



198 Kezhu Road, Sciencetech Park, Guangzhou Economic & Technological  
 Development District, Guangzhou, China 510663

Telephone: +86 (0) 20 82155555  
 Fax: +86 (0) 20 82075059  
 Email: ee.guangzhou@sgs.com

Report No.: GZEM190401174002  
 Page: 1 of 109

## TEST REPORT

**Application No.:** GZEM1904011740CR  
**Applicant:** Harman International Industries, Inc.  
**Address of Applicant:** 8500 Balboa Boulevard, Northridge, CA 91329, UNITED STATES  
**Manufacturer:** Guangzhou Panyu Juda Car Audio Equipment Co., Ltd.  
**Address of Manufacturer:** Vtrek Dewei Industrial Garden, Shibe Industrial Road, Dashi Town, Panyu  
 Borough, Guangzhou City, Guangdong Province, China  
**Factory:** Guangzhou Panyu Juda Car Audio Equipment Co., Ltd.  
**Address of Factory:** Vtrek Dewei Industrial Garden, Shibe Industrial Road, Dashi Town, Panyu  
 Borough, Guangzhou City, Guangdong Province, China  
**Equipment Under Test (EUT):**  
**FCC ID:** APIJBLPARTYXPRT  
**EUT Name:** Party Speaker  
**Model No.:** PARTY XPRT  
**Trade Mark:** JBL  
**Standard(s) :** 47 CFR Part 15, Subpart C 15.247  
**Date of Receipt:** 2019-04-01  
**Date of Test:** 2019-04-01 to 2019-04-16  
**Date of Issue:** 2019-05-15

<b>Test Result:</b>	<b>Pass*</b>
---------------------	--------------

\* In the configuration tested, the EUT complied with the standards specified above.



Kobe Jian  
 Lab Manager

The manufacturer should ensure that all products in series production are in conformity with the product sample detailed in this report. If the product in this report is used in any configuration other than that detailed in the report, the manufacturer must ensure the new system complies with all relevant standards. Any mention of SGS International Electrical Approvals or testing done by SGS International Electrical Approvals in connection with, distribution or use of the product described in this report must be approved by SGS International Electrical Approvals in writing.



Unless otherwise agreed in writing, this document is issued by the Company subject to its General Conditions of Service printed overleaf, available on request or accessible at <http://www.sgs.com/en/Terms-and-Conditions.aspx> and, for electronic format documents, subject to Terms and Conditions for Electronic Documents at <http://www.sgs.com/en/Terms-and-Conditions/Terms-e-Documents.aspx>. Attention is drawn to the limitation of liability, indemnification and jurisdiction issues defined therein. Any holder of this document is advised that information contained hereon reflects the Company's findings at the time of its intervention only and within the limits of Client's instructions, if any. The Company's sole responsibility is to its Client and this document does not exonerate parties to a transaction from exercising all their rights and obligations under the transaction documents. This document cannot be reproduced except in full, without prior written approval of the Company. Any unauthorized alteration, forgery or falsification of the content or appearance of this document is unlawful and offenders may be prosecuted to the fullest extent of the law. Unless otherwise stated the results shown in this test report refer only to the sample(s) tested and such sample(s) are retained for 30 days only.  
 Attention: To check the authenticity of testing/inspection report & certificate, please contact us at telephone: (86-755) 8307 1443, or email: CN.Doccheck@sgs.com

Revision Record				
Version	Chapter	Date	Modifier	Remark
01		2019-05-15		Original

<b>Authorized for issue by:</b>			
<b>Tested By</b>			2019-04-01 to 2019-04-16
	<b>Jackson_Yuan /Project Engineer</b>		<b>Date</b>
<b>Checked By</b>			2019-04-24
	<b>Ricky_Liu /Reviewer</b>		<b>Date</b>



Unless otherwise agreed in writing, this document is issued by the Company subject to its General Conditions of Service printed overleaf, available on request or accessible at <http://www.sgs.com/en/Terms-and-Conditions.aspx> and, for electronic format documents, subject to Terms and Conditions for Electronic Documents at <http://www.sgs.com/en/Terms-and-Conditions/Terms-e-Document.aspx>. Attention is drawn to the limitation of liability, indemnification and jurisdiction issues defined therein. Any holder of this document is advised that information contained hereon reflects the Company's findings at the time of its intervention only and within the limits of Client's instructions, if any. The Company's sole responsibility is to its Client and this document does not exonerate parties to a transaction from exercising all their rights and obligations under the transaction documents. This document cannot be reproduced except in full, without prior written approval of the Company. Any unauthorized alteration, forgery or falsification of the content or appearance of this document is unlawful and offenders may be prosecuted to the fullest extent of the law. Unless otherwise stated the results shown in this test report refer only to the sample(s) tested and such sample(s) are retained for 30 days only.

Attention: To check the authenticity of testing/inspection report & certificate, please contact us at telephone: (86-755) 8307 1443, or email: [CN.Doccheck@sgs.com](mailto:CN.Doccheck@sgs.com)

SGS-CSTC Standards Technical Services Co., Ltd. No.138 Kexu Road, Sakelech Park, Guangzhou Economic & Technology Development District, Guangzhou, China 510663 | (86-20) 82155555 | (86-20) 82075058 | [www.sgs.com](http://www.sgs.com).cn  
 中国·广州·经济技术开发区科学城科珠路138号 邮编: 510663 | (86-20) 82155555 | (86-20) 82075058 | [sgs.china@sgs.com](mailto:sgs.china@sgs.com)

## 2 Test Summary

Radio Spectrum Technical Requirement				
Item	Standard	Method	Requirement	Result
Antenna Requirement	47 CFR Part 15, Subpart C 15.247	N/A	47 CFR Part 15, Subpart C 15.203 & 15.247(c)	Pass
Other requirements Frequency Hopping Spread Spectrum System Hopping Sequence	47 CFR Part 15, Subpart C 15.247	N/A	47 CFR Part 15, Subpart C 15.247(a)(1),(g),(h)	Pass

Radio Spectrum Matter Part				
Item	Standard	Method	Requirement	Result
Conducted Emissions at AC Power Line (150kHz-30MHz)	47 CFR Part 15, Subpart C 15.247	ANSI C63.10 (2013) Section 6.2	47 CFR Part 15, Subpart C 15.207	Pass
Conducted Peak Output Power	47 CFR Part 15, Subpart C 15.247	ANSI C63.10 (2013) Section 7.8.5	47 CFR Part 15, Subpart C 15.247(b)(1)	Pass
20dB Bandwidth	47 CFR Part 15, Subpart C 15.247	ANSI C63.10 (2013) Section 7.8.7	47 CFR Part 15, Subpart C 15.247(a)(1)	Pass
Carrier Frequencies Separation	47 CFR Part 15, Subpart C 15.247	ANSI C63.10 (2013) Section 7.8.2	47 CFR Part 15, Subpart C 15.247a(1)	Pass
Hopping Channel Number	47 CFR Part 15, Subpart C 15.247	ANSI C63.10 (2013) Section 7.8.3	47 CFR Part 15, Subpart C 15.247a(1)(iii)	Pass
Dwell Time	47 CFR Part 15, Subpart C 15.247	ANSI C63.10 (2013) Section 7.8.4	47 CFR Part 15, Subpart C 15.247a(1)(iii)	Pass
Conducted Band Edges Measurement	47 CFR Part 15, Subpart C 15.247	ANSI C63.10 (2013) Section 7.8.6	47 CFR Part 15, Subpart C 15.247(d)	Pass
Conducted Spurious Emissions	47 CFR Part 15, Subpart C 15.247	ANSI C63.10 (2013) Section 7.8.8	47 CFR Part 15, Subpart C 15.247(d)	Pass
Radiated Emissions which fall in the restricted bands	47 CFR Part 15, Subpart C 15.247	ANSI C63.10 (2013) Section 6.10.5	47 CFR Part 15, Subpart C 15.205 & 15.209	Pass
Radiated Spurious Emissions	47 CFR Part 15, Subpart C 15.247	ANSI C63.10 (2013) Section 6.4,6.5,6.6	47 CFR Part 15, Subpart C 15.205 & 15.209	Pass①

①: The EUT passed the Radiated Spurious Emissions test after modification.



Unless otherwise agreed in writing, this document is issued by the Company subject to its General Conditions of Service printed overleaf, available on request or accessible at <http://www.sgs.com/en/Terms-and-Conditions.aspx> and, for electronic format documents, subject to Terms and Conditions for Electronic Documents at <http://www.sgs.com/en/Terms-and-Conditions/Terms-e-Documents.aspx>. Attention is drawn to the limitation of liability, indemnification and jurisdiction issues defined therein. Any holder of this document is advised that information contained hereon reflects the Company's findings at the time of its intervention only and within the limits of Client's instructions, if any. The Company's sole responsibility is to its Client and this document does not exonerate parties to a transaction from exercising all their rights and obligations under the transaction documents. This document cannot be reproduced except in full, without prior written approval of the Company. Any unauthorized alteration, forgery or falsification of the content or appearance of this document is unlawful and offenders may be prosecuted to the fullest extent of the law. Unless otherwise stated the results shown in this test report refer only to the sample(s) tested and such sample(s) are retained for 30 days only.  
Attention: To check the authenticity of testing/inspection report & certificate, please contact us at telephone: (86-755) 8307 1443, or email: [CN.Doccheck@sgs.com](mailto:CN.Doccheck@sgs.com)  
No.138 Mashu Road, Sakech Park, Guangzhou Economic & Technology Development District, Guangzhou, China 510663 | (86-20) 82155555 | (86-20) 82075058 | [www.sgs.com](http://www.sgs.com)  
Guangzhou Branch of SGS-CSTC Standards Technical Services Co., Ltd. | 中国·广州·经济技术开发区科学城科珠路198号 | 邮编: 510663 | (86-20) 82155555 | (86-20) 82075058 | [sgs.china@sgs.com](mailto:sgs.china@sgs.com)

### 3 Contents

	Page
1 Cover Page.....	1
2 Test Summary.....	3
3 Contents.....	4
4 General Information.....	6
4.1 Details of E.U.T.....	6
4.2 Description of Support Units.....	6
4.3 Measurement Uncertainty.....	7
4.4 Test Location.....	7
4.5 Test Facility.....	8
4.6 Deviation from Standards.....	9
4.7 Abnormalities from Standard Conditions.....	9
5 Equipment List.....	10
6 Radio Spectrum Technical Requirement.....	14
6.1 Antenna Requirement.....	14
6.1.1 Test Requirement:.....	14
6.1.2 Conclusion.....	14
6.2 Other requirements Frequency Hopping Spread Spectrum System Hopping Sequence.....	15
6.2.1 Test Requirement:.....	15
6.2.2 Conclusion.....	15
7 Radio Spectrum Matter Test Results.....	16
7.1 Conducted Emissions at AC Power Line (150kHz-30MHz).....	16
7.1.1 E.U.T. Operation.....	17
7.1.2 Test Setup Diagram.....	17
7.1.3 Measurement Procedure and Data.....	17
7.2 Conducted Peak Output Power.....	20
7.2.1 E.U.T. Operation.....	21
7.2.2 Test Setup Diagram.....	21
7.2.3 Measurement Procedure and Data.....	21
7.3 20dB Bandwidth.....	22
7.3.1 E.U.T. Operation.....	22
7.3.2 Test Setup Diagram.....	22
7.3.3 Measurement Procedure and Data.....	22
7.4 Carrier Frequencies Separation.....	23
7.4.1 E.U.T. Operation.....	23
7.4.2 Test Setup Diagram.....	23
7.4.3 Measurement Procedure and Data.....	23
7.5 Hopping Channel Number.....	24
7.5.1 E.U.T. Operation.....	24
7.5.2 Test Setup Diagram.....	24



Unless otherwise agreed in writing, this document is issued by the Company subject to its General Conditions of Service printed overleaf, available on request or accessible at <http://www.sgs.com/en/Terms-and-Conditions.aspx> and, for electronic format documents, subject to Terms and Conditions for Electronic Documents at <http://www.sgs.com/en/Terms-and-Conditions/Terms-e-Documents.aspx>. Attention is drawn to the limitation of liability, indemnification and jurisdiction issues defined therein. Any holder of this document is advised that information contained hereon reflects the Company's findings at the time of its intervention only and within the limits of Client's instructions, if any. The Company's sole responsibility is to its Client and this document does not exonerate parties to a transaction from exercising all their rights and obligations under the transaction documents. This document cannot be reproduced except in full, without prior written approval of the Company. Any unauthorized alteration, forgery or falsification of the content or appearance of this document is unlawful and offenders may be prosecuted to the fullest extent of the law. Unless otherwise stated the results shown in this test report refer only to the sample(s) tested and such sample(s) are retained for 30 days only.

Attention: To check the authenticity of testing/inspection report & certificate, please contact us at telephone: (86-755) 8307 1443, or email: [CN.Doccheck@sgs.com](mailto:CN.Doccheck@sgs.com)

SGS-CSTC Standards Technical Services Co., Ltd. No.138 Keshu Road, Science Park, Guangzhou Economic & Technology Development District, Guangzhou, China 510663 | (86-20) 82155555 | (86-20) 82075058 | [www.sgs.com](http://www.sgs.com)  
Guangzhou Branch of SGS-CSTC Standards Technical Services Co., Ltd. 中国·广州·经济技术开发区科学城科珠路138号 邮编: 510663 | (86-20) 82155555 | (86-20) 82075058 | [sgs.china@sgs.com](mailto:sgs.china@sgs.com)

7.5.3	Measurement Procedure and Data .....	24
7.6	Dwell Time .....	25
7.6.1	E.U.T. Operation.....	26
7.6.2	Test Setup Diagram.....	26
7.6.3	Measurement Procedure and Data .....	26
7.7	Conducted Band Edges Measurement.....	27
7.7.1	E.U.T. Operation.....	28
7.7.2	Test Setup Diagram.....	28
7.7.3	Measurement Procedure and Data .....	28
7.8	Conducted Spurious Emissions.....	29
7.8.1	E.U.T. Operation.....	30
7.8.2	Test Setup Diagram.....	30
7.8.3	Measurement Procedure and Data .....	30
7.9	Radiated Emissions which fall in the restricted bands.....	31
7.9.1	E.U.T. Operation.....	32
7.9.2	Test Setup Diagram.....	32
7.9.3	Measurement Procedure and Data .....	33
7.10	Radiated Spurious Emissions.....	36
7.10.1	E.U.T. Operation .....	37
7.10.2	Test Setup Diagram .....	37
7.10.3	Measurement Procedure and Data.....	38
<b>8</b>	<b>Appendix .....</b>	<b>43</b>
8.1	Appendix 15.247 .....	43



Unless otherwise agreed in writing, this document is issued by the Company subject to its General Conditions of Service printed overleaf, available on request or accessible at <http://www.sgs.com/en/Terms-and-Conditions.aspx> and, for electronic format documents, subject to Terms and Conditions for Electronic Documents at <http://www.sgs.com/en/Terms-and-Conditions/Terms-e-Document.aspx>. Attention is drawn to the limitation of liability, indemnification and jurisdiction issues defined therein. Any holder of this document is advised that information contained hereon reflects the Company's findings at the time of its intervention only and within the limits of Client's instructions, if any. The Company's sole responsibility is to its Client and this document does not exonerate parties to a transaction from exercising all their rights and obligations under the transaction documents. This document cannot be reproduced except in full, without prior written approval of the Company. Any unauthorized alteration, forgery or falsification of the content or appearance of this document is unlawful and offenders may be prosecuted to the fullest extent of the law. Unless otherwise stated the results shown in this test report refer only to the sample(s) tested and such sample(s) are retained for 30 days only.

Attention: To check the authenticity of testing/inspection report & certificate, please contact us at telephone: (86-755) 8307 1443, or email: [CN.Doccheck@sgs.com](mailto:CN.Doccheck@sgs.com)

SGS-CSTC Standards Technical Services Co., Ltd. No.138 Keshu Road, Science Park, Guangzhou Economic & Technology Development District, Guangzhou, China 510663 | (86-20) 82155555 | (86-20) 82075058 | [www.sgs.com](http://www.sgs.com)  
 Guangzhou Branch: CSTC Guangzhou EEC Laboratory 中国·广州·经济技术开发区科学城科珠路138号 邮编: 510663 | (86-20) 82155555 | (86-20) 82075058 | [sgs.china@sgs.com](mailto:sgs.china@sgs.com)

## 4 General Information

### 4.1 Details of E.U.T.

Power Supply:	AC 100-240V, 50/60Hz
Rated Power:	500W
Test Voltage:	AC 120 V, 60 Hz
Cable:	AC Mains (unshielded, 1.5m) FM antenna cable (unshielded, 1.5m) AUDIO IN/OUT ports USB PLAYBACK ports USB CHARGING ports LINE IN ports MIC-IN 1/2 ports GUITAR IN ports
Antenna Gain	0 dBi
Antenna Type	PCB Antenna
Channel Spacing	1MHz
Modulation Type	GFSK, $\pi/4$ DQPSK, 8DPSK
Number of Channels	79
Operation Frequency	2402MHz to 2480MHz
Spectrum Spread Technology	Frequency Hopping Spread Spectrum(FHSS)
Software	BK

### 4.2 Description of Support Units

Description	Manufacturer	Model No.	Serial No.
iPod nano	Apple	A1446	None
Laptop	Lenovo	T430u	REF. No.SEA1800
Load Resistor	SGS	N/A	REF. No.SEA0600
U-disk	Sandisk	SDCZ60-016G	REF. No.SEA0100
Resistor with USB ports	SGS	N/A	None
Microphones	SGS	N/A	None



Unless otherwise agreed in writing, this document is issued by the Company subject to its General Conditions of Service printed overleaf, available on request or accessible at <http://www.sgs.com/en/Terms-and-Conditions.aspx> and, for electronic format documents, subject to Terms and Conditions for Electronic Documents at <http://www.sgs.com/en/Terms-and-Conditions/Terms-e-Document.aspx>. Attention is drawn to the limitation of liability, indemnification and jurisdiction issues defined therein. Any holder of this document is advised that information contained hereon reflects the Company's findings at the time of its intervention only and within the limits of Client's instructions, if any. The Company's sole responsibility is to its Client and this document does not exonerate parties to a transaction from exercising all their rights and obligations under the transaction documents. This document cannot be reproduced except in full, without prior written approval of the Company. Any unauthorized alteration, forgery or falsification of the content or appearance of this document is unlawful and offenders may be prosecuted to the fullest extent of the law. Unless otherwise stated the results shown in this test report refer only to the sample(s) tested and such sample(s) are retained for 30 days only.  
 Attention: To check the authenticity of testing/inspection report & certificate, please contact us at telephone: (86-755) 8307 1443, or email: [CN.Doccheck@sgs.com](mailto:CN.Doccheck@sgs.com)  
 No.138 Mahe Road, Science Park, Guangzhou Economic & Technology Development District, Guangzhou, China 510663 | (86-20) 82155555 | (86-20) 82075058 | [www.sgs.com](http://www.sgs.com)  
 中国·广州·经济技术开发区科学城科珠路138号 邮编: 510663 | (86-20) 82155555 | (86-20) 82075058 | [sgs.china@sgs.com](mailto:sgs.china@sgs.com)

### 4.3 Measurement Uncertainty

No.	Item	Measurement Uncertainty
1	Radio Frequency	$\pm 5.5 \times 10^{-8}$
2	Duty cycle	$\pm 0.57\%$
3	Occupied Bandwidth	$\pm 3\%$
4	RF Conducted power	$\pm 0.68\text{dB}$
5	RF Power Density	$\pm 1.50\text{dB}$
6	Conducted Spurious Emissions	$\pm 1.04\text{dB}$
7	RF Radiated Power	$\pm 4.5\text{dB}$ (below 1GHz)
		$\pm 4.8\text{dB}$ (above 1GHz)
8	Radiated Spurious Emission Test	$\pm 4.5\text{dB}$ (30MHz-1GHz)
		$\pm 4.8\text{dB}$ (1GHz-18GHz)
9	Temperature	$\pm 0.4^\circ\text{C}$
10	Humidity	$\pm 1.3\%$
11	Supply Voltages	$\pm 1.5\%$
12	Time	$\pm 3\%$

### 4.4 Test Location

All tests were performed at:

SGS-CSTC Standards Technical Services Co., Ltd., Guangzhou Branch EMC Laboratory,  
198 Kezhu Road, Sciencetech Park, Guangzhou Economic & Technology Development District,  
Guangzhou, China 510663

Tel: +86 20 82155555 Fax: +86 20 82075059

No tests were sub-contracted.



Unless otherwise agreed in writing, this document is issued by the Company subject to its General Conditions of Service printed overleaf, available on request or accessible at <http://www.sgs.com/en/Terms-and-Conditions.aspx> and, for electronic format documents, subject to Terms and Conditions for Electronic Documents at <http://www.sgs.com/en/Terms-and-Conditions/Terms-e-Document.aspx>. Attention is drawn to the limitation of liability, indemnification and jurisdiction issues defined therein. Any holder of this document is advised that information contained hereon reflects the Company's findings at the time of its intervention only and within the limits of Client's instructions, if any. The Company's sole responsibility is to its Client and this document does not exonerate parties to a transaction from exercising all their rights and obligations under the transaction documents. This document cannot be reproduced except in full, without prior written approval of the Company. Any unauthorized alteration, forgery or falsification of the content or appearance of this document is unlawful and offenders may be prosecuted to the fullest extent of the law. Unless otherwise stated the results shown in this test report refer only to the sample(s) tested and such sample(s) are retained for 30 days only.  
Attention: To check the authenticity of testing/inspection report & certificate, please contact us at telephone: (86-755) 8307 1443, or email: [CN.Doccheck@sgs.com](mailto:CN.Doccheck@sgs.com)  
SGS-CSTC Standards Technical Services Co., Ltd. No.198 Kezhu Road, Sciencetech Park, Guangzhou Economic & Technology Development District, Guangzhou, China 510663 | (86-20) 82155555 | (86-20) 82075058 | [www.sgs.com](http://www.sgs.com)  
Guangzhou Branch EMC Laboratory 中国·广州·经济技术开发区科学城科珠路198号 邮编: 510663 | (86-20) 82155555 | (86-20) 82075058 | [sgs.china@sgs.com](mailto:sgs.china@sgs.com)

#### 4.5 Test Facility

The test facility is recognized, certified, or accredited by the following organizations:

● **NVLAP (Lab Code: 200611-0)**

SGS-CSTC Standards Technical Services Co., Ltd., Guangzhou EMC Laboratory is accredited by the National Voluntary Laboratory Accreditation Program (NVLAP/NIST). NVLAP Code: 200611-0.

The report must not be used by the client to claim product certification, approval, or endorsement by NVLAP, NIST, or any agency of the Federal Government.

● **ACMA**

SGS-CSTC Standards Technical Services Co., Ltd., EMC Laboratory can also perform testing for the Australian C-Tick mark as a result of our NVLAP accreditation.

● **SGS UK(Certificate No.: 32), SGS-TUV SAARLAND and SGS-FIMKO**

Have approved SGS-CSTC Standards Technical Services Co., Ltd., EMC Laboratory as a supplier of EMC TESTING SERVICES and SAFETY TESTING SERVICES.

● **CNAS (Lab Code: L0167)**

SGS-CSTC Standards Technical Services Co., Ltd., EMC Laboratory has been assessed and in compliance with CNAS-CL01:2006 accreditation criteria for testing laboratories (identical to

ISO/IEC 17025:2005 General Requirements) for the Competence of Testing Laboratories.

● **FCC Recognized 2.948 Listed Test Firm(Registration No.: 282399)**

SGS-CSTC Standards Technical Services Co., Ltd., EMC Laboratory has been registered and fully described in a report filed with the (FCC) Federal Communications Commission. The acceptance letter from the FCC is maintained in our files. Registration 282399, May 31, 2002.

● **FCC Recognized Accredited Test Firm(Registration No.: 486818)**

SGS-CSTC Standards Technical Services Co., Ltd., EMC Laboratory has been accredited and fully described in a report filed with the (FCC) Federal Communications Commission. The acceptance letter from the FCC is maintained in our files. Designation Number: CN5016, Test Firm Registration Number: 486818, Jul 13, 2017.

● **Industry Canada (Registration No.: 4620B, CAB identifier: CN0052)**

SGS-CSTC Standards Technical Services Co., Ltd., has been registered by Innovation Science and Economic Development Canada for Wireless Device Testing laboratories to test to Canadian radio equipment requirements. Registration No. 4620B, CAB identifier: CN0052.

● **VCCI (Registration No.: R-12460, C-12584, G-10449 and T-11179)**

The 10m Semi-anechoic chamber and Shielded Room of SGS-CSTC Standards Technical Services Co., Ltd. have been registered in accordance with the Regulations for Voluntary Control Measures with Registration No.: R-12460, C-12584, G-10449 and T-11179 respectively.

● **CBTL (Lab Code: TL129)**

SGS-CSTC Standards Technical Services Co., Ltd., E&E Laboratory has been assessed and fully comply with the requirements of ISO/IEC 17025:2005, the Basic Rules, IECEE 01 and Rules of procedure IECEE 02, and the relevant IECEE CB-Scheme Operational documents.



#### 4.6 Deviation from Standards

None

#### 4.7 Abnormalities from Standard Conditions

The EUT passed the Radiated Spurious Emissions test after modification.



Unless otherwise agreed in writing, this document is issued by the Company subject to its General Conditions of Service printed overleaf, available on request or accessible at <http://www.sgs.com/en/Terms-and-Conditions.aspx> and, for electronic format documents, subject to Terms and Conditions for Electronic Documents at <http://www.sgs.com/en/Terms-and-Conditions/Terms-e-Documents.aspx>. Attention is drawn to the limitation of liability, indemnification and jurisdiction issues defined therein. Any holder of this document is advised that information contained hereon reflects the Company's findings at the time of its intervention only and within the limits of Client's instructions, if any. The Company's sole responsibility is to its Client and this document does not exonerate parties to a transaction from exercising all their rights and obligations under the transaction documents. This document cannot be reproduced except in full, without prior written approval of the Company. Any unauthorized alteration, forgery or falsification of the content or appearance of this document is unlawful and offenders may be prosecuted to the fullest extent of the law. Unless otherwise stated the results shown in this test report refer only to the sample(s) tested and such sample(s) are retained for 30 days only.  
Attention: To check the authenticity of testing/inspection report & certificate, please contact us at telephone: (86-755) 8307 1443, or email: [CN.Doccheck@sgs.com](mailto:CN.Doccheck@sgs.com)

## 5 Equipment List

Conducted Emissions at AC Power Line (150kHz-30MHz)					
Equipment	Manufacturer	Model No	Inventory No	Cal Date	Cal Due Date
Shielding Room	Zhong Yu	8m x 3m x 3.8m	EMC0306	N/A	N/A
Two-Line V-Netwok	R&S	ENV216	EMC0118	2019-01-11	2020-01-10
LISN	R&S	ENV216	EMC2135	2018-09-21	2019-09-20
EMI Test Receiver	Rohde & Schwarz	ESCS30	EMC0506	2018-11-19	2019-11-18
Coaxial Cable	HangTianXing	2m	EMC0107	2017-07-23	2019-07-22
Voltage Probe	SGS	N/A	EMC0106	2018-04-04	2020-04-03
Conical Metal Housing	SGS-EMC	N/A	EMC0167	2018-04-19	2020-04-18
Test Software E3c	Audix	Ver. 5.4.1221b	GZE100-62	N/A	N/A

Conducted Peak Output Power					
Equipment	Manufacturer	Model No	Inventory No	Cal Date	Cal Due Date
EXA Signal Analyzer	AgilentTechnologies	N9010A	EMC2138	2018-11-19	2019-11-18
6dB Attenuator	HP	8491A	EMC2062	2018-04-04	2020-04-03
Test Software JS1120-3	HangTianXing	V2.6	GZE100-69	N/A	N/A

20dB Bandwidth					
Equipment	Manufacturer	Model No	Inventory No	Cal Date	Cal Due Date
EXA Signal Analyzer	AgilentTechnologies	N9010A	EMC2138	2018-11-19	2019-11-18
6dB Attenuator	HP	8491A	EMC2062	2018-04-04	2020-04-03
Test Software JS1120-3	HangTianXing	V2.6	GZE100-69	N/A	N/A

Carrier Frequencies Separation					
Equipment	Manufacturer	Model No	Inventory No	Cal Date	Cal Due Date
EXA Signal Analyzer	AgilentTechnologies	N9010A	EMC2138	2018-11-19	2019-11-18
6dB Attenuator	HP	8491A	EMC2062	2018-04-04	2020-04-03
Test Software JS1120-3	HangTianXing	V2.6	GZE100-69	N/A	N/A



Unless otherwise agreed in writing, this document is issued by the Company subject to its General Conditions of Service printed overleaf, available on request or accessible at <http://www.sgs.com/en/Terms-and-Conditions.aspx> and, for electronic format documents, subject to Terms and Conditions for Electronic Documents at <http://www.sgs.com/en/Terms-and-Conditions/Terms-e-Documents.aspx>. Attention is drawn to the limitation of liability, indemnification and jurisdiction issues defined therein. Any holder of this document is advised that information contained hereon reflects the Company's findings at the time of its intervention only and within the limits of Client's instructions, if any. The Company's sole responsibility is to its Client and this document does not exonerate parties to a transaction from exercising all their rights and obligations under the transaction documents. This document cannot be reproduced except in full, without prior written approval of the Company. Any unauthorized alteration, forgery or falsification of the content or appearance of this document is unlawful and offenders may be prosecuted to the fullest extent of the law. Unless otherwise stated the results shown in this test report refer only to the sample(s) tested and such sample(s) are retained for 30 days only.

Attention: To check the authenticity of testing/inspection report & certificate, please contact us at telephone: (86-755) 8307 1443, or email: [CN.Doccheck@sgs.com](mailto:CN.Doccheck@sgs.com)

SGS-CSTC Standards Technical Services Co., Ltd. No.138 Mahe Road, Science Park, Guangzhou Economic & Technology Development District, Guangzhou, China 510663 t (86-20) 82155555 f (86-20) 82075058 www.sgs.com.cn  
 中国·广州·经济技术开发区科学城科珠路138号 邮编: 510663 t (86-20) 82155555 f (86-20) 82075058 sgs.china@sgs.com

Hopping Channel Number					
Equipment	Manufacturer	Model No	Inventory No	Cal Date	Cal Due Date
EXA Signal Analyzer	AgilentTechnologies	N9010A	EMC2138	2018-11-19	2019-11-18
6dB Attenuator	HP	8491A	EMC2062	2018-04-04	2020-04-03
Test Software JS1120-3	HangTianXing	V2.6	GZE100-69	N/A	N/A

Dwell Time					
Equipment	Manufacturer	Model No	Inventory No	Cal Date	Cal Due Date
EXA Signal Analyzer	AgilentTechnologies	N9010A	EMC2138	2018-11-19	2019-11-18
6dB Attenuator	HP	8491A	EMC2062	2018-04-04	2020-04-03
Test Software JS1120-3	HangTianXing	V2.6	GZE100-69	N/A	N/A

Conducted Band Edges Measurement					
Equipment	Manufacturer	Model No	Inventory No	Cal Date	Cal Due Date
MXA Signal Analyzer	AgilentTechnologies	N9020A	SEM004-10	2019-02-24	2020-02-23
ESG Vector Signal Generator	Keysight	E4438C	SEM006-03	2019-04-05	2020-04-04
EXG Analog Signal Generator	AgilentTechnologies	N5171B	SEM006-04	2017-07-26	2020-07-25
Power Meter	AgilentTechnologies	U2021XA_Ch2	SEM009-02	2018-09-20	2019-09-19
Power Meter	AgilentTechnologies	U2021XA_Ch3	SEM009-03	2018-09-20	2019-09-19
EXA Signal Analyzer	AgilentTechnologies	N9010A	EMC2138	2018-11-19	2019-11-18
6dB Attenuator	HP	8491A	EMC2062	2018-04-04	2020-04-03
Test Software JS1120-3	HangTianXing	V2.6	GZE100-69	N/A	N/A

Conducted Spurious Emissions					
Equipment	Manufacturer	Model No	Inventory No	Cal Date	Cal Due Date
EXA Signal Analyzer	AgilentTechnologies	N9010A	EMC2138	2018-11-19	2019-11-18
6dB Attenuator	HP	8491A	EMC2062	2018-04-04	2020-04-03
Test Software JS1120-3	HangTianXing	V2.6	GZE100-69	N/A	N/A



Unless otherwise agreed in writing, this document is issued by the Company subject to its General Conditions of Service printed overleaf, available on request or accessible at <http://www.sgs.com/en/Terms-and-Conditions.aspx> and, for electronic format documents, subject to Terms and Conditions for Electronic Documents at <http://www.sgs.com/en/Terms-and-Conditions/Terms-e-Document.aspx>. Attention is drawn to the limitation of liability, indemnification and jurisdiction issues defined therein. Any holder of this document is advised that information contained hereon reflects the Company's findings at the time of its intervention only and within the limits of Client's instructions, if any. The Company's sole responsibility is to its Client and this document does not exonerate parties to a transaction from exercising all their rights and obligations under the transaction documents. This document cannot be reproduced except in full, without prior written approval of the Company. Any unauthorized alteration, forgery or falsification of the content or appearance of this document is unlawful and offenders may be prosecuted to the fullest extent of the law. Unless otherwise stated the results shown in this test report refer only to the sample(s) tested and such sample(s) are retained for 30 days only.

Attention: To check the authenticity of testing/inspection report & certificate, please contact us at telephone: (86-755) 8307 1443, or email: [CN.Doccheck@sgs.com](mailto:CN.Doccheck@sgs.com)

SGS-CSTC Standards Technical Services Co., Ltd. No.138 Mahe Road, Science Park, Guangzhou Economic & Technology Development District, Guangzhou, China 510663 t (86-20) 82155555 f (86-20) 82075058 www.sgs.com.cn  
 中国·广州·经济技术开发区科学城科珠路138号 邮编: 510663 t (86-20) 82155555 f (86-20) 82075058 sgs.china@sgs.com

Radiated Emissions which fall in the restricted bands					
Equipment	Manufacturer	Model No	Inventory No	Cal Date	Cal Due Date
EMI Test Receiver	Rohde & Schwarz	ESIB26	EMC0522	2019-01-20	2020-01-19
EMI Test Receiver	Rohde & Schwarz	ESCI	EMC0056	2019-01-20	2020-01-19
Chamber cable	HangTianXing	N/A	EMC0542	2017-06-30	2019-06-30
Trilog Broadband Antenna 30MHz-1GHz	SCHWARZBECKME SS-ELEKTRONIK	VULB 9160	EMC2025	2016-09-08	2019-09-07
Bi-log Type Antenna	Schaffner -Chase	CBL6112B	EMC0524	2016-09-08	2019-09-07
Bi-log Type Antenna	Schaffner -Chase	CBL6143	EMC0519	2017-05-04	2020-05-03
Horn Antenna 1GHz-18GHz	SCHWARZBECK MESS-ELEKTRONIK	BBHA 9120D	EMC2026	2016-09-09	2019-09-08
1GHz-26.5 GHz Pre-Amplifier	Agilent	8449B	EMC0521	2019-01-07	2020-01-08
Amplifier	HP	8447F	EMC2065	2018-06-01	2019-05-31
Pre-Amplifier MH648A	ANRITSU CORP	MH648A	EMC2086	2018-11-19	2019-11-18
Active Loop Antenna	EMCO	6502	EMC0523	2018-03-05	2020-03-04
High Pass Filter(915MHz)	FSY MICROWAVE	HM1465-9SS	EMC2079	2019-01-11	2020-01-10
2.4GHz Filter	Micro-Tronics	BRM 50702	EMC2069	2019-01-11	2020-01-10
10m Semi-Anechoic Chamber	ETS	N/A	EMC0530	2017-06-18	2019-06-18
966 Anechoic Chamber	C.R.T	9m x 6m x 6m	EMC2142	2017-12-19	2019-12-18
MXE EMI Receiver	Keysight	N9038A	EMC2139	2018-11-19	2019-11-18
EXA Signal Analyzer	Keysight	N9010A	EMC2138	2018-11-19	2019-11-18
Trilog Broadband Antenna 30MHz-1GHz	SCHWARZBECKME SS-ELEKTRONIK	VULB 9168	SEM003-18	2016-06-29	2019-06-28
Test Software E3	Audix	Ver.6.120110a	GZE100-61	N/A	N/A



Unless otherwise agreed in writing, this document is issued by the Company subject to its General Conditions of Service printed overleaf, available on request or accessible at <http://www.sgs.com/en/Terms-and-Conditions.aspx> and, for electronic format documents, subject to Terms and Conditions for Electronic Documents at <http://www.sgs.com/en/Terms-and-Conditions/Terms-e-Documents.aspx>. Attention is drawn to the limitation of liability, indemnification and jurisdiction issues defined therein. Any holder of this document is advised that information contained hereon reflects the Company's findings at the time of its intervention only and within the limits of Client's instructions, if any. The Company's sole responsibility is to its Client and this document does not exonerate parties to a transaction from exercising all their rights and obligations under the transaction documents. This document cannot be reproduced except in full, without prior written approval of the Company. Any unauthorized alteration, forgery or falsification of the content or appearance of this document is unlawful and offenders may be prosecuted to the fullest extent of the law. Unless otherwise stated the results shown in this test report refer only to the sample(s) tested and such sample(s) are retained for 30 days only.

Attention: To check the authenticity of testing/inspection report & certificate, please contact us at telephone: (86-755) 8307 1443, or email: [CN.Doccheck@sgs.com](mailto:CN.Doccheck@sgs.com)

SGS-CSTC Standards Technical Services Co., Ltd. No.138 Mahe Road, Sakech Park, Guangzhou Economic & Technology Development District, Guangzhou, China 510663 t (86-20) 82155555 f (86-20) 82075058 www.sgs.com.cn  
 中国·广州·经济技术开发区科学城科珠路138号 邮编: 510663 t (86-20) 82155555 f (86-20) 82075058 sgs.china@sgs.com

Radiated Spurious Emissions					
Equipment	Manufacturer	Model No	Inventory No	Cal Date	Cal Due Date
EMI Test Receiver	Rohde & Schwarz	ESIB26	EMC0522	2019-01-20	2020-01-19
EMI Test Receiver	Rohde & Schwarz	ESCI	EMC0056	2019-01-20	2020-01-19
Chamber cable	HangTianXing	N/A	EMC0542	2017-06-30	2019-06-30
Trilog Broadband Antenna 30MHz-1GHz	SCHWARZBECKME SS-ELEKTRONIK	VULB 9160	EMC2025	2016-09-08	2019-09-07
Bi-log Type Antenna	Schaffner -Chase	CBL6112B	EMC0524	2016-09-08	2019-09-07
Bi-log Type Antenna	Schaffner -Chase	CBL6143	EMC0519	2017-05-04	2020-05-03
Horn Antenna 1GHz-18GHz	SCHWARZBECK MESS-ELEKTRONIK	BBHA 9120D	EMC2026	2016-09-09	2019-09-08
1GHz-26.5 GHz Pre-Amplifier	Agilent	8449B	EMC0521	2019-01-07	2020-01-08
Amplifier	HP	8447F	EMC2065	2018-06-01	2019-05-31
Pre-Amplifier MH648A	ANRITSU CORP	MH648A	EMC2086	2018-11-19	2019-11-18
Active Loop Antenna	EMCO	6502	EMC0523	2018-03-05	2020-03-04
High Pass Filter(915MHz)	FSY MICROWAVE	HM1465-9SS	EMC2079	2019-01-11	2020-01-10
2.4GHz Filter	Micro-Tronics	BRM 50702	EMC2069	2019-01-11	2020-01-10
10m Semi-Anechoic Chamber	ETS	N/A	EMC0530	2017-06-18	2019-06-18
966 Anechoic Chamber	C.R.T	9m x 6m x 6m	EMC2142	2017-12-19	2019-12-18
MXE EMI Receiver	Keysight	N9038A	EMC2139	2018-11-19	2019-11-18
EXA Signal Analyzer	Keysight	N9010A	EMC2138	2018-11-19	2019-11-18
Trilog Broadband Antenna 30MHz-1GHz	SCHWARZBECKME SS-ELEKTRONIK	VULB 9168	SEM003-18	2016-06-29	2019-06-28
Test Software E3	Audix	Ver.6.120110a	GZE100-61	N/A	N/A

General used equipment					
Equipment	Manufacturer	Model No	Inventory No	Cal Date	Cal Due Date
DMM	Fluke	73	EMC0006	2018-07-20	2019-07-19
DMM	Fluke	73	EMC0007	2018-07-19	2019-07-18



Unless otherwise agreed in writing, this document is issued by the Company subject to its General Conditions of Service printed overleaf, available on request or accessible at <http://www.sgs.com/en/Terms-and-Conditions.aspx> and, for electronic format documents, subject to Terms and Conditions for Electronic Documents at <http://www.sgs.com/en/Terms-and-Conditions/Terms-e-Document.aspx>. Attention is drawn to the limitation of liability, indemnification and jurisdiction issues defined therein. Any holder of this document is advised that information contained hereon reflects the Company's findings at the time of its intervention only and within the limits of Client's instructions, if any. The Company's sole responsibility is to its Client and this document does not exonerate parties to a transaction from exercising all their rights and obligations under the transaction documents. This document cannot be reproduced except in full, without prior written approval of the Company. Any unauthorized alteration, forgery or falsification of the content or appearance of this document is unlawful and offenders may be prosecuted to the fullest extent of the law. Unless otherwise stated the results shown in this test report refer only to the sample(s) tested and such sample(s) are retained for 30 days only.

Attention: To check the authenticity of testing/inspection report & certificate, please contact us at telephone: (86-755) 8307 1443, or email: [CN.Doccheck@sgs.com](mailto:CN.Doccheck@sgs.com)

SGS-CSTC Standards Technical Services Co., Ltd. No.138 Mahe Road, Science Park, Guangzhou Economic & Technology Development District, Guangzhou, China 510663 t (86-20) 82155555 f (86-20) 82075058 www.sgs.com.cn  
 中国·广州·经济技术开发区科学城科珠路138号 邮编: 510663 t (86-20) 82155555 f (86-20) 82075058 sgs.china@sgs.com

## 6 Radio Spectrum Technical Requirement

### 6.1 Antenna Requirement

#### 6.1.1 Test Requirement:

47 CFR Part 15, Subpart C 15.203 & 15.247(c)

#### 6.1.2 Conclusion

Standard Requirement:


An intentional radiator shall be designed to ensure that no antenna other than that furnished by the responsible party shall be used with the device. The use of a permanently attached antenna or of an antenna that uses a unique coupling to the intentional radiator, the manufacturer may design the unit so that a broken antenna can be replaced by the user, but the use of a standard antenna jack or electrical connector is prohibited.

15.247(b) (4) requirement:

The conducted output power limit specified in paragraph (b) of this section is based on the use of antennas with directional gains that do not exceed 6 dBi. Except as shown in paragraph (c) of this section, if transmitting antennas of directional gain greater than 6 dBi are used, the conducted output power from the intentional radiator shall be reduced below the stated values in paragraphs (b)(1), (b)(2), and (b)(3) of this section, as appropriate, by the amount in dB that the directional gain of the antenna exceeds 6 dBi.

EUT Antenna:

The antenna is integrated on the main PCB and no consideration of replacement. The best case gain of the antenna is 0 dBi.



**Test result: The unit does meet the FCC requirements.**



## 6.2 Other requirements Frequency Hopping Spread Spectrum System Hopping Sequence

### 6.2.1 Test Requirement:

47 CFR Part 15, Subpart C 15.247(a)(1),(g),(h)

### 6.2.2 Conclusion

Standard Requirement:

The system shall hop to channel frequencies that are selected at the system hopping rate from a Pseudorandom ordered list of hopping frequencies. Each frequency must be used equally on the average by each transmitter. The system receivers shall have input bandwidths that match the hopping channel bandwidths of their corresponding transmitters and shall shift frequencies in synchronization with the transmitted signals.

Frequency hopping spread spectrum systems are not required to employ all available hopping channels during each transmission. However, the system, consisting of both the transmitter and the receiver, must be designed to comply with all of the regulations in this section should the transmitter be presented with a continuous data (or information) stream. In addition, a system employing short transmission bursts must comply with the definition of a frequency hopping system and must distribute its transmissions over the minimum number of hopping channels specified in this section.

The incorporation of intelligence within a frequency hopping spread spectrum system that permits the system to recognize other users within the spectrum band so that it individually and independently chooses and adapts its hopsets to avoid hopping on occupied channels is permitted. The coordination of frequency hopping systems in any other manner for the express purpose of avoiding the simultaneous occupancy of individual hopping frequencies by multiple transmitters is not permitted.

Compliance for section 15.247(a)(1):

According to Technical Specification, the pseudorandom sequence may be generated in a nine-stage shift register whose 5th and 9th stage outputs are added in a modulo-two addition stage. And the result is fed back to the input of the first stage. The sequence begins with the first ONE of 9 consecutive ONES; i.e. the shift register is initialized with nine ones.

- > Number of shift register stages: 9
- > Length of pseudo-random sequence:  $2^9 - 1 = 511$  bits
- > Longest sequence of zeros: 8 (non-inverted signal)

Linear Feedback Shift Register for Generation of the PRBS sequence

An example of Pseudorandom Frequency Hopping Sequence as follow:

Each frequency used equally on the average by each transmitter.

According to Technical Specification, the receivers are designed to have input and IF bandwidths that match the hopping channel bandwidths of any transmitters and shift frequencies in synchronization with the transmitted signals.

Compliance for section 15.247(g):

According to Technical Specification, the system transmits the packet with the pseudorandom hopping frequency with a continuous data and the short burst transmission from the Bluetooth system is also transmitted under the frequency hopping system with the pseudorandom hopping frequency system.

Compliance for section 15.247(h):

According to Technical specification, the system incorporates with an adaptive system to detect other user within the spectrum bands



## 7 Radio Spectrum Matter Test Results

### 7.1 Conducted Emissions at AC Power Line (150kHz-30MHz)

Test Requirement 47 CFR Part 15, Subpart C 15.207  
Test Method: ANSI C63.10 (2013) Section 6.2  
Limit:

Frequency of emission(MHz)	Conducted limit(dBμV)	
	Quasi-peak	Average
0.15-0.5	66 to 56*	56 to 46*
0.5-5	56	46
5-30	60	50

\*Decreases with the logarithm of the frequency.



Unless otherwise agreed in writing, this document is issued by the Company subject to its General Conditions of Service printed overleaf, available on request or accessible at <http://www.sgs.com/en/Terms-and-Conditions.aspx> and, for electronic format documents, subject to Terms and Conditions for Electronic Documents at <http://www.sgs.com/en/Terms-and-Conditions/Terms-e-Document.aspx>. Attention is drawn to the limitation of liability, indemnification and jurisdiction issues defined therein. Any holder of this document is advised that information contained hereon reflects the Company's findings at the time of its intervention only and within the limits of Client's instructions, if any. The Company's sole responsibility is to its Client and this document does not exonerate parties to a transaction from exercising all their rights and obligations under the transaction documents. This document cannot be reproduced except in full, without prior written approval of the Company. Any unauthorized alteration, forgery or falsification of the content or appearance of this document is unlawful and offenders may be prosecuted to the fullest extent of the law. Unless otherwise stated the results shown in this test report refer only to the sample(s) tested and such sample(s) are retained for 30 days only.  
Attention: To check the authenticity of testing/inspection report & certificate, please contact us at telephone: (86-755) 8307 1443, or email: [CN.Doccheck@sgs.com](mailto:CN.Doccheck@sgs.com)  
No.138 Kexu Road, Science Park, Guangzhou Economic & Technology Development District, Guangzhou, China 510663 | (86-20) 82155555 | (86-20) 82075058 | [www.sgs.com](http://www.sgs.com)  
中国·广州·经济技术开发区科学城科珠路138号 邮编: 510663 | (86-20) 82155555 | (86-20) 82075058 | [sgs.china@sgs.com](mailto:sgs.china@sgs.com)

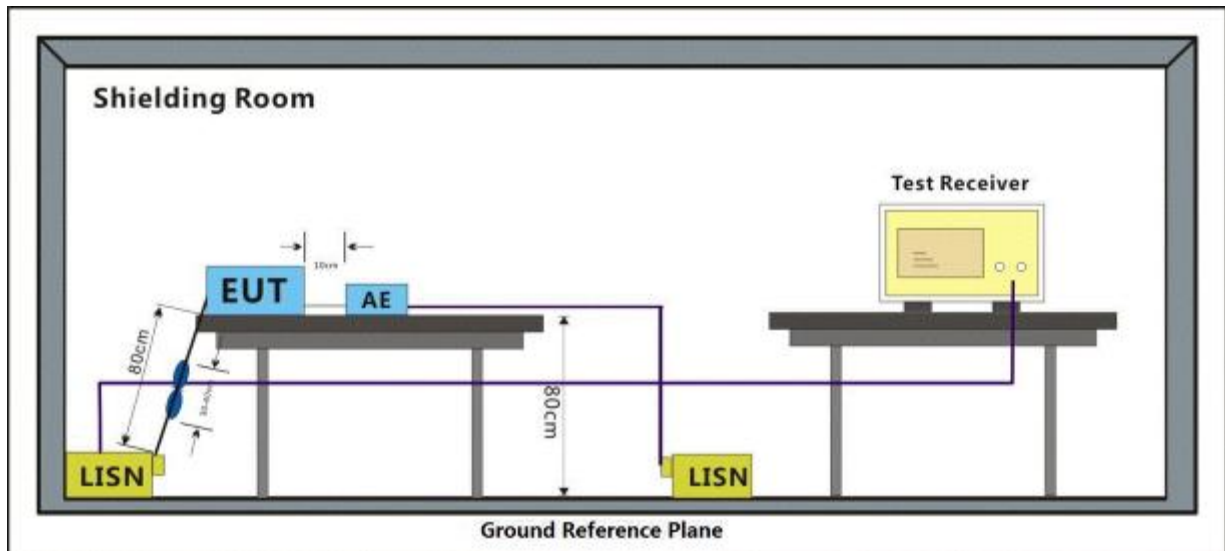
### 7.1.1 E.U.T. Operation

Operating Environment:

Temperature: 25.6 °C Humidity: 52 % RH Atmospheric Pressure: 1020 mbar

Test mode c:TX\_non-Hop mode\_Keep the EUT in continuously transmitting mode with GFSK modulation,  $\pi/4$ DQPSK modulation, 8DPSK modulation. All modes have been tested and only the data of worst case is recorded in the report.

### 7.1.2 Test Setup Diagram



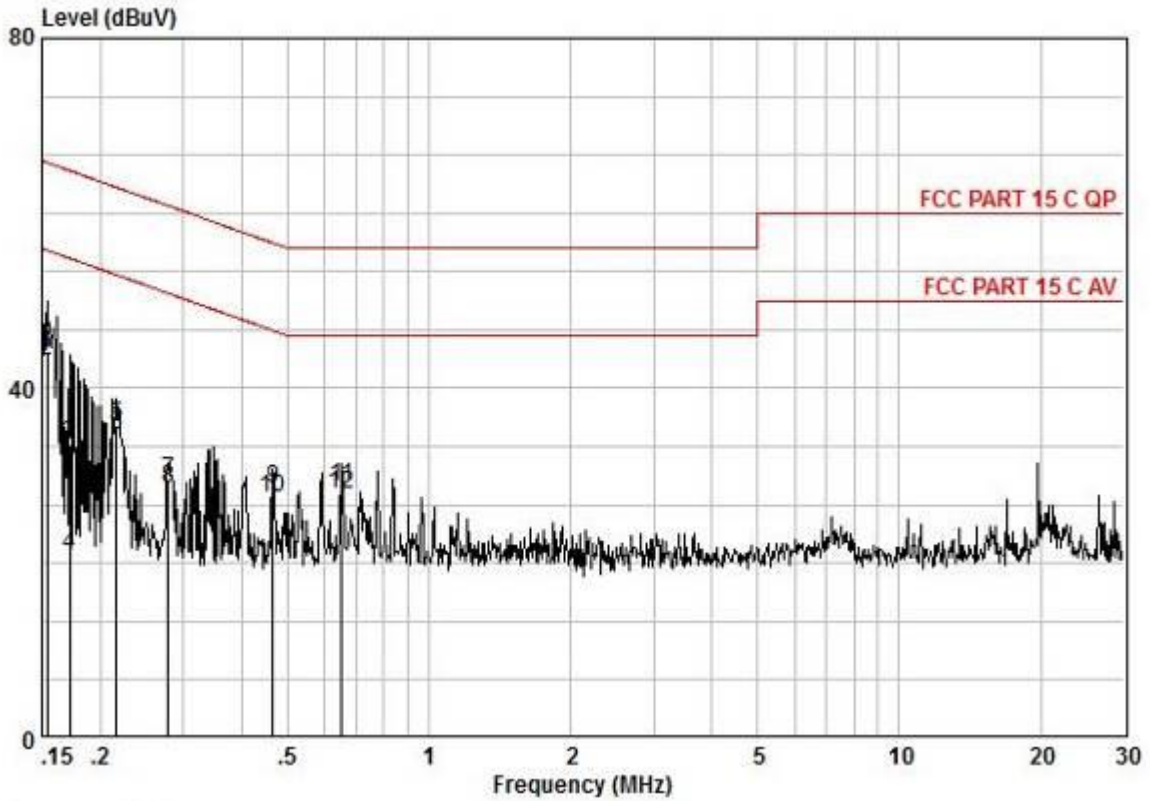
### 7.1.3 Measurement Procedure and Data

- 1) The mains terminal disturbance voltage test was conducted in a shielded room.
- 2) The EUT was connected to AC power source through a LISN 1 (Line Impedance Stabilization Network) which provides a 50ohm/50 $\mu$ H + 5ohm linear impedance. The power cables of all other units of the EUT were connected to a second LISN 2, which was bonded to the ground reference plane in the same way as the LISN 1 for the unit being measured. A multiple socket outlet strip was used to connect multiple power cables to a single LISN provided the rating of the LISN was not exceeded.
- 3) The tabletop EUT was placed upon a non-metallic table 0.8m above the ground reference plane. And for floor-standing arrangement, the EUT was placed on the horizontal ground reference plane,
- 4) The test was performed with a vertical ground reference plane. The rear of the EUT shall be 0.4 m from the vertical ground reference plane. The vertical ground reference plane was bonded to the horizontal ground reference plane. The LISN 1 was placed 0.8 m from the boundary of the unit under test and bonded to a ground reference plane for LISNs mounted on top of the ground reference plane. This distance was between the closest points of the LISN 1 and the EUT. All other units of the EUT and associated equipment was at least 0.8 m from the LISN 2.
- 5) In order to find the maximum emission, the relative positions of equipment and all of the interface cables must be changed according to ANSI C63.10 on conducted measurement.

Remark: LISN=Read Level+ Cable Loss+ LISN Factor



Mode:c; Line:Live Line

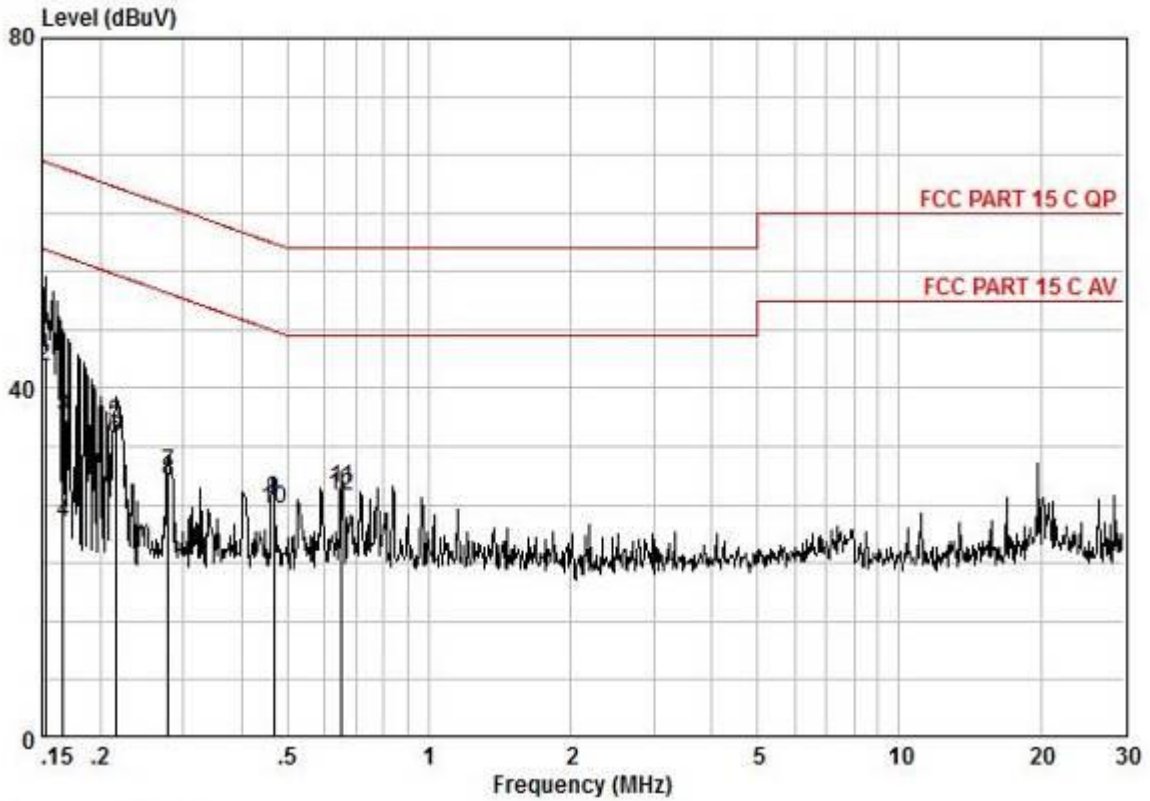


Frequency MHz	read level dBuV	Cable Loss dB	LISN Factor dB	Measured level dBuV	Limit Line dBuV	Over limit dB	Remark
0,15	34,34	0,10	9,67	44,11	65,78	-21,67	QP
0,15	33,49	0,10	9,67	43,26	55,78	-12,52	AVERAGE
0,17	23,82	0,10	9,66	33,58	64,86	-31,28	QP
0,17	11,27	0,10	9,66	21,03	54,86	-33,83	AVERAGE
0,22	25,93	0,10	9,66	35,69	62,96	-27,27	QP
0,22	24,94	0,10	9,66	34,70	52,96	-18,26	AVERAGE
0,28	19,67	0,10	9,67	29,44	60,85	-31,41	QP
0,28	18,84	0,10	9,67	28,61	50,85	-22,24	AVERAGE
0,47	18,68	0,10	9,67	28,45	56,58	-28,14	QP
0,47	17,62	0,10	9,67	27,39	46,58	-19,20	AVERAGE
0,65	19,04	0,10	9,67	28,81	56,00	-27,19	QP
0,65	18,11	0,10	9,67	27,88	46,00	-18,12	AVERAGE



Unless otherwise agreed in writing, this document is issued by the Company subject to its General Conditions of Service printed overleaf, available on request or accessible at <http://www.sgs.com/en/Terms-and-Conditions.aspx> and, for electronic format documents, subject to Terms and Conditions for Electronic Documents at <http://www.sgs.com/en/Terms-and-Conditions/Terms-e-Document.aspx>. Attention is drawn to the limitation of liability, indemnification and jurisdiction issues defined therein. Any holder of this document is advised that information contained hereon reflects the Company's findings at the time of its intervention only and within the limits of Client's instructions, if any. The Company's sole responsibility is to its Client and this document does not exonerate parties to a transaction from exercising all their rights and obligations under the transaction documents. This document cannot be reproduced except in full, without prior written approval of the Company. Any unauthorized alteration, forgery or falsification of the content or appearance of this document is unlawful and offenders may be prosecuted to the fullest extent of the law. Unless otherwise stated the results shown in this test report refer only to the sample(s) tested and such sample(s) are retained for 30 days only.  
 Attention: To check the authenticity of testing/inspection report & certificate, please contact us at telephone: (86-755) 8307 1443, or email: [CN.Doccheck@sgs.com](mailto:CN.Doccheck@sgs.com)  
 No.1180 Mahe Road, Sakeitach Park, Guangzhou Economic & Technology Development District, Guangzhou, China 510663 | (86-20) 82155555 | (86-20) 82075058 | [www.sgs.com](http://www.sgs.com)  
 中国·广州·经济技术开发区科学城科珠路118号 邮编: 510663 | (86-20) 82155555 | (86-20) 82075058 | [sgs.china@sgs.com](mailto:sgs.china@sgs.com)

Mode:c; Line:Neutral Line



Frequency MHz	read level dBuV	Cable Loss dB	LISN Factor dB	Measured level dBuV	Limit Line dBuV	Over limit dB	Remark
0,15	33,86	0,10	9,58	43,54	65,87	-22,33	QP
0,15	32,79	0,10	9,58	42,47	55,87	-13,40	AVERAGE
0,17	27,10	0,10	9,60	36,80	65,12	-28,32	QP
0,17	14,88	0,10	9,60	24,58	55,12	-30,54	AVERAGE
0,22	26,25	0,10	9,60	35,95	63,01	-27,06	QP
0,22	24,51	0,10	9,60	34,21	53,01	-18,80	AVERAGE
0,28	20,51	0,10	9,59	30,20	60,85	-30,65	QP
0,28	19,81	0,10	9,59	29,50	50,85	-21,35	AVERAGE
0,47	17,57	0,10	9,60	27,27	56,54	-29,27	QP
0,47	16,56	0,10	9,60	26,26	46,54	-20,28	AVERAGE
0,65	18,90	0,10	9,60	28,60	56,00	-27,40	QP
0,65	17,92	0,10	9,60	27,62	46,00	-18,38	AVERAGE

Pol : NEUTRAL  
 No : BT  
 Model :



Unless otherwise agreed in writing, this document is issued by the Company subject to its General Conditions of Service printed overleaf, available on request or accessible at <http://www.sgs.com/en/Terms-and-Conditions.aspx> and, for electronic format documents, subject to Terms and Conditions for Electronic Documents at <http://www.sgs.com/en/Terms-and-Conditions/Terms-e-Document.aspx>. Attention is drawn to the limitation of liability, indemnification and jurisdiction issues defined therein. Any holder of this document is advised that information contained hereon reflects the Company's findings at the time of its intervention only and within the limits of Client's instructions, if any. The Company's sole responsibility is to its Client and this document does not exonerate parties to a transaction from exercising all their rights and obligations under the transaction documents. This document cannot be reproduced except in full, without prior written approval of the Company. Any unauthorized alteration, forgery or falsification of the content or appearance of this document is unlawful and offenders may be prosecuted to the fullest extent of the law. Unless otherwise stated the results shown in this test report refer only to the sample(s) tested and such sample(s) are retained for 30 days only.

## 7.2 Conducted Peak Output Power

Test Requirement 47 CFR Part 15, Subpart C 15.247(b)(1)  
Test Method: ANSI C63.10 (2013) Section 7.8.5  
Limit:

Frequency range(MHz)	Output power of the intentional radiator(watt)
902-928	1 for $\geq 50$ hopping channels
	0.25 for $25 \leq$ hopping channels $< 50$
	1 for digital modulation
2400-2483.5	1 for $\geq 75$ non-overlapping hopping channels
	0.125 for all other frequency hopping systems
	1 for digital modulation
5725-5850	1 for frequency hopping systems and digital modulation



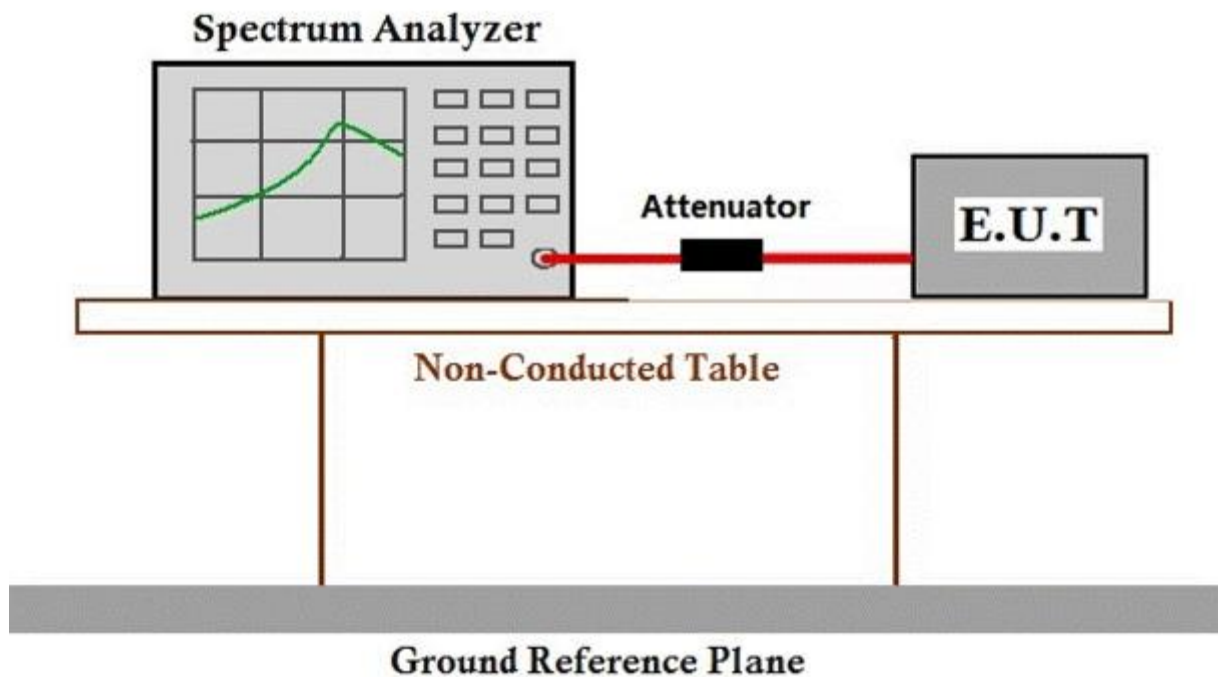
Unless otherwise agreed in writing, this document is issued by the Company subject to its General Conditions of Service printed overleaf, available on request or accessible at <http://www.sgs.com/en/Terms-and-Conditions.aspx> and, for electronic format documents, subject to Terms and Conditions for Electronic Documents at <http://www.sgs.com/en/Terms-and-Conditions/Terms-e-Document.aspx>. Attention is drawn to the limitation of liability, indemnification and jurisdiction issues defined therein. Any holder of this document is advised that information contained hereon reflects the Company's findings at the time of its intervention only and within the limits of Client's instructions, if any. The Company's sole responsibility is to its Client and this document does not exonerate parties to a transaction from exercising all their rights and obligations under the transaction documents. This document cannot be reproduced except in full, without prior written approval of the Company. Any unauthorized alteration, forgery or falsification of the content or appearance of this document is unlawful and offenders may be prosecuted to the fullest extent of the law. Unless otherwise stated the results shown in this test report refer only to the sample(s) tested and such sample(s) are retained for 30 days only.  
Attention: To check the authenticity of testing/inspection report & certificate, please contact us at telephone: (86-755) 8307 1443, or email: [CN.Doccheck@sgs.com](mailto:CN.Doccheck@sgs.com)  
SGS-CSTC Standards Technical Services Co., Ltd. No.138 Kexu Road, Science Park, Guangzhou Economic & Technology Development District, Guangzhou, China 510663 t (86-20) 82155555 f (86-20) 82075058 www.sgs.com.cn  
Guangzhou Branch of SGS-CSTC CECL Laboratory 中国·广州·经济技术开发区科学城科珠路138号 邮编: 510663 t (86-20) 82155555 f (86-20) 82075058 sgs.china@sgs.com

**7.2.1 E.U.T. Operation**

Operating Environment:

Temperature: 26.6 °C Humidity: 60.6 % RH Atmospheric Pressure: 1020 mbar  
 Test mode c:TX\_non-Hop mode\_Keep the EUT in continuously transmitting mode with GFSK modulation,  $\pi/4$ DQPSK modulation, 8DPSK modulation. All modes have been tested and only the data of worst case is recorded in the report.

**7.2.2 Test Setup Diagram**



**7.2.3 Measurement Procedure and Data**

The detailed test data see: Appendix 15.247



**7.3 20dB Bandwidth**

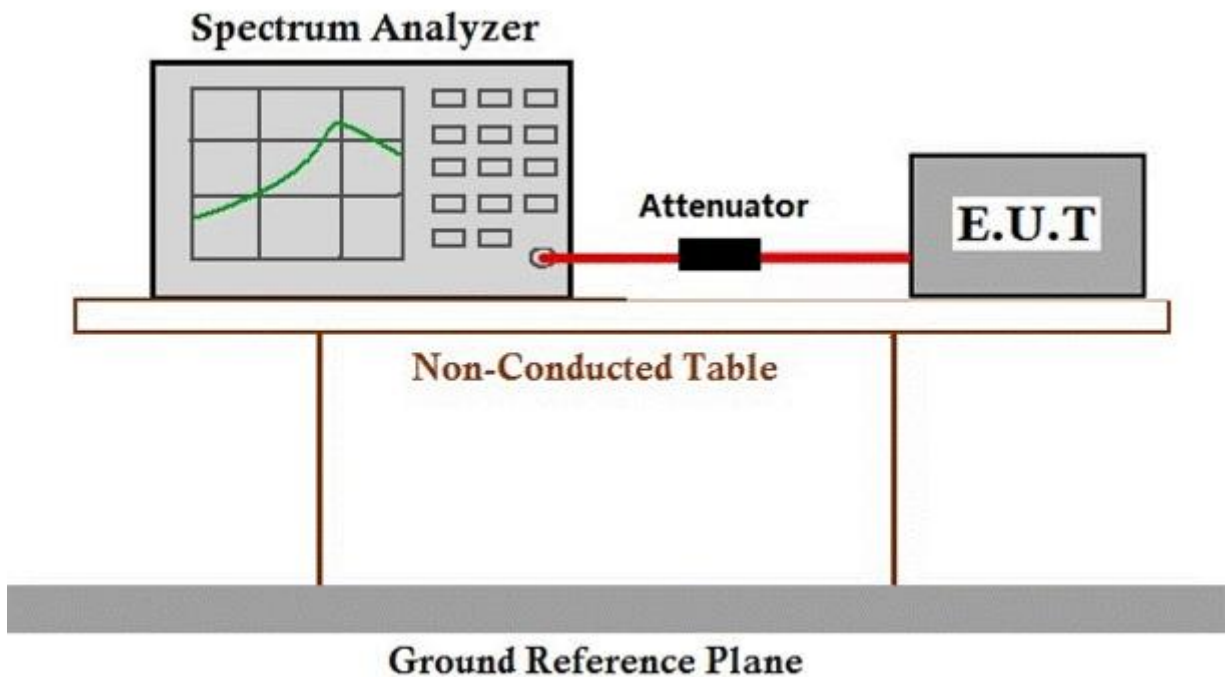
Test Requirement 47 CFR Part 15, Subpart C 15.247(a)(1)  
 Test Method: ANSI C63.10 (2013) Section 7.8.7

**7.3.1 E.U.T. Operation**

Operating Environment:

Temperature: 26.6 °C Humidity: 60.6 % RH Atmospheric Pressure: 1020 mbar  
 Test mode c:TX\_non-Hop mode\_Keep the EUT in continuously transmitting mode with GFSK modulation,  $\pi/4$ DQPSK modulation, 8DPSK modulation. All modes have been tested and only the data of worst case is recorded in the report.

**7.3.2 Test Setup Diagram**



**7.3.3 Measurement Procedure and Data**

The detailed test data see: Appendix 15.247



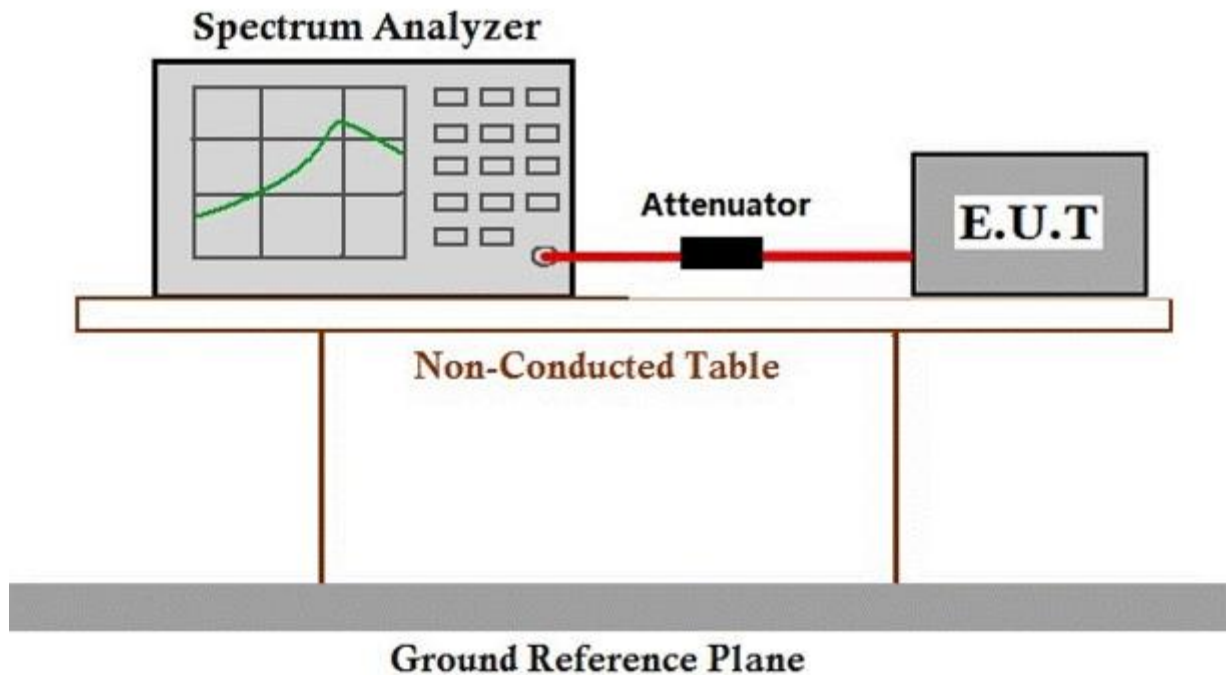
#### 7.4 Carrier Frequencies Separation

Test Requirement 47 CFR Part 15, Subpart C 15.247a(1)  
 Test Method: ANSI C63.10 (2013) Section 7.8.2  
 Limit: 2/3 of the 20dB bandwidth base on the transmission power is less than 0.125W

##### 7.4.1 E.U.T. Operation

Operating Environment:  
 Temperature: 26.6 °C Humidity: 60.6 % RH Atmospheric Pressure: 1020 mbar  
 Test mode b:TX\_Hop mode\_Keep the EUT in frequency hopping mode with GFSK modulation,  $\pi/4$ DQPSK modulation, 8DPSK modulation. All modes have been tested and only the data of worst case is recorded in the report.

##### 7.4.2 Test Setup Diagram



##### 7.4.3 Measurement Procedure and Data

The detailed test data see: Appendix 15.247



### 7.5 Hopping Channel Number

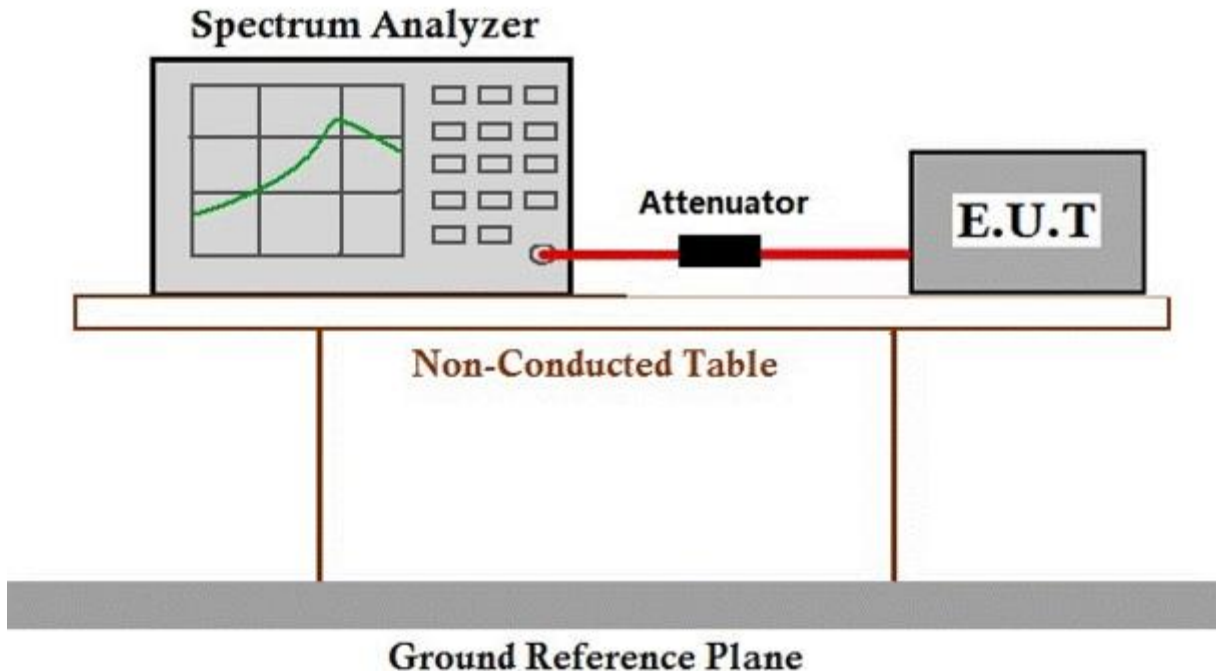
Test Requirement 47 CFR Part 15, Subpart C 15.247a(1)(iii)  
 Test Method: ANSI C63.10 (2013) Section 7.8.3  
 Limit:

Frequency range(MHz)	Number of hopping channels (minimum)
902-928	50 for 20dB bandwidth <250kHz
	25 for 20dB bandwidth ≥250kHz
2400-2483.5	15
5725-5850	75

#### 7.5.1 E.U.T. Operation

Operating Environment:  
 Temperature: 26.6 °C Humidity: 60.6 % RH Atmospheric Pressure: 1020 mbar  
 Test mode b:TX\_Hop mode\_Keep the EUT in frequency hopping mode with GFSK modulation, π/4DQPSK modulation, 8DPSK modulation. All modes have been tested and only the data of worst case is recorded in the report.

#### 7.5.2 Test Setup Diagram



#### 7.5.3 Measurement Procedure and Data

The detailed test data see: Appendix 15.247



## 7.6 Dwell Time

Test Requirement 47 CFR Part 15, Subpart C 15.247a(1)(iii)  
Test Method: ANSI C63.10 (2013) Section 7.8.4  
Limit:

Frequency(MHz)	Limit
902-928	0.4S within a 20S period(20dB bandwidth<250kHz)
	0.4S within a 10S period(20dB bandwidth≥250kHz)
2400-2483.5	0.4S within a period of 0.4S multiplied by the number of hopping channels
5725-5850	0.4S within a 30S period



Unless otherwise agreed in writing, this document is issued by the Company subject to its General Conditions of Service printed overleaf, available on request or accessible at <http://www.sgs.com/en/Terms-and-Conditions.aspx> and, for electronic format documents, subject to Terms and Conditions for Electronic Documents at <http://www.sgs.com/en/Terms-and-Conditions/Terms-e-Document.aspx>. Attention is drawn to the limitation of liability, indemnification and jurisdiction issues defined therein. Any holder of this document is advised that information contained hereon reflects the Company's findings at the time of its intervention only and within the limits of Client's instructions, if any. The Company's sole responsibility is to its Client and this document does not exonerate parties to a transaction from exercising all their rights and obligations under the transaction documents. This document cannot be reproduced except in full, without prior written approval of the Company. Any unauthorized alteration, forgery or falsification of the content or appearance of this document is unlawful and offenders may be prosecuted to the fullest extent of the law. Unless otherwise stated the results shown in this test report refer only to the sample(s) tested and such sample(s) are retained for 30 days only.  
Attention: To check the authenticity of testing/inspection report & certificate, please contact us at telephone: (86-755) 8307 1443, or email: [CN.Doccheck@sgs.com](mailto:CN.Doccheck@sgs.com)

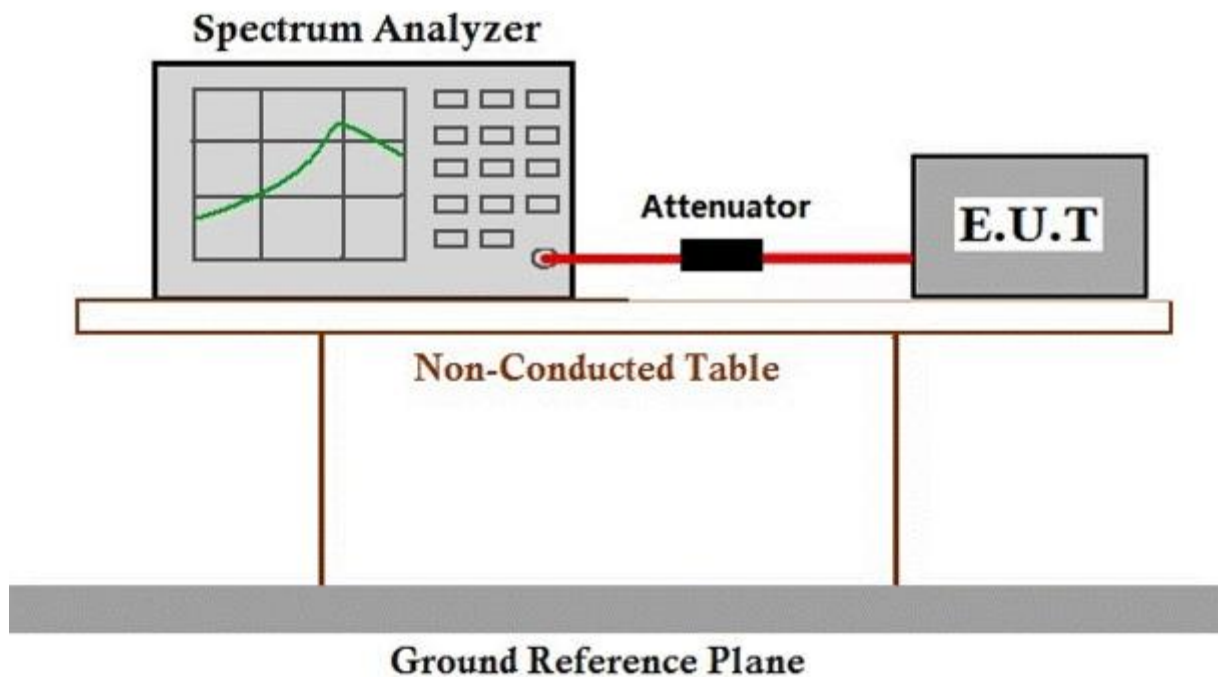
**7.6.1 E.U.T. Operation**

Operating Environment:

Temperature: 26.6 °C Humidity: 60.6 % RH Atmospheric Pressure: 1020 mbar

Test mode b:TX\_Hop mode\_Keep the EUT in frequency hopping mode with GFSK modulation,  $\pi/4$ DQPSK modulation, 8DPSK modulation. All modes have been tested and only the data of worst case is recorded in the report.

**7.6.2 Test Setup Diagram**



**7.6.3 Measurement Procedure and Data**

The detailed test data see: Appendix 15.247



Unless otherwise agreed in writing, this document is issued by the Company subject to its General Conditions of Service printed overleaf, available on request or accessible at <http://www.sgs.com/en/Terms-and-Conditions.aspx> and, for electronic format documents, subject to Terms and Conditions for Electronic Documents at <http://www.sgs.com/en/Terms-and-Conditions/Terms-e-Document.aspx>. Attention is drawn to the limitation of liability, indemnification and jurisdiction issues defined therein. Any holder of this document is advised that information contained hereon reflects the Company's findings at the time of its intervention only and within the limits of Client's instructions, if any. The Company's sole responsibility is to its Client and this document does not exonerate parties to a transaction from exercising all their rights and obligations under the transaction documents. This document cannot be reproduced except in full, without prior written approval of the Company. Any unauthorized alteration, forgery or falsification of the content or appearance of this document is unlawful and offenders may be prosecuted to the fullest extent of the law. Unless otherwise stated the results shown in this test report refer only to the sample(s) tested and such sample(s) are retained for 30 days only.  
 Attention: To check the authenticity of testing/inspection report & certificate, please contact us at telephone: (86-755) 8307 1443, or email: [CN.Doccheck@sgs.com](mailto:CN.Doccheck@sgs.com)  
 No.138 Kexu Road, Sakech Park, Guangzhou Economic & Technology Development District, Guangzhou, China 510663 | (86-20) 82155555 | (86-20) 82075058 | [www.sgs.com](http://www.sgs.com)  
 中国·广州·经济技术开发区科学城科珠路138号 邮编: 510663 | (86-20) 82155555 | (86-20) 82075058 | [sgs.china@sgs.com](mailto:sgs.china@sgs.com)

## 7.7 Conducted Band Edges Measurement

Test Requirement	47 CFR Part 15, Subpart C 15.247(d)
Test Method:	ANSI C63.10 (2013) Section 7.8.6
Limit:	In any 100 kHz bandwidth outside the frequency band in which the spread spectrum or digitally modulated intentional radiator is operating, the radio frequency power that is produced by the intentional radiator shall be at least 20 dB below that in the 100 kHz bandwidth within the band that contains the highest level of the desired power, based on either an RF conducted or a radiated measurement, provided the transmitter demonstrates compliance with the peak conducted power limits. If the transmitter complies with the conducted power limits based on the use of RMS averaging over a time interval, as permitted under paragraph (b)(3) of this section, the attenuation required under this paragraph shall be 30 dB instead of 20 dB. Attenuation below the general limits specified in §15.209(a) is not required. In addition, radiated emissions which fall in the restricted bands, as defined in §15.205(a), must also comply with the radiated emission limits specified in §15.209(a) (see §15.205(c))



**7.7.1 E.U.T. Operation**

Operating Environment:

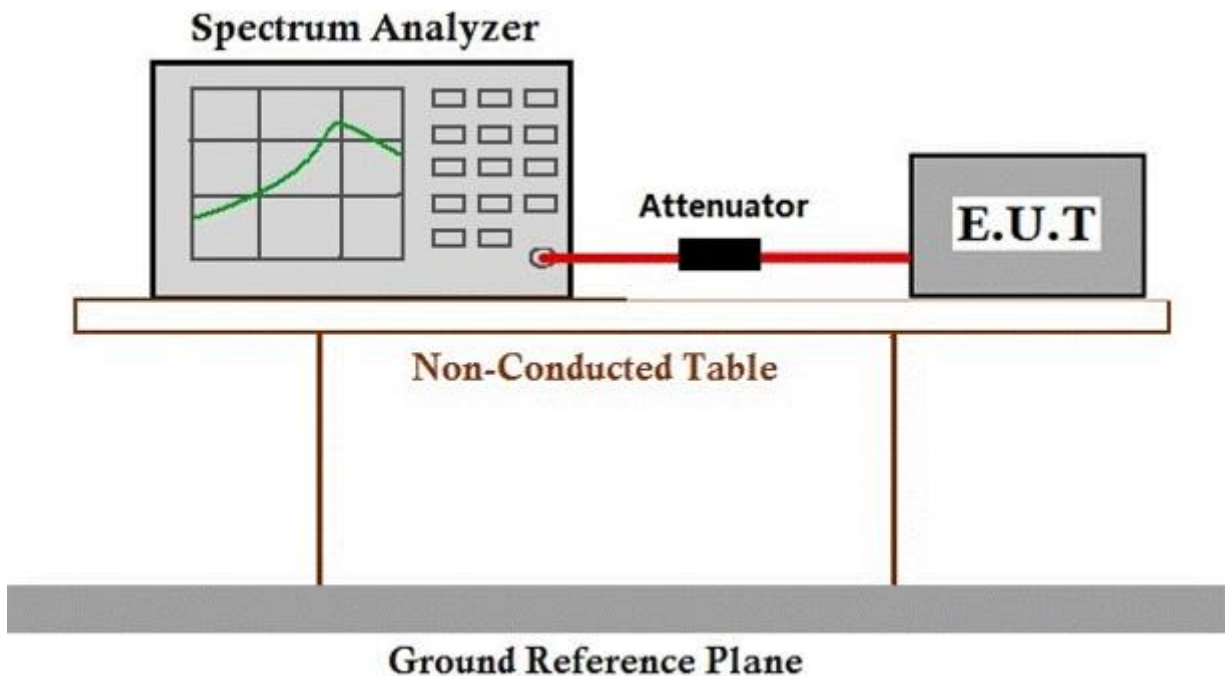
Temperature: 26.6 °C Humidity: 60.6 % RH Atmospheric Pressure: 1020 mbar

Pretest these modes to find the worst case: b:TX\_Hop mode\_Keep the EUT in frequency hopping mode with GFSK modulation,  $\pi/4$ DQPSK modulation, 8DPSK modulation. All modes have been tested and only the data of worst case is recorded in the report.

c:TX\_non-Hop mode\_Keep the EUT in continuously transmitting mode with GFSK modulation,  $\pi/4$ DQPSK modulation, 8DPSK modulation. All modes have been tested and only the data of worst case is recorded in the report.

The worst case for final test: b:TX\_Hop mode\_Keep the EUT in frequency hopping mode with GFSK modulation,  $\pi/4$ DQPSK modulation, 8DPSK modulation. All modes have been tested and only the data of worst case is recorded in the report.

**7.7.2 Test Setup Diagram**



**7.7.3 Measurement Procedure and Data**

The detailed test data see: Appendix 15.247



## 7.8 Conducted Spurious Emissions

Test Requirement	47 CFR Part 15, Subpart C 15.247(d)
Test Method:	ANSI C63.10 (2013) Section 7.8.8
Limit:	In any 100 kHz bandwidth outside the frequency band in which the spread spectrum or digitally modulated intentional radiator is operating, the radio frequency power that is produced by the intentional radiator shall be at least 20 dB below that in the 100 kHz bandwidth within the band that contains the highest level of the desired power, based on either an RF conducted or a radiated measurement, provided the transmitter demonstrates compliance with the peak conducted power limits. If the transmitter complies with the conducted power limits based on the use of RMS averaging over a time interval, as permitted under paragraph (b)(3) of this section, the attenuation required under this paragraph shall be 30 dB instead of 20 dB. Attenuation below the general limits specified in §15.209(a) is not required. In addition, radiated emissions which fall in the restricted bands, as defined in §15.205(a), must also comply with the radiated emission limits specified in §15.209(a) (see §15.205(c))



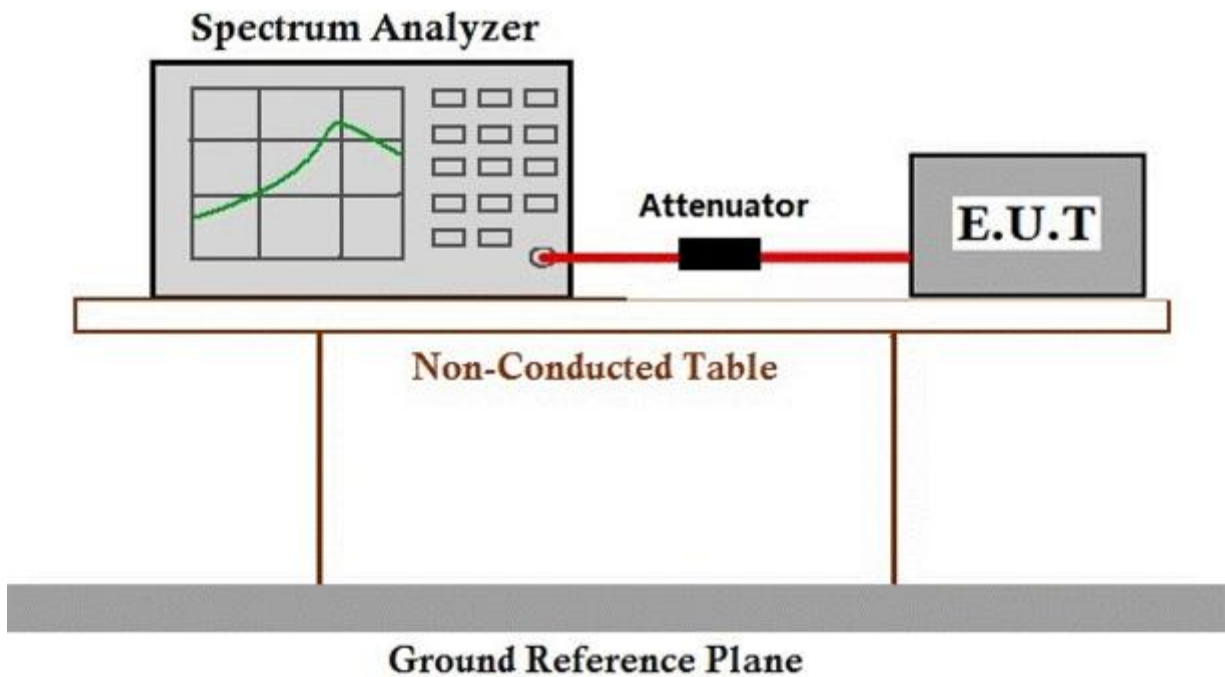
**7.8.1 E.U.T. Operation**

Operating Environment:

Temperature: 26.6 °C Humidity: 60.6 % RH Atmospheric Pressure: 1020 mbar

Test mode c:TX\_non-Hop mode\_Keep the EUT in continuously transmitting mode with GFSK modulation,  $\pi/4$ DQPSK modulation, 8DPSK modulation. All modes have been tested and only the data of worst case is recorded in the report.

**7.8.2 Test Setup Diagram**



**7.8.3 Measurement Procedure and Data**

The detailed test data see: Appendix 15.247



**7.9 Radiated Emissions which fall in the restricted bands**

Test Requirement 47 CFR Part 15, Subpart C 15.205 & 15.209  
Test Method: ANSI C63.10 (2013) Section 6.10.5  
Measurement Distance: 3m  
Limit:

Frequency(MHz)	Field strength (microvolts/meter)	Measurement distance (meters)
0.009-0.490	2400/F(kHz)	300
0.490-1.705	24000/F(kHz)	30
1.705-30.0	30	30
30-88	100	3
88-216	150	3
216-960	200	3
Above 960	500	3

Remark: The emission limits shown in the above table are based on measurements employing a CISPR quasi-peak detector except for the frequency bands 9-90kHz, 110-490kHz and above 1000 MHz. Radiated emission limits in these three bands are based on measurements employing an average detector, the peak field strength of any emission shall not exceed the maximum permitted average limits specified above by more than 20 dB under any condition of modulation.



**7.9.1 E.U.T. Operation**

Operating Environment:

Temperature: 23 °C Humidity: 51 % RH Atmospheric Pressure: 1020 mbar

Test mode c:TX\_non-Hop mode\_Keep the EUT in continuously transmitting mode with GFSK modulation,  $\pi/4$ DQPSK modulation, 8DPSK modulation. All modes have been tested and only the data of worst case is recorded in the report.

**7.9.2 Test Setup Diagram**

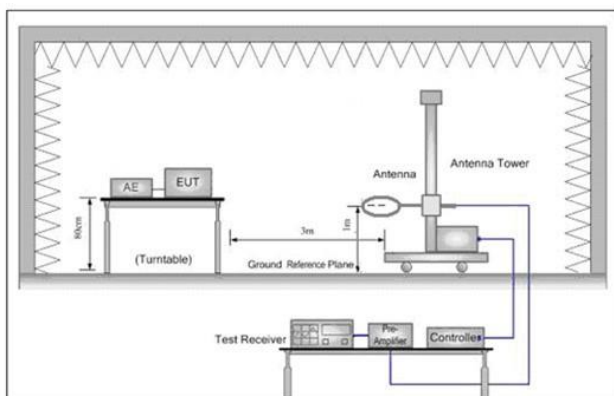


Figure 1. Below 30MHz

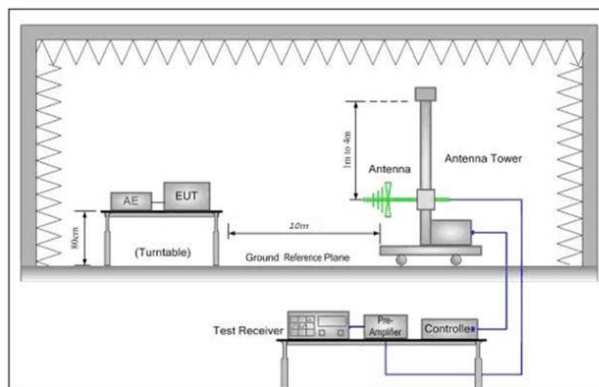


Figure 2. 30MHz to 1GHz

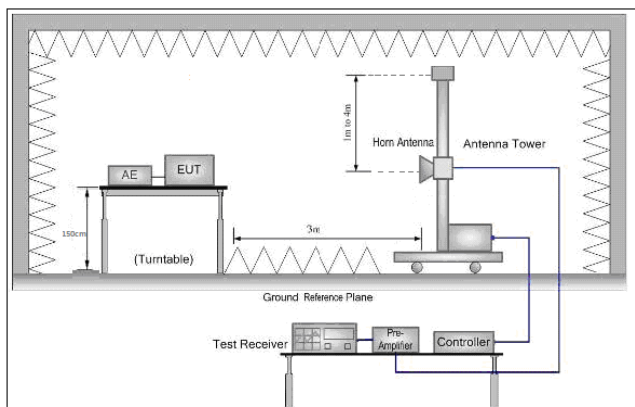


Figure 3. Above 1 GHz



### 7.9.3 Measurement Procedure and Data

- a. For below 1GHz, the EUT was placed on the top of a rotating table 0.8 meters above the ground at a 3 or 10 meter semi-anechoic chamber. The table was rotated 360 degrees to determine the position of the highest radiation.
- b. For above 1GHz, the EUT was placed on the top of a rotating table 1.5 meters above the ground at a 3 meter fully-anechoic chamber. The table was rotated 360 degrees to determine the position of the highest radiation.
- c. The EUT was set 3 or 10 meters away from the interference-receiving antenna, which was mounted on the top of a variable-height antenna tower.
- d. The antenna height is varied from one meter to four meters above the ground to determine the maximum value of the field strength. Both horizontal and vertical polarizations of the antenna are set to make the measurement.
- e. For each suspected emission, the EUT was arranged to its worst case and then the antenna was tuned to heights from 1 meter to 4 meters (for the test frequency of below 30MHz, the antenna was tuned to heights 1 meter) and the rotatable table was turned from 0 degrees to 360 degrees to find the maximum reading.
- f. The test-receiver system was set to Peak Detect Function and Specified Bandwidth with Maximum Hold Mode.
- g. If the emission level of the EUT in peak mode was 10dB lower than the limit specified, then testing could be stopped and the peak values of the EUT would be reported. Otherwise the emissions that did not have 10dB margin would be re-tested one by one using peak, quasi-peak or average method as specified and then reported in a data sheet.
- h. Test the EUT in the lowest channel, the middle channel, the Highest channel.
- i. The radiation measurements are performed in X, Y, Z axis positioning for Transmitting mode, and found the X axis positioning which it is the worst case.
- j. Repeat above procedures until all frequencies measured was complete.

Remark 1: Level= Read Level+ Cable Loss+ Antenna Factor- Preamp Factor

Remark 2: For frequencies above 1GHz, the field strength limits are based on average limits. However, the peak field strength of any emission shall not exceed the maximum permitted average limits specified above by more than 20 dB under any condition of modulation. For the emissions whose peak level is lower than the average limit, only the peak measurement is shown in the report.

Level=Read Level + Antenna Factor + Cable Loss - Preamp Factor



Mode:c; Polarization:Horizontal; Modulation:GFSK; ; Channel:Low

	Freq	ReadAntenna Level Factor	Cable Preamp Loss Factor	Level	Limit Line	Over Limit	Pol/Phase	Remark	
	MHz	dBuV	dB/m	dB	dB	dBuV/m	dBuV/m	dB	
1	2310.000	34.73	26.25	5.03	37.44	28.57	54.00	-25.43	HORIZONTAL Average
2	2310.000	44.63	26.25	5.03	37.44	38.47	74.00	-35.53	HORIZONTAL Peak
3	2390.000	49.41	26.43	4.88	37.42	43.30	54.00	-10.70	HORIZONTAL Average
4	2390.000	56.10	26.43	4.88	37.42	49.99	74.00	-24.01	HORIZONTAL Peak
5	2483.500	34.01	26.58	5.23	37.40	28.42	54.00	-25.58	HORIZONTAL Average
6	2483.500	44.82	26.58	5.23	37.40	39.23	74.00	-34.77	HORIZONTAL Peak
7	2500.000	32.88	26.60	4.95	37.39	27.04	54.00	-26.96	HORIZONTAL Average
8	2500.000	44.58	26.60	4.95	37.39	38.74	74.00	-35.26	HORIZONTAL Peak

Mode:c; Polarization:Vertical; Modulation:GFSK; ; Channel:Low

	Freq	ReadAntenna Level Factor	Cable Preamp Loss Factor	Level	Limit Line	Over Limit	Pol/Phase	Remark	
	MHz	dBuV	dB/m	dB	dB	dBuV/m	dBuV/m	dB	
1	2310.000	33.55	26.25	5.03	37.44	27.39	54.00	-26.61	VERTICAL Average
2	2310.000	44.50	26.25	5.03	37.44	38.34	74.00	-35.66	VERTICAL Peak
3	2390.000	42.18	26.43	4.88	37.42	36.07	54.00	-17.93	VERTICAL Average
4	2390.000	53.59	26.43	4.88	37.42	47.48	74.00	-26.52	VERTICAL Peak
5	2483.500	33.57	26.58	5.23	37.40	27.98	54.00	-26.02	VERTICAL Average
6	2483.500	44.67	26.58	5.23	37.40	39.08	74.00	-34.92	VERTICAL Peak
7	2500.000	31.59	26.60	4.95	37.39	25.75	54.00	-28.25	VERTICAL Average
8	2500.000	45.22	26.60	4.95	37.39	39.38	74.00	-34.62	VERTICAL Peak



Unless otherwise agreed in writing, this document is issued by the Company subject to its General Conditions of Service printed overleaf, available on request or accessible at <http://www.sgs.com/en/Terms-and-Conditions.aspx> and, for electronic format documents, subject to Terms and Conditions for Electronic Documents at <http://www.sgs.com/en/Terms-and-Conditions/Terms-e-Documents.aspx>. Attention is drawn to the limitation of liability, indemnification and jurisdiction issues defined therein. Any holder of this document is advised that information contained hereon reflects the Company's findings at the time of its intervention only and within the limits of Client's instructions, if any. The Company's sole responsibility is to its Client and this document does not exonerate parties to a transaction from exercising all their rights and obligations under the transaction documents. This document cannot be reproduced except in full, without prior written approval of the Company. Any unauthorized alteration, forgery or falsification of the content or appearance of this document is unlawful and offenders may be prosecuted to the fullest extent of the law. Unless otherwise stated the results shown in this test report refer only to the sample(s) tested and such sample(s) are retained for 30 days only.  
 Attention: To check the authenticity of testing/inspection report & certificate, please contact us at telephone: (86-755) 8307 1443, or email: [CN.Doccheck@sgs.com](mailto:CN.Doccheck@sgs.com)  
 No.130 Keshu Road, Sakeitach Park, Guangzhou Economic & Technology Development District, Guangzhou, China 510663 | (86-20) 82155555 | (86-20) 82075058 | [www.sgs.com](http://www.sgs.com)  
 中国·广州·经济技术开发区科学城科珠路130号 邮编: 510663 | (86-20) 82155555 | (86-20) 82075058 | [sgs.china@sgs.com](mailto:sgs.china@sgs.com)

Mode:c; Polarization:Horizontal; Modulation:GFSK; ; Channel:High

	Freq	ReadAntenna Level Factor	Cable Preamp Loss Factor	Level	Limit Line	Over Limit	Pol/Phase	Remark
	MHz	dBuV dB/m	dB dB	dBuV/m dBuV/m	dBuV/m dBuV/m	dB		
1	2310.000	35.84 26.25	5.03 37.44	29.68	54.00	-24.32	HORIZONTAL	Average
2	2310.000	45.48 26.25	5.03 37.44	39.32	74.00	-34.68	HORIZONTAL	Peak
3	2390.000	33.65 26.43	4.88 37.42	27.54	54.00	-26.46	HORIZONTAL	Average
4	2390.000	45.19 26.43	4.88 37.42	39.08	74.00	-34.92	HORIZONTAL	Peak
5	2483.500	53.71 26.58	5.23 37.40	48.12	54.00	-5.88	HORIZONTAL	Average
6	2483.500	63.55 26.58	5.23 37.40	57.96	74.00	-16.04	HORIZONTAL	Peak
7	2500.000	41.43 26.60	4.95 37.39	35.59	54.00	-18.41	HORIZONTAL	Average
8	2500.000	51.80 26.60	4.95 37.39	45.96	74.00	-28.04	HORIZONTAL	Peak

Mode:c; Polarization:Vertical; Modulation:GFSK; ; Channel:High

	Freq	ReadAntenna Level Factor	Cable Preamp Loss Factor	Level	Limit Line	Over Limit	Pol/Phase	Remark
	MHz	dBuV dB/m	dB dB	dBuV/m dBuV/m	dBuV/m dBuV/m	dB		
1	2310.000	36.20 26.25	5.03 37.44	30.04	54.00	-23.96	VERTICAL	Average
2	2310.000	46.16 26.25	5.03 37.44	40.00	74.00	-34.00	VERTICAL	Peak
3	2390.000	37.37 26.43	4.88 37.42	31.26	54.00	-22.74	VERTICAL	Average
4	2390.000	47.35 26.43	4.88 37.42	41.24	74.00	-32.76	VERTICAL	Peak
5	2483.500	53.63 26.58	5.23 37.40	48.04	54.00	-5.96	VERTICAL	Average
6	2483.500	64.91 26.58	5.23 37.40	59.32	74.00	-14.68	VERTICAL	Peak
7	2500.000	42.38 26.60	4.95 37.39	36.54	54.00	-17.46	VERTICAL	Average
8	2500.000	53.09 26.60	4.95 37.39	47.25	74.00	-26.75	VERTICAL	Peak



Unless otherwise agreed in writing, this document is issued by the Company subject to its General Conditions of Service printed overleaf, available on request or accessible at <http://www.sgs.com/en/Terms-and-Conditions.aspx> and, for electronic format documents, subject to Terms and Conditions for Electronic Documents at <http://www.sgs.com/en/Terms-and-Conditions/Terms-e-Documents.aspx>. Attention is drawn to the limitation of liability, indemnification and jurisdiction issues defined therein. Any holder of this document is advised that information contained hereon reflects the Company's findings at the time of its intervention only and within the limits of Client's instructions, if any. The Company's sole responsibility is to its Client and this document does not exonerate parties to a transaction from exercising all their rights and obligations under the transaction documents. This document cannot be reproduced except in full, without prior written approval of the Company. Any unauthorized alteration, forgery or falsification of the content or appearance of this document is unlawful and offenders may be prosecuted to the fullest extent of the law. Unless otherwise stated the results shown in this test report refer only to the sample(s) tested and such sample(s) are retained for 30 days only.  
Attention: To check the authenticity of testing/inspection report & certificate, please contact us at telephone: (86-755) 8307 1443, or email: [CN.Doccheck@sgs.com](mailto:CN.Doccheck@sgs.com)  
SGS-CSTC Standards Technical Services Co., Ltd. No.130 Keshu Road, Sakeitach Park, Guangzhou Economic & Technology Development District, Guangzhou, China 510663 | (86-20) 82155555 | (86-20) 82075058 | [www.sgs.com](http://www.sgs.com)  
Guangzhou Branch: 广州市经济技术开发区科学城科珠路130号 邮编: 510663 | (86-20) 82155555 | (86-20) 82075058 | [sgs.china@sgs.com](mailto:sgs.china@sgs.com)

### 7.10 Radiated Spurious Emissions

Test Requirement 47 CFR Part 15, Subpart C 15.205 & 15.209  
Test Method: ANSI C63.10 (2013) Section 6.4,6.5,6.6  
Measurement Distance: 3m  
Limit:

Frequency(MHz)	Field strength (microvolts/meter)	Measurement distance (meters)
0.009-0.490	2400/F(kHz)	300
0.490-1.705	24000/F(kHz)	30
1.705-30.0	30	30
30-88	100	3
88-216	150	3
216-960	200	3
Above 960	500	3

Remark: The emission limits shown in the above table are based on measurements employing a CISPR quasi-peak detector except for the frequency bands 9-90kHz, 110-490kHz and above 1000 MHz. Radiated emission limits in these three bands are based on measurements employing an average detector, the peak field strength of any emission shall not exceed the maximum permitted average limits specified above by more than 20 dB under any condition of modulation.



**7.10.1 E.U.T. Operation**

Operating Environment:

Temperature: 23 °C Humidity: 54 % RH Atmospheric Pressure: 1020 mbar

Test mode c:TX\_non-Hop mode\_Keep the EUT in continuously transmitting mode with GFSK modulation,  $\pi/4$ DQPSK modulation, 8DPSK modulation. All modes have been tested and only the data of worst case is recorded in the report.

**7.10.2 Test Setup Diagram**

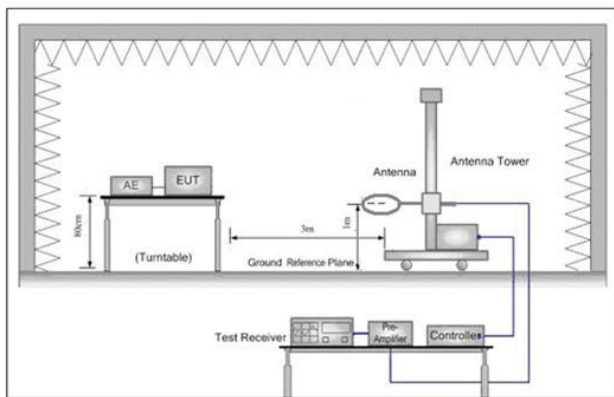


Figure 1. Below 30MHz

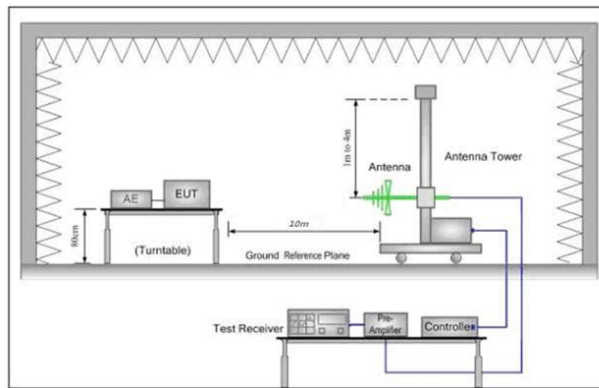


Figure 2. 30MHz to 1GHz

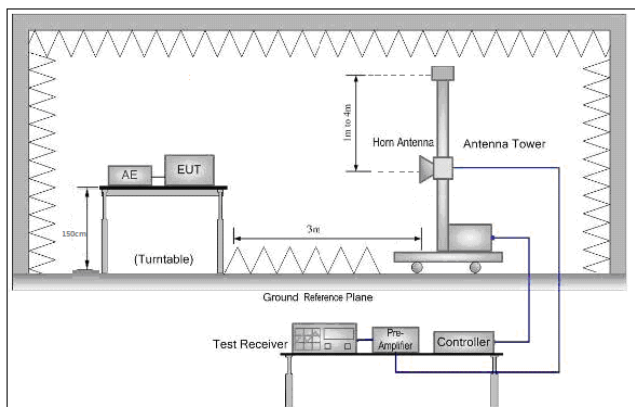


Figure 3. Above 1 GHz



**7.10.3 Measurement Procedure and Data**

- a. For below 1GHz, the EUT was placed on the top of a rotating table 0.8 meters above the ground at a 3 or 10 meter semi-anechoic chamber. The table was rotated 360 degrees to determine the position of the highest radiation.
- b. For above 1GHz, the EUT was placed on the top of a rotating table 1.5 meters above the ground at a 3 meter fully-anechoic chamber. The table was rotated 360 degrees to determine the position of the highest radiation.
- c. The EUT was set 3 or 10 meters away from the interference-receiving antenna, which was mounted on the top of a variable-height antenna tower.
- d. The antenna height is varied from one meter to four meters above the ground to determine the maximum value of the field strength. Both horizontal and vertical polarizations of the antenna are set to make the measurement.
- e. For each suspected emission, the EUT was arranged to its worst case and then the antenna was tuned to heights from 1 meter to 4 meters (for the test frequency of below 30MHz, the antenna was tuned to heights 1 meter) and the rotatable table was turned from 0 degrees to 360 degrees to find the maximum reading.
- f. The test-receiver system was set to Peak Detect Function and Specified Bandwidth with Maximum Hold Mode.
- g. If the emission level of the EUT in peak mode was 10dB lower than the limit specified, then testing could be stopped and the peak values of the EUT would be reported. Otherwise the emissions that did not have 10dB margin would be re-tested one by one using peak, quasi-peak or average method as specified and then reported in a data sheet.
- h. Test the EUT in the lowest channel, the middle channel, the Highest channel.
- i. The radiation measurements are performed in X, Y, Z axis positioning for Transmitting mode, and found the X axis positioning which it is the worst case.
- j. Repeat above procedures until all frequencies measured was complete.

**Remark:**

- 1) For emission below 1GHz, through pre-scan found the worst case is the lowest channel. Only the worst case is recorded in the report.
- 2) The field strength is calculated by adding the Antenna Factor, Cable Factor & Preamplifier. The basic equation with a sample calculation is as follows:  
 Final Test Level = Receiver Reading + Antenna Factor + Cable Factor – Preamplifier Factor
- 3) Scan from 9kHz to 25GHz, the disturbance above 18GHz and below 30MHz was very low. The points marked on above plots are the highest emissions could be found when testing, so only above points had been displayed. The amplitude of spurious emissions from the radiator which are attenuated more than 20dB below the limit need not be reported.
- 4) For frequencies above 1GHz, the field strength limits are based on average limits. However, the peak field strength of any emission shall not exceed the maximum permitted average limits specified above by more than 20 dB under any condition of modulation. For the emissions whose peak level is lower than the average limit, only the peak measurement is shown



Mode:c; Polarization:Horizontal; Modulation:GFSK; ; Channel:Low

	Freq	ReadAntenna Level	Antenna Factor	Cable Loss	Preamp Factor	Level	Limit Line	Over Limit	Pol/Phase	Remark
	MHz	dBuV	dB/m	dB	dB	dBuV/m	dBuV/m	dB		
1	72.338	33.02	12.16	0.90	26.44	19.64	40.00	-20.36	HORIZONTAL	QP
2	108.647	38.48	9.97	1.14	26.40	23.19	43.50	-20.31	HORIZONTAL	QP
3	193.095	44.41	11.62	1.48	26.45	31.06	43.50	-12.44	HORIZONTAL	QP
4	287.990	43.14	13.71	1.76	26.71	31.90	46.00	-14.10	HORIZONTAL	QP
5	383.932	39.85	16.10	2.05	27.32	30.68	46.00	-15.32	HORIZONTAL	QP
6	965.542	37.96	24.27	3.25	26.88	38.60	54.00	-15.40	HORIZONTAL	QP

Mode:c; Polarization:Horizontal; Modulation:GFSK; ; Channel:Low

	Freq	ReadAntenna Level	Antenna Factor	Cable Loss	Preamp Factor	Level	Limit Line	Over Limit	Pol/Phase	Remark
	MHz	dBuV	dB/m	dB	dB	dBuV/m	dBuV/m	dB		
1	4169.698	36.38	29.67	6.69	36.90	35.84	54.00	-18.16	HORIZONTAL	Average
2	4169.698	45.04	29.67	6.69	36.90	44.50	74.00	-29.50	HORIZONTAL	Peak
3	4804.058	34.23	30.79	5.87	36.94	33.95	54.00	-20.05	HORIZONTAL	Average
4	4804.058	47.17	30.79	5.87	36.94	46.89	74.00	-27.11	HORIZONTAL	Peak
5	7206.090	47.10	35.45	7.34	36.93	52.96	54.00	-1.04	HORIZONTAL	Average
6	7206.090	52.44	35.45	7.34	36.93	58.30	74.00	-15.70	HORIZONTAL	Peak
7	8738.852	33.98	36.30	7.98	36.96	41.30	54.00	-12.70	HORIZONTAL	Average
8	8738.852	44.92	36.30	7.98	36.96	52.24	74.00	-21.76	HORIZONTAL	Peak
9	9608.525	33.48	37.51	8.15	37.08	42.06	54.00	-11.94	HORIZONTAL	Average
10	9608.525	45.72	37.51	8.15	37.08	54.30	74.00	-19.70	HORIZONTAL	Peak
11	12010.350	30.13	39.50	10.67	37.20	43.10	54.00	-10.90	HORIZONTAL	Average
12	12010.350	42.06	39.50	10.67	37.20	55.03	74.00	-18.97	HORIZONTAL	Peak



Unless otherwise agreed in writing, this document is issued by the Company subject to its General Conditions of Service printed overleaf, available on request or accessible at <http://www.sgs.com/en/Terms-and-Conditions.aspx> and, for electronic format documents, subject to Terms and Conditions for Electronic Documents at <http://www.sgs.com/en/Terms-and-Conditions/Terms-e-Documents.aspx>. Attention is drawn to the limitation of liability, indemnification and jurisdiction issues defined therein. Any holder of this document is advised that information contained hereon reflects the Company's findings at the time of its intervention only and within the limits of Client's instructions, if any. The Company's sole responsibility is to its Client and this document does not exonerate parties to a transaction from exercising all their rights and obligations under the transaction documents. This document cannot be reproduced except in full, without prior written approval of the Company. Any unauthorized alteration, forgery or falsification of the content or appearance of this document is unlawful and offenders may be prosecuted to the fullest extent of the law. Unless otherwise stated the results shown in this test report refer only to the sample(s) tested and such sample(s) are retained for 30 days only.

Attention: To check the authenticity of testing/inspection report & certificate, please contact us at telephone: (86-755) 8307 1443, or email: [CN.Doccheck@sgs.com](mailto:CN.Doccheck@sgs.com)

Mode:c; Polarization:Vertical; Modulation:GFSK; ; Channel:Low

	Freq	ReadAntenna Level	Antenna Factor	Cable Loss	Preamp Factor	Level	Limit Line	Over Limit	Pol/Phase	Remark
	MHz	dBuV	dB/m	dB	dB	dBuV/m	dBuV/m	dB		
1	64.887	46.33	13.40	0.80	26.47	34.06	40.00	-5.94	VERTICAL	QP
2	112.524	48.88	10.51	1.17	26.40	34.16	43.50	-9.34	VERTICAL	QP
3	193.095	46.35	11.62	1.48	26.45	33.00	43.50	-10.50	VERTICAL	QP
4	287.990	43.64	13.71	1.76	26.71	32.40	46.00	-13.60	VERTICAL	QP
5	482.216	35.80	17.93	2.36	27.46	28.63	46.00	-17.37	VERTICAL	QP
6	965.542	40.01	24.27	3.25	26.88	40.65	54.00	-13.35	VERTICAL	QP

Mode:c; Polarization:Vertical; Modulation:GFSK; ; Channel:Low

	Freq	ReadAntenna Level	Antenna Factor	Cable Loss	Preamp Factor	Level	Limit Line	Over Limit	Pol/Phase	Remark
	MHz	dBuV	dB/m	dB	dB	dBuV/m	dBuV/m	dB		
1	4804.751	34.09	30.79	5.87	36.94	33.81	54.00	-20.19	VERTICAL	Average
2	4804.751	45.27	30.79	5.87	36.94	44.99	74.00	-29.01	VERTICAL	Peak
3	5797.032	32.71	32.16	7.47	37.00	35.34	54.00	-18.66	VERTICAL	Average
4	5797.032	44.52	32.16	7.47	37.00	47.15	74.00	-26.85	VERTICAL	Peak
5	7206.309	44.99	35.45	7.34	36.93	50.85	54.00	-3.15	VERTICAL	Average
6	7206.309	50.11	35.45	7.34	36.93	55.97	74.00	-18.03	VERTICAL	Peak
7	8248.005	30.61	36.30	8.21	36.92	38.20	54.00	-15.80	VERTICAL	Average
8	8248.005	44.58	36.30	8.21	36.92	52.17	74.00	-21.83	VERTICAL	Peak
9	9608.880	29.58	37.51	8.15	37.08	38.16	54.00	-15.84	VERTICAL	Average
10	9608.880	44.14	37.51	8.15	37.08	52.72	74.00	-21.28	VERTICAL	Peak
11	12010.470	31.91	39.50	10.67	37.20	44.88	54.00	-9.12	VERTICAL	Average
12	12010.470	43.89	39.50	10.67	37.20	56.86	74.00	-17.14	VERTICAL	Peak



Unless otherwise agreed in writing, this document is issued by the Company subject to its General Conditions of Service printed overleaf, available on request or accessible at <http://www.sgs.com/en/Terms-and-Conditions.aspx> and, for electronic format documents, subject to Terms and Conditions for Electronic Documents at <http://www.sgs.com/en/Terms-and-Conditions/Terms-e-Documents.aspx>. Attention is drawn to the limitation of liability, indemnification and jurisdiction issues defined therein. Any holder of this document is advised that information contained hereon reflects the Company's findings at the time of its intervention only and within the limits of Client's instructions, if any. The Company's sole responsibility is to its Client and this document does not exonerate parties to a transaction from exercising all their rights and obligations under the transaction documents. This document cannot be reproduced except in full, without prior written approval of the Company. Any unauthorized alteration, forgery or falsification of the content or appearance of this document is unlawful and offenders may be prosecuted to the fullest extent of the law. Unless otherwise stated the results shown in this test report refer only to the sample(s) tested and such sample(s) are retained for 30 days only.  
 Attention: To check the authenticity of testing/inspection report & certificate, please contact us at telephone: (86-755) 8307 1443, or email: [CN.Doccheck@sgs.com](mailto:CN.Doccheck@sgs.com)  
 No.130 Keshu Road, Sakech Park, Guangzhou Economic & Technology Development District, Guangzhou, China 510663 | (86-20) 82155555 | (86-20) 82075058 | [www.sgs.com](http://www.sgs.com)  
 中国·广州·经济技术开发区科学城科珠路130号 邮编: 510663 | (86-20) 82155555 | (86-20) 82075058 | [sgs.china@sgs.com](mailto:sgs.china@sgs.com)

Mode:c; Polarization:Horizontal; Modulation:GFSK; ; Channel:middle

	Freq	ReadAntenna Level Factor	Cable Preamp Loss Factor	Level	Limit Line	Over Limit	Pol/Phase	Remark
	MHz	dBuV dB/m	dB dB	dBuV/m	dBuV/m	dB		
1	4133.699	35.15 29.62	6.79 36.90	34.66	54.00	-19.34	HORIZONTAL	Average
2	4133.699	45.15 29.62	6.79 36.90	44.66	74.00	-29.34	HORIZONTAL	Peak
3	4882.300	32.81 30.95	6.86 36.95	33.67	54.00	-20.33	HORIZONTAL	Average
4	4882.300	44.16 30.95	6.86 36.95	45.02	74.00	-28.98	HORIZONTAL	Peak
5	7322.729	44.48 35.74	7.39 36.92	50.69	54.00	-3.31	HORIZONTAL	Average
6	7322.729	49.38 35.74	7.39 36.92	55.59	74.00	-18.41	HORIZONTAL	Peak
7	8840.473	35.17 36.40	8.06 36.98	42.65	54.00	-11.35	HORIZONTAL	Average
8	8840.473	45.28 36.40	8.06 36.98	52.76	74.00	-21.24	HORIZONTAL	Peak
9	9764.525	32.19 37.70	8.33 37.09	41.13	54.00	-12.87	HORIZONTAL	Average
10	9764.525	43.68 37.70	8.33 37.09	52.62	74.00	-21.38	HORIZONTAL	Peak
11	12205.350	30.12 39.21	10.98 37.06	43.25	54.00	-10.75	HORIZONTAL	Average
12	12205.350	41.74 39.21	10.98 37.06	54.87	74.00	-19.13	HORIZONTAL	Peak

Mode:c; Polarization:Vertical; Modulation:GFSK; ; Channel:middle

	Freq	ReadAntenna Level Factor	Cable Preamp Loss Factor	Level	Limit Line	Over Limit	Pol/Phase	Remark
	MHz	dBuV dB/m	dB dB	dBuV/m	dBuV/m	dB		
1	4098.010	37.59 29.58	6.92 36.90	37.19	54.00	-16.81	VERTICAL	Average
2	4098.010	45.05 29.58	6.92 36.90	44.65	74.00	-29.35	VERTICAL	Peak
3	4882.741	33.47 30.95	6.86 36.95	34.33	54.00	-19.67	VERTICAL	Average
4	4882.741	45.64 30.95	6.86 36.95	46.50	74.00	-27.50	VERTICAL	Peak
5	7322.989	42.98 35.74	7.39 36.92	49.19	54.00	-4.81	VERTICAL	Average
6	7322.989	48.81 35.74	7.39 36.92	55.02	74.00	-18.98	VERTICAL	Peak
7	8688.480	33.41 36.25	7.94 36.96	40.64	54.00	-13.36	VERTICAL	Average
8	8688.480	44.94 36.25	7.94 36.96	52.17	74.00	-21.83	VERTICAL	Peak
9	9764.497	34.73 37.70	8.33 37.09	43.67	54.00	-10.33	VERTICAL	Average
10	9764.497	46.20 37.70	8.33 37.09	55.14	74.00	-18.86	VERTICAL	Peak
11	12205.270	31.04 39.21	10.98 37.06	44.17	54.00	-9.83	VERTICAL	Average
12	12205.270	41.32 39.21	10.98 37.06	54.45	74.00	-19.55	VERTICAL	Peak



Unless otherwise agreed in writing, this document is issued by the Company subject to its General Conditions of Service printed overleaf, available on request or accessible at <http://www.sgs.com/en/Terms-and-Conditions.aspx> and, for electronic format documents, subject to Terms and Conditions for Electronic Documents at <http://www.sgs.com/en/Terms-and-Conditions/Terms-e-Document.aspx>. Attention is drawn to the limitation of liability, indemnification and jurisdiction issues defined therein. Any holder of this document is advised that information contained hereon reflects the Company's findings at the time of its intervention only and within the limits of Client's instructions, if any. The Company's sole responsibility is to its Client and this document does not exonerate parties to a transaction from exercising all their rights and obligations under the transaction documents. This document cannot be reproduced except in full, without prior written approval of the Company. Any unauthorized alteration, forgery or falsification of the content or appearance of this document is unlawful and offenders may be prosecuted to the fullest extent of the law. Unless otherwise stated the results shown in this test report refer only to the sample(s) tested and such sample(s) are retained for 30 days only.  
 Attention: To check the authenticity of testing/inspection report & certificate, please contact us at telephone: (86-755) 8307 1443, or email: [CN.Doccheck@sgs.com](mailto:CN.Doccheck@sgs.com)  
 No.130 Kaifu Road, Sakelech Park, Guangzhou Economic & Technology Development District, Guangzhou, China 510663 | (86-20) 82155555 | (86-20) 82075058 | [www.sgs.com](http://www.sgs.com)  
 中国·广州·经济技术开发区科学城科珠路130号 邮编: 510663 | (86-20) 82155555 | (86-20) 82075058 | [sgs.china@sgs.com](mailto:sgs.china@sgs.com)

Mode:c; Polarization:Horizontal; Modulation:GFSK; ; Channel:High

	Freq	ReadAntenna Level Factor	Cable Preamp Loss Factor	Level	Limit	Over	Pol/Phase	Remark	
	MHz	dBuV	dB/m	dB	dB	dBuV/m	dBuV/m	dB	
1	4960.662	35.07	31.05	7.84	36.96	37.00	54.00	-17.00	HORIZONTAL Average
2	4960.662	44.08	31.05	7.84	36.96	46.01	74.00	-27.99	HORIZONTAL Peak
3	6303.890	32.63	33.60	6.96	36.99	36.20	54.00	-17.80	HORIZONTAL Average
4	6303.890	43.44	33.60	6.96	36.99	47.01	74.00	-26.99	HORIZONTAL Peak
5	7440.914	42.21	35.92	7.43	36.92	48.64	54.00	-5.36	HORIZONTAL Average
6	7440.914	47.71	35.92	7.43	36.92	54.14	74.00	-19.86	HORIZONTAL Peak
7	8943.274	32.86	36.47	8.18	37.00	40.51	54.00	-13.49	HORIZONTAL Average
8	8943.274	43.95	36.47	8.18	37.00	51.60	74.00	-22.40	HORIZONTAL Peak
9	9920.789	31.66	37.92	8.63	37.10	41.11	54.00	-12.89	HORIZONTAL Average
10	9920.789	43.93	37.92	8.63	37.10	53.38	74.00	-20.62	HORIZONTAL Peak
11	12400.600	30.33	38.93	11.17	36.90	43.53	54.00	-10.47	HORIZONTAL Average
12	12400.600	41.93	38.93	11.17	36.90	55.13	74.00	-18.87	HORIZONTAL Peak

Mode:c; Polarization:Vertical; Modulation:GFSK; ; Channel:High

	Freq	ReadAntenna Level Factor	Cable Preamp Loss Factor	Level	Limit	Over	Pol/Phase	Remark	
	MHz	dBuV	dB/m	dB	dB	dBuV/m	dBuV/m	dB	
1	4960.274	34.27	31.05	7.84	36.96	36.20	54.00	-17.80	VERTICAL Average
2	4960.274	44.28	31.05	7.84	36.96	46.21	74.00	-27.79	VERTICAL Peak
3	6414.167	33.94	34.03	7.01	36.99	37.99	54.00	-16.01	VERTICAL Average
4	6414.167	45.12	34.03	7.01	36.99	49.17	74.00	-24.83	VERTICAL Peak
5	7440.150	41.70	35.92	7.43	36.92	48.13	54.00	-5.87	VERTICAL Average
6	7440.150	48.49	35.92	7.43	36.92	54.92	74.00	-19.08	VERTICAL Peak
7	8738.852	32.62	36.30	7.98	36.96	39.94	54.00	-14.06	VERTICAL Average
8	8738.852	44.34	36.30	7.98	36.96	51.66	74.00	-22.34	VERTICAL Peak
9	9920.991	31.70	37.92	8.63	37.10	41.15	54.00	-12.85	VERTICAL Average
10	9920.991	44.87	37.92	8.63	37.10	54.32	74.00	-19.68	VERTICAL Peak
11	12400.900	30.83	38.93	11.17	36.90	44.03	54.00	-9.97	VERTICAL Average
12	12400.900	41.74	38.93	11.17	36.90	54.94	74.00	-19.06	VERTICAL Peak



Unless otherwise agreed in writing, this document is issued by the Company subject to its General Conditions of Service printed overleaf, available on request or accessible at <http://www.sgs.com/en/Terms-and-Conditions.aspx> and, for electronic format documents, subject to Terms and Conditions for Electronic Documents at <http://www.sgs.com/en/Terms-and-Conditions/Terms-e-Documents.aspx>. Attention is drawn to the limitation of liability, indemnification and jurisdiction issues defined therein. Any holder of this document is advised that information contained hereon reflects the Company's findings at the time of its intervention only and within the limits of Client's instructions, if any. The Company's sole responsibility is to its Client and this document does not exonerate parties to a transaction from exercising all their rights and obligations under the transaction documents. This document cannot be reproduced except in full, without prior written approval of the Company. Any unauthorized alteration, forgery or falsification of the content or appearance of this document is unlawful and offenders may be prosecuted to the fullest extent of the law. Unless otherwise stated the results shown in this test report refer only to the sample(s) tested and such sample(s) are retained for 30 days only.  
 Attention: To check the authenticity of testing/inspection report & certificate, please contact us at telephone: (86-755) 8307 1443, or email: [CN.Doccheck@sgs.com](mailto:CN.Doccheck@sgs.com)  
 No.130 Kaifu Road, Sakelech Park, Guangzhou Economic & Technology Development District, Guangzhou, China 510663 | (86-20) 82155555 | (86-20) 82075058 | [www.sgs.com](http://www.sgs.com)  
 中国·广州·经济技术开发区科学城科珠路130号 邮编: 510663 | (86-20) 82155555 | (86-20) 82075058 | [sgs.china@sgs.com](mailto:sgs.china@sgs.com)

## 8 Appendix

### 8.1 Appendix 15.247

#### 1.20 dB Bandwidth

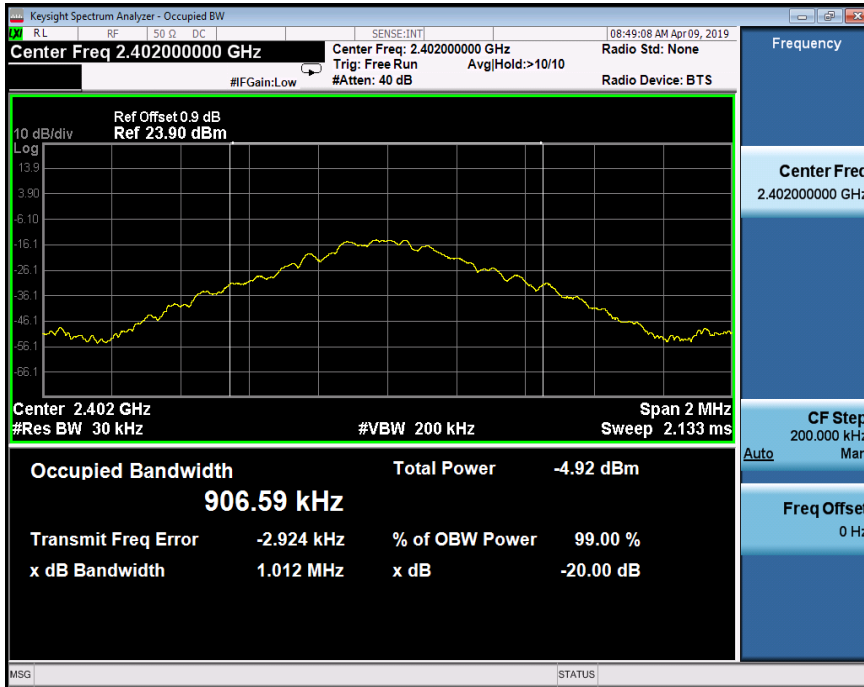
Test Mode	Test Channel	20 dB Bandwidth [MHz]	2/3 20 dB Bandwidth [MHz]	Verdict
DH5	2402	1.012	0.675	PASS
DH5	2441	0.9607	0.640	PASS
DH5	2480	0.9634	0.642	PASS
2DH5	2402	1.375	0.917	PASS
2DH5	2441	1.377	0.918	PASS
2DH5	2480	1.375	0.917	PASS
3DH5	2402	1.358	0.905	PASS
3DH5	2441	1.358	0.905	PASS
3DH5	2480	1.355	0.903	PASS



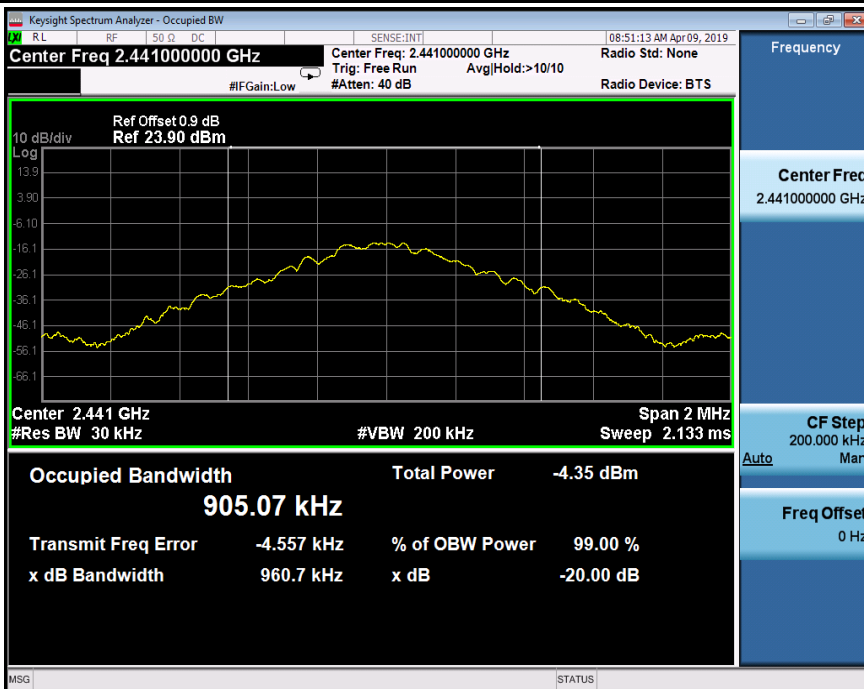
Unless otherwise agreed in writing, this document is issued by the Company subject to its General Conditions of Service printed overleaf, available on request or accessible at <http://www.sgs.com/en/Terms-and-Conditions.aspx> and, for electronic format documents, subject to Terms and Conditions for Electronic Documents at <http://www.sgs.com/en/Terms-and-Conditions/Terms-e-Document.aspx>. Attention is drawn to the limitation of liability, indemnification and jurisdiction issues defined therein. Any holder of this document is advised that information contained hereon reflects the Company's findings at the time of its intervention only and within the limits of Client's instructions, if any. The Company's sole responsibility is to its Client and this document does not exonerate parties to a transaction from exercising all their rights and obligations under the transaction documents. This document cannot be reproduced except in full, without prior written approval of the Company. Any unauthorized alteration, forgery or falsification of the content or appearance of this document is unlawful and offenders may be prosecuted to the fullest extent of the law. Unless otherwise stated the results shown in this test report refer only to the sample(s) tested and such sample(s) are retained for 30 days only.  
Attention: To check the authenticity of testing/inspection report & certificate, please contact us at telephone: (86-755) 8307 1443, or email: [CN.Doccheck@sgs.com](mailto:CN.Doccheck@sgs.com)

TEST PLOT

20 dB Bandwidth\_DH5\_2402



20 dB Bandwidth\_DH5\_2441

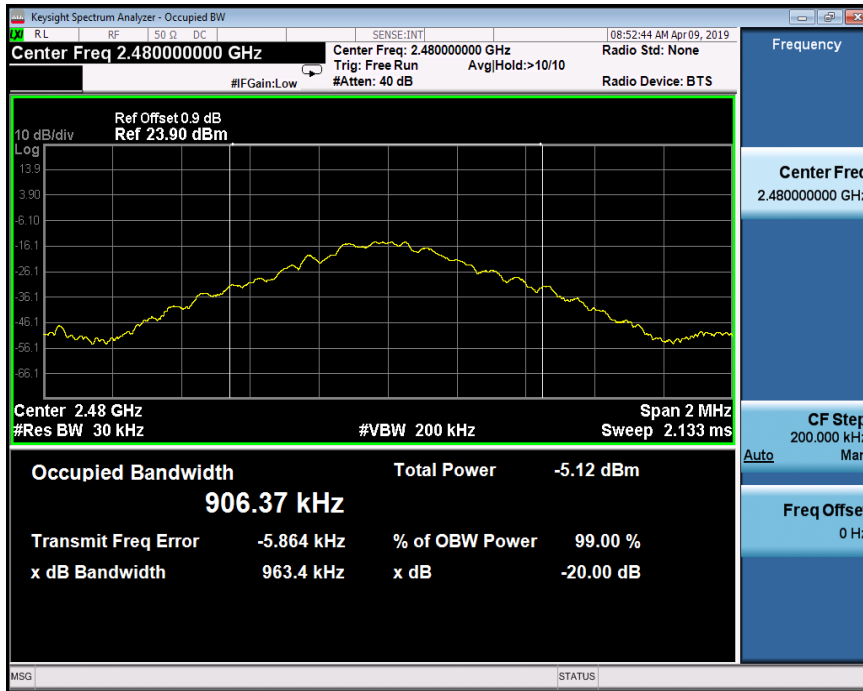


Unless otherwise agreed in writing, this document is issued by the Company subject to its General Conditions of Service printed overleaf, available on request or accessible at <http://www.sgs.com/en/Terms-and-Conditions.aspx> and, for electronic format documents, subject to Terms and Conditions for Electronic Documents at <http://www.sgs.com/en/Terms-and-Conditions/Terms-e-Document.aspx>. Attention is drawn to the limitation of liability, indemnification and jurisdiction issues defined therein. Any holder of this document is advised that information contained hereon reflects the Company's findings at the time of its intervention only and within the limits of Client's instructions, if any. The Company's sole responsibility is to its Client and this document does not exonerate parties to a transaction from exercising all their rights and obligations under the transaction documents. This document cannot be reproduced except in full, without prior written approval of the Company. Any unauthorized alteration, forgery or falsification of the content or appearance of this document is unlawful and offenders may be prosecuted to the fullest extent of the law. Unless otherwise stated the results shown in this test report refer only to the sample(s) tested and such sample(s) are retained for 30 days only.

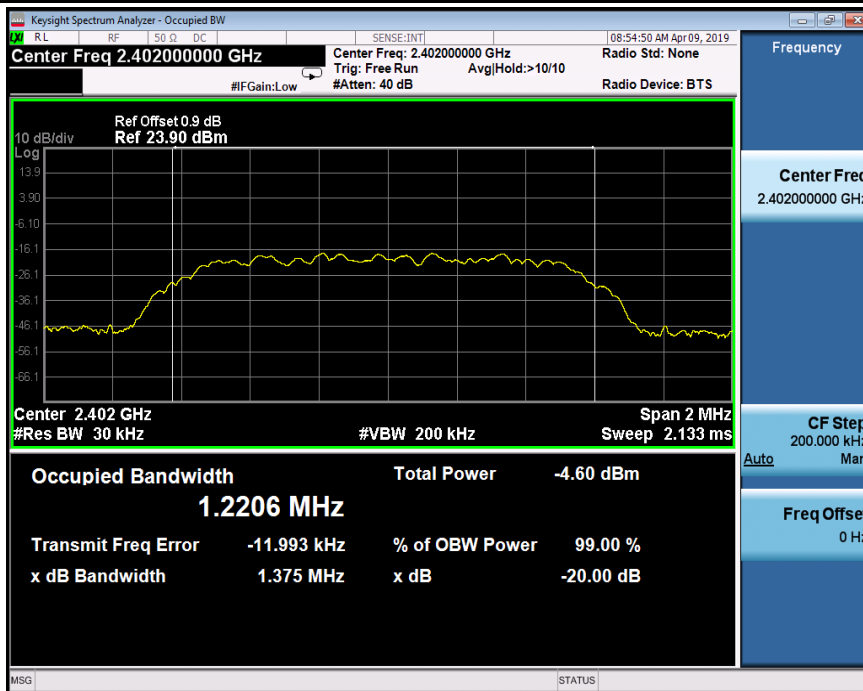
Attention: To check the authenticity of testing/inspection report & certificate, please contact us at telephone: (86-755) 8307 1443, or email: [CN.Doccheck@sgs.com](mailto:CN.Doccheck@sgs.com)

SGS-CSTC Standards Technical Services Co., Ltd. No.138 Xizhu Road, Science Park, Guangzhou Economic & Technology Development District, Guangzhou, China 510663 | (86-20) 82155555 | (86-20) 82075058 | [www.sgs.com](http://www.sgs.com)  
 Guangzhou Branch of SGS-CSTC CECC Laboratory 中国·广州·经济技术开发区科学城科珠路138号 邮编: 510663 | (86-20) 82155555 | (86-20) 82075058 | [sgs.china@sgs.com](mailto:sgs.china@sgs.com)

20 dB Bandwidth\_DH5\_2480



20 dB Bandwidth\_2DH5\_2402

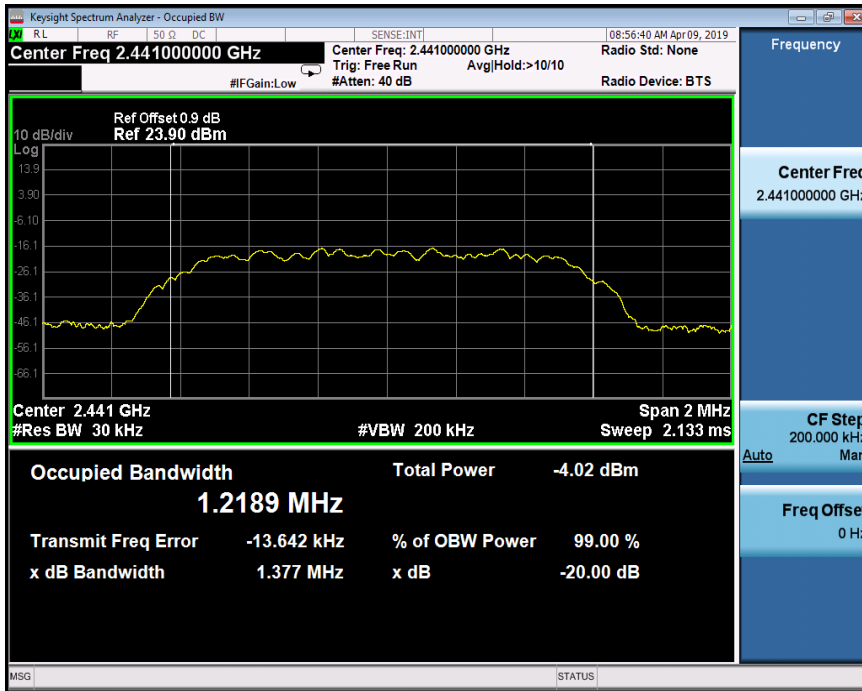


Unless otherwise agreed in writing, this document is issued by the Company subject to its General Conditions of Service printed overleaf, available on request or accessible at <http://www.sgs.com/en/Terms-and-Conditions.aspx> and, for electronic format documents, subject to Terms and Conditions for Electronic Documents at <http://www.sgs.com/en/Terms-and-Conditions/Terms-e-Document.aspx>. Attention is drawn to the limitation of liability, indemnification and jurisdiction issues defined therein. Any holder of this document is advised that information contained hereon reflects the Company's findings at the time of its intervention only and within the limits of Client's instructions, if any. The Company's sole responsibility is to its Client and this document does not exonerate parties to a transaction from exercising all their rights and obligations under the transaction documents. This document cannot be reproduced except in full, without prior written approval of the Company. Any unauthorized alteration, forgery or falsification of the content or appearance of this document is unlawful and offenders may be prosecuted to the fullest extent of the law. Unless otherwise stated the results shown in this test report refer only to the sample(s) tested and such sample(s) are retained for 30 days only.

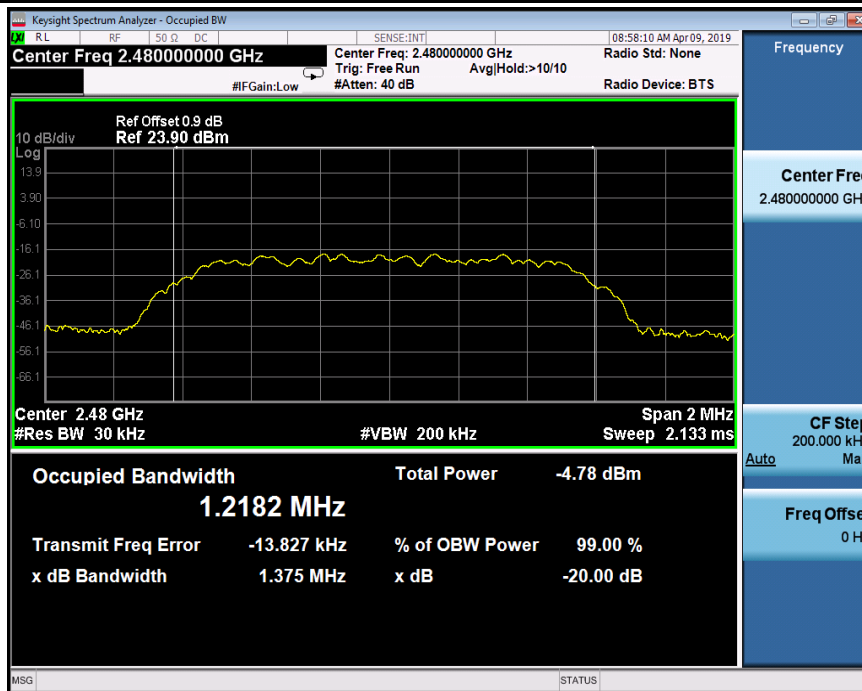
Attention: To check the authenticity of testing/inspection report & certificate, please contact us at telephone: (86-755) 8307 1443, or email: [CN.Doccheck@sgs.com](mailto:CN.Doccheck@sgs.com)

SGS-CSTC Standards Technical Services Co., Ltd. No.138 Xizhu Road, Science Park, Guangzhou Economic & Technology Development District, Guangzhou, China 510663 | (86-20) 82155555 | (86-20) 82075058 | [www.sgs.com](http://www.sgs.com)  
 Guangzhou Branch: 198 Keji Road, Guangzhou Economic & Technology Development District, Guangzhou, China 510663 | (86-20) 82155555 | (86-20) 82075058 | [sgs.china@sgs.com](mailto:sgs.china@sgs.com)

### 20 dB Bandwidth\_2DH5\_2441



### 20 dB Bandwidth\_2DH5\_2480

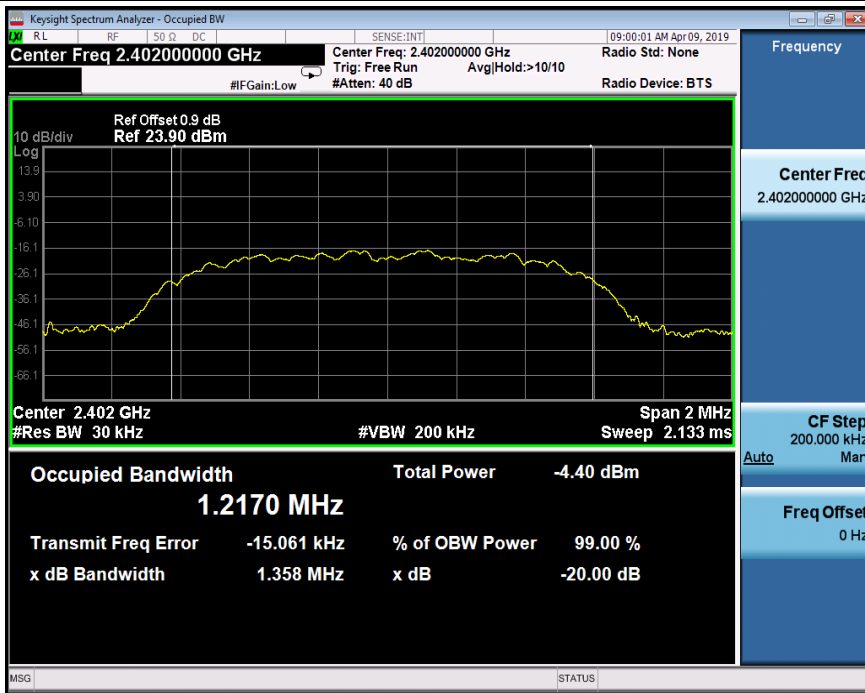


Unless otherwise agreed in writing, this document is issued by the Company subject to its General Conditions of Service printed overleaf, available on request or accessible at <http://www.sgs.com/en/Terms-and-Conditions.aspx> and, for electronic format documents, subject to Terms and Conditions for Electronic Documents at <http://www.sgs.com/en/Terms-and-Conditions/Terms-e-Document.aspx>. Attention is drawn to the limitation of liability, indemnification and jurisdiction issues defined therein. Any holder of this document is advised that information contained hereon reflects the Company's findings at the time of its intervention only and within the limits of Client's instructions, if any. The Company's sole responsibility is to its Client and this document does not exonerate parties to a transaction from exercising all their rights and obligations under the transaction documents. This document cannot be reproduced except in full, without prior written approval of the Company. Any unauthorized alteration, forgery or falsification of the content or appearance of this document is unlawful and offenders may be prosecuted to the fullest extent of the law. Unless otherwise stated the results shown in this test report refer only to the sample(s) tested and such sample(s) are retained for 30 days only.

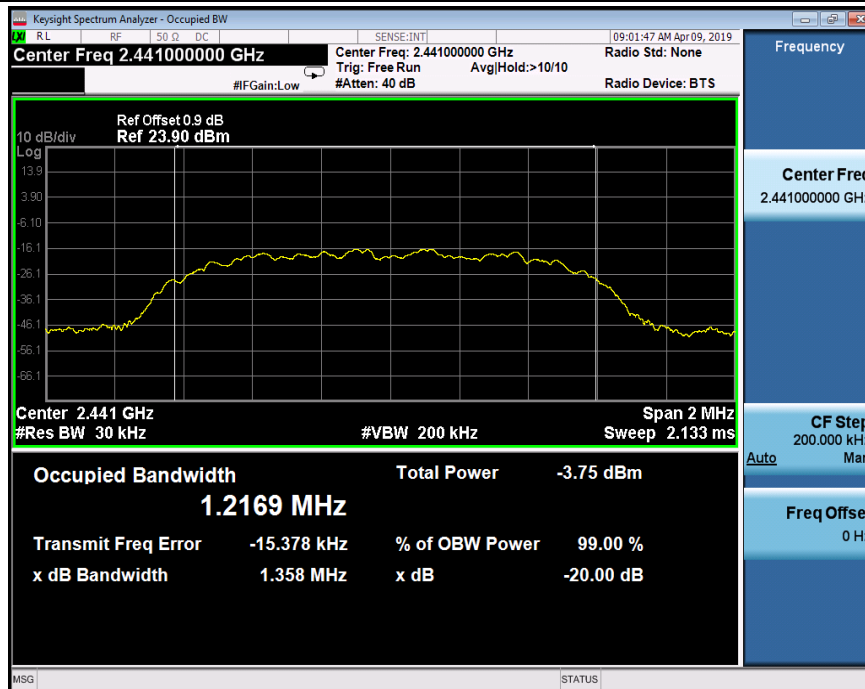
Attention: To check the authenticity of testing/inspection report & certificate, please contact us at telephone: (86-755) 8307 1443, or email: [CN.Doccheck@sgs.com](mailto:CN.Doccheck@sgs.com)

SGS-CSTC Standards Technical Services Co., Ltd. No.130 Xizhu Road, Science Park, Guangzhou Economic & Technology Development District, Guangzhou, China 510663 | (86-20) 82155555 | (86-20) 82075058 | [www.sgs.com](http://www.sgs.com)  
 中国·广州·经济技术开发区科学城科珠路130号 邮编: 510663 | (86-20) 82155555 | (86-20) 82075058 | [sgs.china@sgs.com](mailto:sgs.china@sgs.com)

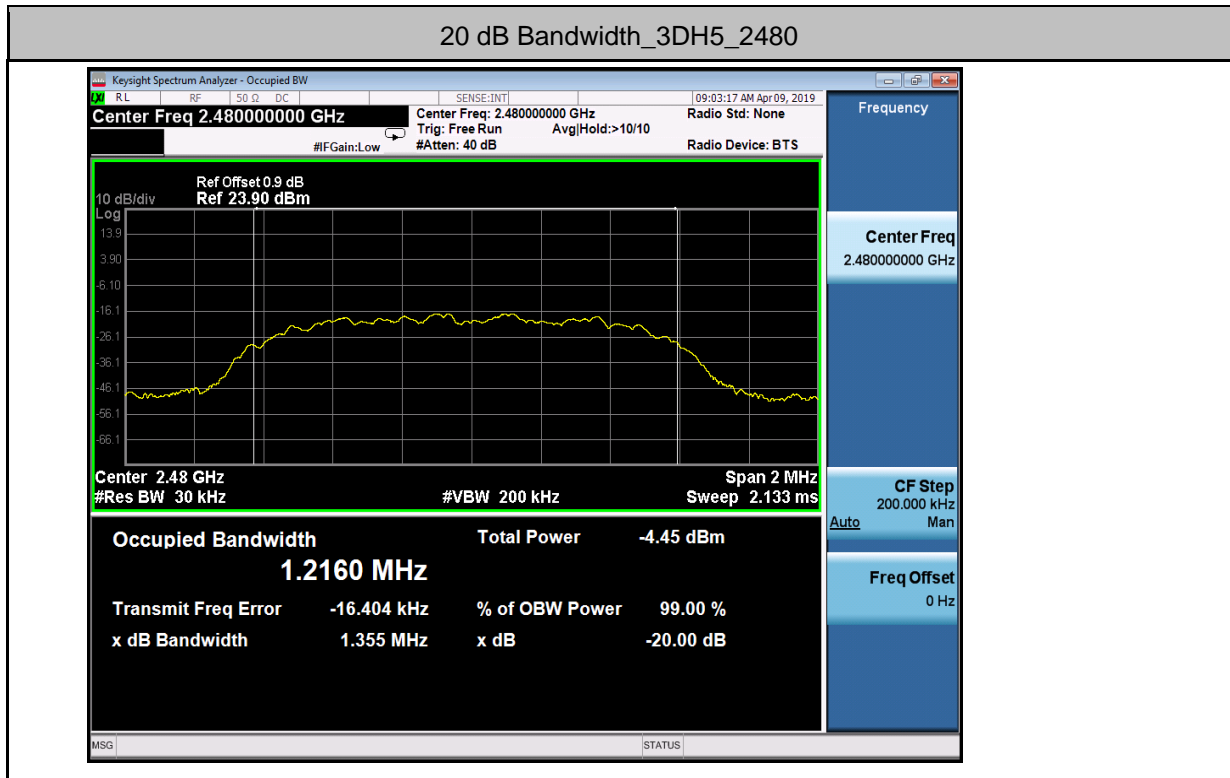
### 20 dB Bandwidth\_3DH5\_2402



### 20 dB Bandwidth\_3DH5\_2441



Unless otherwise agreed in writing, this document is issued by the Company subject to its General Conditions of Service printed overleaf, available on request or accessible at <http://www.sgs.com/en/Terms-and-Conditions.aspx> and, for electronic format documents, subject to Terms and Conditions for Electronic Documents at <http://www.sgs.com/en/Terms-and-Conditions/Terms-e-Document.aspx>. Attention is drawn to the limitation of liability, indemnification and jurisdiction issues defined therein. Any holder of this document is advised that information contained hereon reflects the Company's findings at the time of its intervention only and within the limits of Client's instructions, if any. The Company's sole responsibility is to its Client and this document does not exonerate parties to a transaction from exercising all their rights and obligations under the transaction documents. This document cannot be reproduced except in full, without prior written approval of the Company. Any unauthorized alteration, forgery or falsification of the content or appearance of this document is unlawful and offenders may be prosecuted to the fullest extent of the law. Unless otherwise stated the results shown in this test report refer only to the sample(s) tested and such sample(s) are retained for 30 days only.



Unless otherwise agreed in writing, this document is issued by the Company subject to its General Conditions of Service printed overleaf, available on request or accessible at <http://www.sgs.com/en/Terms-and-Conditions.aspx> and, for electronic format documents, subject to Terms and Conditions for Electronic Documents at <http://www.sgs.com/en/Terms-and-Conditions/Terms-e-Documents.aspx>. Attention is drawn to the limitation of liability, indemnification and jurisdiction issues defined therein. Any holder of this document is advised that information contained hereon reflects the Company's findings at the time of its intervention only and within the limits of Client's instructions, if any. The Company's sole responsibility is to its Client and this document does not exonerate parties to a transaction from exercising all their rights and obligations under the transaction documents. This document cannot be reproduced except in full, without prior written approval of the Company. Any unauthorized alteration, forgery or falsification of the content or appearance of this document is unlawful and offenders may be prosecuted to the fullest extent of the law. Unless otherwise stated the results shown in this test report refer only to the sample(s) tested and such sample(s) are retained for 30 days only.

Attention: To check the authenticity of testing/inspection report & certificate, please contact us at telephone: (86-755) 8307 1443, or email: [CN.Doccheck@sgs.com](mailto:CN.Doccheck@sgs.com)

SGS-CSTC Standards Technical Services Co., Ltd. No.138 Kexu Road, Science Park, Guangzhou Economic & Technology Development District, Guangzhou, China 510663 | (86-20) 82155555 | (86-20) 82075058 | [www.sgs.com](http://www.sgs.com)  
 Guangzhou Branch: 广州市天河区科学城科珠路198号 | 邮编: 510663 | (86-20) 82155555 | (86-20) 82075058 | [sgs.china@sgs.com](mailto:sgs.china@sgs.com)

**2. Conducted Peak Output Power**

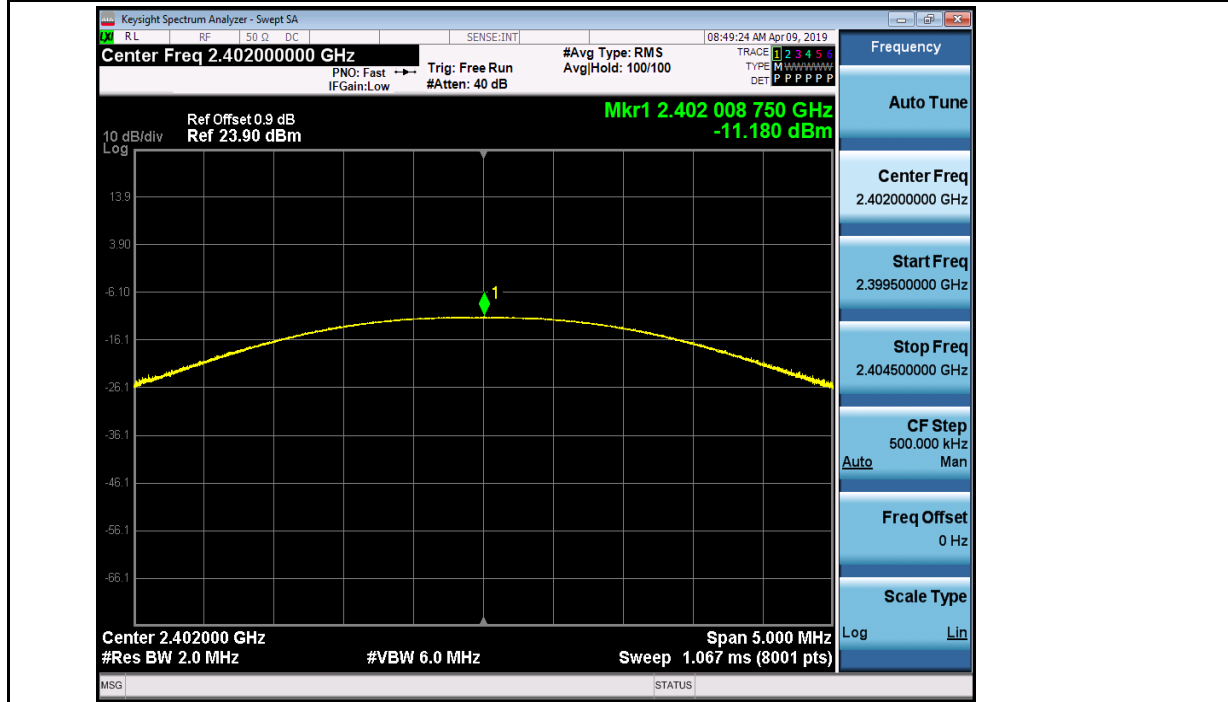
Test Mode	Test Channel	Power[dBm]	Limit[dBm]	Verdict
DH5	2402	-11.18	21	PASS
DH5	2441	-10.688	21	PASS
DH5	2480	-11.374	21	PASS
2DH5	2402	-8.938	21	PASS
2DH5	2441	-8.283	21	PASS
2DH5	2480	-8.88	21	PASS
3DH5	2402	-8.504	21	PASS
3DH5	2441	-7.812	21	PASS
3DH5	2480	-8.569	21	PASS



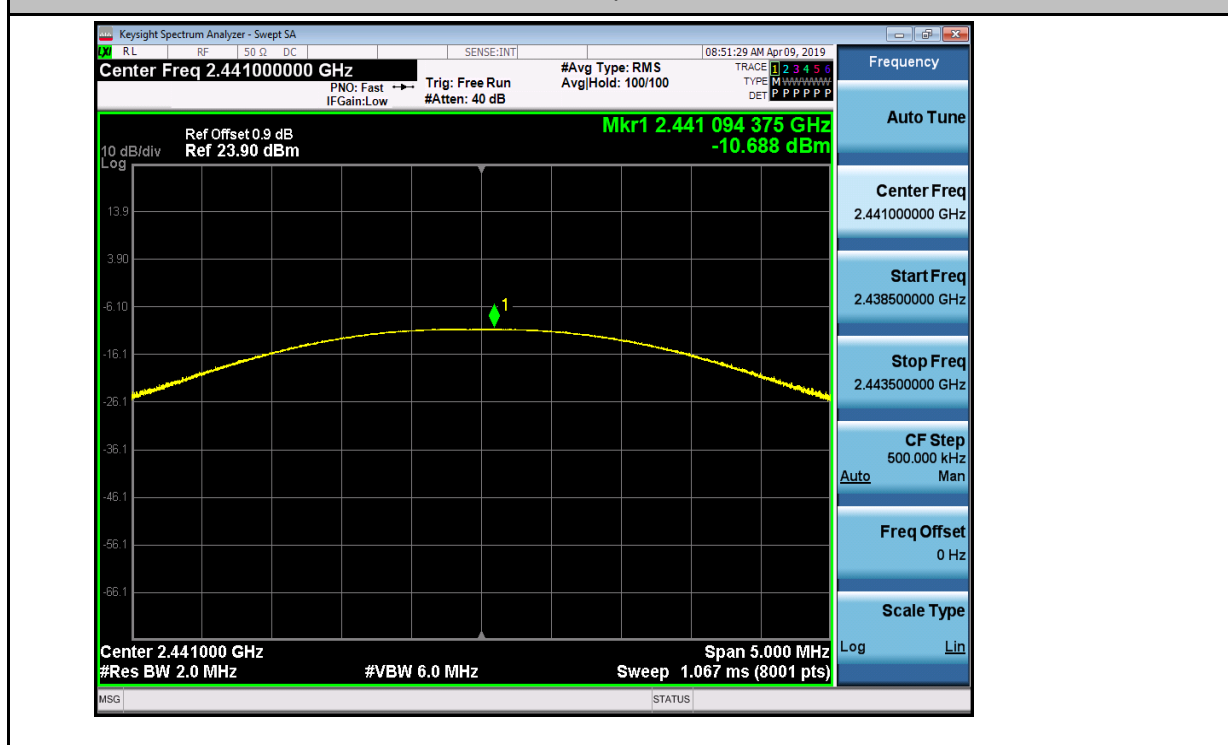
Unless otherwise agreed in writing, this document is issued by the Company subject to its General Conditions of Service printed overleaf, available on request or accessible at <http://www.sgs.com/en/Terms-and-Conditions.aspx> and, for electronic format documents, subject to Terms and Conditions for Electronic Documents at <http://www.sgs.com/en/Terms-and-Conditions/Terms-e-Document.aspx>. Attention is drawn to the limitation of liability, indemnification and jurisdiction issues defined therein. Any holder of this document is advised that information contained hereon reflects the Company's findings at the time of its intervention only and within the limits of Client's instructions, if any. The Company's sole responsibility is to its Client and this document does not exonerate parties to a transaction from exercising all their rights and obligations under the transaction documents. This document cannot be reproduced except in full, without prior written approval of the Company. Any unauthorized alteration, forgery or falsification of the content or appearance of this document is unlawful and offenders may be prosecuted to the fullest extent of the law. Unless otherwise stated the results shown in this test report refer only to the sample(s) tested and such sample(s) are retained for 30 days only.  
 Attention: To check the authenticity of testing/inspection report & certificate, please contact us at telephone: (86-755) 8307 1443, or email: [CN.Doccheck@sgs.com](mailto:CN.Doccheck@sgs.com)  
 No.138 Kexu Road, Science Park, Guangzhou Economic & Technology Development District, Guangzhou, China 510663 | (86-20) 82155555 | (86-20) 82075058 | [www.sgs.com](http://www.sgs.com)  
 中国·广州·经济技术开发区科学城科珠路138号 邮编: 510663 | (86-20) 82155555 | (86-20) 82075058 | [sgs.china@sgs.com](mailto:sgs.china@sgs.com)

TEST PLOT

Conducted Peak Output Power\_DH5\_2402



Conducted Peak Output Power\_DH5\_2441

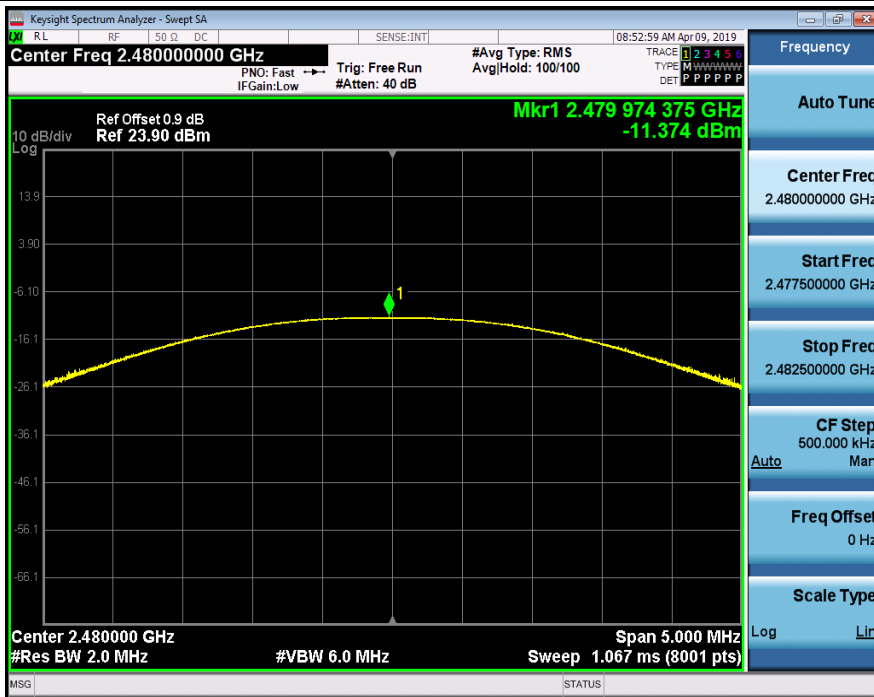


Unless otherwise agreed in writing, this document is issued by the Company subject to its General Conditions of Service printed overleaf, available on request or accessible at <http://www.sgs.com/en/Terms-and-Conditions.aspx> and, for electronic format documents, subject to Terms and Conditions for Electronic Documents at <http://www.sgs.com/en/Terms-and-Conditions/Terms-e-Document.aspx>. Attention is drawn to the limitation of liability, indemnification and jurisdiction issues defined therein. Any holder of this document is advised that information contained hereon reflects the Company's findings at the time of its intervention only and within the limits of Client's instructions, if any. The Company's sole responsibility is to its Client and this document does not exonerate parties to a transaction from exercising all their rights and obligations under the transaction documents. This document cannot be reproduced except in full, without prior written approval of the Company. Any unauthorized alteration, forgery or falsification of the content or appearance of this document is unlawful and offenders may be prosecuted to the fullest extent of the law. Unless otherwise stated the results shown in this test report refer only to the sample(s) tested and such sample(s) are retained for 30 days only.

Attention: To check the authenticity of testing/inspection report & certificate, please contact us at telephone: (86-755) 8307 1443, or email: [CN.Doccheck@sgs.com](mailto:CN.Doccheck@sgs.com)

SGS-CSTC Standards Technical Services Co., Ltd. No.138 Mahe Road, Science Park, Guangzhou Economic & Technology Development District, Guangzhou, China 510663 | (86-20) 82155555 | (86-20) 82075058 | [www.sgs.com](http://www.sgs.com)  
Guangzhou Branch of SGS-CSTC EEC Laboratory 中国·广州·经济技术开发区科学城科珠路138号 邮编: 510663 | (86-20) 82155555 | (86-20) 82075058 | [sgs.china@sgs.com](mailto:sgs.china@sgs.com)

### Conducted Peak Output Power\_DH5\_2480



### Conducted Peak Output Power\_2DH5\_2402



Unless otherwise agreed in writing, this document is issued by the Company subject to its General Conditions of Service printed overleaf, available on request or accessible at <http://www.sgs.com/en/Terms-and-Conditions.aspx> and, for electronic format documents, subject to Terms and Conditions for Electronic Documents at <http://www.sgs.com/en/Terms-and-Conditions/Terms-e-Document.aspx>. Attention is drawn to the limitation of liability, indemnification and jurisdiction issues defined therein. Any holder of this document is advised that information contained hereon reflects the Company's findings at the time of its intervention only and within the limits of Client's instructions, if any. The Company's sole responsibility is to its Client and this document does not exonerate parties to a transaction from exercising all their rights and obligations under the transaction documents. This document cannot be reproduced except in full, without prior written approval of the Company. Any unauthorized alteration, forgery or falsification of the content or appearance of this document is unlawful and offenders may be prosecuted to the fullest extent of the law. Unless otherwise stated the results shown in this test report refer only to the sample(s) tested and such sample(s) are retained for 30 days only.

Attention: To check the authenticity of testing/inspection report & certificate, please contact us at telephone: (86-755) 8307 1443, or email: [CN.Doccheck@sgs.com](mailto:CN.Doccheck@sgs.com)

SGS-CSTC Standards Technical Services Co., Ltd. No.138 Xizhu Road, Sakeitach Park, Guangzhou Economic & Technology Development District, Guangzhou, China 510663 | (86-20) 82155555 | (86-20) 82075058 | [www.sgs.com](http://www.sgs.com)  
Guangzhou Branch: 198 Keji Road, Guangzhou Economic & Technology Development District, Guangzhou, China 510663 | (86-20) 82155555 | (86-20) 82075058 | [sgs.china@sgs.com](mailto:sgs.china@sgs.com)

### Conducted Peak Output Power\_2DH5\_2441



### Conducted Peak Output Power\_2DH5\_2480

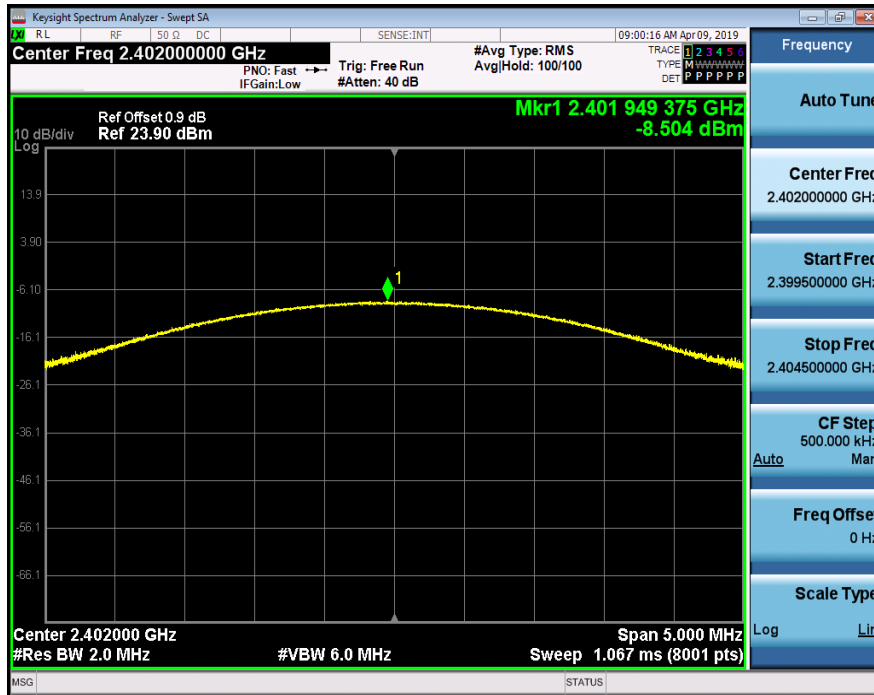


Unless otherwise agreed in writing, this document is issued by the Company subject to its General Conditions of Service printed overleaf, available on request or accessible at <http://www.sgs.com/en/Terms-and-Conditions.aspx> and, for electronic format documents, subject to Terms and Conditions for Electronic Documents at <http://www.sgs.com/en/Terms-and-Conditions/Terms-e-Document.aspx>. Attention is drawn to the limitation of liability, indemnification and jurisdiction issues defined therein. Any holder of this document is advised that information contained hereon reflects the Company's findings at the time of its intervention only and within the limits of Client's instructions, if any. The Company's sole responsibility is to its Client and this document does not exonerate parties to a transaction from exercising all their rights and obligations under the transaction documents. This document cannot be reproduced except in full, without prior written approval of the Company. Any unauthorized alteration, forgery or falsification of the content or appearance of this document is unlawful and offenders may be prosecuted to the fullest extent of the law. Unless otherwise stated the results shown in this test report refer only to the sample(s) tested and such sample(s) are retained for 30 days only.

Attention: To check the authenticity of testing/inspection report & certificate, please contact us at telephone: (86-755) 8307 1443, or email: [CN.Doccheck@sgs.com](mailto:CN.Doccheck@sgs.com)

SGS-CSTC Standards Technical Services Co., Ltd. No.130 Mahe Road, Science Park, Guangzhou Economic & Technology Development District, Guangzhou, China 510663 | (86-20) 82155555 | (86-20) 82075058 | [www.sgs.com](http://www.sgs.com)  
Guangzhou Branch: 198 Kexuecheng Road, Guangzhou Economic & Technology Development District, Guangzhou, China 510663 | (86-20) 82155555 | (86-20) 82075058 | [sgs.china@sgs.com](mailto:sgs.china@sgs.com)

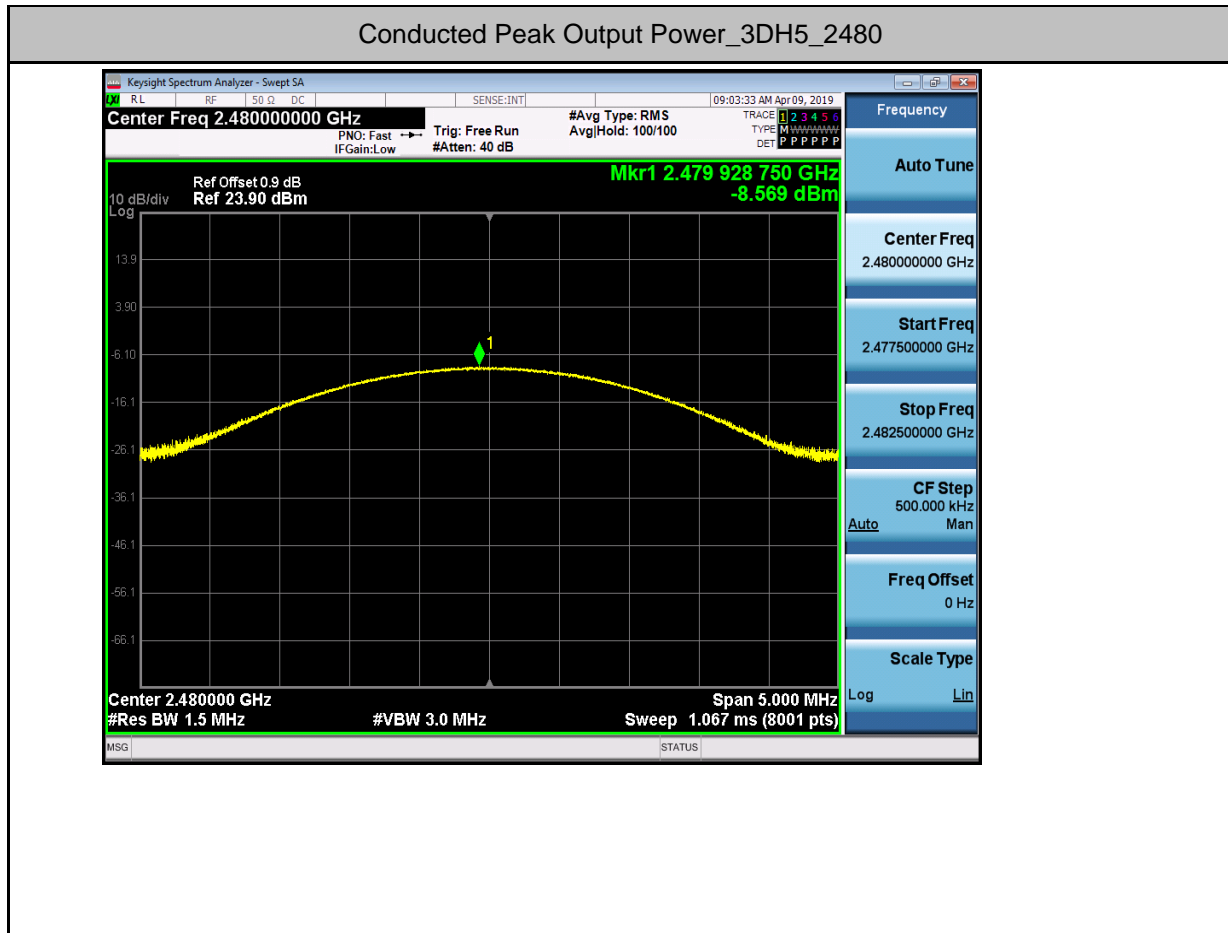
Conducted Peak Output Power\_3DH5\_2402



Conducted Peak Output Power\_3DH5\_2441



Unless otherwise agreed in writing, this document is issued by the Company subject to its General Conditions of Service printed overleaf, available on request or accessible at <http://www.sgs.com/en/Terms-and-Conditions.aspx> and, for electronic format documents, subject to Terms and Conditions for Electronic Documents at <http://www.sgs.com/en/Terms-and-Conditions/Terms-e-Documents.aspx>. Attention is drawn to the limitation of liability, indemnification and jurisdiction issues defined therein. Any holder of this document is advised that information contained hereon reflects the Company's findings at the time of its intervention only and within the limits of Client's instructions, if any. The Company's sole responsibility is to its Client and this document does not exonerate parties to a transaction from exercising all their rights and obligations under the transaction documents. This document cannot be reproduced except in full, without prior written approval of the Company. Any unauthorized alteration, forgery or falsification of the content or appearance of this document is unlawful and offenders may be prosecuted to the fullest extent of the law. Unless otherwise stated the results shown in this test report refer only to the sample(s) tested and such sample(s) are retained for 30 days only.  
 Attention: To check the authenticity of testing/inspection report & certificate, please contact us at telephone: (86-755) 8307 1443, or email: [CN.Doccheck@sgs.com](mailto:CN.Doccheck@sgs.com)  
 No.130 Mahe Road, Science Park, Guangzhou Economic & Technology Development District, Guangzhou, China 510663 | (86-20) 82155555 | (86-20) 82075058 | [www.sgs.com](http://www.sgs.com)  
 中国·广州·经济技术开发区科学城科珠路130号 邮编: 510663 | (86-20) 82155555 | (86-20) 82075058 | [sgs.china@sgs.com](mailto:sgs.china@sgs.com)



### 3.Carrier Frequency Separation

Test Mode	Test Channel	Result[MHz]	Limit[MHz]	Verdict
DH5	2402	1.072	0.675	PASS
DH5	2441	1.093	0.640	PASS
DH5	2480	0.971	0.642	PASS



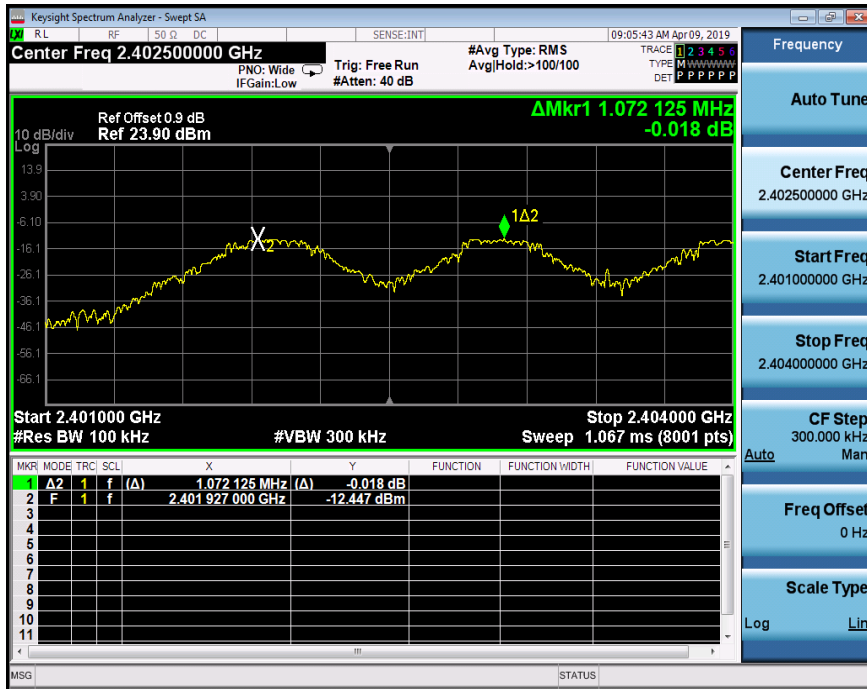
Unless otherwise agreed in writing, this document is issued by the Company subject to its General Conditions of Service printed overleaf, available on request or accessible at <http://www.sgs.com/en/Terms-and-Conditions.aspx> and, for electronic format documents, subject to Terms and Conditions for Electronic Documents at <http://www.sgs.com/en/Terms-and-Conditions/Terms-e-Document.aspx>. Attention is drawn to the limitation of liability, indemnification and jurisdiction issues defined therein. Any holder of this document is advised that information contained hereon reflects the Company's findings at the time of its intervention only and within the limits of Client's instructions, if any. The Company's sole responsibility is to its Client and this document does not exonerate parties to a transaction from exercising all their rights and obligations under the transaction documents. This document cannot be reproduced except in full, without prior written approval of the Company. Any unauthorized alteration, forgery or falsification of the content or appearance of this document is unlawful and offenders may be prosecuted to the fullest extent of the law. Unless otherwise stated the results shown in this test report refer only to the sample(s) tested and such sample(s) are retained for 30 days only.

Attention: To check the authenticity of testing/inspection report & certificate, please contact us at telephone: (86-755) 8307 1443, or email: [CN.Doccheck@sgs.com](mailto:CN.Doccheck@sgs.com)

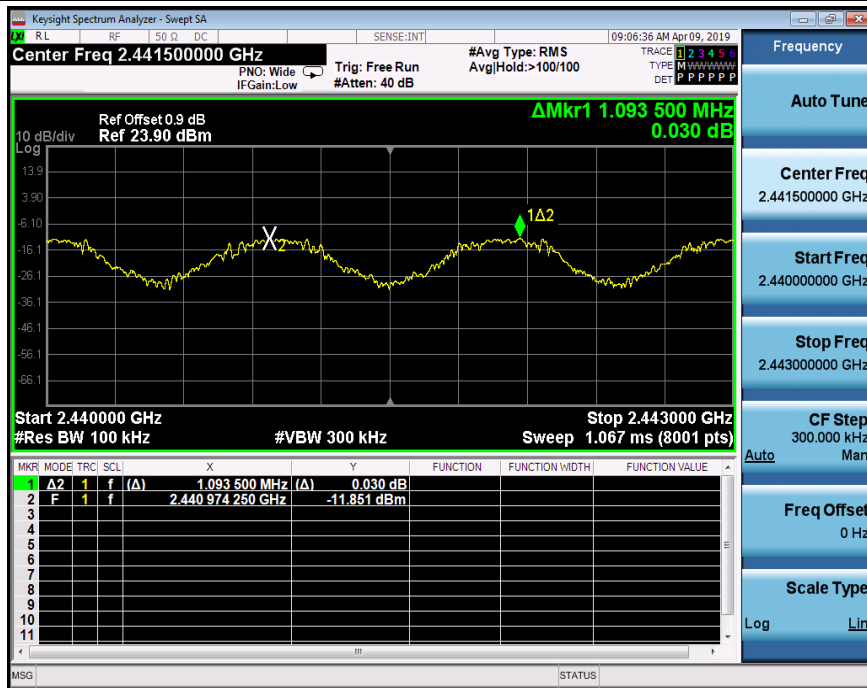
SGS-CSTC Standards Technical Services Co., Ltd. No.138 Mahe Road, Sakech Park, Guangzhou Economic & Technology Development District, Guangzhou, China 510663 | (86-20) 82155555 | (86-20) 82075058 | [www.sgs.com](http://www.sgs.com)  
 Guangzhou Branch: CMAA, CNAS, CNAS, CMAA, CNAS Laboratory 中国·广州·经济技术开发区科学城科珠路198号 邮编: 510663 | (86-20) 82155555 | (86-20) 82075058 | [sgs.china@sgs.com](mailto:sgs.china@sgs.com)

TEST PLOT

Carrier Frequency Separation\_DH5\_2402



Carrier Frequency Separation\_DH5\_2441



Unless otherwise agreed in writing, this document is issued by the Company subject to its General Conditions of Service printed overleaf, available on request or accessible at <http://www.sgs.com/en/Terms-and-Conditions.aspx> and, for electronic format documents, subject to Terms and Conditions for Electronic Documents at <http://www.sgs.com/en/Terms-and-Conditions/Terms-e-Document.aspx>. Attention is drawn to the limitation of liability, indemnification and jurisdiction issues defined therein. Any holder of this document is advised that information contained hereon reflects the Company's findings at the time of its intervention only and within the limits of Client's instructions, if any. The Company's sole responsibility is to its Client and this document does not exonerate parties to a transaction from exercising all their rights and obligations under the transaction documents. This document cannot be reproduced except in full, without prior written approval of the Company. Any unauthorized alteration, forgery or falsification of the content or appearance of this document is unlawful and offenders may be prosecuted to the fullest extent of the law. Unless otherwise stated the results shown in this test report refer only to the sample(s) tested and such sample(s) are retained for 30 days only.

Attention: To check the authenticity of testing/inspection report & certificate, please contact us at telephone: (86-755) 8307 1443, or email: [CN.Doccheck@sgs.com](mailto:CN.Doccheck@sgs.com)

SGS-CSTC Standards Technical Services Co., Ltd. No.138 Mahe Road, Sakelech Park, Guangzhou Economic & Technology Development District, Guangzhou, China 510663 | (86-20) 82155555 | (86-20) 82075058 | [www.sgs.com](http://www.sgs.com)  
Guangzhou Branch of SGS-CSTC Calibration & Testing Laboratory 中国·广州·经济技术开发区科学城科珠路198号 邮编: 510663 | (86-20) 82155555 | (86-20) 82075058 | [sgs.china@sgs.com](mailto:sgs.china@sgs.com)



**4.Dwell Time**

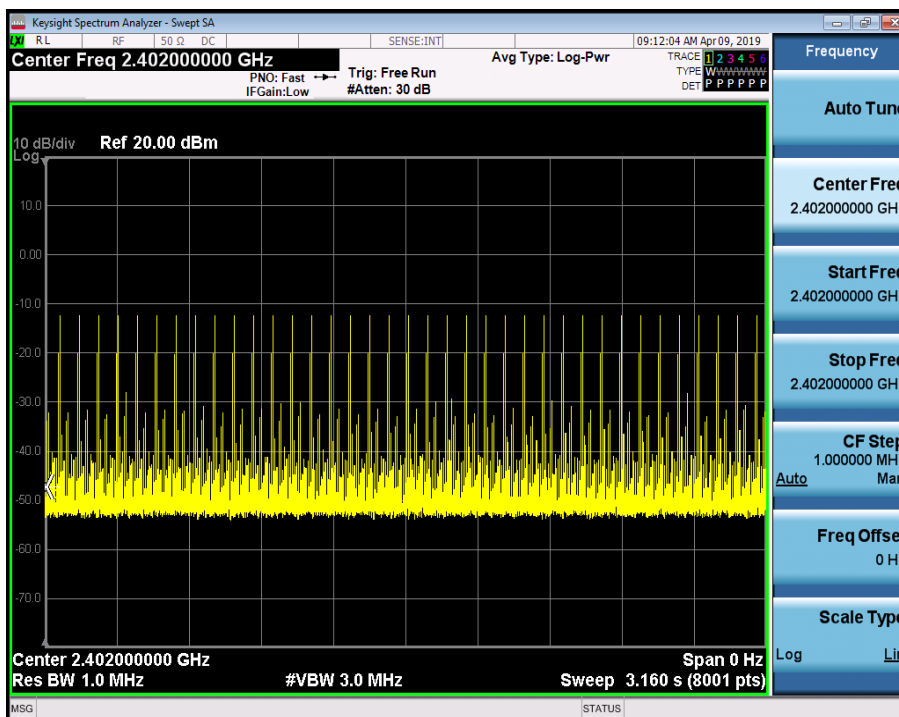
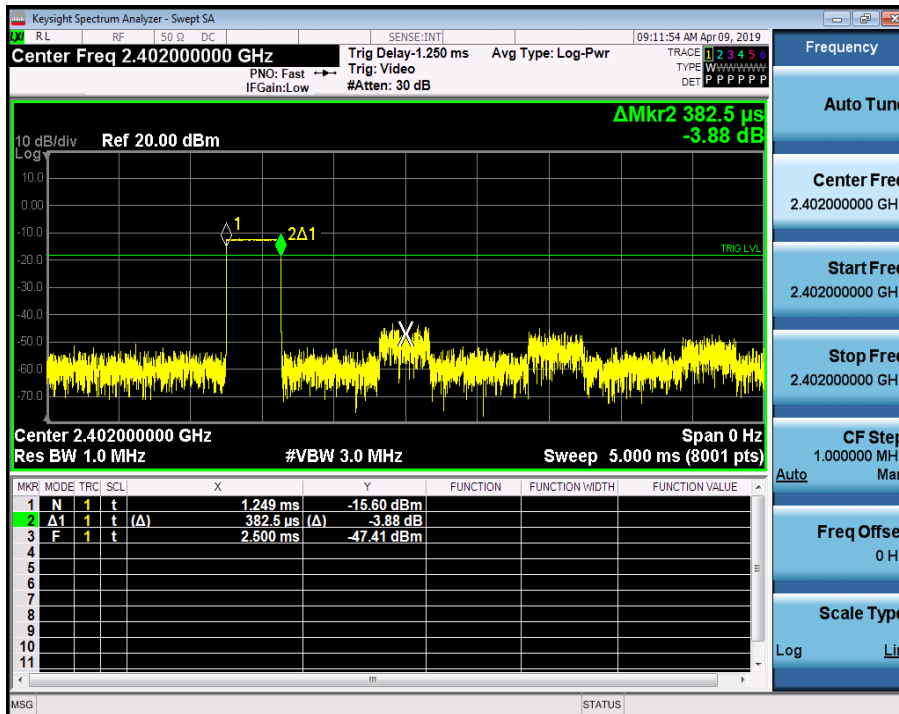
Test Mode	Test Channel	Burst Width[ms/hop/ch]	Total Hops[hop*ch]	Dwell Time[s]	Limit[s]	Verdict
DH1	2402	0.38	370	0.14	0.4	PASS
DH1	2441	0.38	370	0.14	0.4	PASS
DH1	2480	0.38	370	0.14	0.4	PASS
DH3	2402	1.66	170	0.28	0.4	PASS
DH3	2441	1.63	170	0.28	0.4	PASS
DH3	2480	1.63	170	0.28	0.4	PASS
DH5	2402	2.91	110	0.32	0.4	PASS
DH5	2441	2.91	110	0.32	0.4	PASS
DH5	2480	2.91	110	0.32	0.4	PASS
2DH1	2402	0.4	380	0.15	0.4	PASS
2DH1	2441	0.4	370	0.15	0.4	PASS
2DH1	2480	0.4	370	0.15	0.4	PASS
2DH3	2402	1.65	170	0.28	0.4	PASS
2DH3	2441	1.68	170	0.29	0.4	PASS
2DH3	2480	1.68	170	0.29	0.4	PASS
2DH5	2402	2.96	110	0.33	0.4	PASS
2DH5	2441	2.93	110	0.32	0.4	PASS
2DH5	2480	2.96	110	0.33	0.4	PASS
3DH1	2402	0.39	370	0.14	0.4	PASS
3DH1	2441	0.4	380	0.15	0.4	PASS
3DH1	2480	0.36	380	0.14	0.4	PASS
3DH3	2402	1.65	170	0.28	0.4	PASS
3DH3	2441	1.65	170	0.28	0.4	PASS
3DH3	2480	1.68	170	0.29	0.4	PASS
3DH5	2402	2.94	110	0.32	0.4	PASS
3DH5	2441	2.91	110	0.32	0.4	PASS
3DH5	2480	2.93	110	0.32	0.4	PASS



Unless otherwise agreed in writing, this document is issued by the Company subject to its General Conditions of Service printed overleaf, available on request or accessible at <http://www.sgs.com/en/Terms-and-Conditions.aspx> and, for electronic format documents, subject to Terms and Conditions for Electronic Documents at <http://www.sgs.com/en/Terms-and-Conditions/Terms-e-Document.aspx>. Attention is drawn to the limitation of liability, indemnification and jurisdiction issues defined therein. Any holder of this document is advised that information contained hereon reflects the Company's findings at the time of its intervention only and within the limits of Client's instructions, if any. The Company's sole responsibility is to its Client and this document does not exonerate parties to a transaction from exercising all their rights and obligations under the transaction documents. This document cannot be reproduced except in full, without prior written approval of the Company. Any unauthorized alteration, forgery or falsification of the content or appearance of this document is unlawful and offenders may be prosecuted to the fullest extent of the law. Unless otherwise stated the results shown in this test report refer only to the sample(s) tested and such sample(s) are retained for 30 days only.  
Attention: To check the authenticity of testing/inspection report & certificate, please contact us at telephone: (86-755) 8307 1443, or email: [CN.Doccheck@sgs.com](mailto:CN.Doccheck@sgs.com)  
No.138 Xuehu Road, Science Park, Guangzhou Economic & Technology Development District, Guangzhou, China 510663 | (86-20) 82155555 | (86-20) 82075058 | [www.sgs.com](http://www.sgs.com)  
Guangzhou Branch of SGS-CSTC Standards Technical Services Co., Ltd. | 中国·广州·经济技术开发区科学城科珠路138号 | 邮编: 510663 | (86-20) 82155555 | (86-20) 82075058 | [sgs.china@sgs.com](mailto:sgs.china@sgs.com)

### TEST PLOT

Dwell Time\_DH1\_2402

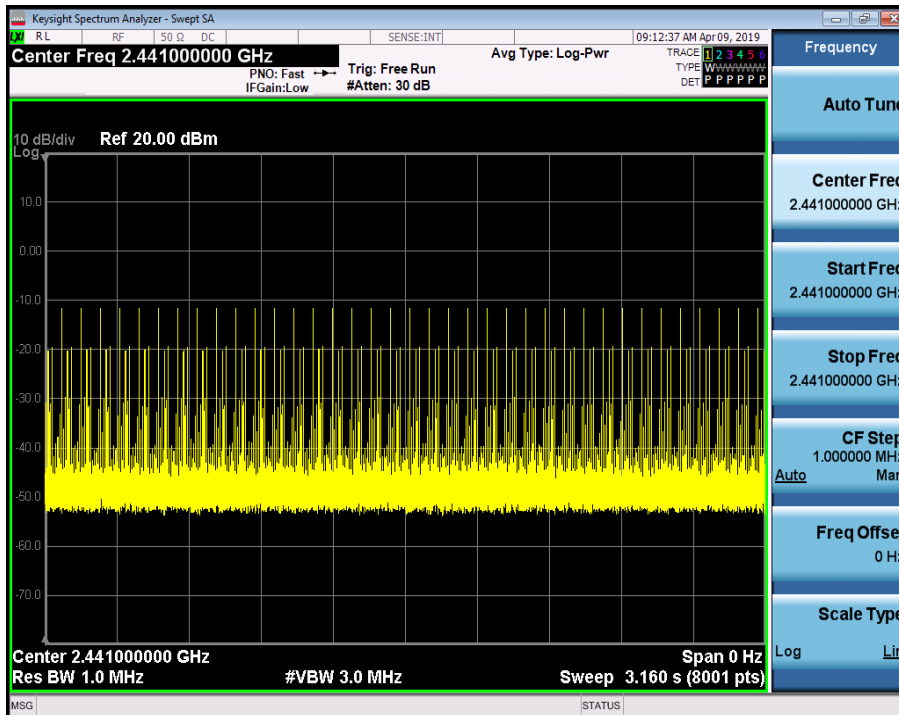
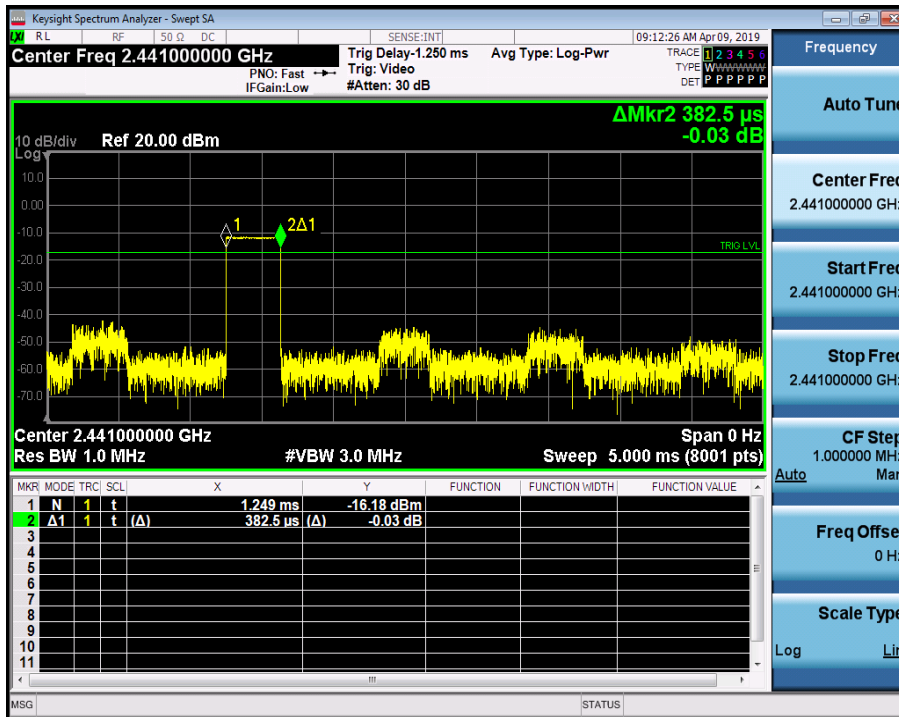


Unless otherwise agreed in writing, this document is issued by the Company subject to its General Conditions of Service printed overleaf, available on request or accessible at <http://www.sgs.com/en/Terms-and-Conditions.aspx> and, for electronic format documents, subject to Terms and Conditions for Electronic Documents at <http://www.sgs.com/en/Terms-and-Conditions/Terms-e-Document.aspx>. Attention is drawn to the limitation of liability, indemnification and jurisdiction issues defined therein. Any holder of this document is advised that information contained hereon reflects the Company's findings at the time of its intervention only and within the limits of Client's instructions, if any. The Company's sole responsibility is to its Client and this document does not exonerate parties to a transaction from exercising all their rights and obligations under the transaction documents. This document cannot be reproduced except in full, without prior written approval of the Company. Any unauthorized alteration, forgery or falsification of the content or appearance of this document is unlawful and offenders may be prosecuted to the fullest extent of the law. Unless otherwise stated the results shown in this test report refer only to the sample(s) tested and such sample(s) are retained for 30 days only.

Attention: To check the authenticity of testing/inspection report & certificate, please contact us at telephone: (86-755) 8307 1443, or email: [CN.Doccheck@sgs.com](mailto:CN.Doccheck@sgs.com)

SGS-CSTC Standards Technical Services Co., Ltd. No.138 Xuehu Road, Science Park, Guangzhou Economic & Technology Development District, Guangzhou, China 510663 | (86-20) 82155555 | (86-20) 82075058 | [www.sgs.com](http://www.sgs.com)  
Guangzhou Branch of SGS-CSTC Standards Technical Services Co., Ltd. 中国·广州·经济技术开发区科学城科珠路138号 邮编: 510663 | (86-20) 82155555 | (86-20) 82075058 | [sgs.china@sgs.com](mailto:sgs.china@sgs.com)

### Dwell Time\_DH1\_2441

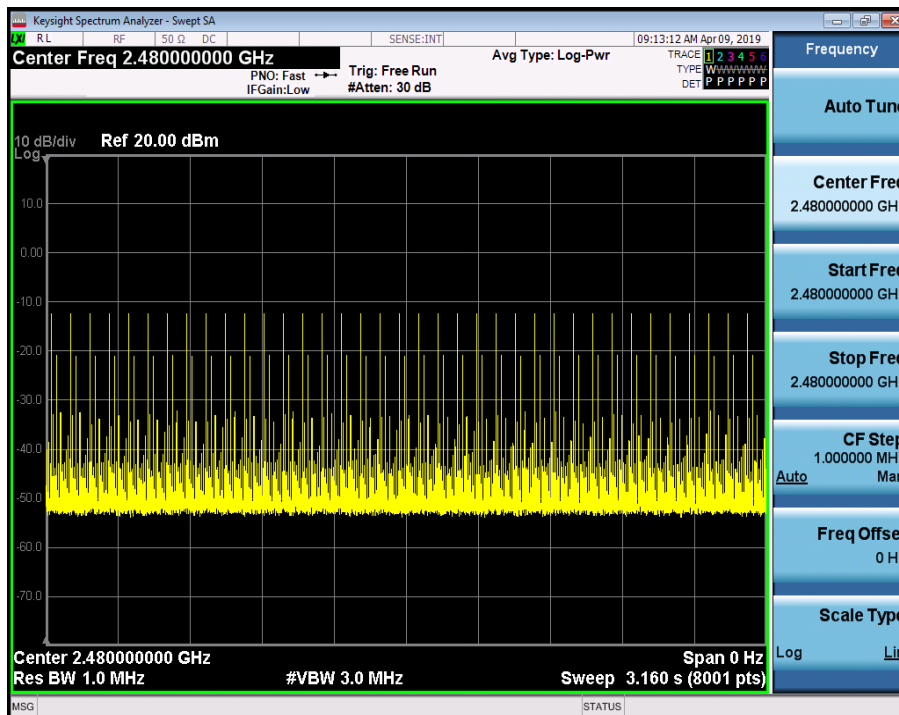
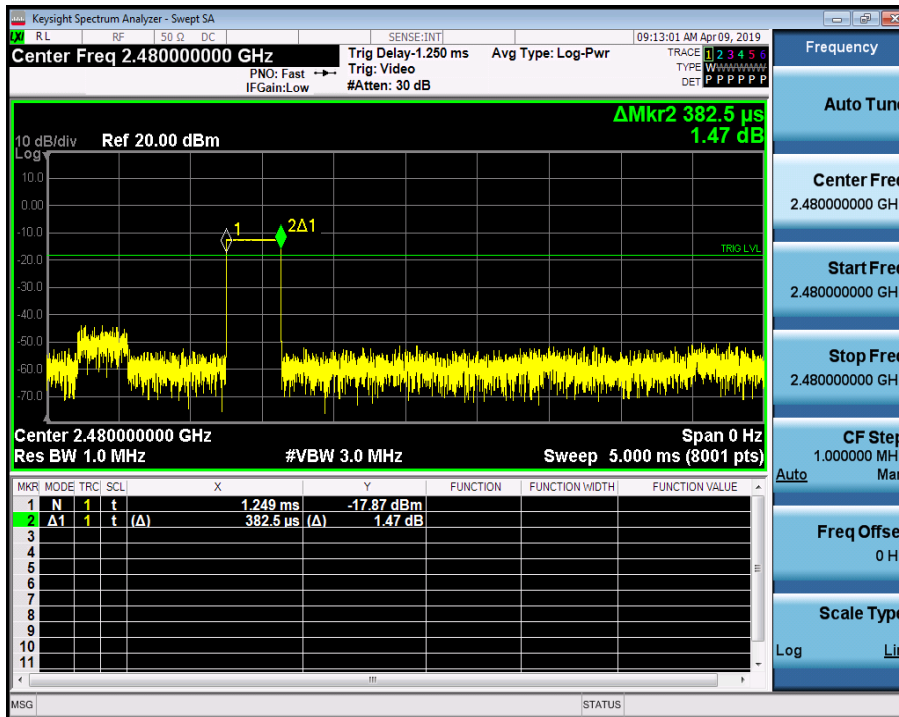


Unless otherwise agreed in writing, this document is issued by the Company subject to its General Conditions of Service printed overleaf, available on request or accessible at <http://www.sgs.com/en/Terms-and-Conditions.aspx> and, for electronic format documents, subject to Terms and Conditions for Electronic Documents at <http://www.sgs.com/en/Terms-and-Conditions/Terms-e-Document.aspx>. Attention is drawn to the limitation of liability, indemnification and jurisdiction issues defined therein. Any holder of this document is advised that information contained hereon reflects the Company's findings at the time of its intervention only and within the limits of Client's instructions, if any. The Company's sole responsibility is to its Client and this document does not exonerate parties to a transaction from exercising all their rights and obligations under the transaction documents. This document cannot be reproduced except in full, without prior written approval of the Company. Any unauthorized alteration, forgery or falsification of the content or appearance of this document is unlawful and offenders may be prosecuted to the fullest extent of the law. Unless otherwise stated the results shown in this test report refer only to the sample(s) tested and such sample(s) are retained for 30 days only.

Attention: To check the authenticity of testing/inspection report & certificate, please contact us at telephone: (86-755) 8307 1443, or email: [CN.Doccheck@sgs.com](mailto:CN.Doccheck@sgs.com)

SGS-CSTC Standards Technical Services Co., Ltd. No.138 Xizhu Road, Science Park, Guangzhou Economic & Technology Development District, Guangzhou, China 510663 | (86-20) 82155555 | (86-20) 82075058 | [www.sgs.com](http://www.sgs.com)  
Guangzhou Branch: 3800 Science City Road, Guangzhou, China 510663 | (86-20) 82155555 | (86-20) 82075058 | [sgs.china@sgs.com](mailto:sgs.china@sgs.com)

### Dwell Time\_DH1\_2480



Unless otherwise agreed in writing, this document is issued by the Company subject to its General Conditions of Service printed overleaf, available on request or accessible at <http://www.sgs.com/en/Terms-and-Conditions.aspx> and, for electronic format documents, subject to Terms and Conditions for Electronic Documents at <http://www.sgs.com/en/Terms-and-Conditions/Terms-e-Documents.aspx>. Attention is drawn to the limitation of liability, indemnification and jurisdiction issues defined therein. Any holder of this document is advised that information contained hereon reflects the Company's findings at the time of its intervention only and within the limits of Client's instructions, if any. The Company's sole responsibility is to its Client and this document does not exonerate parties to a transaction from exercising all their rights and obligations under the transaction documents. This document cannot be reproduced except in full, without prior written approval of the Company. Any unauthorized alteration, forgery or falsification of the content or appearance of this document is unlawful and offenders may be prosecuted to the fullest extent of the law. Unless otherwise stated the results shown in this test report refer only to the sample(s) tested and such sample(s) are retained for 30 days only.

Attention: To check the authenticity of testing/inspection report & certificate, please contact us at telephone: (86-755) 8307 1443, or email: [CN.Doccheck@sgs.com](mailto:CN.Doccheck@sgs.com)

SGS-CSTC Standards Technical Services Co., Ltd. No.138 Mahe Road, Sakech Park, Guangzhou Economic & Technology Development District, Guangzhou, China 510663 | (86-20) 82155555 | (86-20) 82075058 | [www.sgs.com](http://www.sgs.com)  
Guangzhou Branch (CMAF) CMAF Laboratory 中国·广州·经济技术开发区科学城科珠路198号 邮编: 510663 | (86-20) 82155555 | (86-20) 82075058 | [sgs.china@sgs.com](mailto:sgs.china@sgs.com)