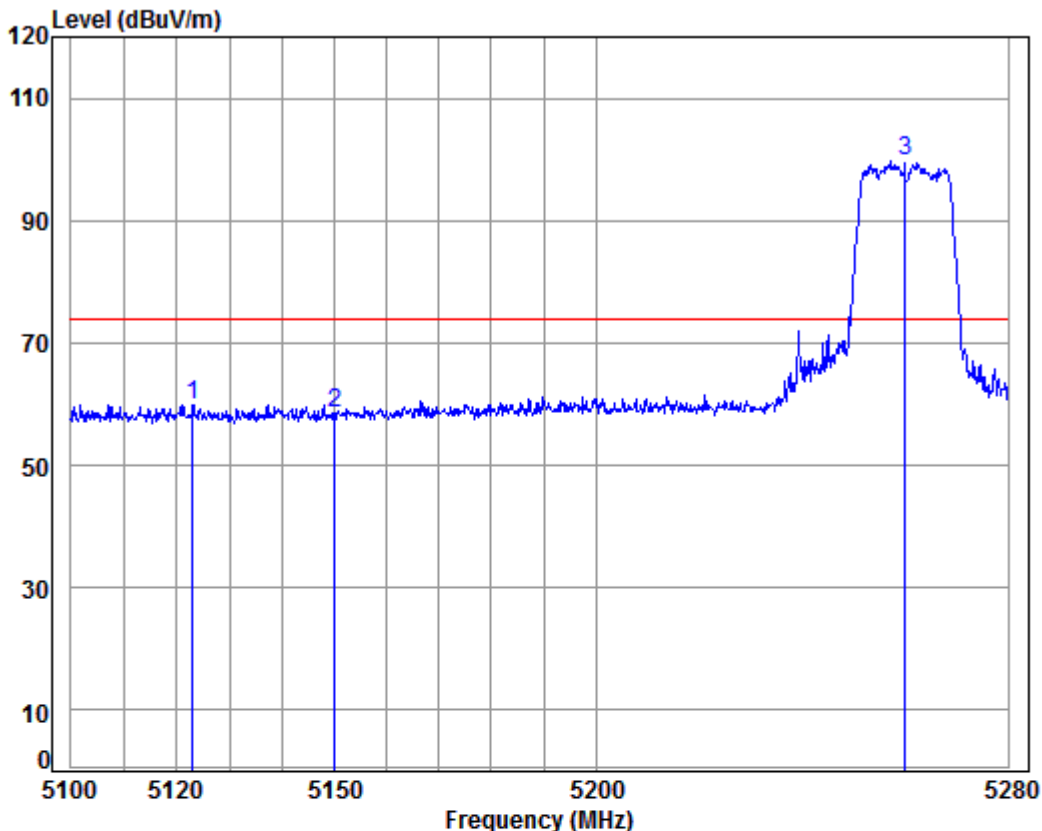




Mode:n; Polarization:Horizontal; Modulation Type:802.11ac; bandwidth:20MHz; Channel:Low

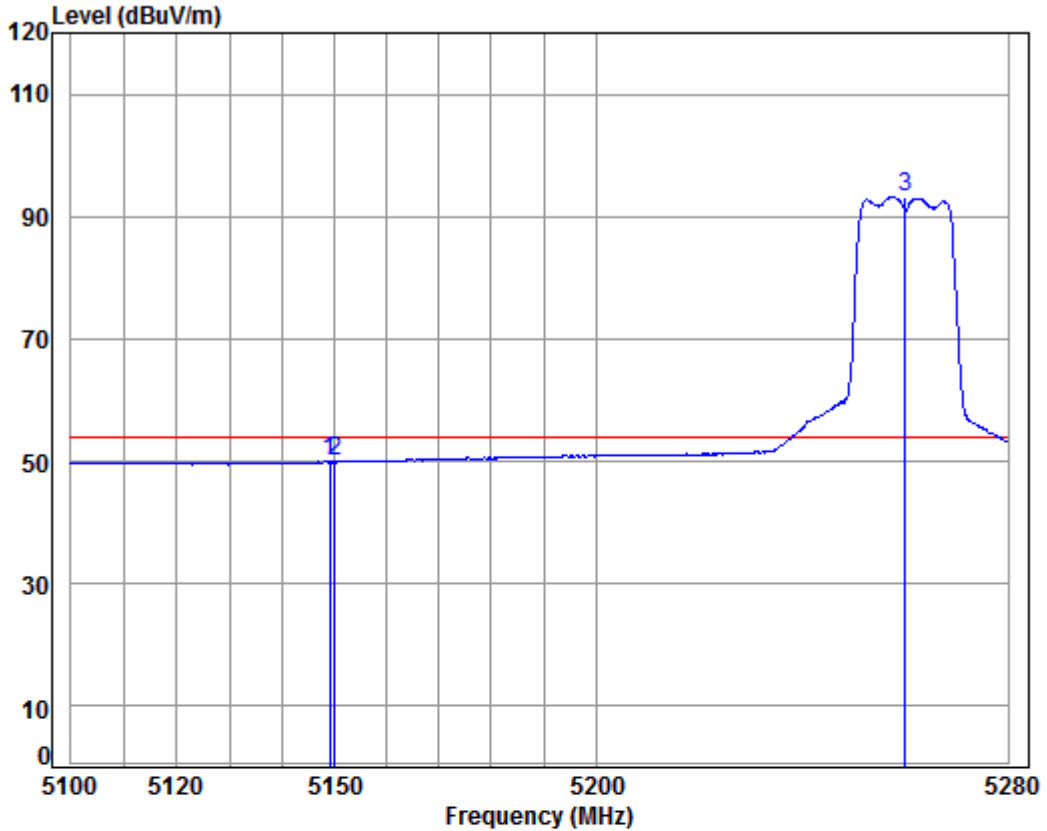


Condition: 3m HORIZONTAL
Job No : 07676CR/07677CR
Mode : 5260 Band edge
: 5G WIFI 11AC20

	Freq	Cable Loss	Ant Factor	Preamplifier	Read Level	Limit Level	Over Limit	Remark
	MHz	dB	dB/m	dB	dBuV	dBuV/m	dBuV/m	dB
1	5123.048	8.28	34.47	38.47	55.70	59.98	74.00	-14.02 peak
2	5150.000	8.33	34.47	38.47	54.34	58.67	74.00	-15.33 peak
3 pp	5260.000	8.49	34.45	38.44	95.16	99.66	74.00	25.66 peak



Mode:n; Polarization:Horizontal; Modulation Type:802.11ac; bandwidth:20MHz; Channel:Low

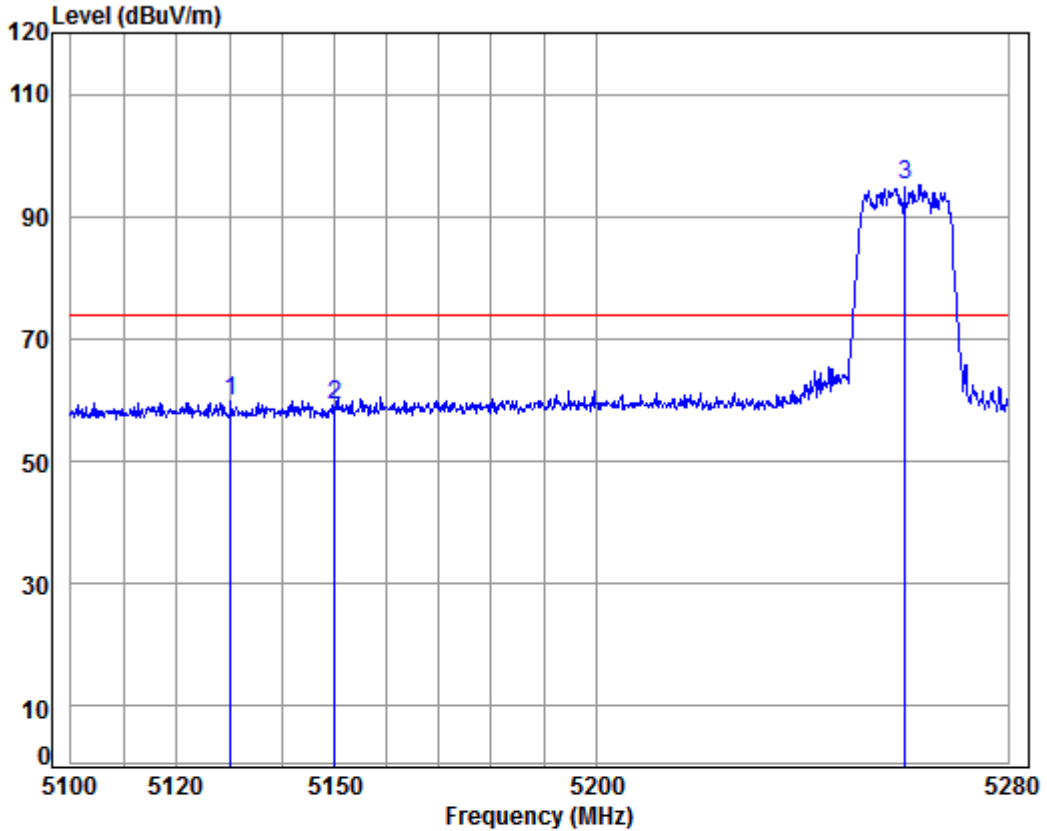


Condition: 3m HORIZONTAL
Job No : 07676CR/07677CR
Mode : 5260 Band edge
: 5G WIFI 11AC20

	Freq	Cable Loss	Ant Factor	Preamp Factor	Read Level	Limit Level	Over Line	Remark
	MHz	dB	dB/m	dB	dBuV	dBuV/m	dBuV/m	dB
1	5149.058	8.32	34.47	38.47	45.62	49.94	54.00	-4.06 Average
2	5150.000	8.33	34.47	38.47	45.61	49.94	54.00	-4.06 Average
3 pp	5260.000	8.49	34.45	38.44	88.79	93.29	54.00	39.29 Average



Mode:n; Polarization:Vertical; Modulation Type:802.11ac; bandwidth:20MHz; Channel:Low

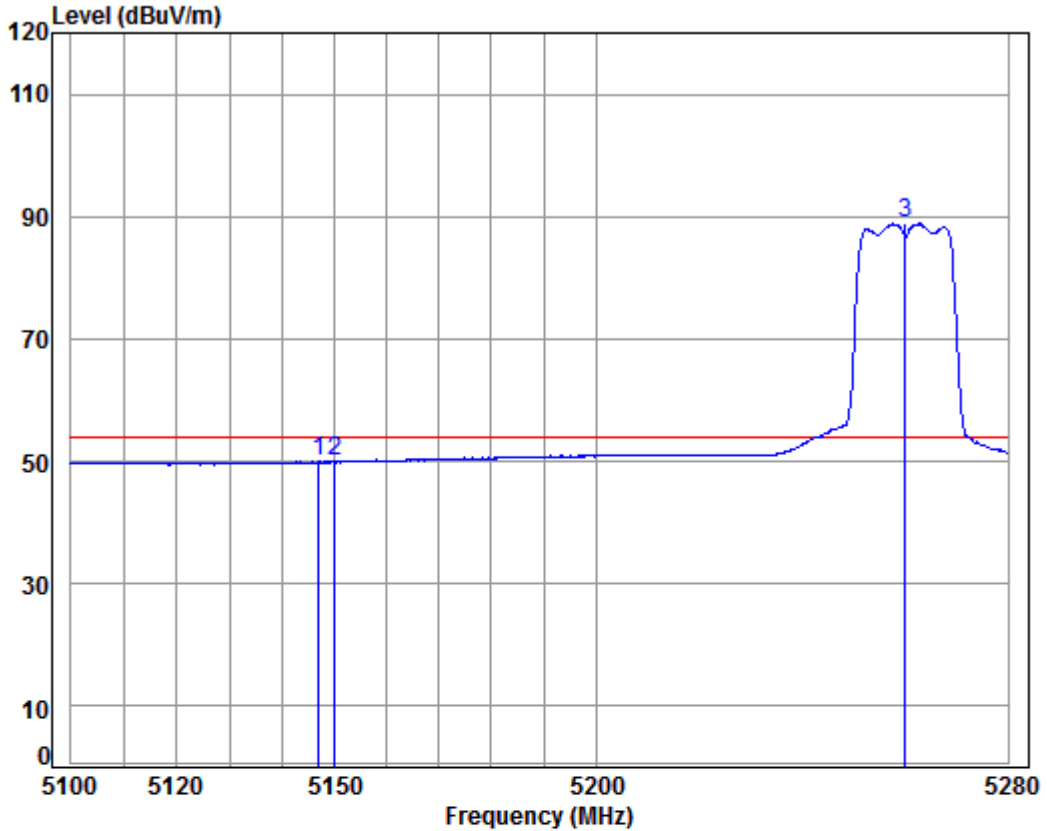


Condition: 3m VERTICAL
Job No : 07676CR/07677CR
Mode : 5260 Band edge
: 5G WIFI 11AC20

	Freq	Cable Loss	Ant Factor	Preamplifier	Read Level	Limit Level	Over Limit	Remark
	MHz	dB	dB/m	dB	dBuV	dBuV/m	dBuV/m	dB
1	5130.339	8.30	34.47	38.47	55.42	59.72	74.00	-14.28 Peak
2	5150.000	8.33	34.47	38.47	54.84	59.17	74.00	-14.83 Peak
3 pp	5260.000	8.49	34.45	38.44	90.57	95.07	74.00	21.07 Peak



Mode:n; Polarization:Vertical; Modulation Type:802.11ac; bandwidth:20MHz; Channel:Low

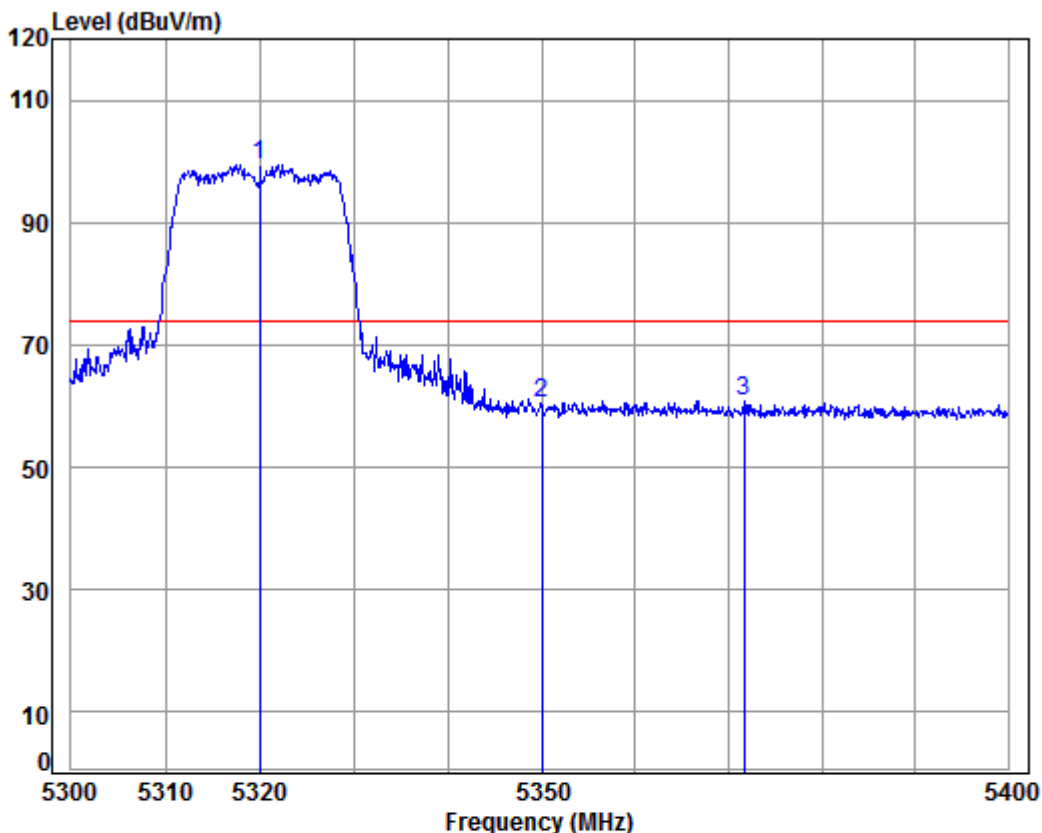


Condition: 3m VERTICAL
Job No : 07676CR/07677CR
Mode : 5260 Band edge
: 5G WIFI 11AC20

	Freq	Cable Loss	Ant Factor	Preamplifier	Read Level	Limit Level	Over Limit	Remark
	MHz	dB	dB/m	dB	dBuV	dBuV/m	dBuV/m	dB
1	5147.094	8.32	34.47	38.47	45.62	49.94	54.00	-4.06 Average
2	5150.000	8.33	34.47	38.47	45.59	49.92	54.00	-4.08 Average
3 pp	5260.000	8.49	34.45	38.44	84.33	88.83	54.00	34.83 Average



Mode:n; Polarization:Horizontal; Modulation Type:802.11ac; bandwidth:20MHz; Channel:High

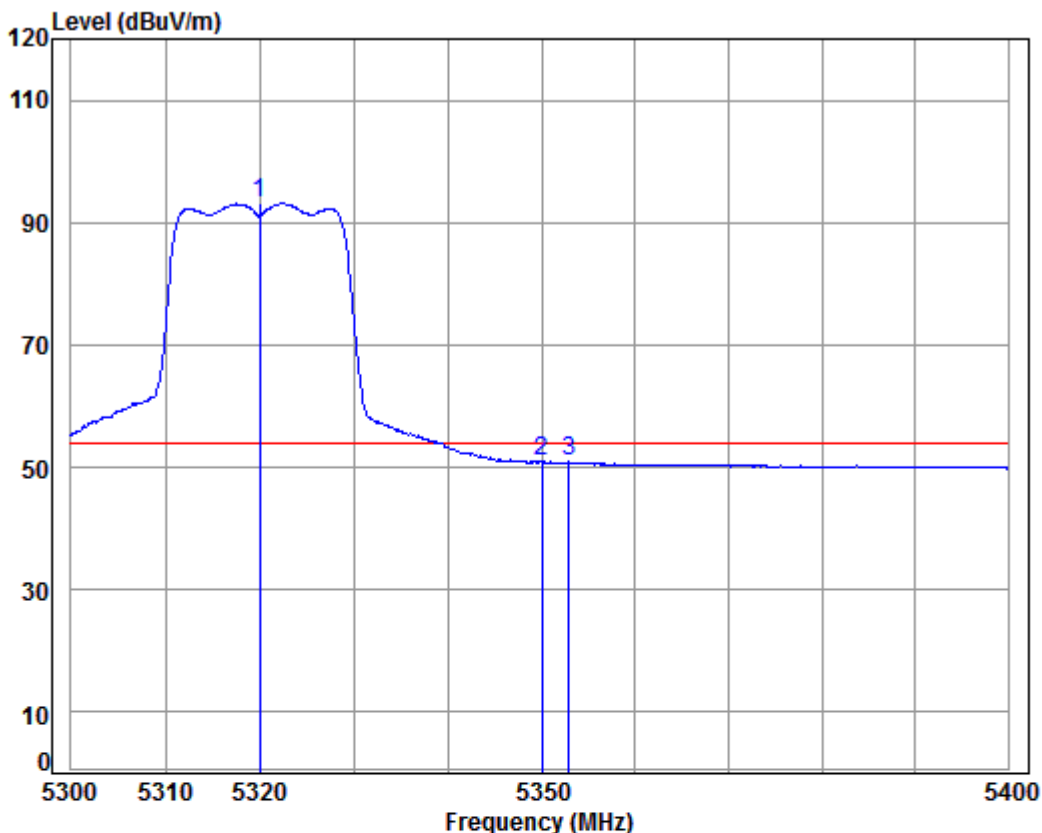


Condition: 3m HORIZONTAL
Job No : 07676CR/07677CR
Mode : 5320 Band edge
: 5G WIFI 11AC20

	Freq	Cable Loss	Ant Factor	Preamp Factor	Read Level	Limit Level	Over Limit	Remark
	MHz	dB	dB/m	dB	dBuV	dBuV/m	dBuV/m	dB
1 pp	5320.000	8.58	34.43	38.43	94.96	99.54	74.00	25.54 peak
2	5350.000	8.63	34.43	38.43	55.73	60.36	74.00	-13.64 peak
3	5371.610	8.66	34.42	38.42	56.21	60.87	74.00	-13.13 peak



Mode:n; Polarization:Horizontal; Modulation Type:802.11ac; bandwidth:20MHz; Channel:High

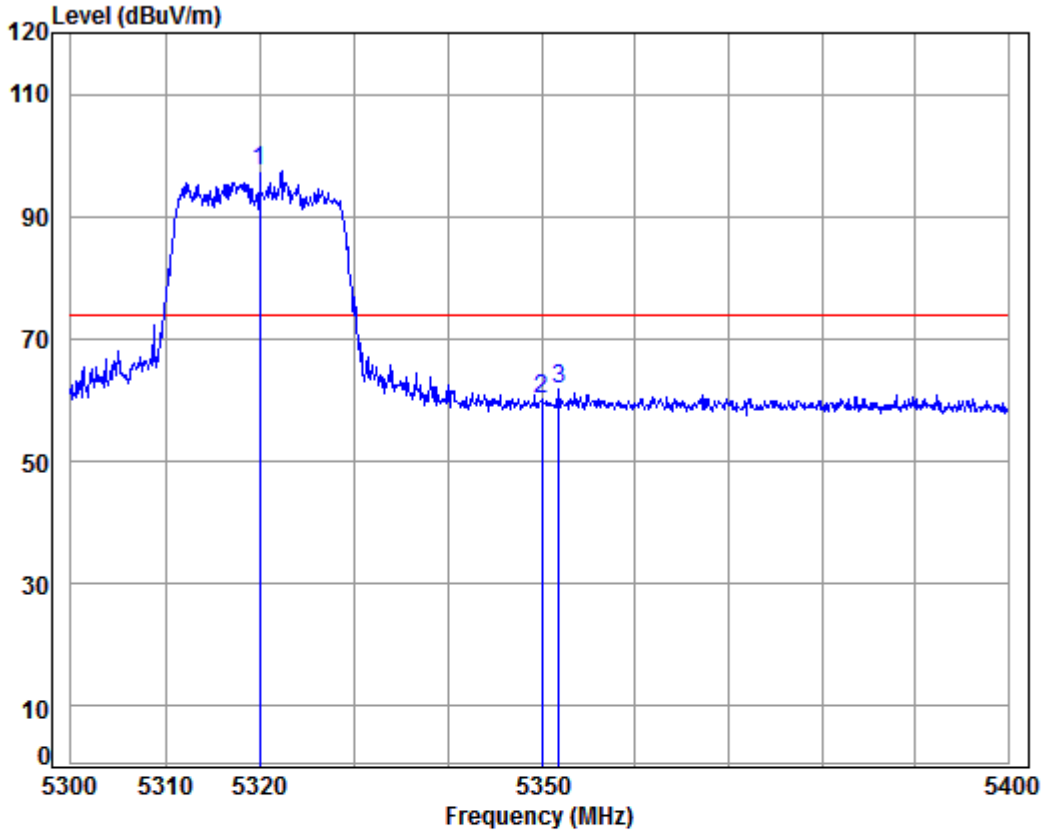


Condition: 3m HORIZONTAL
Job No : 07676CR/07677CR
Mode : 5320 Band edge
: 5G WIFI 11AC20

	Freq	Cable Loss	Ant Factor	Preamplifier	Read Level	Limit Level	Over Limit	Remark
	MHz	dB	dB/m	dB	dBuV	dBuV/m	dB	
1 pp	5320.000	8.58	34.43	38.43	88.49	93.07	54.00	39.07 Average
2	5350.000	8.63	34.43	38.43	46.30	50.93	54.00	-3.07 Average
3	5352.867	8.63	34.43	38.43	46.26	50.89	54.00	-3.11 Average



Mode:n; Polarization:Vertical; Modulation Type:802.11ac; bandwidth:20MHz; Channel:High

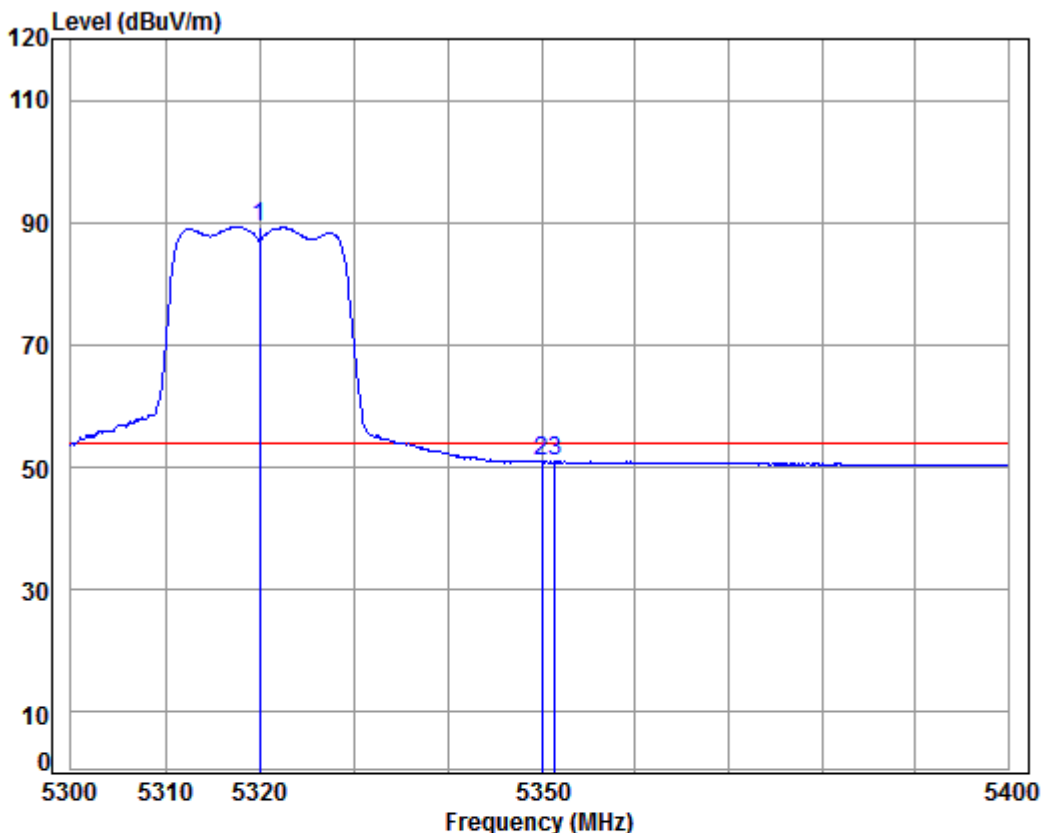


Condition: 3m VERTICAL
Job No : 07676CR/07677CR
Mode : 5320 Band edge
: 5G WIFI 11AC20

	Freq	Cable Loss	Ant Factor	Preamplifier	Read Level	Limit Level	Over Limit	Remark
	MHz	dB	dB/m	dB	dBuV	dBuV/m	dBuV/m	dB
1 pp	5320.000	8.58	34.43	38.43	92.76	97.34	74.00	23.34 Peak
2	5350.000	8.63	34.43	38.43	55.60	60.23	74.00	-13.77 Peak
3	5351.867	8.63	34.43	38.43	57.32	61.95	74.00	-12.05 Peak



Mode:n; Polarization:Vertical; Modulation Type:802.11ac; bandwidth:20MHz; Channel:High

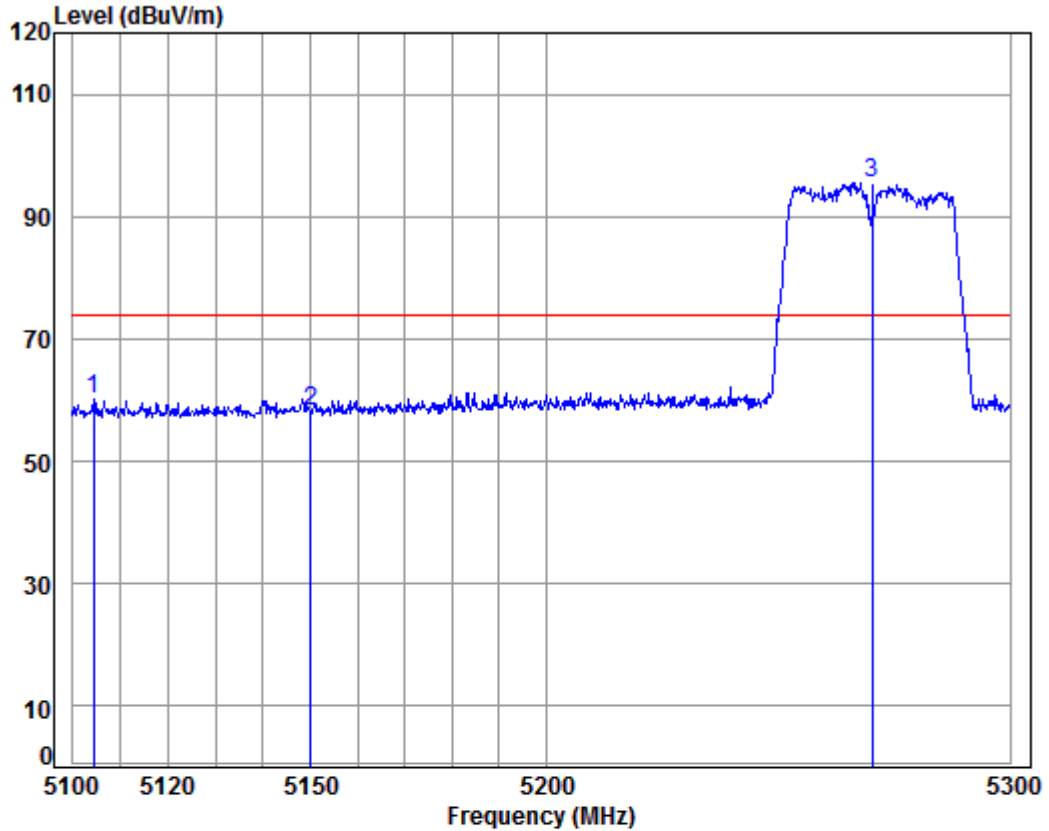


Condition: 3m VERTICAL
Job No : 07676CR/07677CR
Mode : 5320 Band edge
: 5G WIFI 11AC20

	Freq	Cable Loss	Ant Factor	Preamplifier	Read Level	Limit Level	Over Limit	Remark
	MHz	dB	dB/m	dB	dBuV	dBuV/m	dBuV/m	dB
1 pp	5320.000	8.58	34.43	38.43	84.70	89.28	54.00	35.28 Average
2	5350.000	8.63	34.43	38.43	46.31	50.94	54.00	-3.06 Average
3	5351.467	8.63	34.43	38.43	46.31	50.94	54.00	-3.06 Average



Mode:n; Polarization:Horizontal; Modulation Type:802.11ac; bandwidth:40MHz; Channel:Low

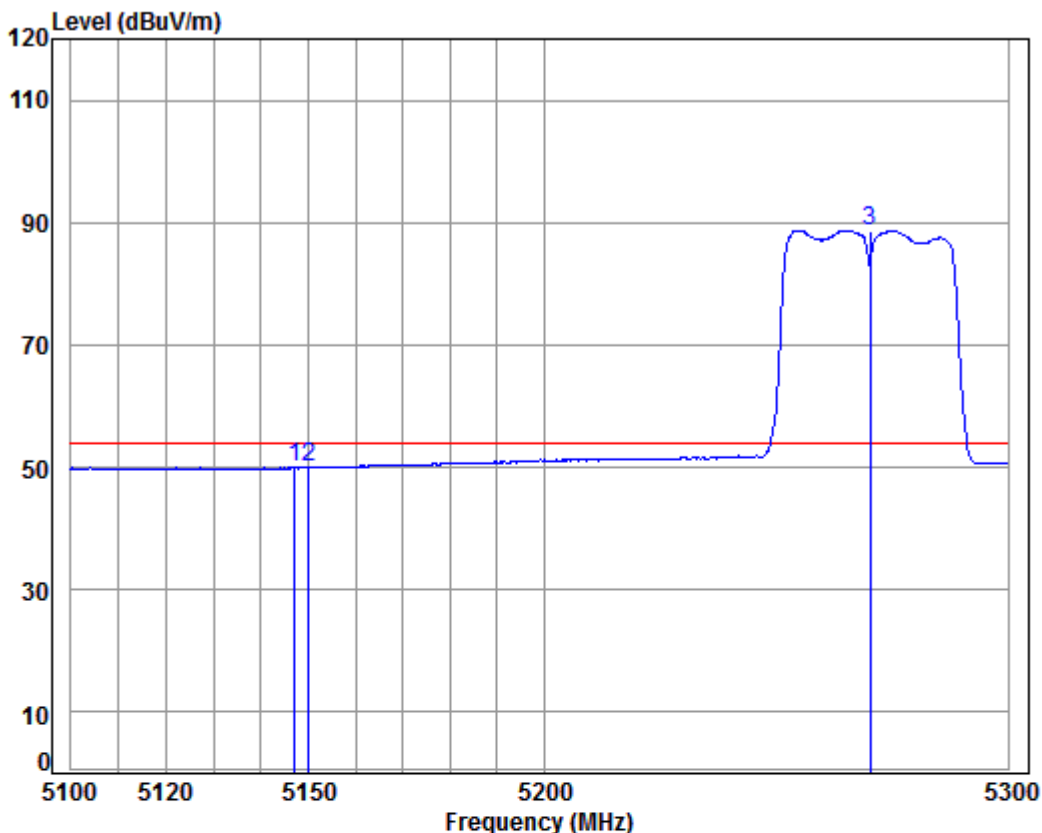


Condition: 3m HORIZONTAL
Job No : 07676CR/07677CR
Mode : 5270 Band edge
: 5G WIFI 11AC40

	Freq	Cable Loss	Ant Factor	Preamplifier	Read Level	Limit Level	Over Limit	Remark
	MHz	dB	dB/m	dB	dBuV	dBuV/m	dBuV/m	dB
1	5104.318	8.25	34.48	38.48	55.87	60.12	74.00	-13.88 peak
2	5150.000	8.33	34.47	38.47	53.90	58.23	74.00	-15.77 peak
3 pp	5270.000	8.51	34.44	38.44	90.91	95.42	74.00	21.42 peak



Mode:n; Polarization:Horizontal; Modulation Type:802.11ac; bandwidth:40MHz; Channel:Low

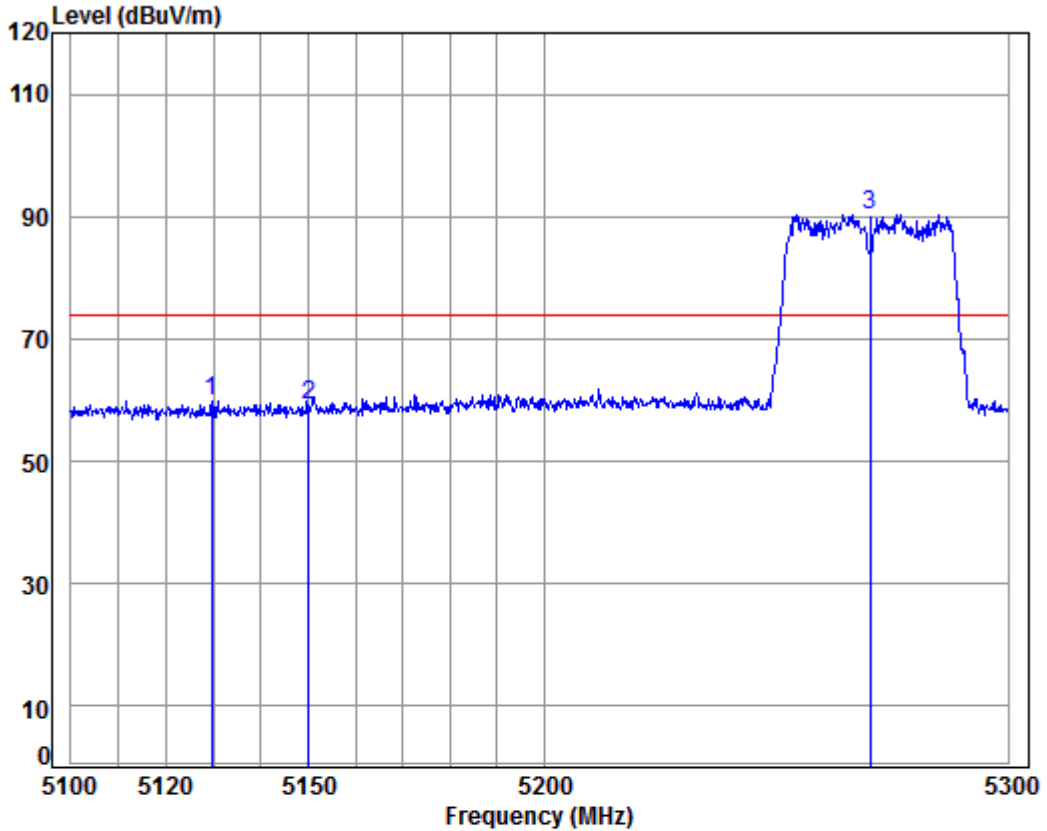


Condition: 3m HORIZONTAL
Job No : 07676CR/07677CR
Mode : 5270 Band edge
: 5G WIFI 11AC40

	Freq	Cable Loss	Ant Factor	Preamplifier	Read Level	Limit Level	Over Limit	Remark
	MHz	dB	dB/m	dB	dBuV	dBuV/m	dBuV/m	dB
1	5147.103	8.32	34.47	38.47	45.69	50.01	54.00	-3.99 Average
2	5150.000	8.33	34.47	38.47	45.64	49.97	54.00	-4.03 Average
3	pp 5270.000	8.51	34.44	38.44	84.20	88.71	54.00	34.71 Average



Mode:n; Polarization:Vertical; Modulation Type:802.11ac; bandwidth:40MHz; Channel:Low

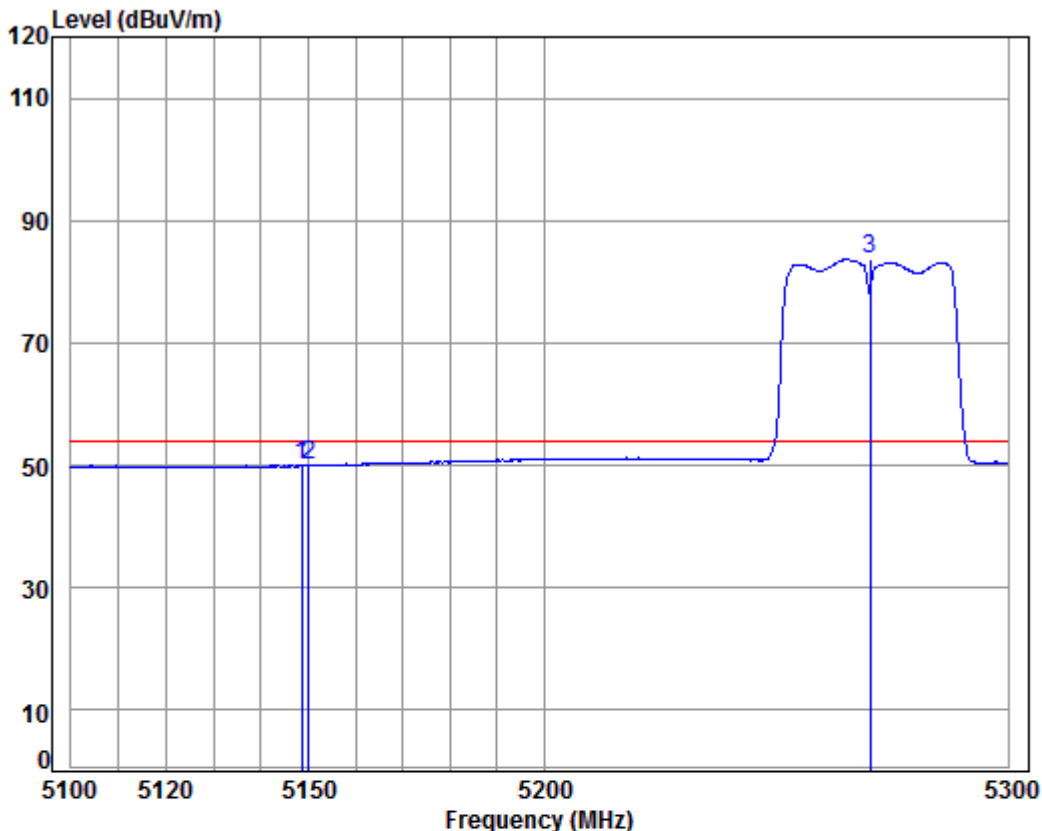


Condition: 3m VERTICAL
Job No : 07676CR/07677CR
Mode : 5270 Band edge
: 5G WIFI 11AC40

	Freq	Cable Loss	Ant Factor	Preamp Factor	Read Level	Limit Level	Over Line	Remark
	MHz	dB	dB/m	dB	dBuV	dBuV/m	dBuV/m	dB
1	5129.512	8.29	34.47	38.47	55.49	59.78	74.00	-14.22 Peak
2	5150.000	8.33	34.47	38.47	54.80	59.13	74.00	-14.87 Peak
3 pp	5270.000	8.51	34.44	38.44	85.88	90.39	74.00	16.39 Peak



Mode:n; Polarization:Vertical; Modulation Type:802.11ac; bandwidth:40MHz; Channel:Low

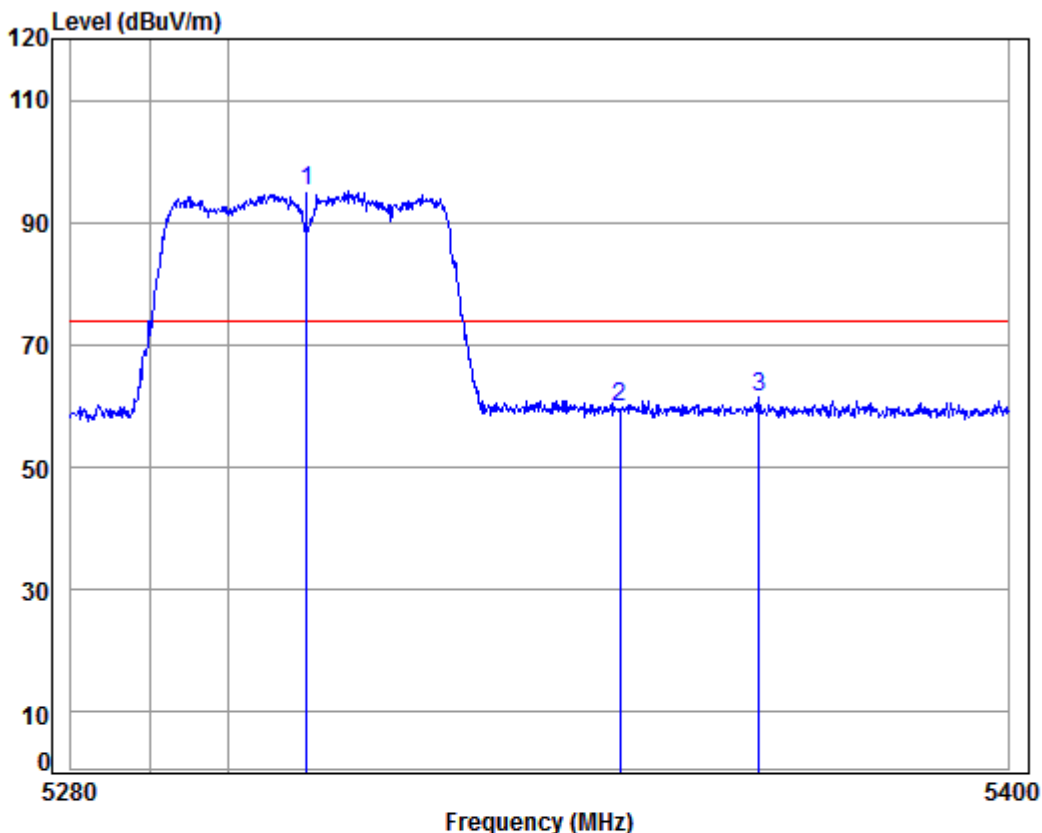


Condition: 3m VERTICAL
Job No : 07676CR/07677CR
Mode : 5270 Band edge
: 5G WIFI 11AC40

	Freq	Cable Loss	Ant Factor	Preamplifier	Read Level	Limit Level	Over Limit	Remark
	MHz	dB	dB/m	dB	dBuV	dBuV/m	dB	
1	5148.489	8.32	34.47	38.47	45.68	50.00	-4.00	Average
2	5150.000	8.33	34.47	38.47	45.60	49.93	-4.07	Average
3 pp	5270.000	8.51	34.44	38.44	79.14	83.65	29.65	Average



Mode:n; Polarization:Horizontal; Modulation Type:802.11ac; bandwidth:40MHz; Channel:High

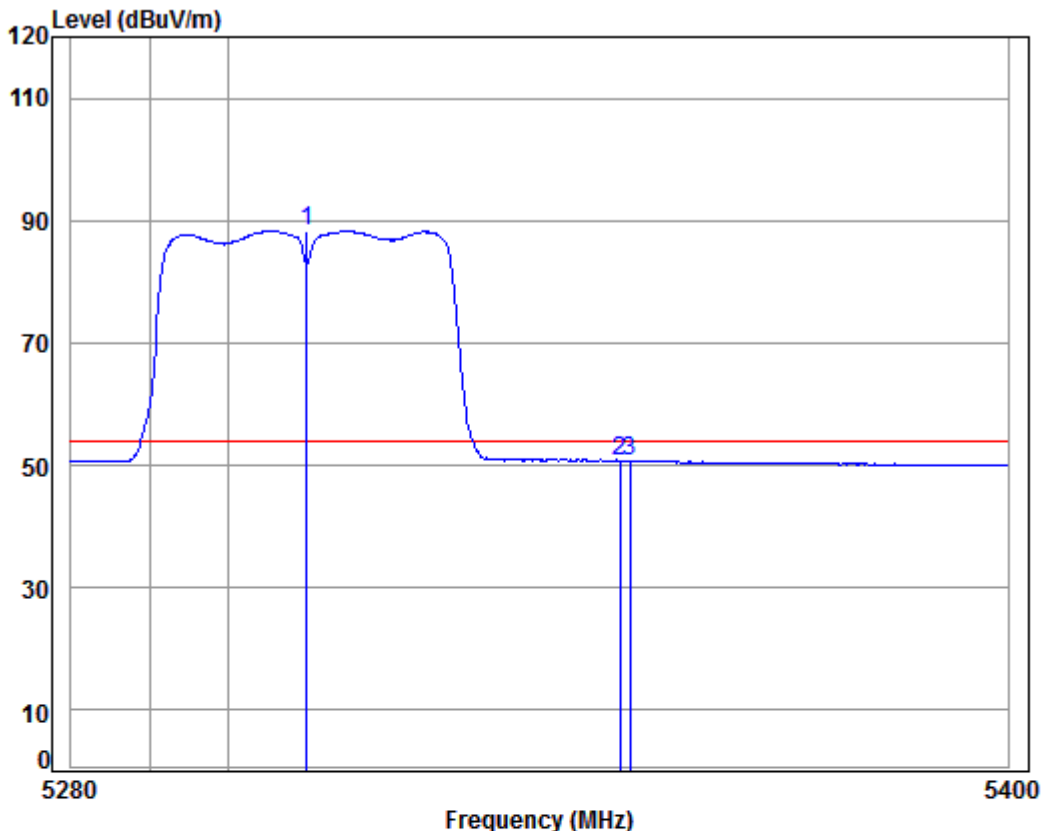


Condition: 3m HORIZONTAL
Job No : 07676CR/07677CR
Mode : 5310 Band edge
: 5G WIFI 11AC40

	Freq	Cable Loss	Ant Factor	Preamplifier	Read Level	Limit Level	Over Limit	Remark
	MHz	dB	dB/m	dB	dBuV	dBuV/m	dBuV/m	dB
1 pp	5310.000	8.57	34.44	38.43	90.56	95.14	74.00	21.14 peak
2	5350.000	8.63	34.43	38.43	55.31	59.94	74.00	-14.06 peak
3	5367.816	8.66	34.43	38.42	56.68	61.35	74.00	-12.65 peak



Mode:n; Polarization:Horizontal; Modulation Type:802.11ac; bandwidth:40MHz; Channel:High

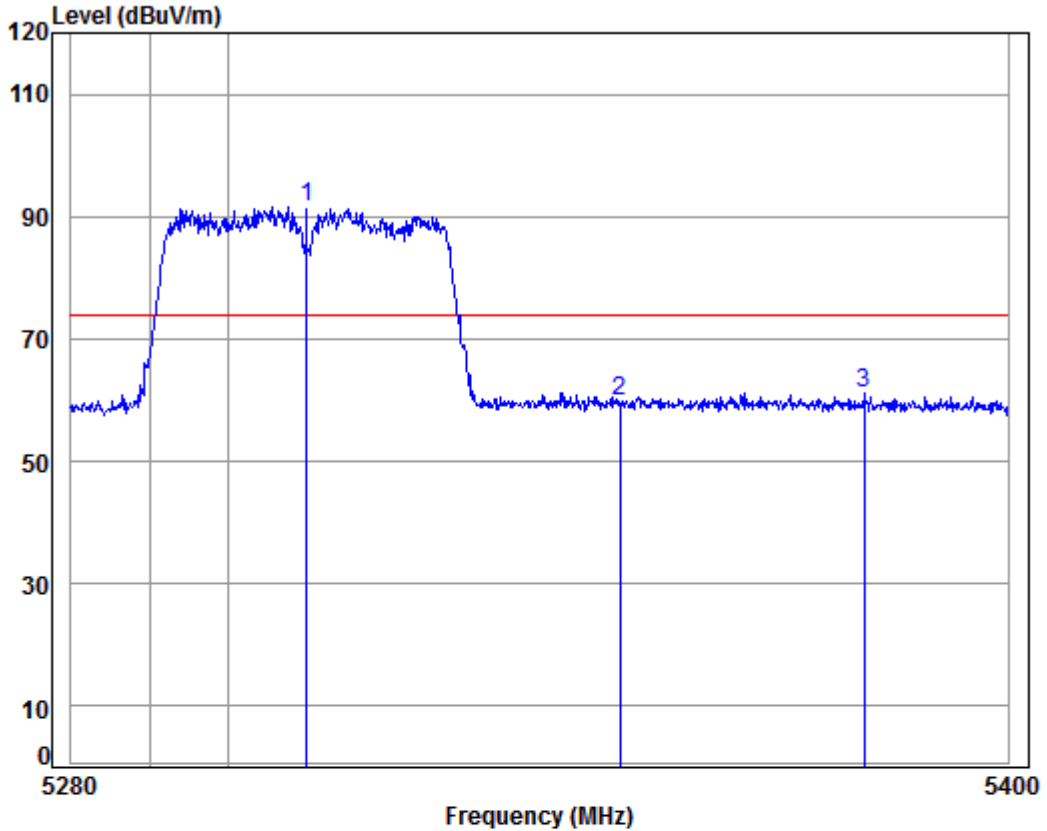


Condition: 3m HORIZONTAL
Job No : 07676CR/07677CR
Mode : 5310 Band edge
: 5G WIFI 11AC40

		Cable	Ant	Preamp	Read	Limit	Over	
	Freq	Loss	Factor	Factor	Level	Level	Line	Limit Remark
	MHz	dB	dB/m	dB	dBuV	dBuV/m	dBuV/m	dB
1 pp	5310.000	8.57	34.44	38.43	83.70	88.28	54.00	34.28 Average
2	5350.000	8.63	34.43	38.43	46.13	50.76	54.00	-3.24 Average
3	5351.315	8.63	34.43	38.43	46.20	50.83	54.00	-3.17 Average



Mode:n; Polarization:Vertical; Modulation Type:802.11ac; bandwidth:40MHz; Channel:High

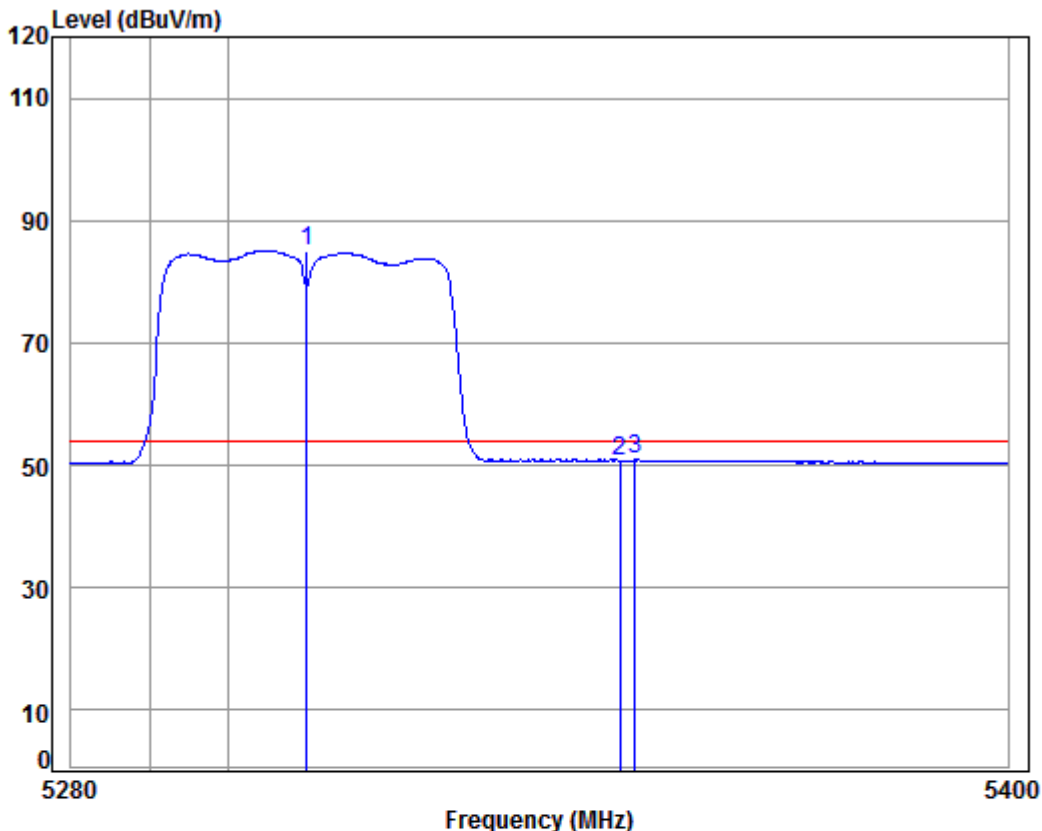


Condition: 3m VERTICAL
Job No : 07676CR/07677CR
Mode : 5310 Band edge
: 5G WIFI 11AC40

	Freq	Cable Loss	Ant Factor	Preamplifier	Read Level	Limit	Over	Remark
	MHz	dB	dB/m	dB	dBuV	dBuV/m	dB	
1 pp	5310.000	8.57	34.44	38.43	87.04	74.00	17.62	Peak
2	5350.000	8.63	34.43	38.43	55.27	74.00	-14.10	Peak
3	5381.344	8.68	34.42	38.42	56.38	74.00	-12.94	Peak



Mode:n; Polarization:Vertical; Modulation Type:802.11ac; bandwidth:40MHz; Channel:High

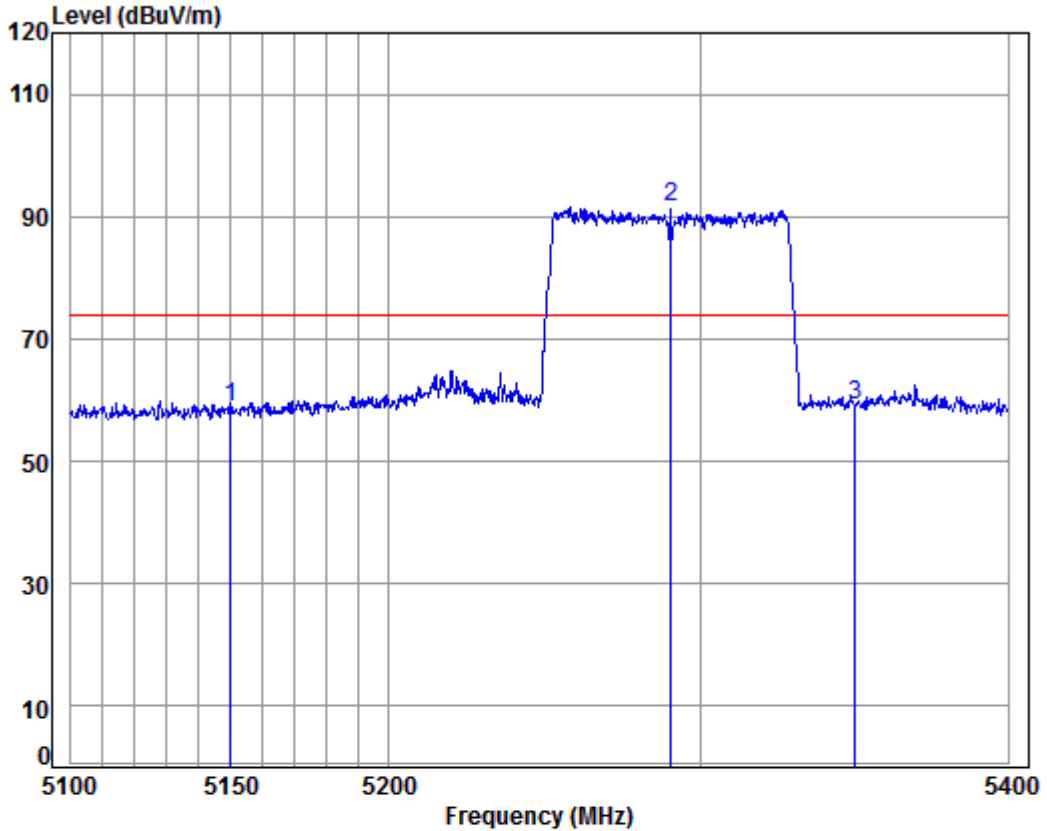


Condition: 3m VERTICAL
Job No : 07676CR/07677CR
Mode : 5310 Band edge
: 5G WIFI 11AC40

		Cable	Ant	Preamp	Read	Limit	Over	
	Freq	Loss	Factor	Factor	Level	Level	Line	Limit
	MHz	dB	dB/m	dB	dBuV	dBuV/m	dBuV/m	dB
1 pp	5310.000	8.57	34.44	38.43	80.48	85.06	54.00	31.06 Average
2	5350.000	8.63	34.43	38.43	46.19	50.82	54.00	-3.18 Average
3	5351.917	8.63	34.43	38.43	46.26	50.89	54.00	-3.11 Average



Mode:n; Polarization:Horizontal; Modulation Type:802.11ac; bandwidth:80MHz; Channel:Middle

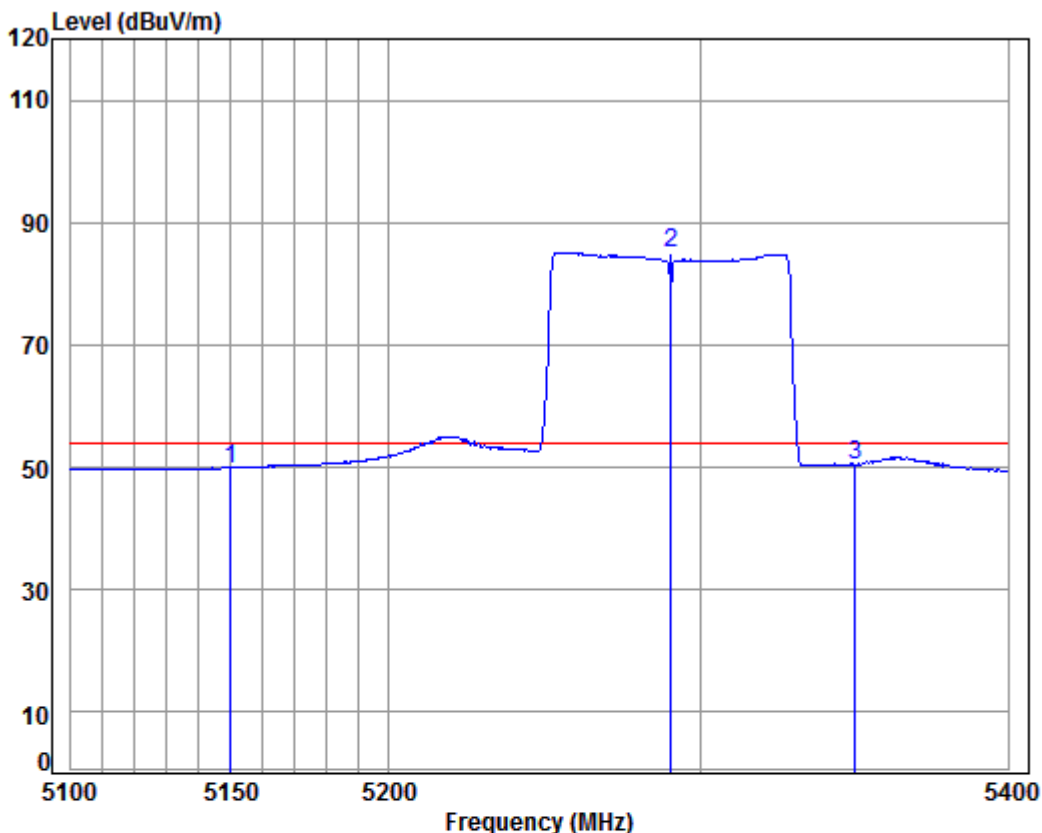


Condition: 3m HORIZONTAL
Job No : 07676CR/07677CR
Mode : 5290 Band edge
: 5G WIFI 11AC80

	Freq	Cable Loss	Ant Factor	Preamplifier	Read Level	Limit Line	Over Limit	Remark
	MHz	dB	dB/m	dB	dBuV	dBuV/m	dB	
1	5150.000	8.33	34.47	38.47	54.36	58.69	74.00	-15.31 peak
2	5290.000	8.54	34.44	38.44	86.88	91.42	74.00	17.42 peak
3	5350.000	8.63	34.43	38.43	54.63	59.26	74.00	-14.74 peak



Mode:n; Polarization:Horizontal; Modulation Type:802.11ac; bandwidth:80MHz; Channel:Middle

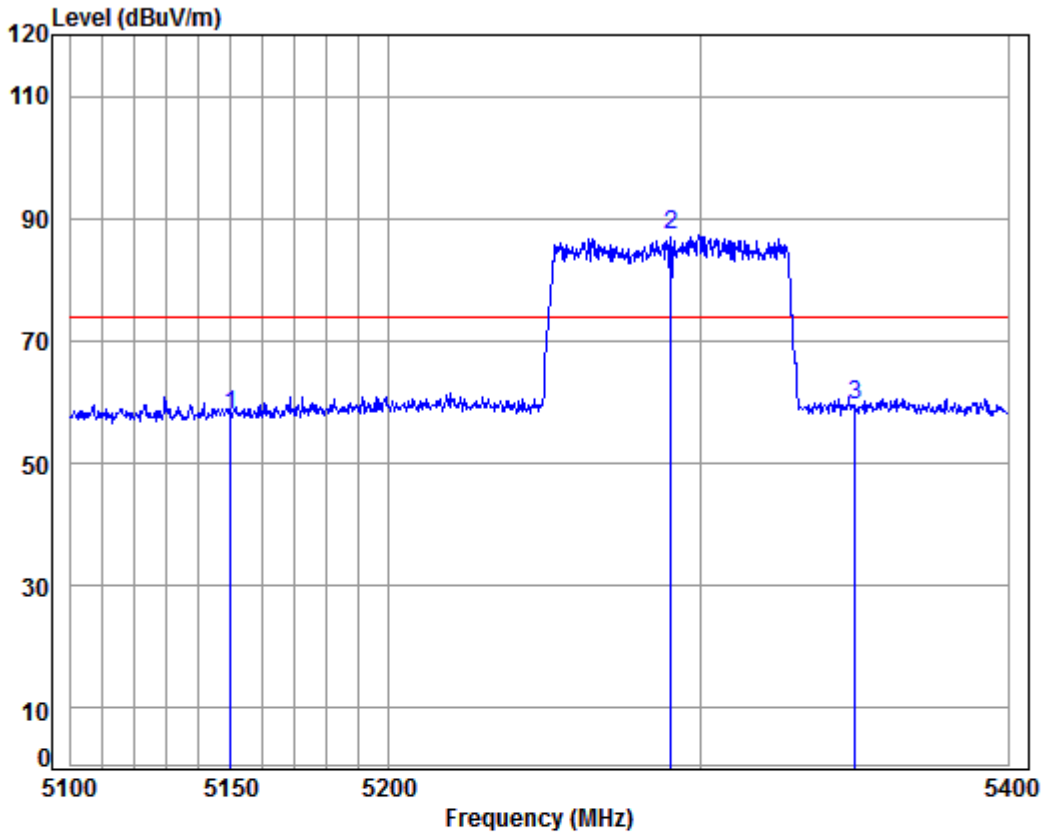


Condition: 3m HORIZONTAL
Job No : 07676CR/07677CR
Mode : 5290 Band edge
: 5G WIFI 11AC80

	Freq	Cable Loss	Ant Factor	Preamp Factor	Read Level	Limit Line	Over Limit	Remark
	MHz	dB	dB/m	dB	dBuV	dBuV/m	dB	
1	5150.000	8.33	34.47	38.47	45.53	54.00	-4.14	Average
2	5290.000	8.54	34.44	38.44	80.63	54.00	31.17	Average
3	5350.000	8.63	34.43	38.43	45.88	54.00	-3.49	Average



Mode:n; Polarization:Vertical; Modulation Type:802.11ac; bandwidth:80MHz; Channel:Middle

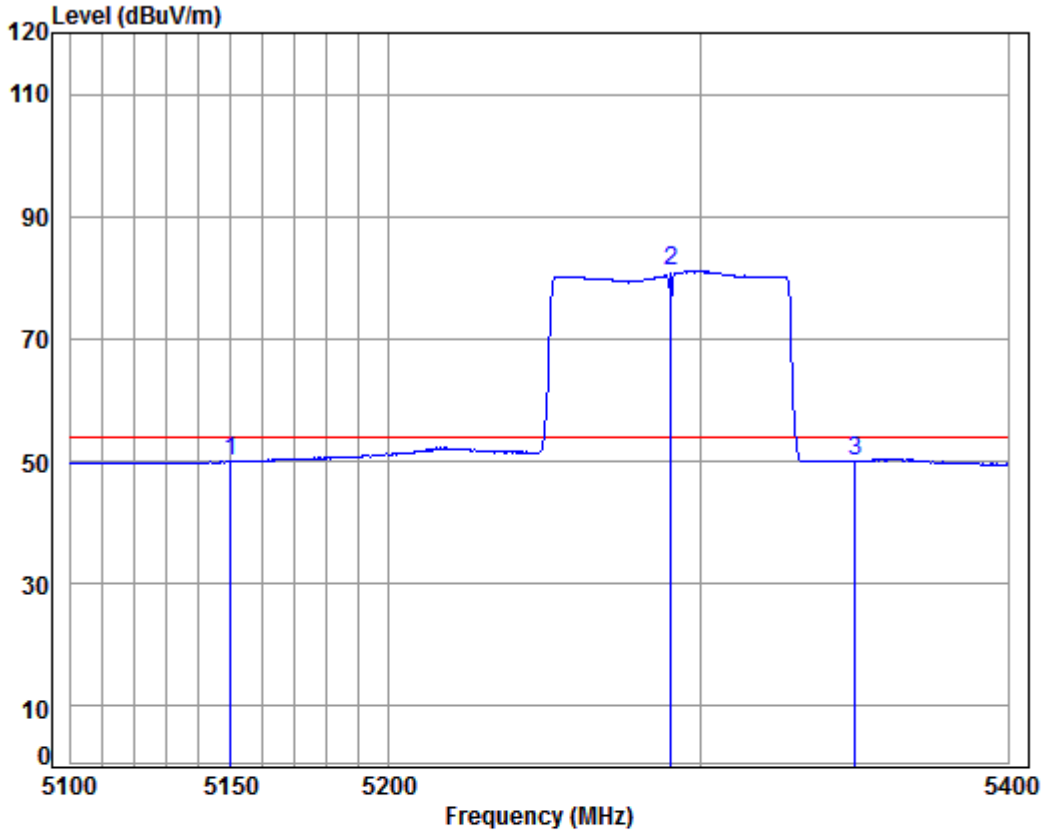


Condition: 3m VERTICAL
Job No : 07676CR/07677CR
Mode : 5290 Band edge
: 5G WIFI 11AC80

	Freq	Cable Loss	Ant Factor	Preamplifier	Read Level	Limit Line	Over Limit	Remark
	MHz	dB	dB/m	dB	dBuV	dBuV/m	dB	
1	5150.000	8.33	34.47	38.47	53.47	57.80	-16.20	Peak
2	5290.000	8.54	34.44	38.44	82.92	87.46	13.46	Peak
3	5350.000	8.63	34.43	38.43	54.78	59.41	-14.59	Peak



Mode:n; Polarization:Vertical; Modulation Type:802.11ac; bandwidth:80MHz; Channel:Middle

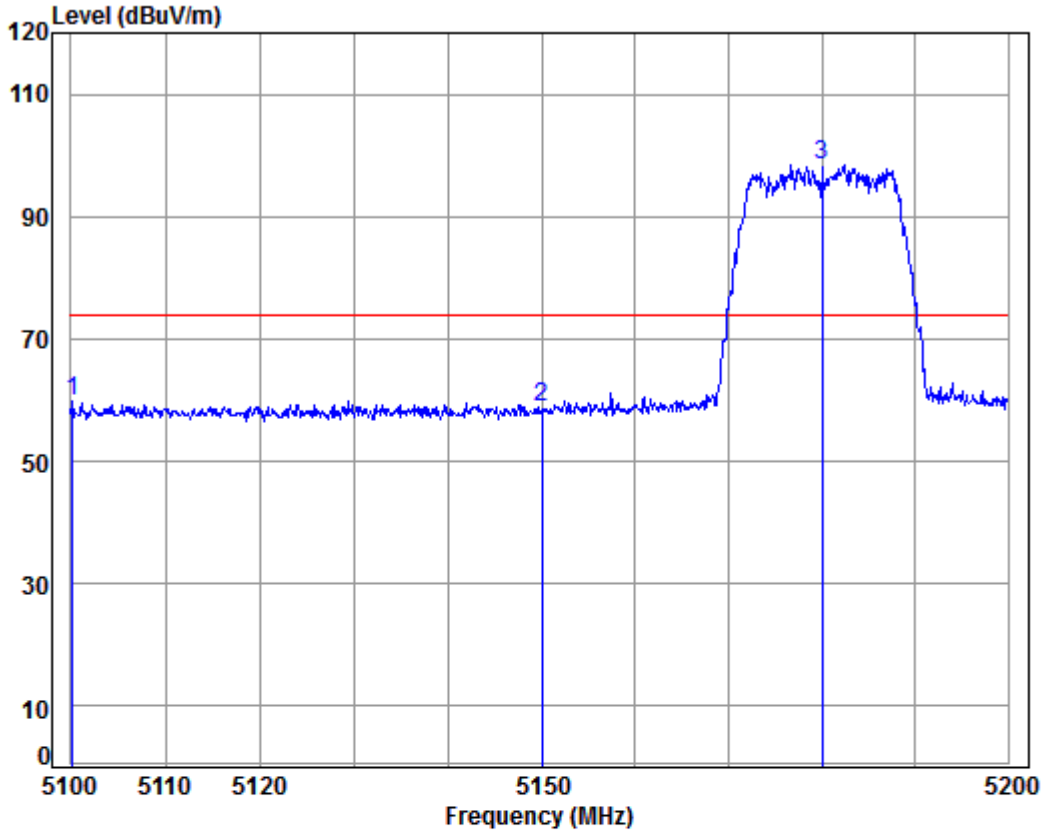


Condition: 3m VERTICAL
Job No : 07676CR/07677CR
Mode : 5290 Band edge
: 5G WIFI 11AC80

	Freq	Cable Loss	Ant Factor	Preamplifier	Read Level	Limit Line	Over Limit	Remark
	MHz	dB	dB/m	dB	dBuV	dBuV/m	dB	
1	5150.000	8.33	34.47	38.47	45.56	49.89	54.00	-4.11 Average
2	5290.000	8.54	34.44	38.44	76.49	81.03	54.00	27.03 Average
3	5350.000	8.63	34.43	38.43	45.52	50.15	54.00	-3.85 Average



Mode:m; Polarization:Horizontal; Modulation Type:802.11a; bandwidth:20MHz; Channel:Low

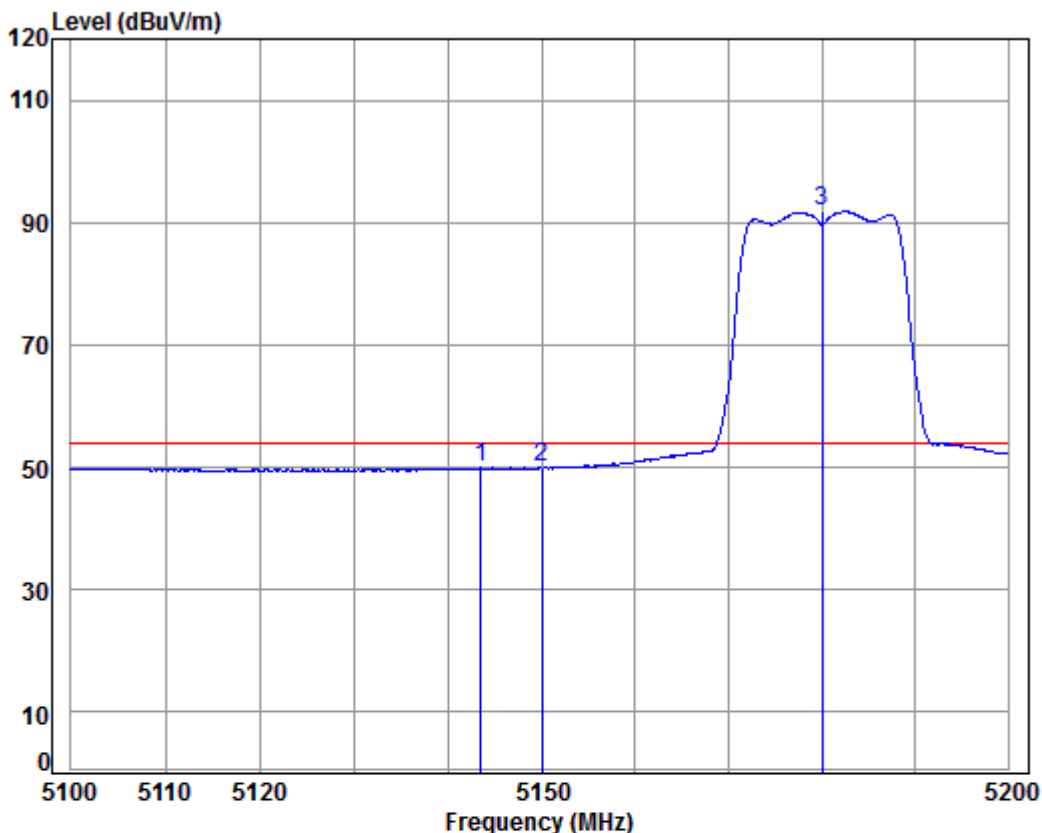


Condition: 3m HORIZONTAL
Job No : 07676CR/07677CR
Mode : 5180 Band edge
: 5G WIFI 11A

	Freq	Cable Loss	Ant Factor	Preamp Factor	Read Level	Level	Limit Line	Over Limit	Remark
	MHz	dB	dB/m	dB	dBuV	dBuV/m	dBuV/m	dB	
1	5100.198	8.25	34.48	38.48	55.63	59.88	74.00	-14.12	peak
2	5150.000	8.33	34.47	38.47	54.55	58.88	74.00	-15.12	peak
3 pp	5180.000	8.37	34.46	38.46	94.11	98.48	74.00	24.48	peak



Mode:m; Polarization:Horizontal; Modulation Type:802.11a; bandwidth:20MHz; Channel:Low

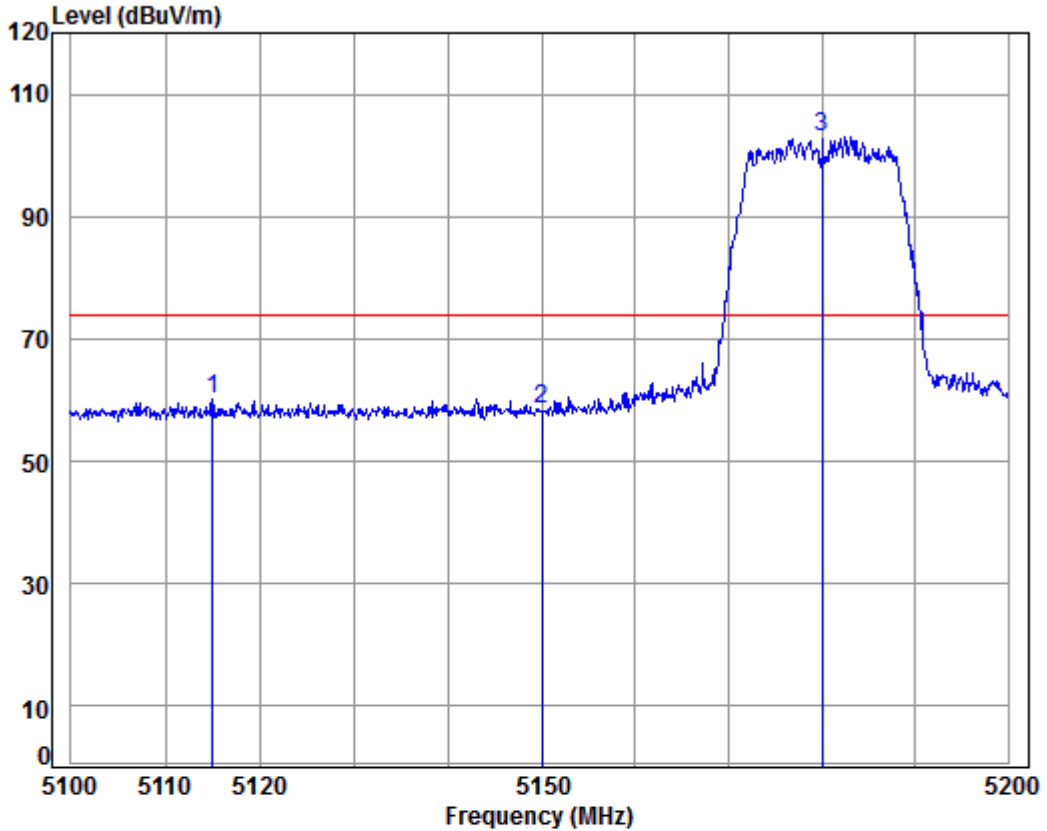


Condition: 3m HORIZONTAL
Job No : 07676CR/07677CR
Mode : 5180 Band edge
: 5G WIFI 11A

	Freq	Cable Loss	Ant Factor	Preamplifier	Read Level	Limit Level	Over Limit	Remark
	MHz	dB	dB/m	dB	dBuV	dBuV/m	dB	
1	5143.561	8.32	34.47	38.47	45.57	49.89	-4.11	Average
2	5150.000	8.33	34.47	38.47	45.59	49.92	-4.08	Average
3	pp 5180.000	8.37	34.46	38.46	87.49	91.86	37.86	Average



Mode:m; Polarization:Vertical; Modulation Type:802.11a; bandwidth:20MHz; Channel:Low

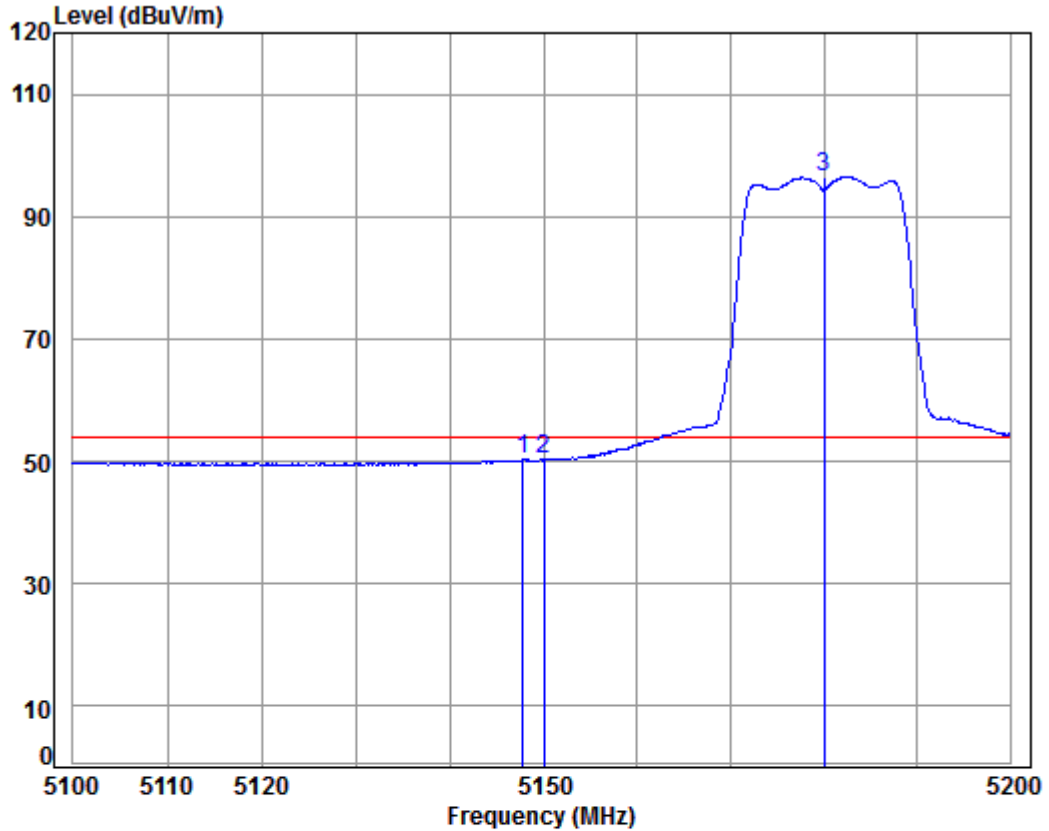


Condition: 3m VERTICAL
Job No : 07676CR/07677CR
Mode : 5180 Band edge
: 5G WIFI 11A

	Freq	Cable Loss	Ant Factor	Preamp Factor	Read Level	Limit Level	Over Limit	Remark
	MHz	dB	dB/m	dB	dBuV	dBuV/m	dBuV/m	dB
1	5114.976	8.27	34.48	38.48	55.84	60.11	74.00	-13.89 Peak
2	5150.000	8.33	34.47	38.47	54.16	58.49	74.00	-15.51 Peak
3 pp	5180.000	8.37	34.46	38.46	98.53	102.90	74.00	28.90 Peak



Mode:m; Polarization:Vertical; Modulation Type:802.11a; bandwidth:20MHz; Channel:Low

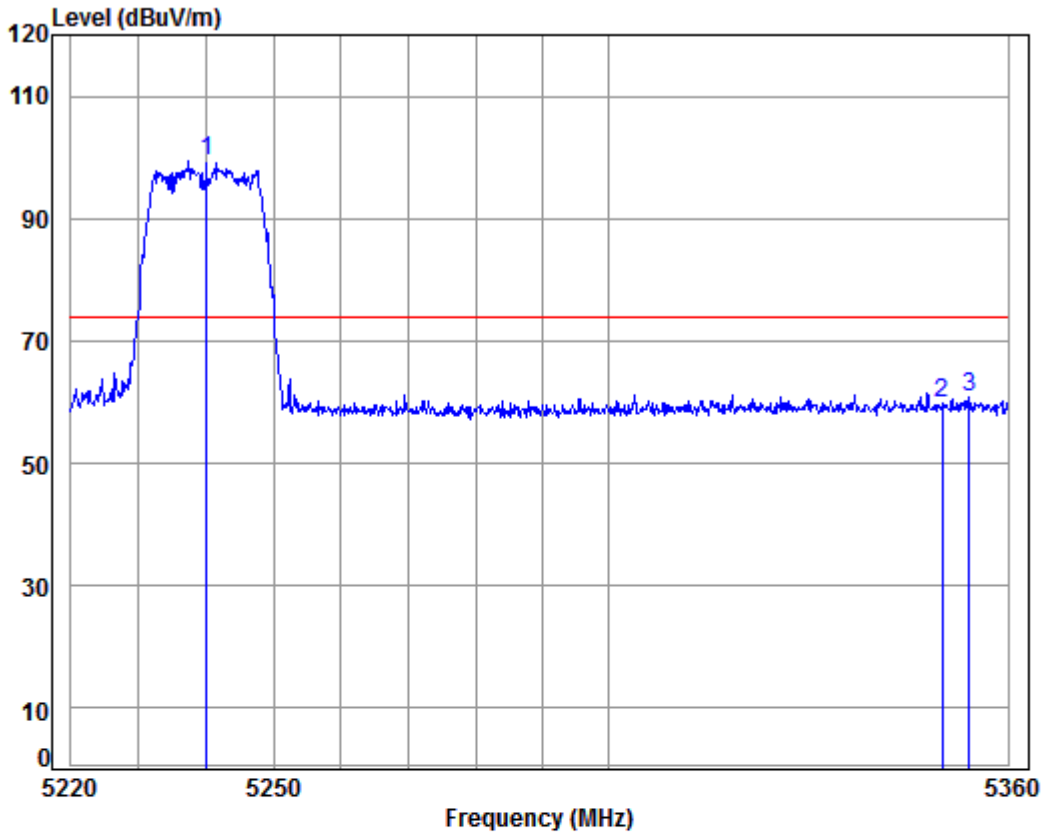


Condition: 3m VERTICAL
Job No : 07676CR/07677CR
Mode : 5180 Band edge
: 5G WIFI 11A

	Freq	Cable Loss	Ant Factor	Preamp Factor	Read Level	Level	Limit Line	Over Limit	Remark
	MHz	dB	dB/m	dB	dBuV	dBuV/m	dBuV/m	dB	
1	5147.758	8.32	34.47	38.47	46.00	50.32	54.00	-3.68	Average
2	5150.000	8.33	34.47	38.47	46.11	50.44	54.00	-3.56	Average
3 pp	5180.000	8.37	34.46	38.46	92.10	96.47	54.00	42.47	Average



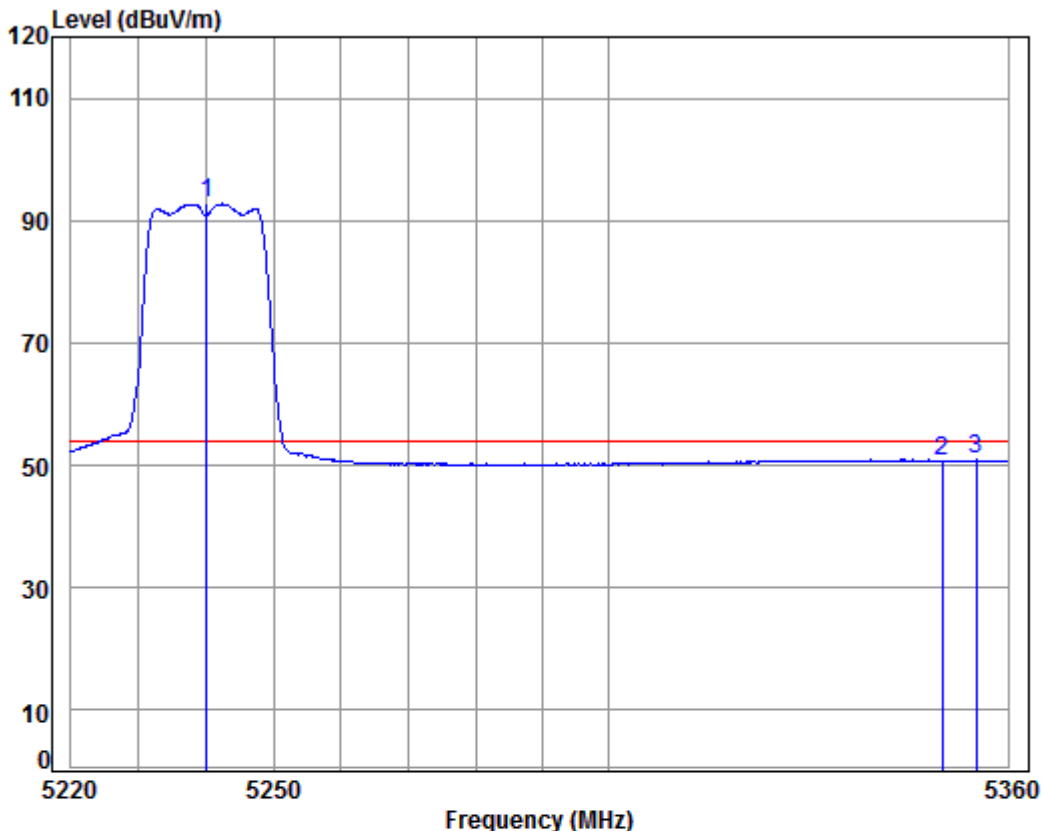
Mode:m; Polarization:Horizontal; Modulation Type:802.11a; bandwidth:20MHz; Channel:High



Condition: 3m HORIZONTAL
Job No : 07676CR/07677CR
Mode : 5240 Band edge
: 5G WIFI 11A

	Freq	Cable Loss	Ant Factor	Preamp Factor	Read Level	Limit Level	Over Limit	Remark
	MHz	dB	dB/m	dB	dBuV	dBuV/m	dBuV/m	dB
1 pp	5240.000	8.46	34.45	38.45	94.79	99.25	74.00	25.25 peak
2	5350.000	8.63	34.43	38.43	55.07	59.70	74.00	-14.30 peak
3	5354.187	8.64	34.43	38.42	56.01	60.66	74.00	-13.34 peak

Mode:m; Polarization:Horizontal; Modulation Type:802.11a; bandwidth:20MHz; Channel:High

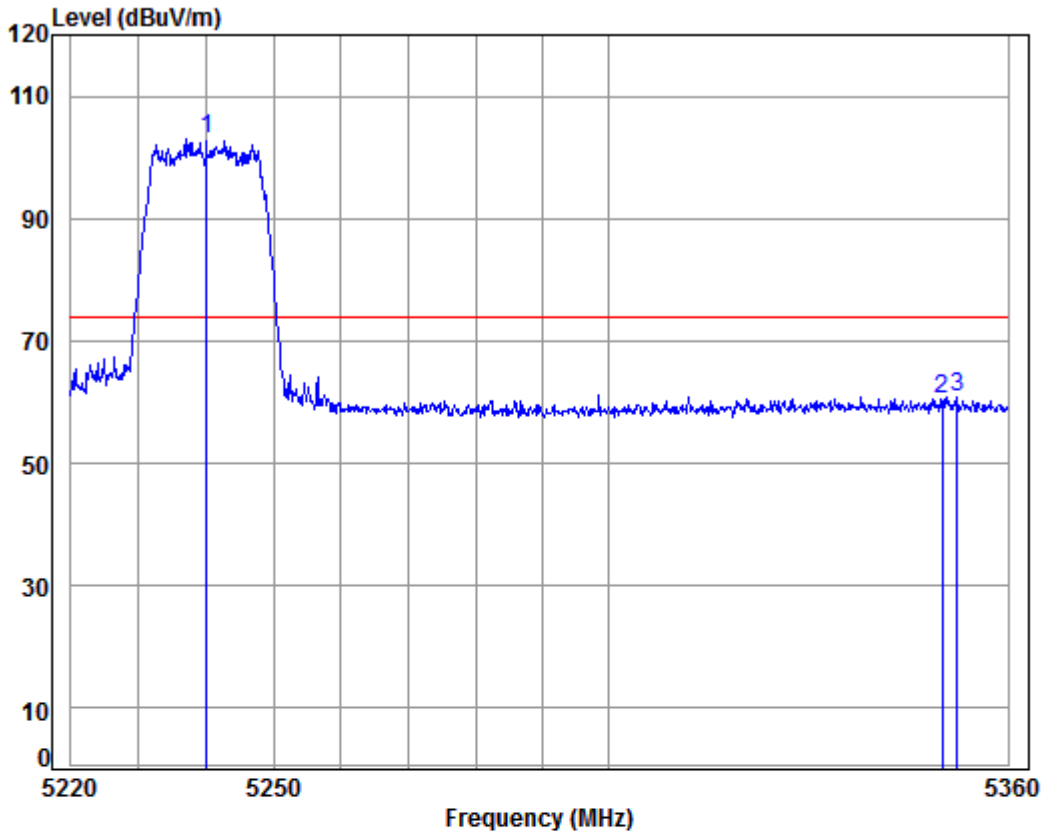


Condition: 3m HORIZONTAL
 Job No : 07676CR/07677CR
 Mode : 5240 Band edge
 : 5G WIFI 11A

	Freq	Cable Loss	Ant Factor	Preamp Factor	Read Level	Limit Level	Over Line	Remark
	MHz	dB	dB/m	dB	dBuV	dBuV/m	dBuV/m	dB
1 pp	5240.000	8.46	34.45	38.45	88.24	92.70	54.00	38.70 Average
2	5350.000	8.63	34.43	38.43	46.19	50.82	54.00	-3.18 Average
3	5355.179	8.64	34.43	38.42	46.21	50.86	54.00	-3.14 Average



Mode:m; Polarization:Vertical; Modulation Type:802.11a; bandwidth:20MHz; Channel:High

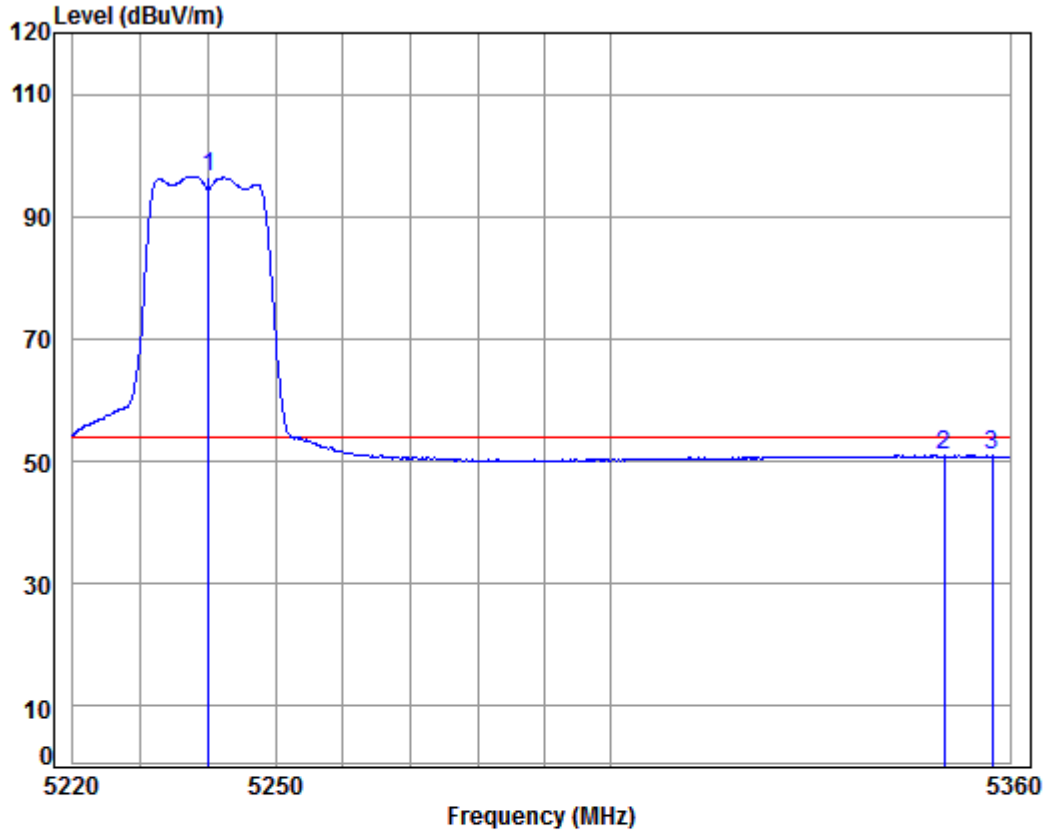


Condition: 3m VERTICAL
Job No : 07676CR/07677CR
Mode : 5240 Band edge
: 5G WIFI 11A

	Freq	Cable Loss	Ant Factor	Preamp Factor	Read Level	Limit Level	Over Limit	Remark
	MHz	dB	dB/m	dB	dBuV	dBuV/m	dBuV/m	dB
1 pp	5240.000	8.46	34.45	38.45	98.41	102.87	74.00	28.87 Peak
2	5350.000	8.63	34.43	38.43	55.77	60.40	74.00	-13.60 Peak
3	5352.345	8.63	34.43	38.43	56.13	60.76	74.00	-13.24 Peak



Mode:m; Polarization:Vertical; Modulation Type:802.11a; bandwidth:20MHz; Channel:High

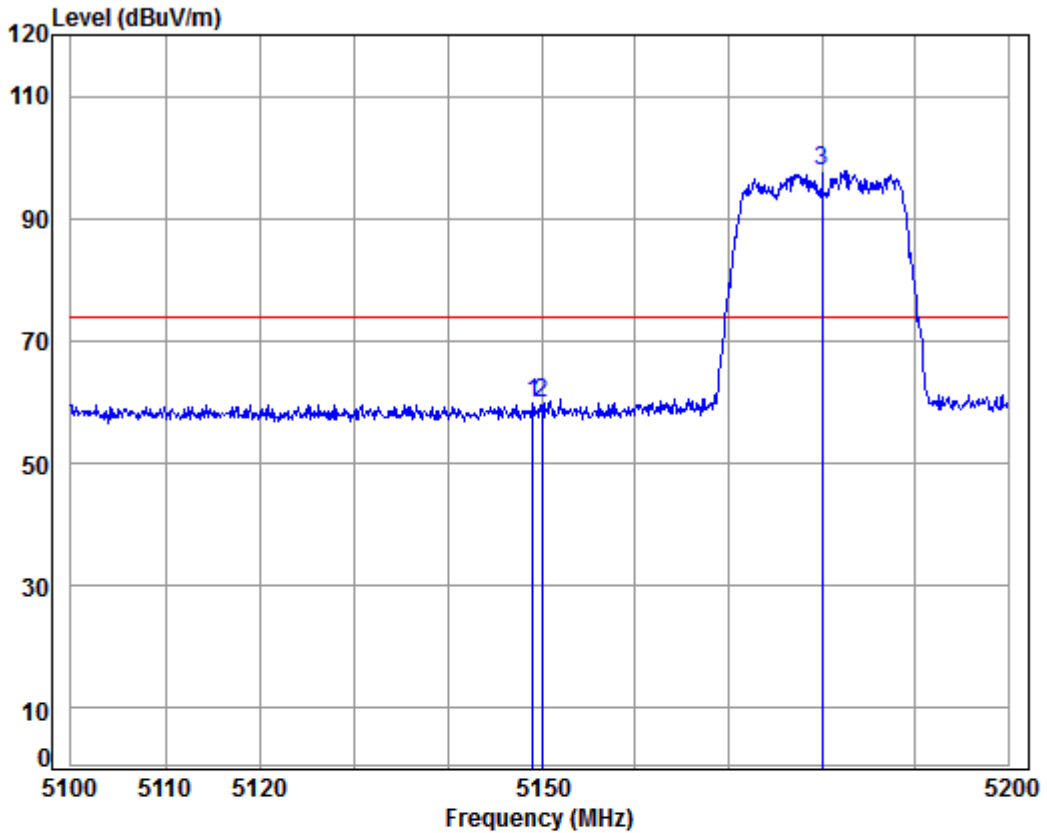


Condition: 3m VERTICAL
Job No : 07676CR/07677CR
Mode : 5240 Band edge
: 5G WIFI 11A

	Freq	Cable Loss	Ant Factor	Preamp Factor	Read Level	Limit Level	Over Line	Over Limit	Remark
	MHz	dB	dB/m	dB	dBuV	dBuV/m	dBuV/m	dB	
1 pp	5240.000	8.46	34.45	38.45	92.15	96.61	54.00	42.61	Average
2	5350.000	8.63	34.43	38.43	46.24	50.87	54.00	-3.13	Average
3	5357.305	8.64	34.43	38.42	46.29	50.94	54.00	-3.06	Average



Mode:m; Polarization:Horizontal; Modulation Type:802.11n; bandwidth:20MHz; Channel:Low

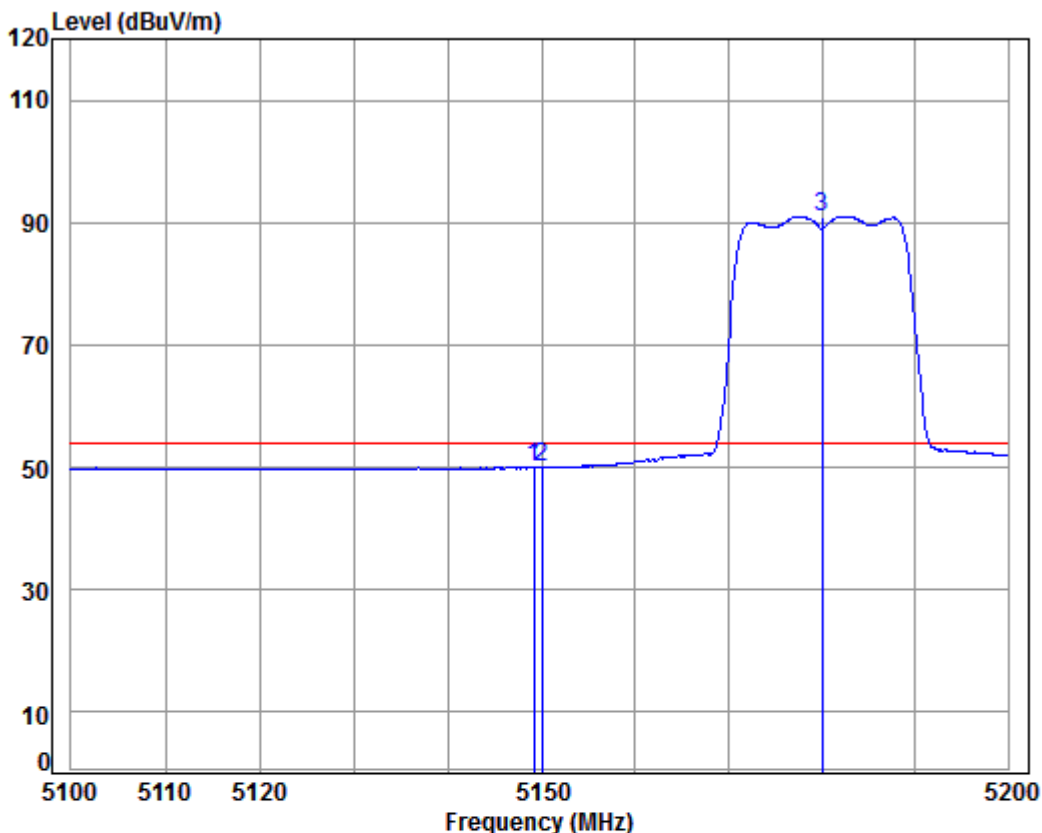


Condition: 3m HORIZONTAL
Job No : 07676CR/07677CR
Mode : 5180 Band edge
: 5G WIFI 11N20

	Freq	Cable Loss	Ant Factor	Preamp Factor	Read Level	Level	Limit Line	Over Limit	Remark
	MHz	dB	dB/m	dB	dBuV	dBuV/m	dBuV/m	dB	
1	5149.057	8.32	34.47	38.47	55.41	59.73	74.00	-14.27	peak
2	5150.000	8.33	34.47	38.47	55.43	59.76	74.00	-14.24	peak
3 pp	5180.000	8.37	34.46	38.46	93.29	97.66	74.00	23.66	peak



Mode:m; Polarization:Horizontal; Modulation Type:802.11n; bandwidth:20MHz; Channel:Low

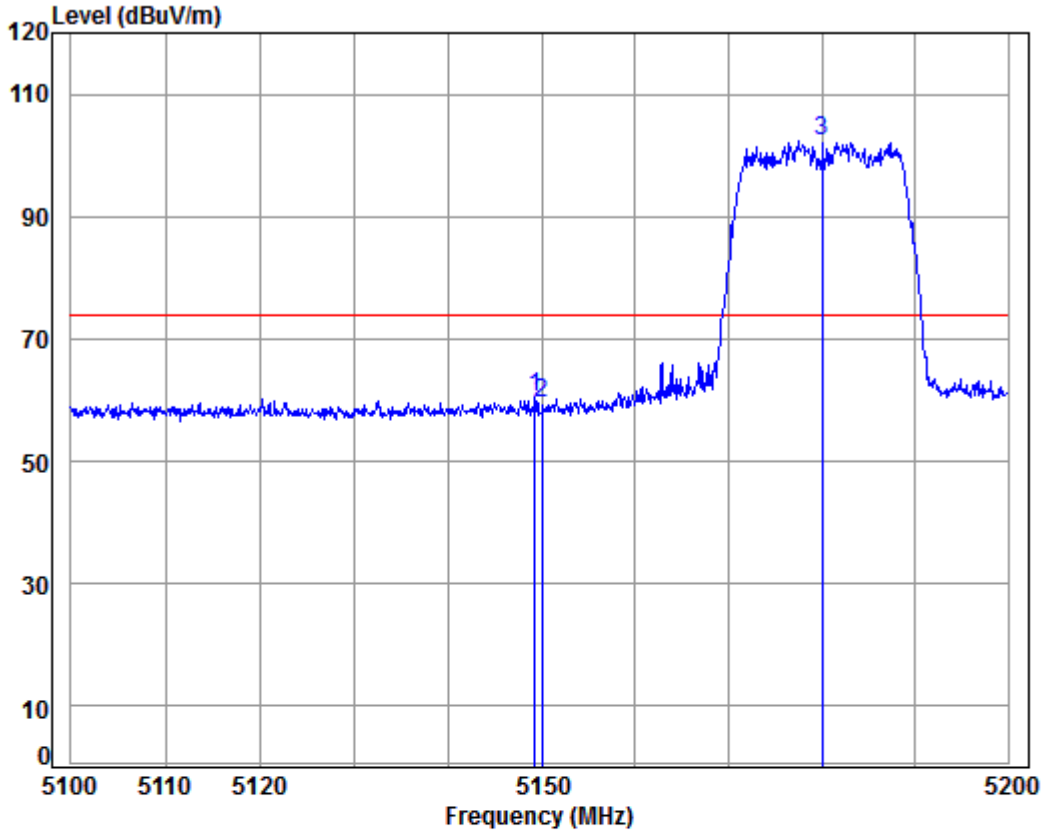


Condition: 3m HORIZONTAL
Job No : 07676CR/07677CR
Mode : 5180 Band edge
: 5G WIFI 11N20

	Freq	Cable Loss	Ant Factor	Preamplifier	Read Level	Limit Level	Over Limit	Remark
	MHz	dB	dB/m	dB	dBuV	dBuV/m	dB	
1	5149.157	8.32	34.47	38.47	45.72	50.04	-3.96	Average
2	5150.000	8.33	34.47	38.47	45.69	50.02	-3.98	Average
3 pp	5180.000	8.37	34.46	38.46	86.67	91.04	37.04	Average



Mode:m; Polarization:Vertical; Modulation Type:802.11n; bandwidth:20MHz; Channel:Low

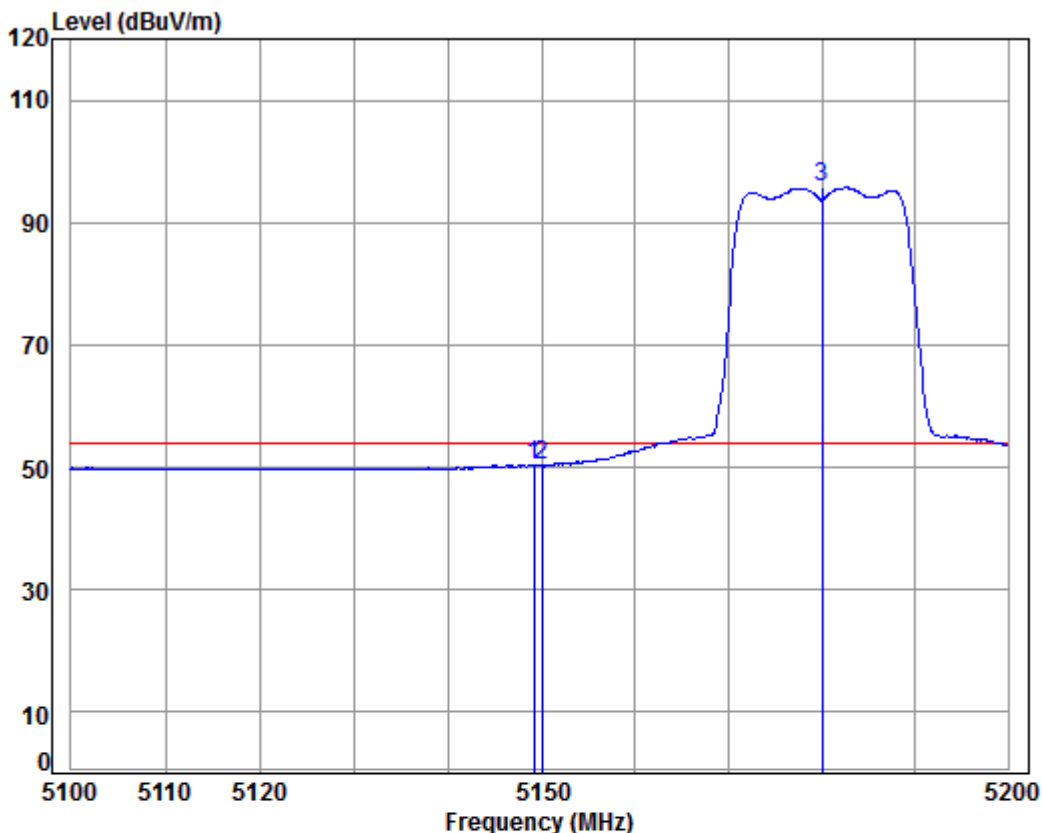


Condition: 3m VERTICAL
Job No : 07676CR/07677CR
Mode : 5180 Band edge
: 5G WIFI 11N20

	Freq	Cable Loss	Ant Factor	Preamp Factor	Read Level	Level	Limit Line	Over Limit	Remark
	MHz	dB	dB/m	dB	dBuV	dBuV/m	dBuV/m	dB	
1	5149.257	8.32	34.47	38.47	56.12	60.44	74.00	-13.56	Peak
2	5150.000	8.33	34.47	38.47	55.25	59.58	74.00	-14.42	Peak
3 pp	5180.000	8.37	34.46	38.46	97.94	102.31	74.00	28.31	Peak



Mode:m; Polarization:Vertical; Modulation Type:802.11n; bandwidth:20MHz; Channel:Low

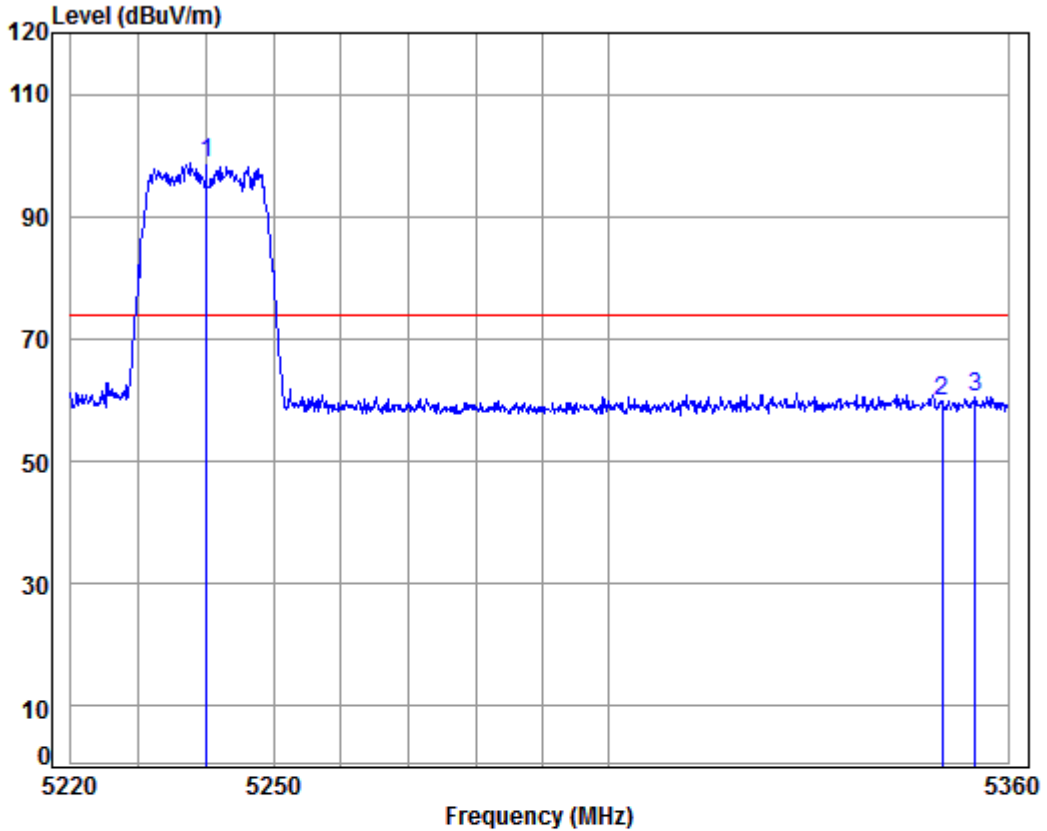


Condition: 3m VERTICAL
Job No : 07676CR/07677CR
Mode : 5180 Band edge
: 5G WIFI 11N20

	Freq	Cable Loss	Ant Factor	Preamplifier	Read Level	Level	Limit Line	Over Limit	Remark
	MHz	dB	dB/m	dB	dBuV	dBuV/m	dBuV/m	dB	
1	5149.157	8.32	34.47	38.47	46.13	50.45	54.00	-3.55	Average
2	5150.000	8.33	34.47	38.47	46.14	50.47	54.00	-3.53	Average
3	pp 5180.000	8.37	34.46	38.46	91.38	95.75	54.00	41.75	Average



Mode:m; Polarization:Horizontal; Modulation Type:802.11n; bandwidth:20MHz; Channel:High

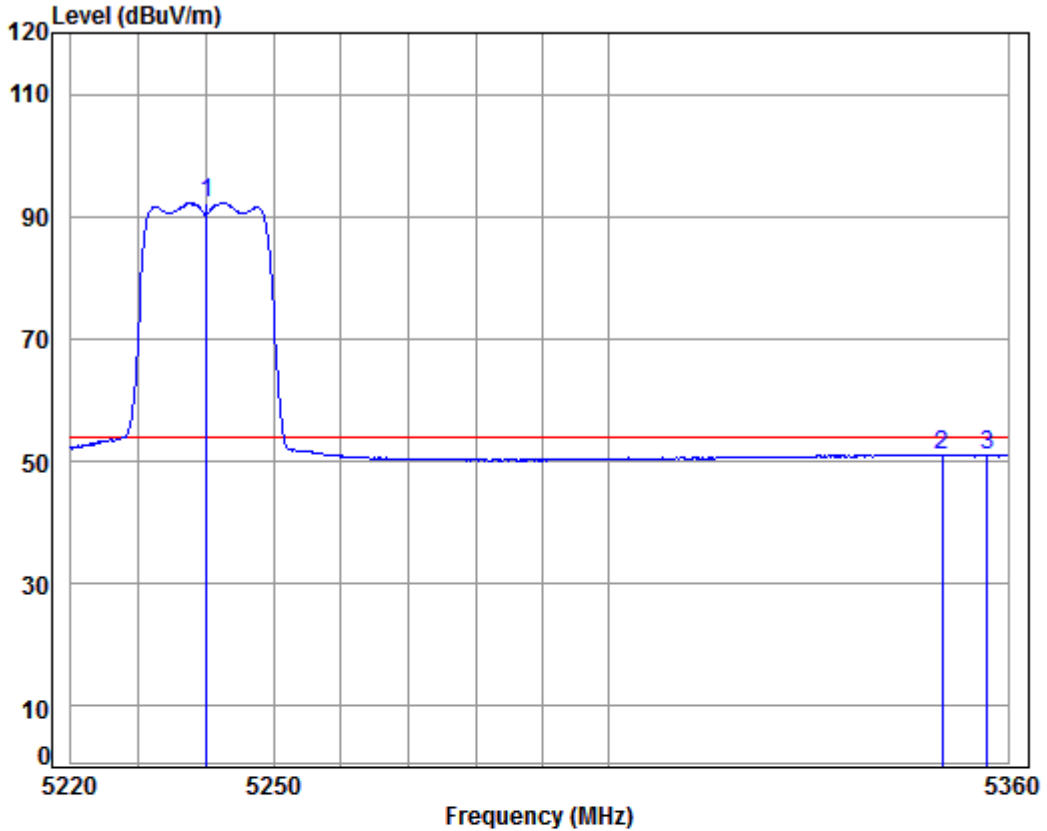


Condition: 3m HORIZONTAL
Job No : 07676CR/07677CR
Mode : 5240 Band edge
: 5G WIFI 11N20

	Freq	Cable Loss	Ant Factor	Preamp Factor	Read Level	Limit Level	Over Limit	Remark
	MHz	dB	dB/m	dB	dBuV	dBuV/m	dBuV/m	dB
1 pp	5240.000	8.46	34.45	38.45	94.12	98.58	74.00	24.58 peak
2	5350.000	8.63	34.43	38.43	55.21	59.84	74.00	-14.16 peak
3	5355.037	8.64	34.43	38.42	55.98	60.63	74.00	-13.37 peak



Mode:m; Polarization:Horizontal; Modulation Type:802.11n; bandwidth:20MHz; Channel:High

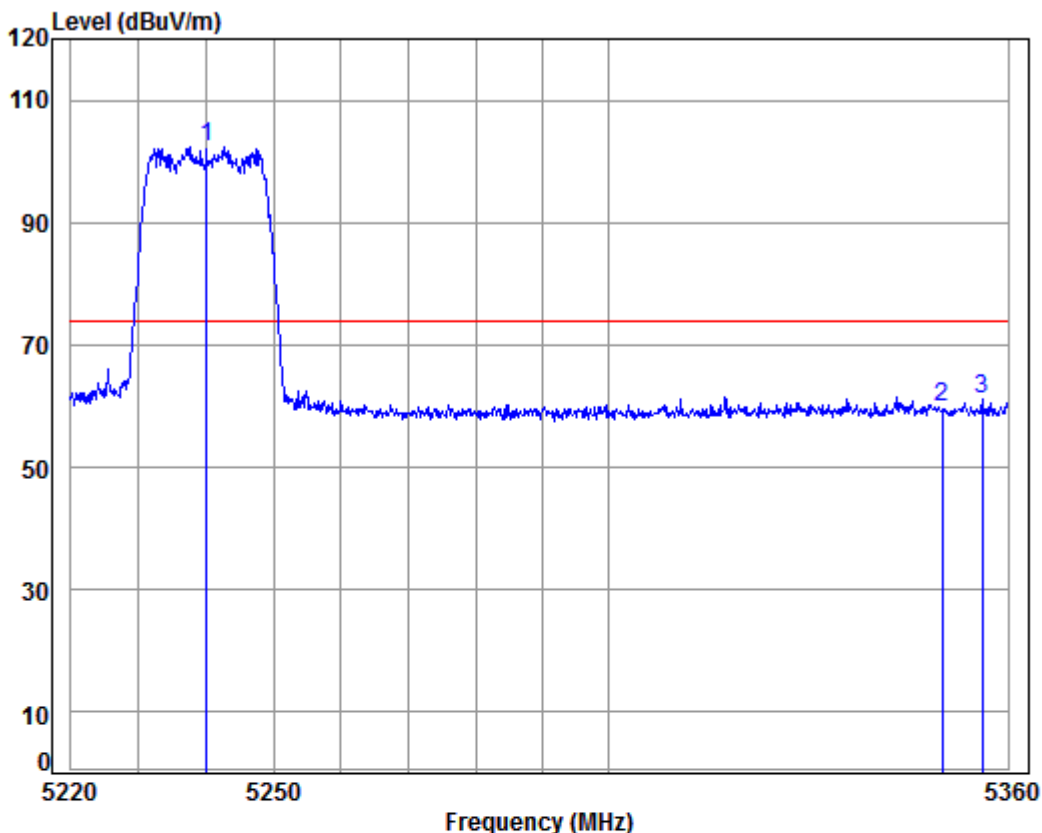


Condition: 3m HORIZONTAL
Job No : 07676CR/07677CR
Mode : 5240 Band edge
: 5G WIFI 11N20

	Freq	Cable Loss	Ant Factor	Preamp Factor	Read Level	Limit Level	Over Line	Remark
	MHz	dB	dB/m	dB	dBuV	dBuV/m	dBuV/m	dB
1 pp	5240.000	8.46	34.45	38.45	87.71	92.17	54.00	38.17 Average
2	5350.000	8.63	34.43	38.43	46.33	50.96	54.00	-3.04 Average
3	5356.880	8.64	34.43	38.42	46.21	50.86	54.00	-3.14 Average



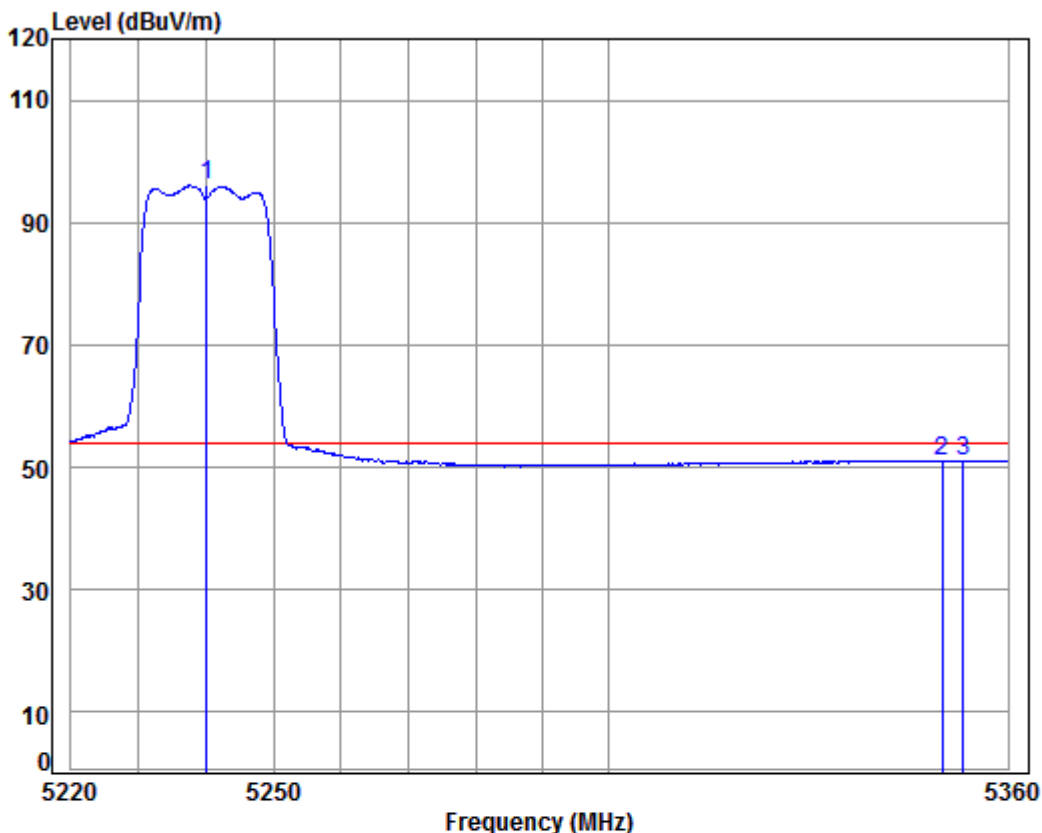
Mode:m; Polarization:Vertical; Modulation Type:802.11n; bandwidth:20MHz; Channel:High



Condition: 3m VERTICAL
Job No : 07676CR/07677CR
Mode : 5240 Band edge
: 5G WIFI 11N20

	Freq	Cable Loss	Ant Factor	Preamp Factor	Read Level	Limit Level	Over Limit	Remark
	MHz	dB	dB/m	dB	dBuV	dBuV/m	dB	
1 pp	5240.000	8.46	34.45	38.45	98.03	102.49	28.49	Peak
2	5350.000	8.63	34.43	38.43	55.09	59.72	-14.28	Peak
3	5356.171	8.64	34.43	38.42	56.64	61.29	-12.71	Peak

Mode:m; Polarization:Vertical; Modulation Type:802.11n; bandwidth:20MHz; Channel:High

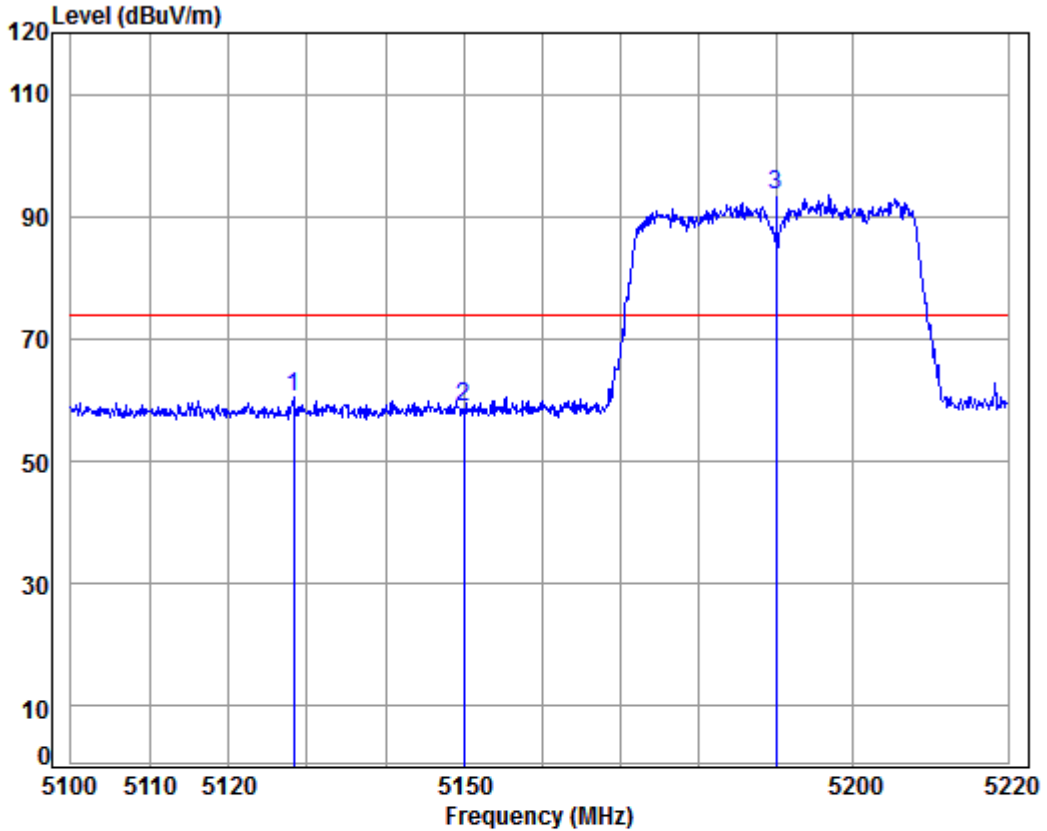


Condition: 3m VERTICAL
 Job No : 07676CR/07677CR
 Mode : 5240 Band edge
 : 5G WIFI 11N20

	Freq	Cable Loss	Ant Factor	Preamp Factor	Read Level	Limit Level	Over Line	Over Limit	Remark
	MHz	dB	dB/m	dB	dBuV	dBuV/m	dBuV/m	dB	
1 pp	5240.000	8.46	34.45	38.45	91.58	96.04	54.00	42.04	Average
2	5350.000	8.63	34.43	38.43	46.32	50.95	54.00	-3.05	Average
3	5353.195	8.63	34.43	38.43	46.33	50.96	54.00	-3.04	Average



Mode:m; Polarization:Horizontal; Modulation Type:802.11n; bandwidth:40MHz; Channel:Low

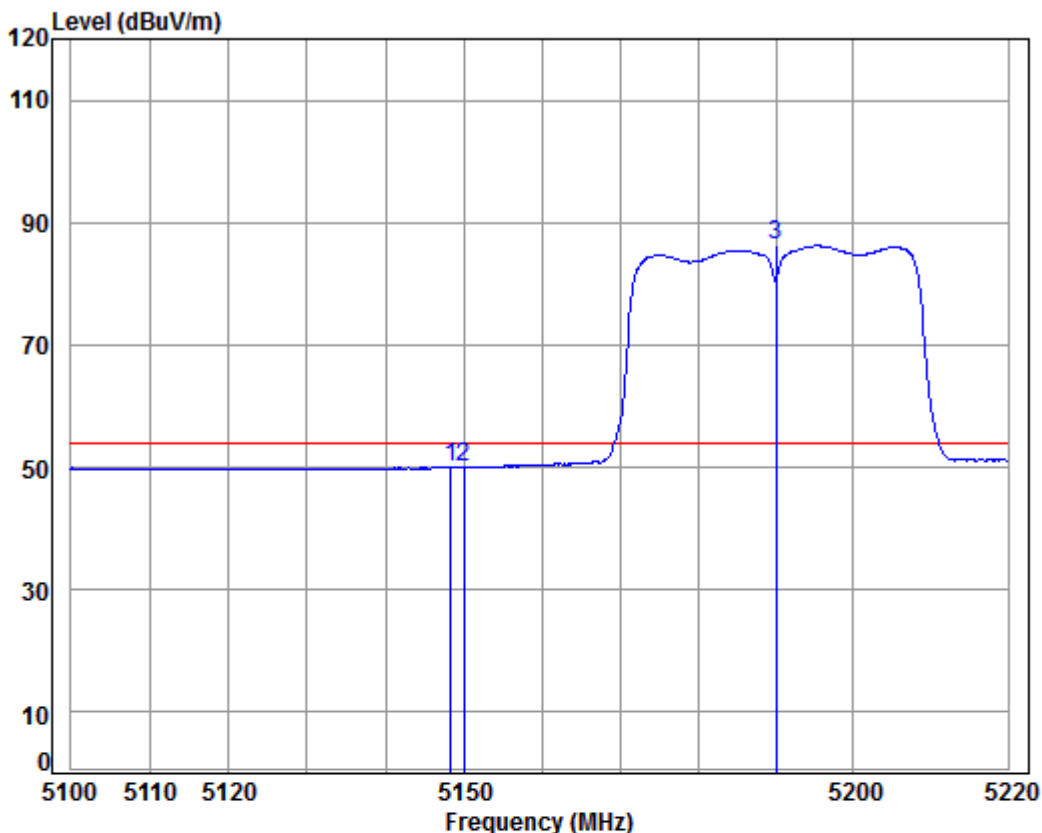


Condition: 3m HORIZONTAL
Job No : 07676CR/07677CR
Mode : 5190 Band edge
: 5G WIFI 11N40

	Freq	Cable Loss	Ant Factor	Preamplifier	Read Level	Limit Level	Over Limit	Remark
	MHz	dB	dB/m	dB	dBuV	dBuV/m	dBuV/m	dB
1	5128.308	8.29	34.47	38.47	56.25	60.54	74.00	-13.46 peak
2	5150.000	8.33	34.47	38.47	54.59	58.92	74.00	-15.08 peak
3 pp	5190.000	8.39	34.46	38.46	89.01	93.40	74.00	19.40 peak



Mode:m; Polarization:Horizontal; Modulation Type:802.11n; bandwidth:40MHz; Channel:Low

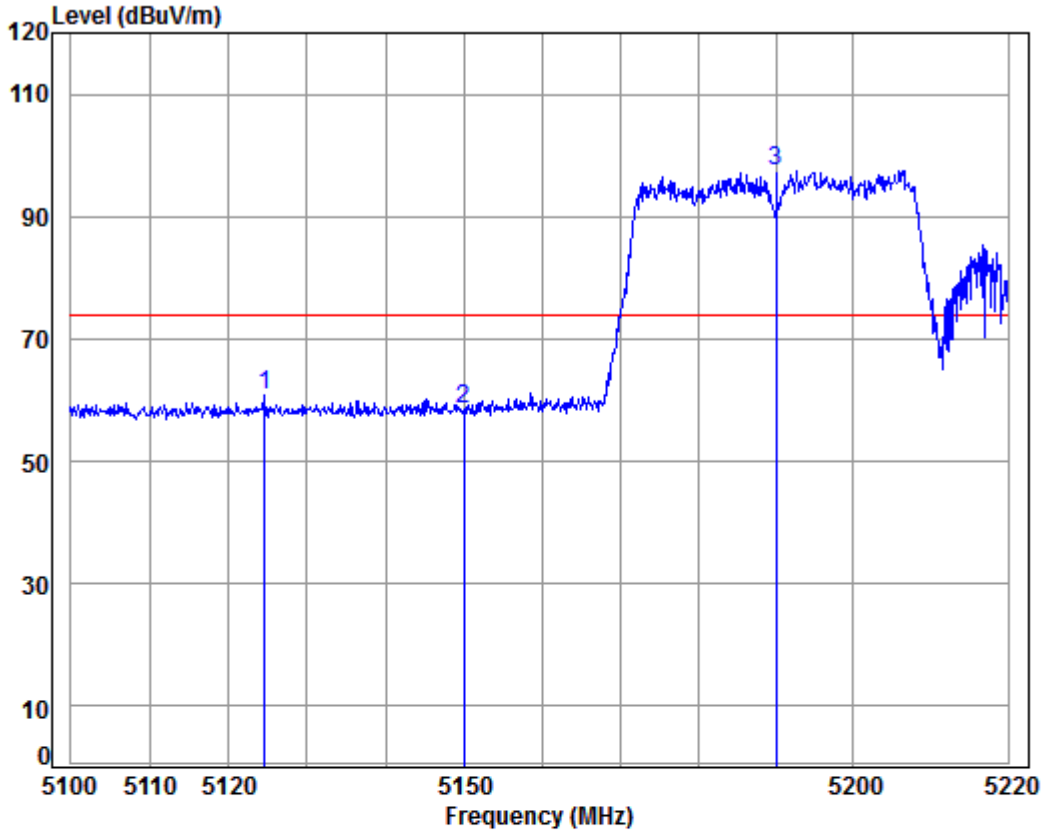


Condition: 3m HORIZONTAL
Job No : 07676CR/07677CR
Mode : 5190 Band edge
: 5G WIFI 11N40

	Freq	Cable Loss	Ant Factor	Preamp Factor	Read Level	Level	Limit Line	Over Limit	Remark
	MHz	dB	dB/m	dB	dBuV	dBuV/m	dBuV/m	dB	
1	5148.384	8.32	34.47	38.47	45.74	50.06	54.00	-3.94	Average
2	5150.000	8.33	34.47	38.47	45.74	50.07	54.00	-3.93	Average
3 pp	5190.000	8.39	34.46	38.46	81.84	86.23	54.00	32.23	Average



Mode:m; Polarization:Vertical; Modulation Type:802.11n; bandwidth:40MHz; Channel:Low

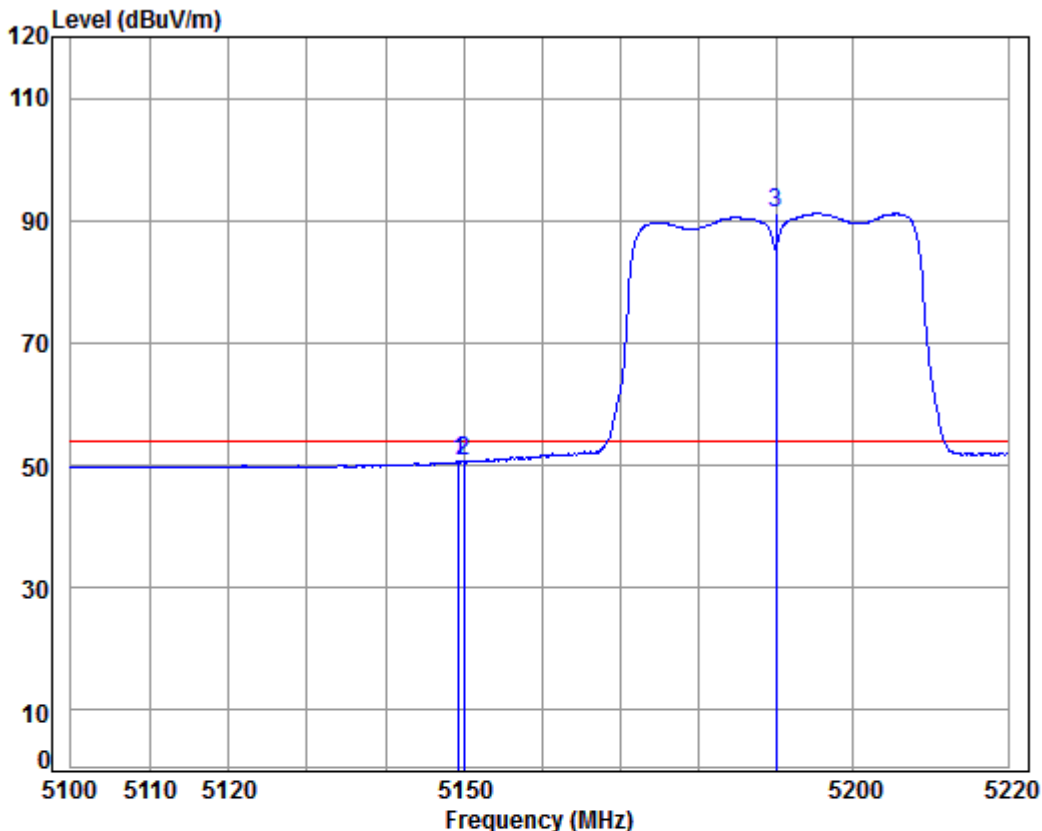


Condition: 3m VERTICAL
Job No : 07676CR/07677CR
Mode : 5190 Band edge
: 5G WIFI 11N40

	Freq	Cable Loss	Ant Factor	Preamp Factor	Read Level	Limit Level	Over Limit	Remark
	MHz	dB	dB/m	dB	dBuV	dBuV/m	dBuV/m	dB
1	5124.611	8.29	34.47	38.47	56.68	60.97	74.00	-13.03 Peak
2	5150.000	8.33	34.47	38.47	54.29	58.62	74.00	-15.38 Peak
3 pp	5190.000	8.39	34.46	38.46	93.14	97.53	74.00	23.53 Peak



Mode:m; Polarization:Vertical; Modulation Type:802.11n; bandwidth:40MHz; Channel:Low

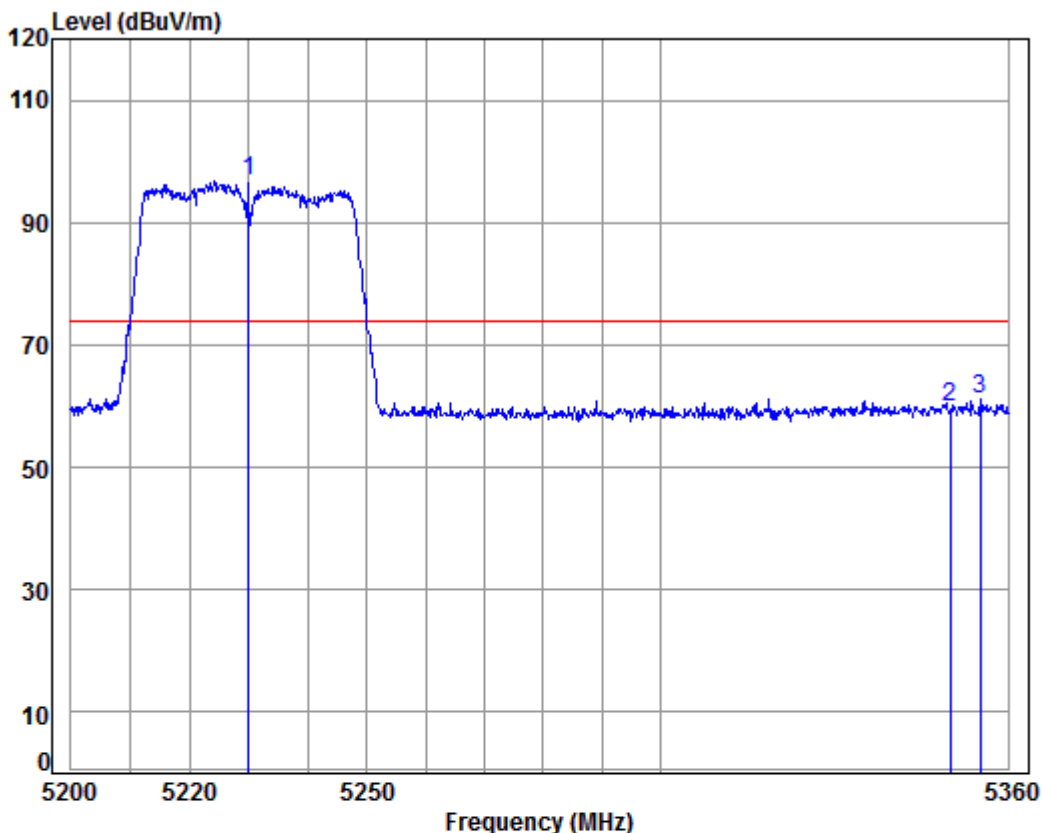


Condition: 3m VERTICAL
Job No : 07676CR/07677CR
Mode : 5190 Band edge
: 5G WIFI 11N40

	Freq	Cable Loss	Ant Factor	Preamplifier	Read Level	Limit Line	Over Limit	Remark
	MHz	dB	dB/m	dB	dBuV	dBuV/m	dB	
1	5149.342	8.32	34.47	38.47	46.35	50.67	-3.33	Average
2	5150.000	8.33	34.47	38.47	46.41	50.74	-3.26	Average
3 pp	5190.000	8.39	34.46	38.46	86.75	91.14	37.14	Average



Mode:m; Polarization:Horizontal; Modulation Type:802.11n; bandwidth:40MHz; Channel:High

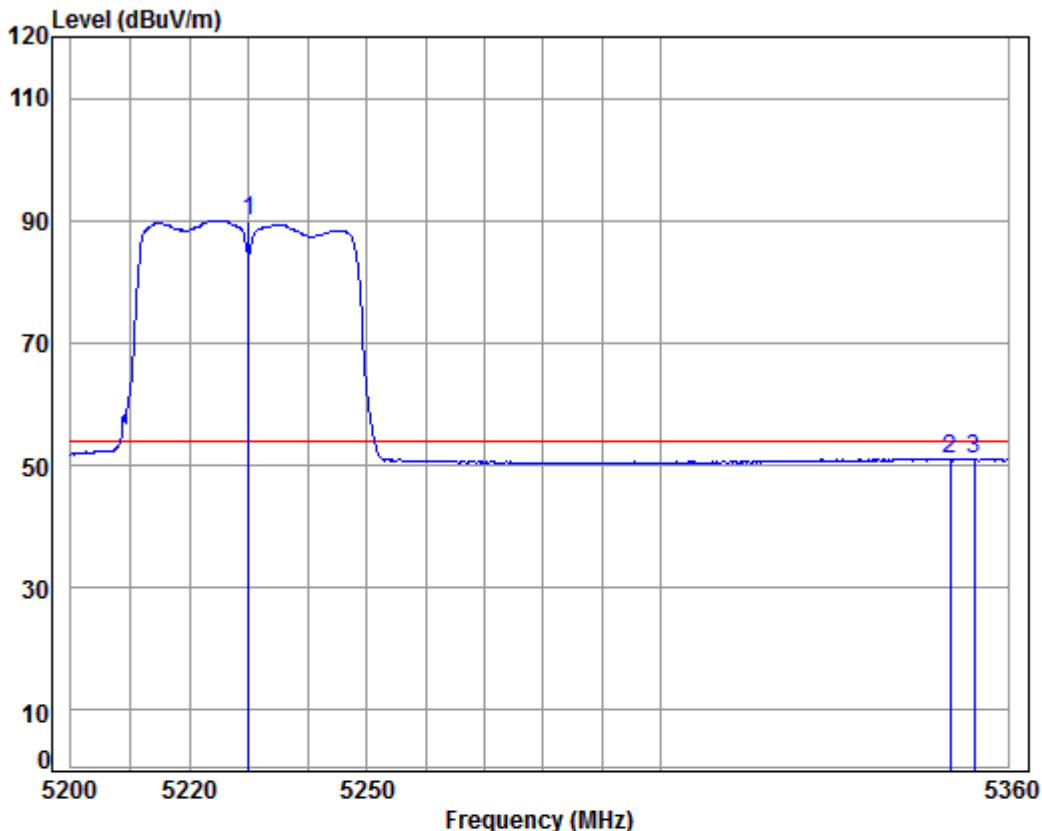


Condition: 3m HORIZONTAL
Job No : 07676CR/07677CR
Mode : 5230 Band edge
: 5G WIFI 11N40

	Freq	Cable Loss	Ant Factor	Preamp Factor	Read Level	Limit Level	Over Limit	Remark
	MHz	dB	dB/m	dB	dBuV	dBuV/m	dBuV/m	dB
1 pp	5230.000	8.45	34.45	38.45	92.29	96.74	74.00	22.74 peak
2	5350.000	8.63	34.43	38.43	55.22	59.85	74.00	-14.15 peak
3	5355.129	8.64	34.43	38.42	56.39	61.04	74.00	-12.96 peak



Mode:m; Polarization:Horizontal; Modulation Type:802.11n; bandwidth:40MHz; Channel:High

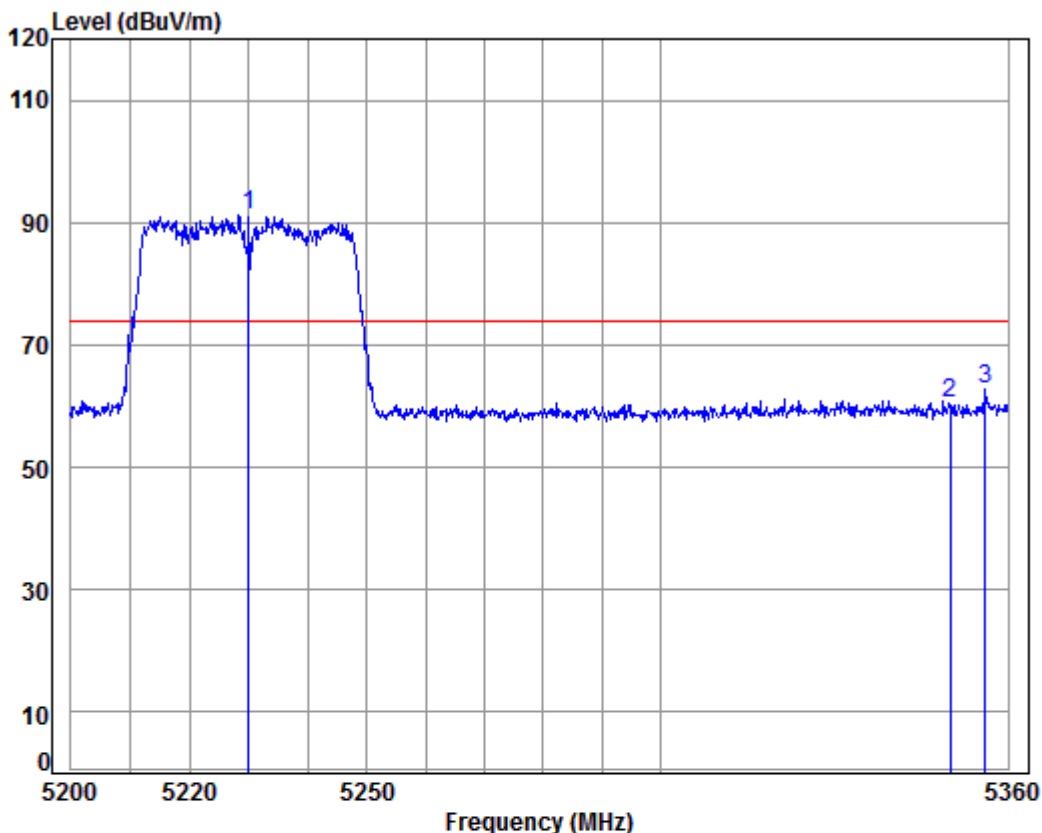


Condition: 3m HORIZONTAL
Job No : 07676CR/07677CR
Mode : 5230 Band edge
: 5G WIFI 11N40

	Freq	Cable Loss	Ant Factor	Preamp Factor	Read Level	Limit Level	Over Limit	Remark
	MHz	dB	dB/m	dB	dBuV	dBuV/m	dB	
1 pp	5230.000	8.45	34.45	38.45	85.60	90.05	54.00	36.05 Average
2	5350.000	8.63	34.43	38.43	46.29	50.92	54.00	-3.08 Average
3	5354.155	8.64	34.43	38.42	46.34	50.99	54.00	-3.01 Average



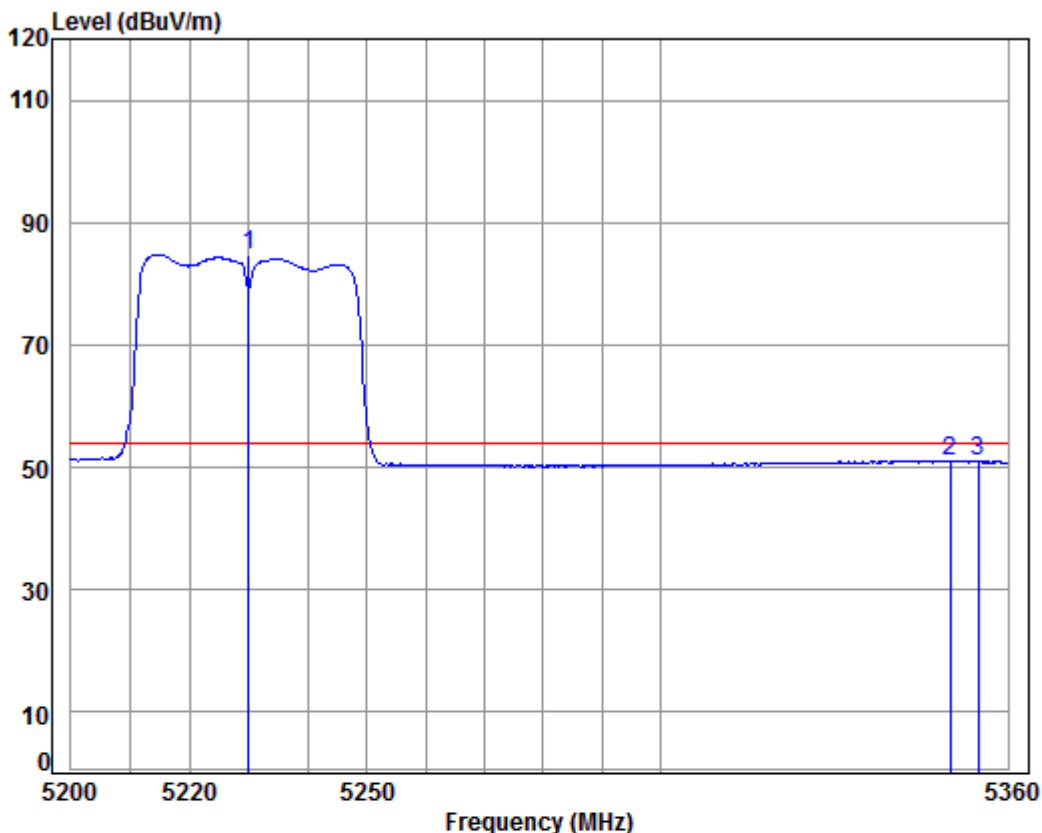
Mode:m; Polarization:Vertical; Modulation Type:802.11n; bandwidth:40MHz; Channel:High



Condition: 3m VERTICAL
Job No : 07676CR/07677CR
Mode : 5230 Band edge
: 5G WIFI 11N40

	Freq	Cable Loss	Ant Factor	Preamp Factor	Read Level	Limit Level	Over Limit	Remark
	MHz	dB	dB/m	dB	dBuV	dBuV/m	dBuV/m	dB
1 pp	5230.000	8.45	34.45	38.45	86.65	91.10	74.00	17.10 Peak
2	5350.000	8.63	34.43	38.43	55.98	60.61	74.00	-13.39 Peak
3	5356.103	8.64	34.43	38.42	58.06	62.71	74.00	-11.29 Peak

Mode:m; Polarization:Vertical; Modulation Type:802.11n; bandwidth:40MHz; Channel:High

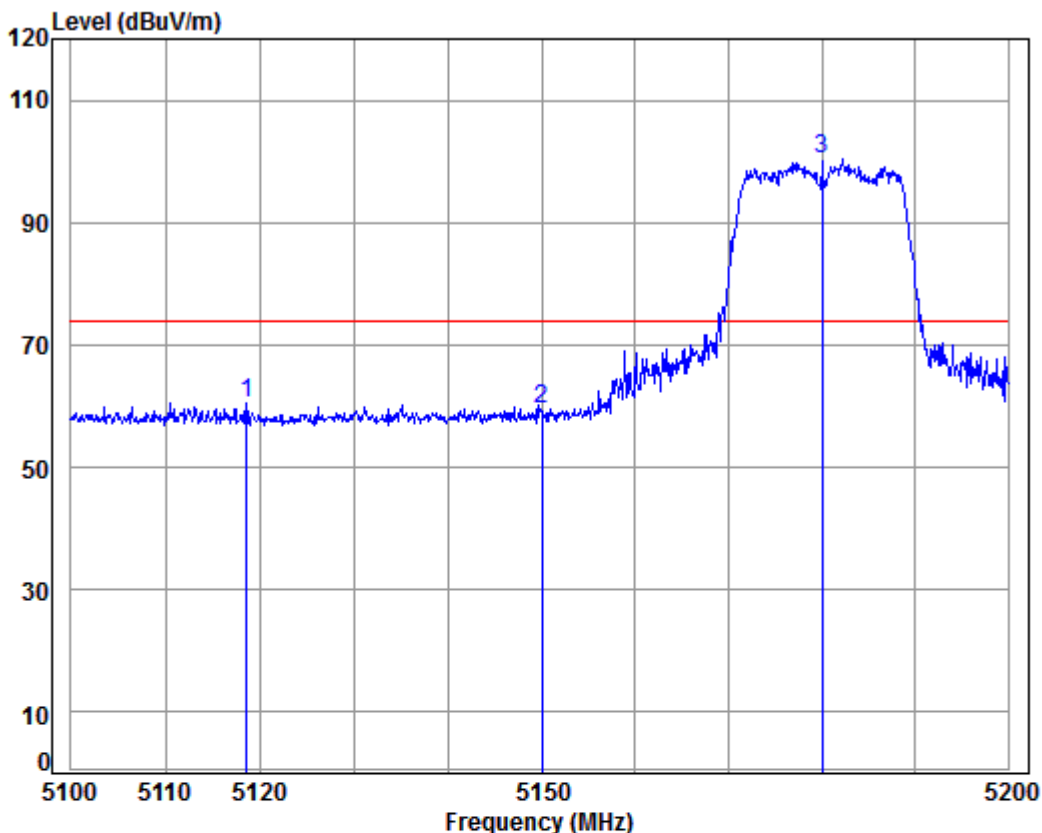


Condition: 3m VERTICAL
 Job No : 07676CR/07677CR
 Mode : 5230 Band edge
 : 5G WIFI 11N40

	Freq	Cable Loss	Ant Factor	Preamp Factor	Read Level	Limit Level	Over Line	Over Limit	Remark
	MHz	dB	dB/m	dB	dBuV	dBuV/m	dBuV/m	dB	
1 pp	5230.000	8.45	34.45	38.45	80.30	84.75	54.00	30.75	Average
2	5350.000	8.63	34.43	38.43	46.32	50.95	54.00	-3.05	Average
3	5354.805	8.64	34.43	38.42	46.27	50.92	54.00	-3.08	Average



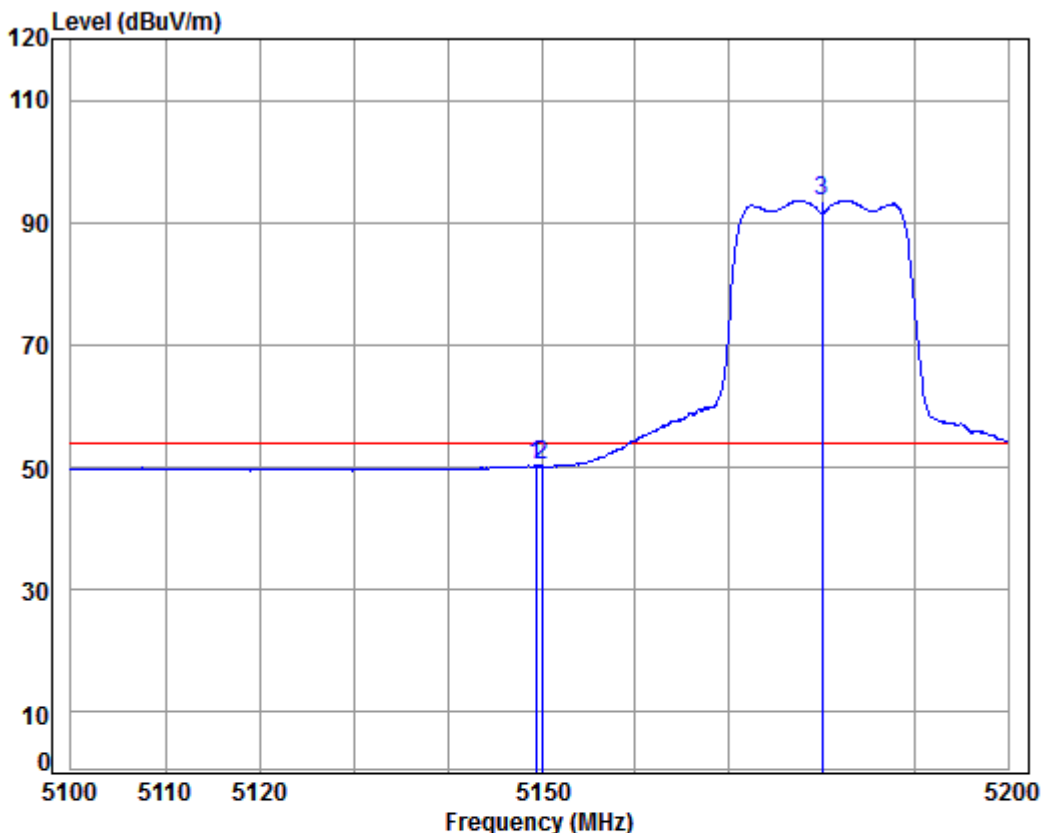
Mode:m; Polarization:Horizontal; Modulation Type:802.11ac; bandwidth:20MHz; Channel:Low



Condition: 3m HORIZONTAL
Job No : 07676CR/07677CR
Mode : 5180 Band edge
: 5G WIFI 11AC20

	Freq	Cable Loss	Ant Factor	Preamplifier	Read Level	Level	Limit Line	Over Limit	Remark
	MHz	dB	dB/m	dB	dBuV	dBuV/m	dBuV/m	dB	
1	5118.652	8.28	34.48	38.47	56.22	60.51	74.00	-13.49	peak
2	5150.000	8.33	34.47	38.47	55.32	59.65	74.00	-14.35	peak
3	5180.000	8.37	34.46	38.46	95.86	100.23	74.00	26.23	peak

Mode:m; Polarization:Horizontal; Modulation Type:802.11ac; bandwidth:20MHz; Channel:Low

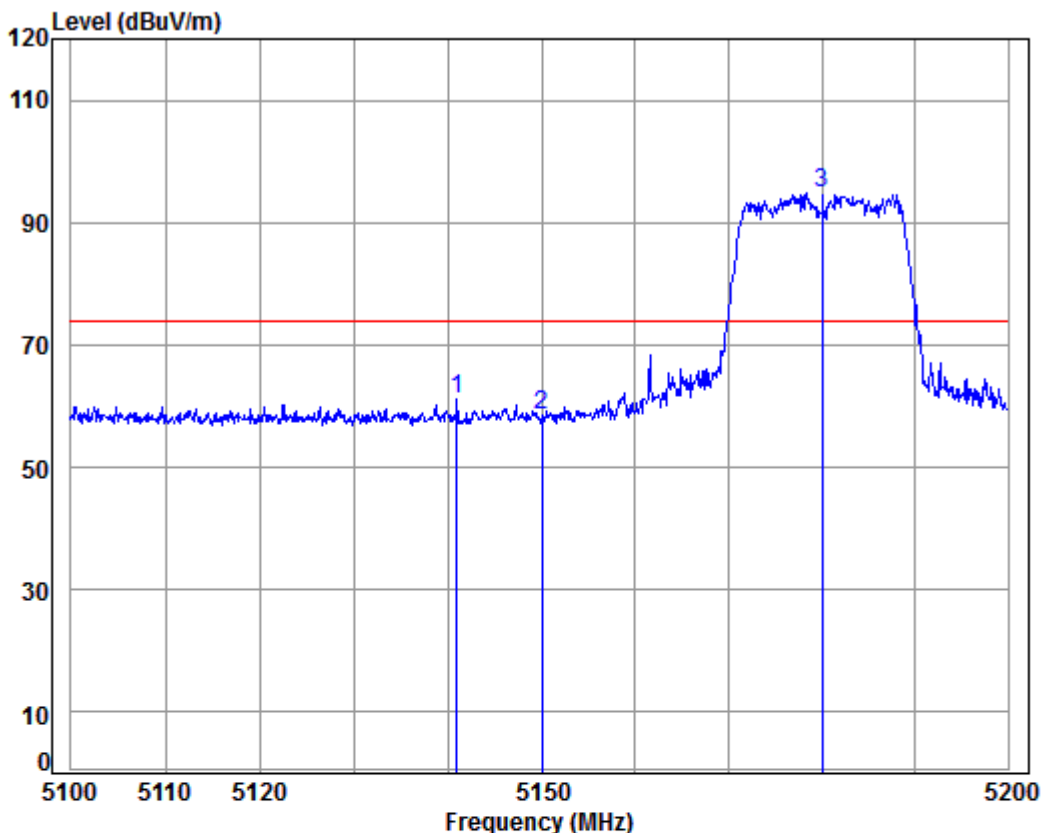


Condition: 3m HORIZONTAL
 Job No : 07676CR/07677CR
 Mode : 5180 Band edge
 : 5G WIFI 11AC20

	Freq	Cable Loss	Ant Factor	Preamplifier	Read Level	Limit Level	Over Limit	Remark
	MHz	dB	dB/m	dB	dBuV	dBuV/m	dBuV/m	dB
1	5149.357	8.32	34.47	38.47	45.95	50.27	54.00	-3.73 Average
2	5150.000	8.33	34.47	38.47	45.88	50.21	54.00	-3.79 Average
3 pp	5180.000	8.37	34.46	38.46	89.21	93.58	54.00	39.58 Average



Mode:m; Polarization:Vertical; Modulation Type:802.11ac; bandwidth:20MHz; Channel:Low

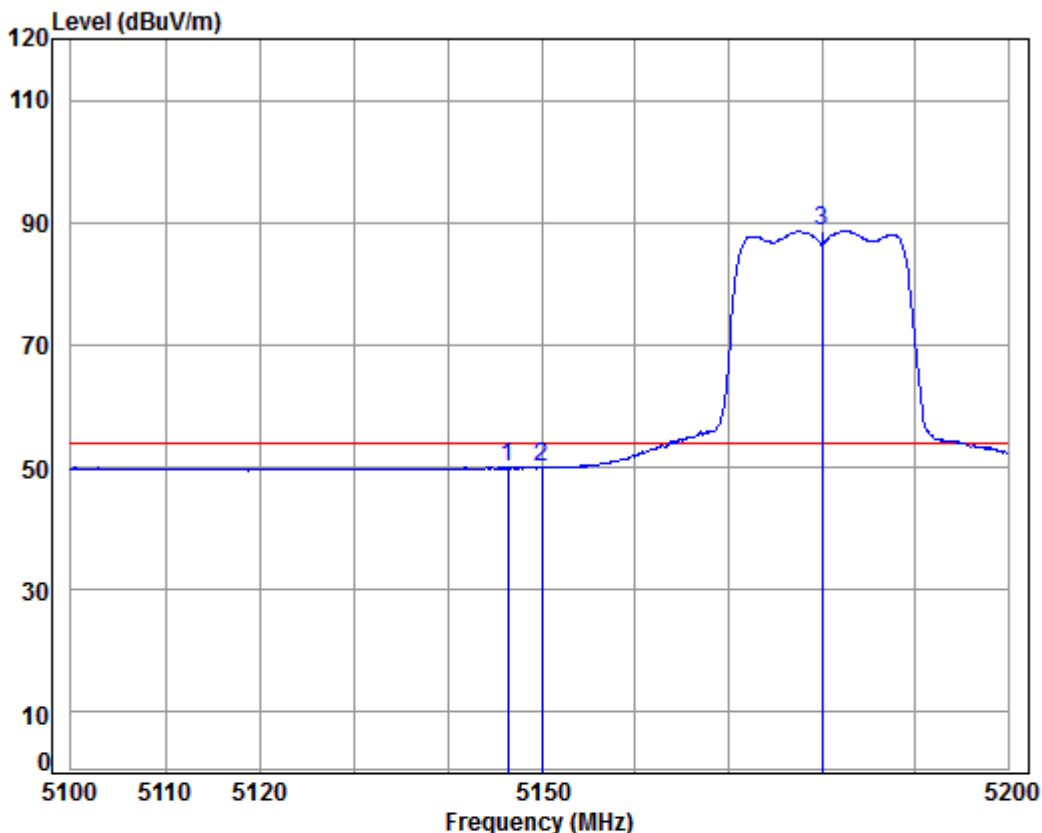


Condition: 3m VERTICAL
Job No : 07676CR/07677CR
Mode : 5180 Band edge
: 5G WIFI 11AC20

	Freq	Cable Loss	Ant Factor	Preamplifier	Read Level	Limit Level	Over Limit	Remark
	MHz	dB	dB/m	dB	dBuV	dBuV/m	dBuV/m	dB
1	5140.965	8.31	34.47	38.47	56.78	61.09	74.00	-12.91 Peak
2	5150.000	8.33	34.47	38.47	54.13	58.46	74.00	-15.54 Peak
3 pp	5180.000	8.37	34.46	38.46	90.42	94.79	74.00	20.79 Peak



Mode:m; Polarization:Vertical; Modulation Type:802.11ac; bandwidth:20MHz; Channel:Low



Condition: 3m VERTICAL

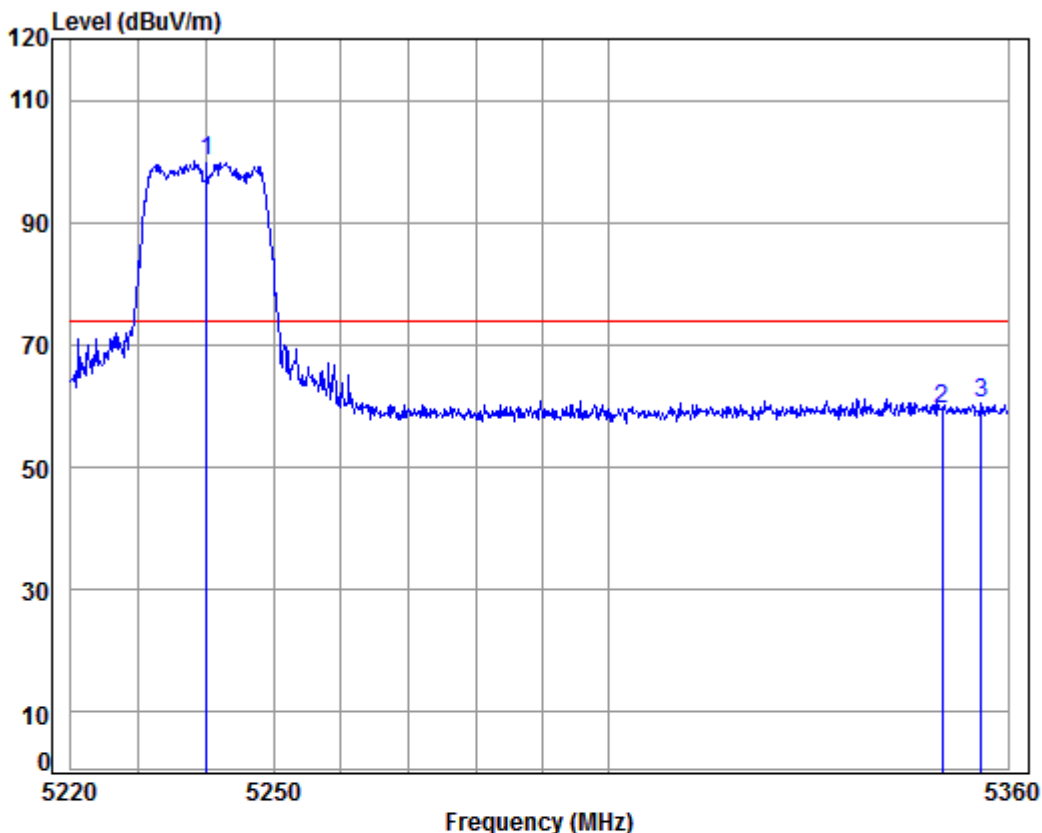
Job No : 07676CR/07677CR

Mode : 5180 Band edge

: 5G WIFI 11AC20

	Freq	Cable Loss	Ant Factor	Preamplifier	Read Level	Limit Level	Over Limit	Remark
	MHz	dB	dB/m	dB	dBuV	dBuV/m	dB	
1	5146.358	8.32	34.47	38.47	45.67	54.00	-4.01	Average
2	5150.000	8.33	34.47	38.47	45.70	54.00	-3.97	Average
3 pp	5180.000	8.37	34.46	38.46	84.18	54.00	34.55	Average

Mode:m; Polarization:Horizontal; Modulation Type:802.11ac; bandwidth:20MHz; Channel:High

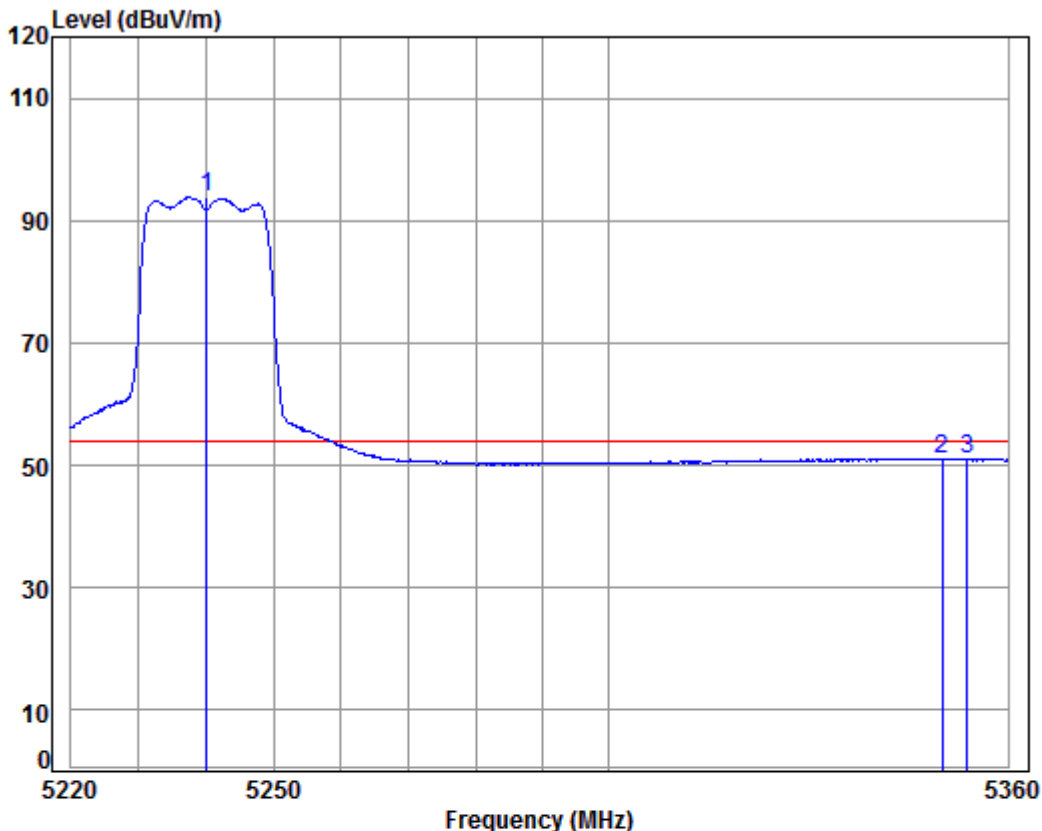


Condition: 3m HORIZONTAL
 Job No : 07676CR/07677CR
 Mode : 5240 Band edge
 : 5G WIFI 11AC20

	Freq	Cable Loss	Ant Factor	Preamp Factor	Read Level	Limit Level	Over Limit	Remark
	MHz	dB	dB/m	dB	dBuV	dBuV/m	dBuV/m	dB
1 pp	5240.000	8.46	34.45	38.45	95.69	100.15	74.00	26.15 peak
2	5350.000	8.63	34.43	38.43	54.99	59.62	74.00	-14.38 peak
3	5355.888	8.64	34.43	38.42	55.84	60.49	74.00	-13.51 peak



Mode:m; Polarization:Horizontal; Modulation Type:802.11ac; bandwidth:20MHz; Channel:High

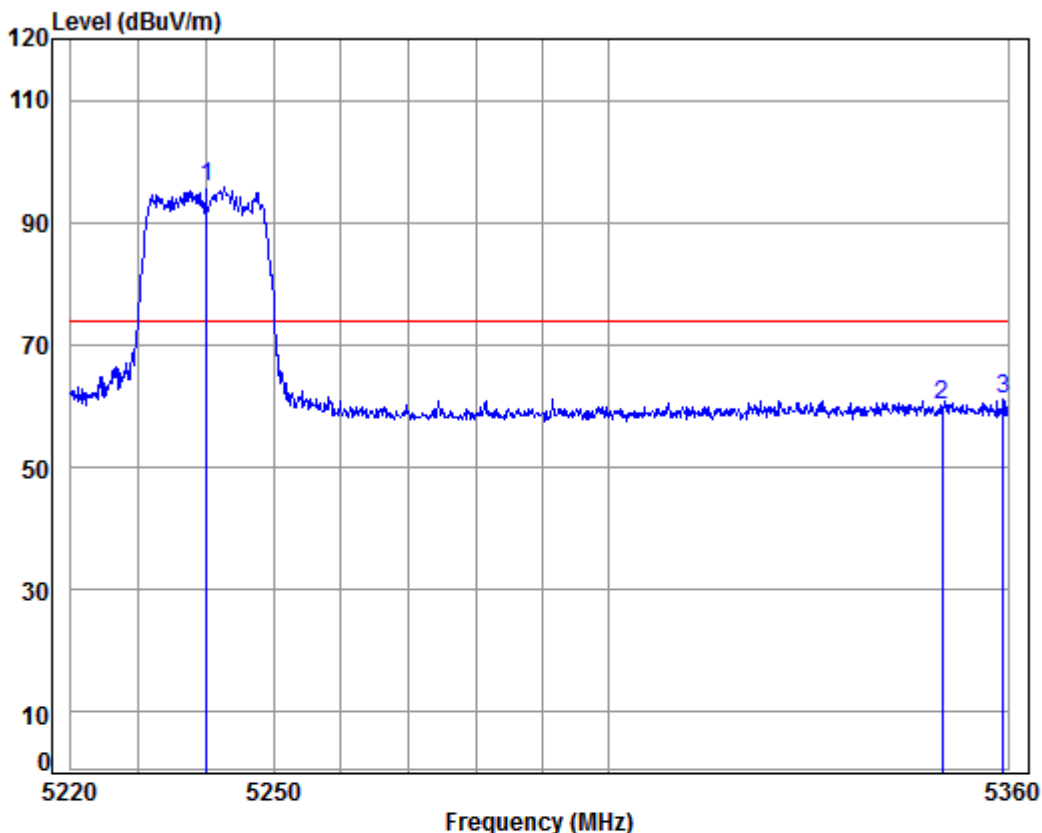


Condition: 3m HORIZONTAL
Job No : 07676CR/07677CR
Mode : 5240 Band edge
: 5G WIFI 11AC20

	Freq	Cable Loss	Ant Factor	Preamp Factor	Read Level	Limit Level	Over Line	Over Limit	Remark
	MHz	dB	dB/m	dB	dBuV	dBuV/m	dBuV/m	dB	
1 pp	5240.000	8.46	34.45	38.45	89.30	93.76	54.00	39.76	Average
2	5350.000	8.63	34.43	38.43	46.31	50.94	54.00	-3.06	Average
3	5353.903	8.64	34.43	38.42	46.27	50.92	54.00	-3.08	Average



Mode:m; Polarization:Vertical; Modulation Type:802.11ac; bandwidth:20MHz; Channel:High

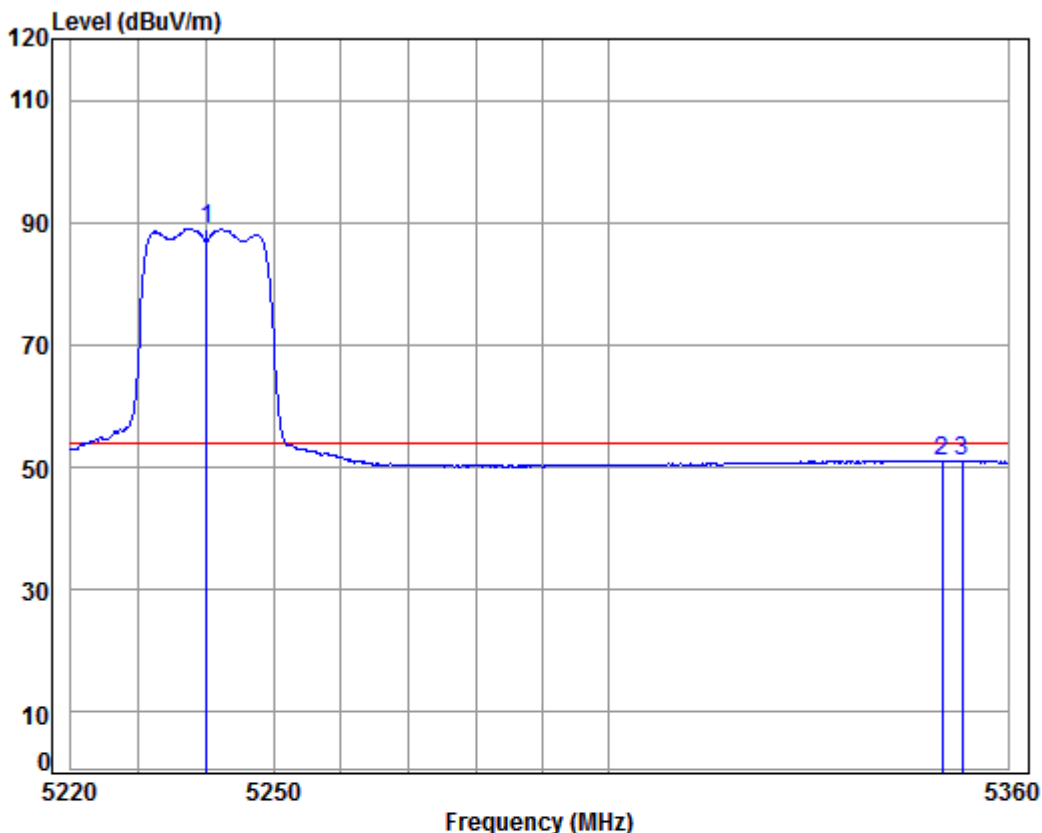


Condition: 3m VERTICAL
Job No : 07676CR/07677CR
Mode : 5240 Band edge
: 5G WIFI 11AC20

	Freq	Cable Loss	Ant Factor	Preamp Factor	Read Level	Limit Level	Over Limit	Remark
	MHz	dB	dB/m	dB	dBuV	dBuV/m	dBuV/m	dB
1 pp	5240.000	8.46	34.45	38.45	91.41	95.87	74.00	21.87 Peak
2	5350.000	8.63	34.43	38.43	55.53	60.16	74.00	-13.84 Peak
3	5359.291	8.64	34.43	38.42	56.44	61.09	74.00	-12.91 Peak



Mode:m; Polarization:Vertical; Modulation Type:802.11ac; bandwidth:20MHz; Channel:High

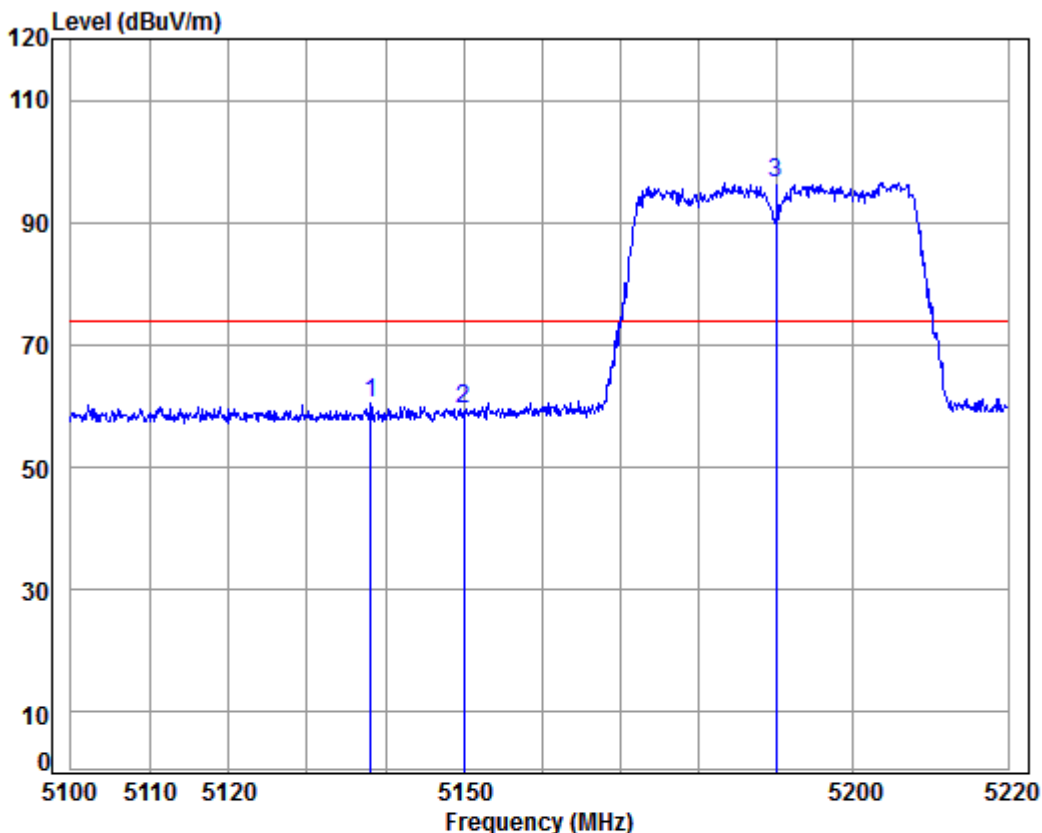


Condition: 3m VERTICAL
Job No : 07676CR/07677CR
Mode : 5240 Band edge
: 5G WIFI 11AC20

	Freq	Cable Loss	Ant Factor	Preamp Factor	Read Level	Limit Level	Over Line	Remark
	MHz	dB	dB/m	dB	dBuV	dBuV/m	dBuV/m	dB
1 pp	5240.000	8.46	34.45	38.45	84.39	88.85	54.00	34.85 Average
2	5350.000	8.63	34.43	38.43	46.32	50.95	54.00	-3.05 Average
3	5353.053	8.63	34.43	38.43	46.36	50.99	54.00	-3.01 Average



Mode:m; Polarization:Horizontal; Modulation Type:802.11ac; bandwidth:40MHz; Channel:Low

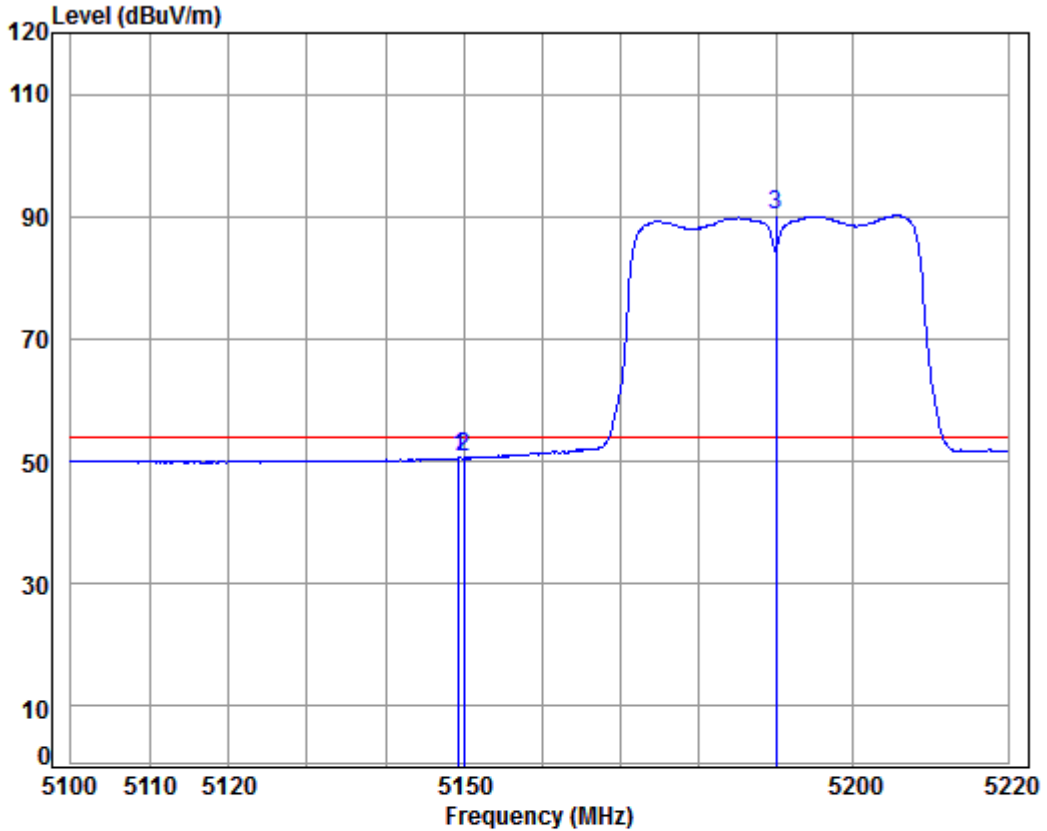


Condition: 3m HORIZONTAL
Job No : 07676CR/07677CR
Mode : 5190 Band edge
: 5G WIFI 11AC40

	Freq	Cable Loss	Ant Factor	Preamplifier	Read Level	Limit Level	Over Limit	Remark
	MHz	dB	dB/m	dB	dBuV	dBuV/m	dBuV/m	dB
1	5138.097	8.31	34.47	38.47	56.34	60.65	74.00	-13.35 peak
2	5150.000	8.33	34.47	38.47	55.07	59.40	74.00	-14.60 peak
3 pp	5190.000	8.39	34.46	38.46	92.16	96.55	74.00	22.55 peak



Mode:m; Polarization:Horizontal; Modulation Type:802.11ac; bandwidth:40MHz; Channel:Low

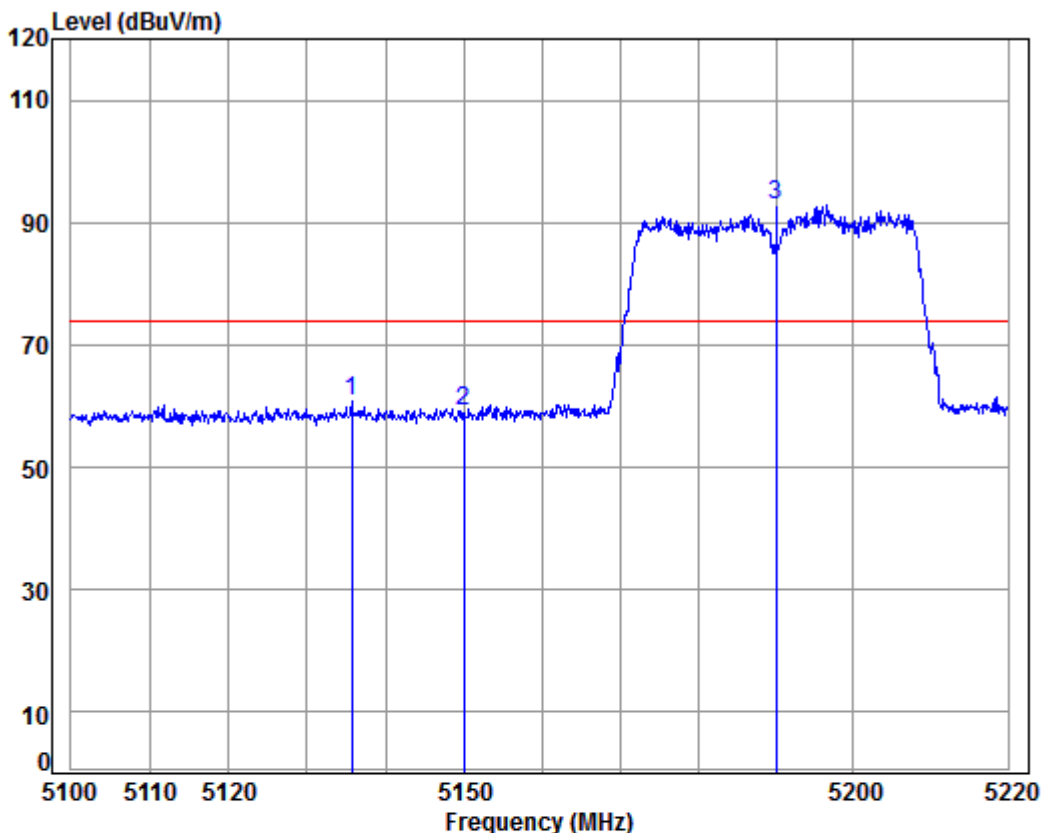


Condition: 3m HORIZONTAL
Job No : 07676CR/07677CR
Mode : 5190 Band edge
: 5G WIFI 11AC40

	Freq	Cable Loss	Ant Factor	Preamplifier	Read Level	Limit	Over	Remark
	MHz	dB	dB/m	dB	dBuV	dBuV/m	dB	
1	5149.342	8.32	34.47	38.47	46.37	50.69	-3.31	Average
2	5150.000	8.33	34.47	38.47	46.23	50.56	-3.44	Average
3 pp	5190.000	8.39	34.46	38.46	85.79	90.18	36.18	Average



Mode:m; Polarization:Vertical; Modulation Type:802.11ac; bandwidth:40MHz; Channel:Low



Condition: 3m VERTICAL

Job No : 07676CR/07677CR

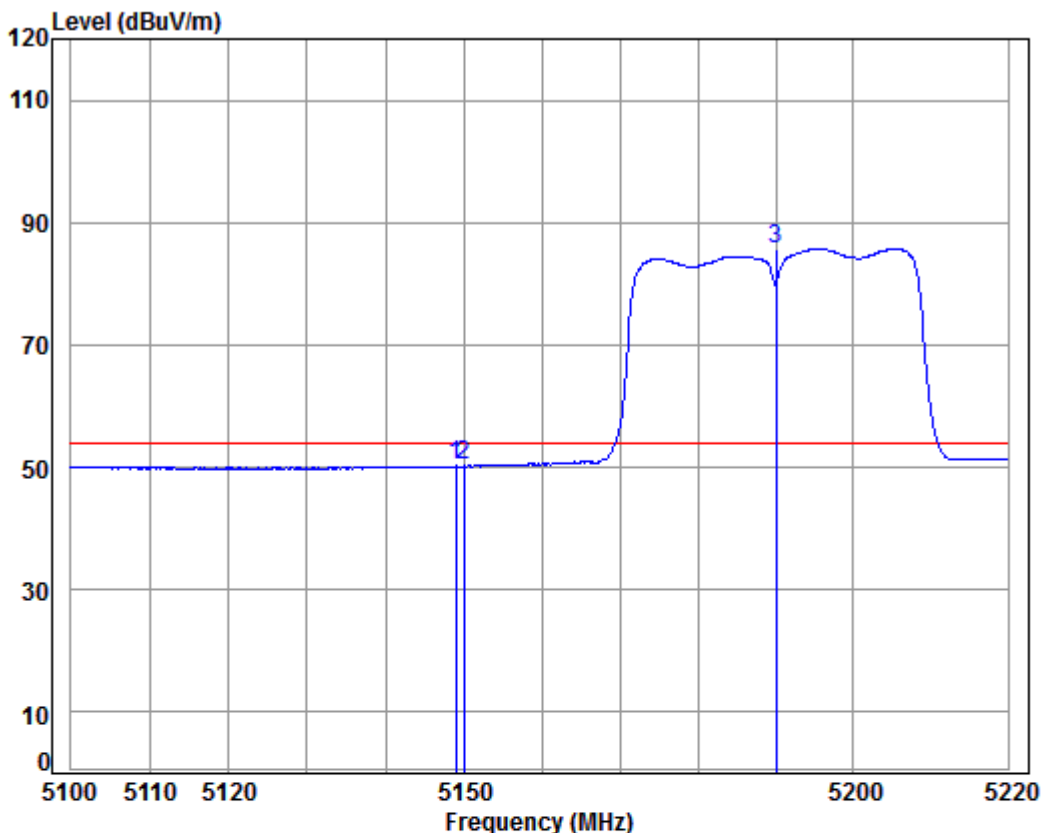
Mode : 5190 Band edge

: 5G WIFI 11AC40

	Freq	Cable Loss	Ant Factor	Preamp Factor	Read Level	Limit Level	Over Limit	Remark
	MHz	dB	dB/m	dB	dBuV	dBuV/m	dBuV/m	dB
1	5135.708	8.30	34.47	38.47	56.42	60.72	74.00	-13.28 Peak
2	5150.000	8.33	34.47	38.47	54.78	59.11	74.00	-14.89 Peak
3 pp	5190.000	8.39	34.46	38.46	88.41	92.80	74.00	18.80 Peak



Mode:m; Polarization:Vertical; Modulation Type:802.11ac; bandwidth:40MHz; Channel:Low

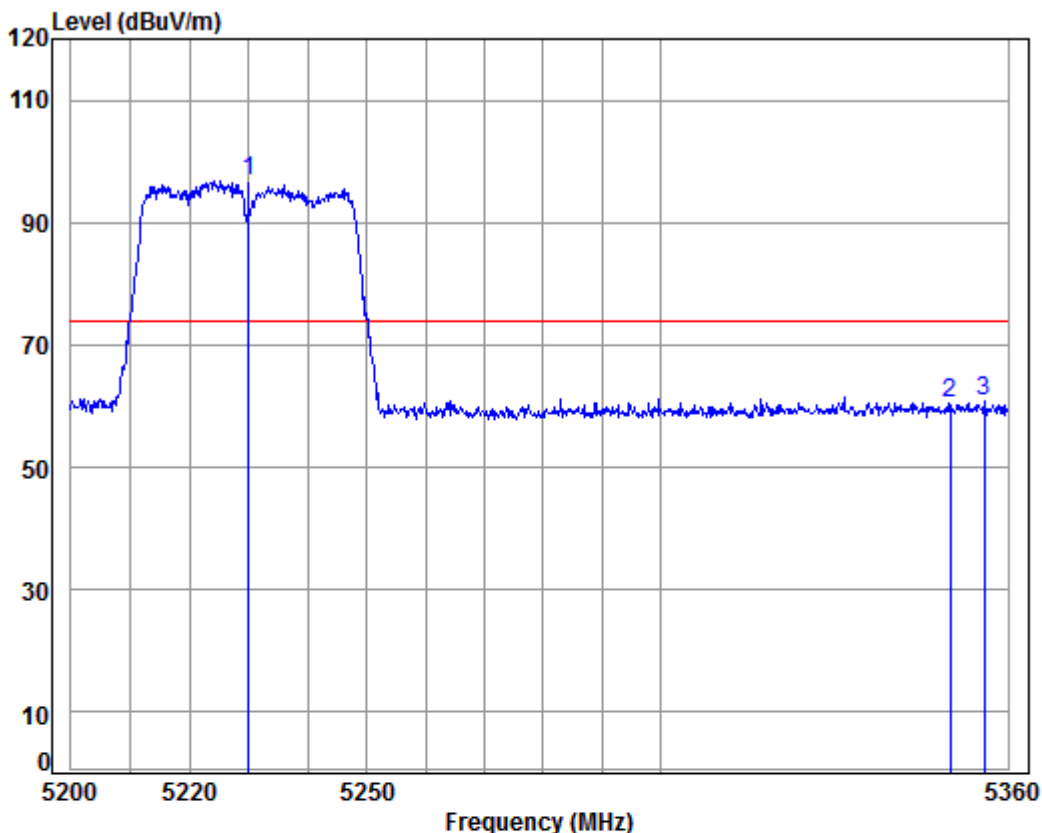


Condition: 3m VERTICAL
Job No : 07676CR/07677CR
Mode : 5190 Band edge
: 5G WIFI 11AC40

	Freq	Cable Loss	Ant Factor	Preamplifier	Read Level	Limit Line	Over Limit	Remark
	MHz	dB	dB/m	dB	dBuV	dBuV/m	dB	
1	5148.982	8.32	34.47	38.47	45.90	50.22	-3.78	Average
2	5150.000	8.33	34.47	38.47	45.87	50.20	-3.80	Average
3 pp	5190.000	8.39	34.46	38.46	81.34	85.73	31.73	Average



Mode:m; Polarization:Horizontal; Modulation Type:802.11ac; bandwidth:40MHz; Channel:High

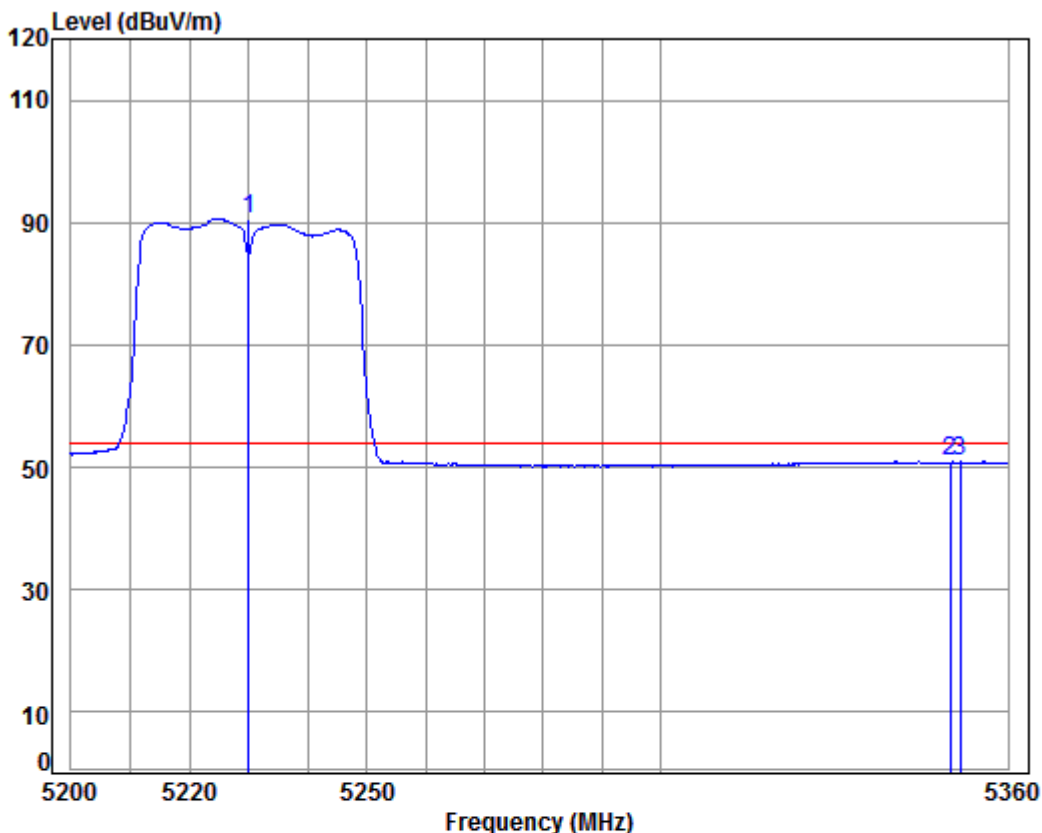


Condition: 3m HORIZONTAL
Job No : 07676CR/07677CR
Mode : 5230 Band edge
: 5G WIFI 11AC40

	Freq	Cable Loss	Ant Factor	Preamp Factor	Read Level	Limit Level	Over Limit	Remark
	MHz	dB	dB/m	dB	dBuV	dBuV/m	dBuV/m	dB
1 pp	5230.000	8.45	34.45	38.45	92.27	96.72	74.00	22.72 peak
2	5350.000	8.63	34.43	38.43	55.71	60.34	74.00	-13.66 peak
3	5355.940	8.64	34.43	38.42	56.01	60.66	74.00	-13.34 peak



Mode:m; Polarization:Horizontal; Modulation Type:802.11ac; bandwidth:40MHz; Channel:High

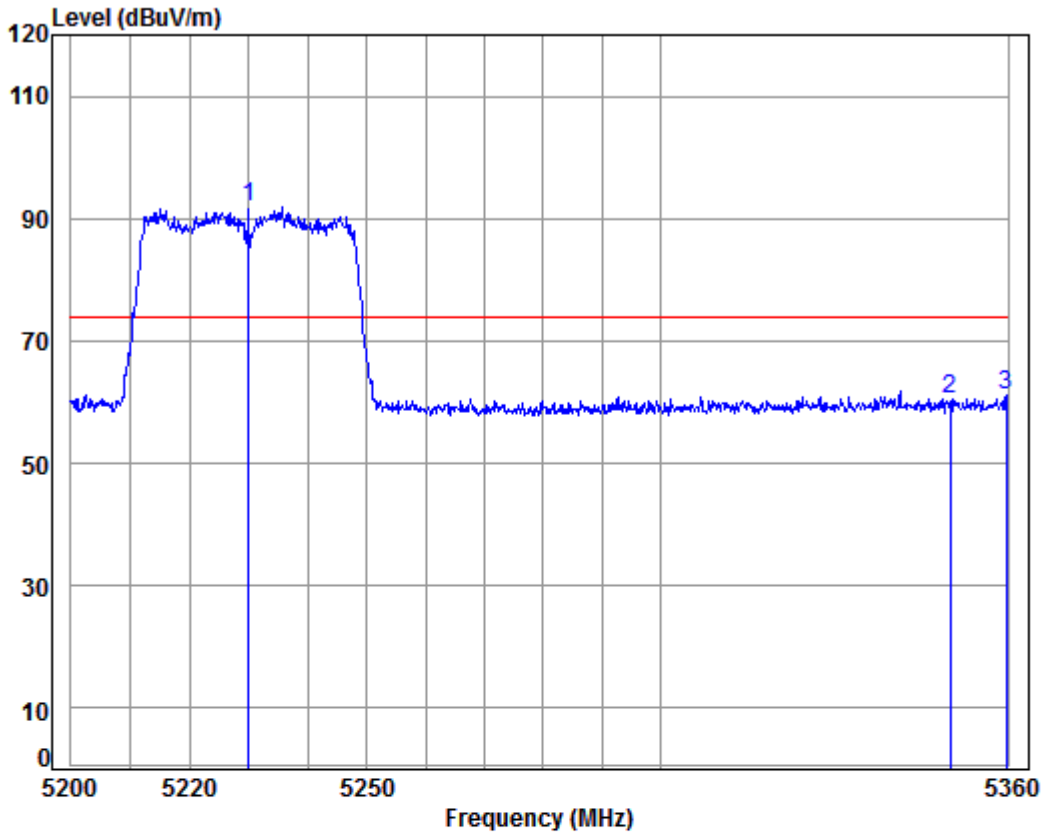


Condition: 3m HORIZONTAL
Job No : 07676CR/07677CR
Mode : 5230 Band edge
: 5G WIFI 11AC40

	Freq	Cable Loss	Ant Factor	Preamp Factor	Read Level	Limit Level	Over Limit	Remark
	MHz	dB	dB/m	dB	dBuV	dBuV/m	dB	
1 pp	5230.000	8.45	34.45	38.45	86.10	90.55	54.00	36.55 Average
2	5350.000	8.63	34.43	38.43	46.23	50.86	54.00	-3.14 Average
3	5351.722	8.63	34.43	38.43	46.28	50.91	54.00	-3.09 Average



Mode:m; Polarization:Vertical; Modulation Type:802.11ac; bandwidth:40MHz; Channel:High

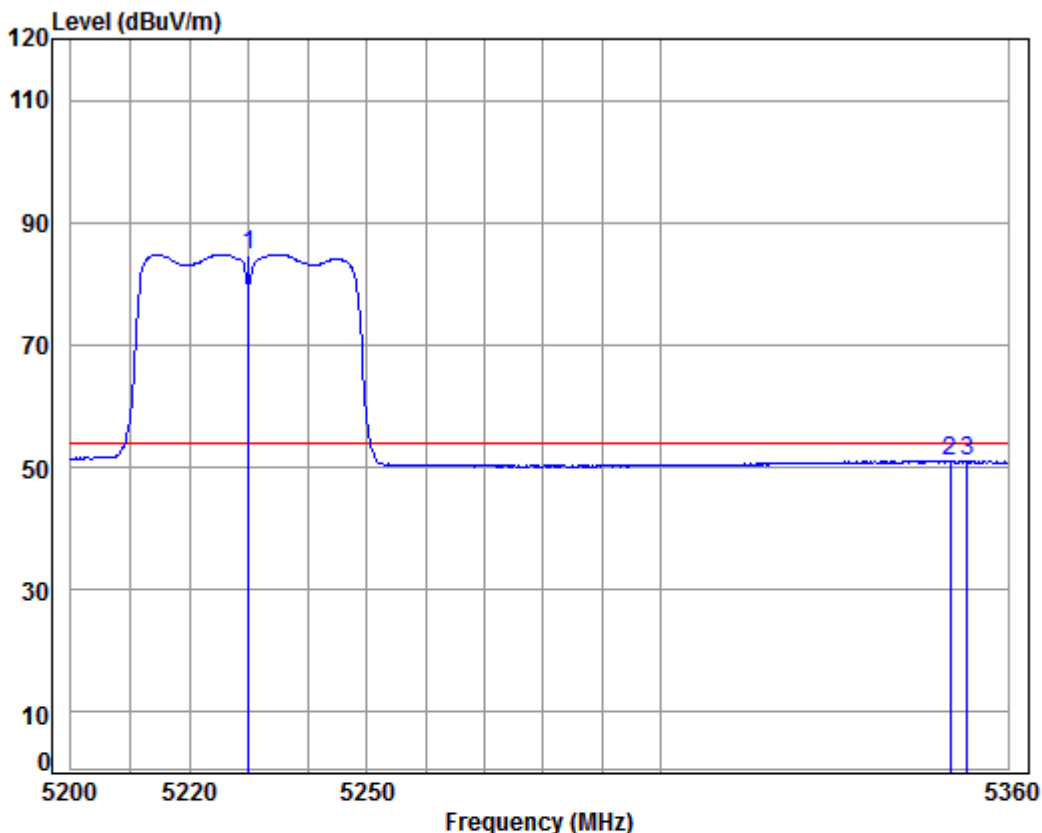


Condition: 3m VERTICAL
Job No : 07676CR/07677CR
Mode : 5230 Band edge
: 5G WIFI 11AC40

	Freq	Cable Loss	Ant Factor	Preamplifier	Read Level	Limit Level	Over Limit	Remark
	MHz	dB	dB/m	dB	dBuV	dBuV/m	dBuV/m	dB
1 pp	5230.000	8.45	34.45	38.45	87.40	91.85	74.00	17.85 Peak
2	5350.000	8.63	34.43	38.43	55.88	60.51	74.00	-13.49 Peak
3	5359.675	8.64	34.43	38.42	56.62	61.27	74.00	-12.73 Peak



Mode:m; Polarization:Vertical; Modulation Type:802.11ac; bandwidth:40MHz; Channel:High

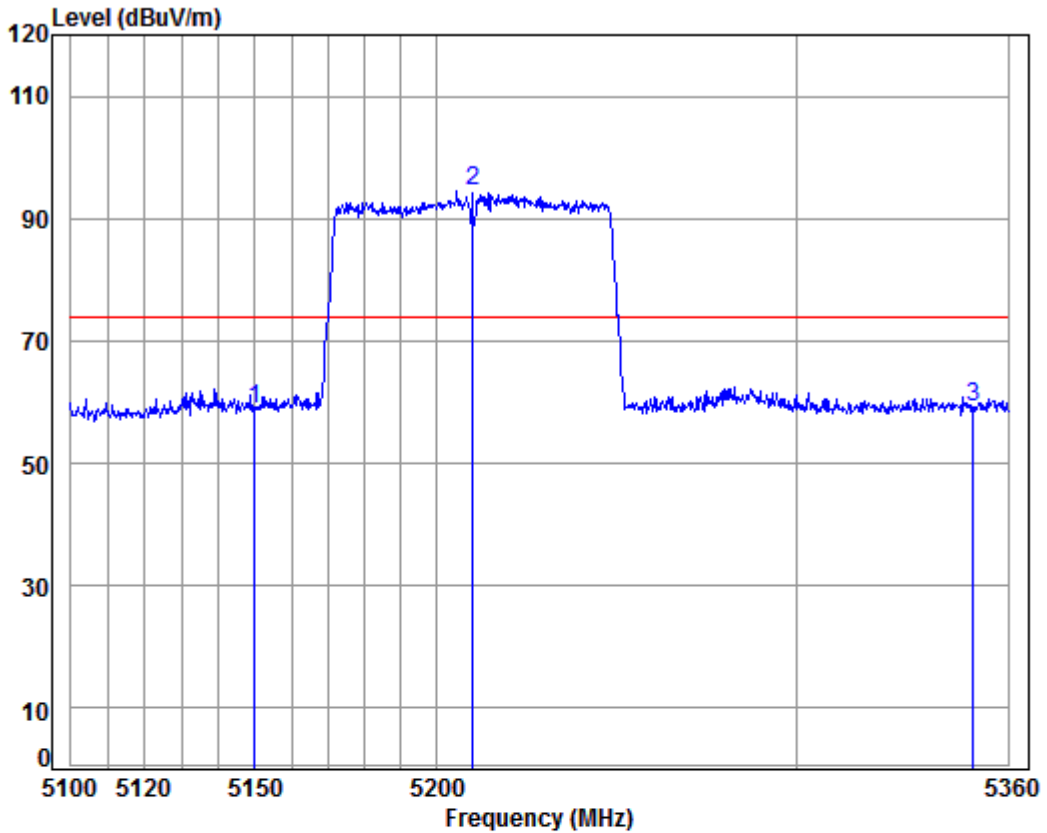


Condition: 3m VERTICAL
Job No : 07676CR/07677CR
Mode : 5230 Band edge
: 5G WIFI 11AC40

	Freq	Cable Loss	Ant Factor	Preamp Factor	Read Level	Limit Level	Over Limit	Remark
	MHz	dB	dB/m	dB	dBuV	dBuV/m	dB	
1 pp	5230.000	8.45	34.45	38.45	80.38	84.83	30.83	Average
2	5350.000	8.63	34.43	38.43	46.33	50.96	-3.04	Average
3	5353.020	8.63	34.43	38.43	46.30	50.93	-3.07	Average



Mode:m; Polarization:Horizontal; Modulation Type:802.11ac; bandwidth:80MHz; Channel:Middle

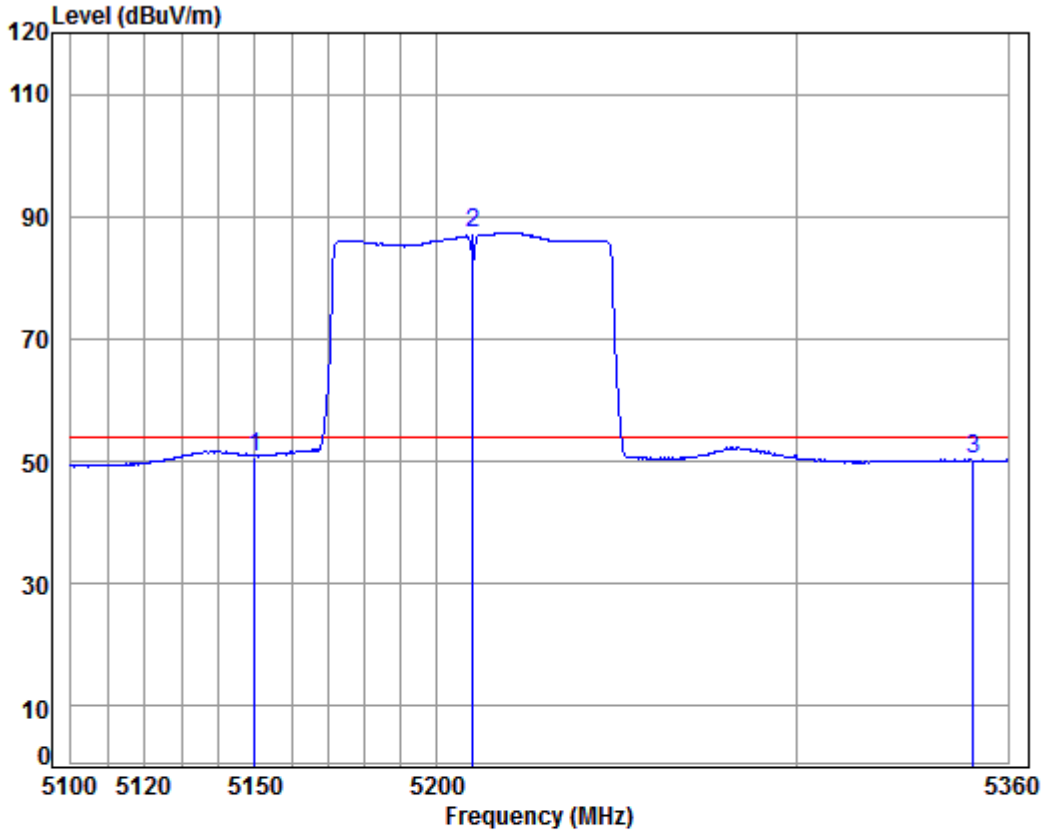


Condition: 3m HORIZONTAL
Job No : 07676CR/07677CR
Mode : 5210 Band edge
: 5G WIFI 11AC80

	Freq	Cable Loss	Ant Factor	Preamp Factor	Read Level	Limit Level	Over Limit	Remark
	MHz	dB	dB/m	dB	dBuV	dBuV/m	dBuV/m	dB
1	5150.000	8.33	34.47	38.47	54.67	59.00	74.00	-15.00 peak
2	5210.000	8.42	34.46	38.45	90.06	94.49	74.00	20.49 peak
3	5350.000	8.63	34.43	38.43	54.49	59.12	74.00	-14.88 peak



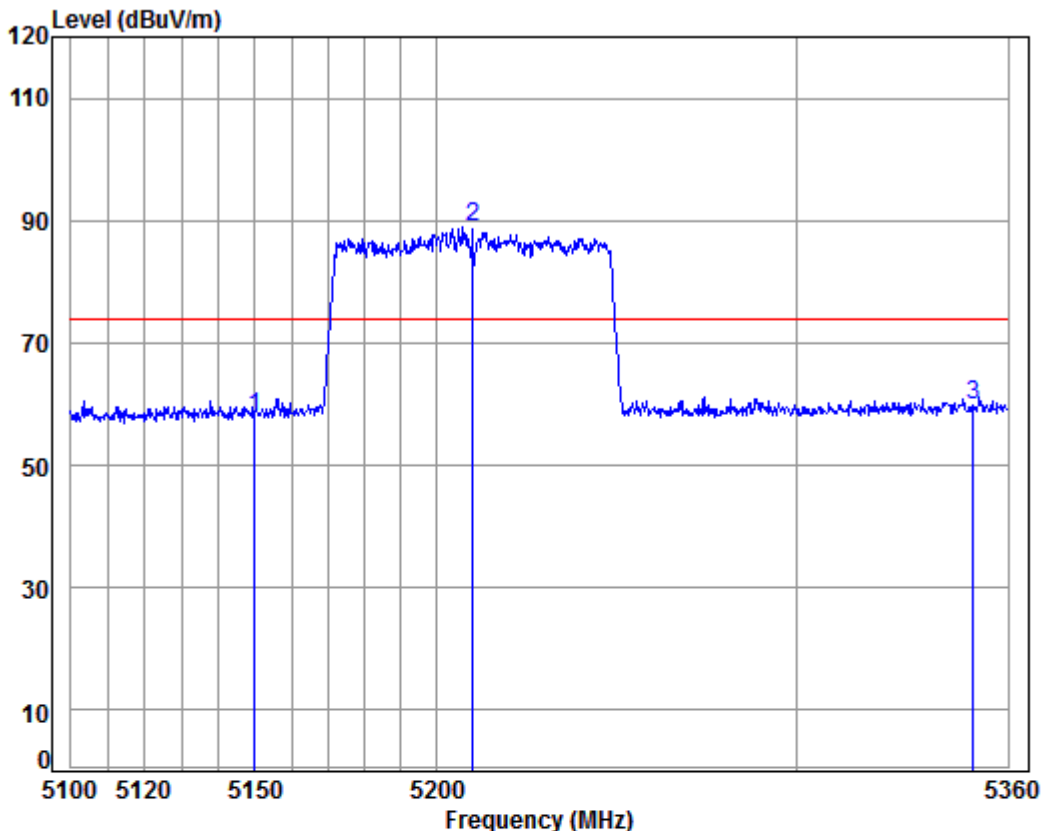
Mode:m; Polarization:Horizontal; Modulation Type:802.11ac; bandwidth:80MHz; Channel:Middle



Condition: 3m HORIZONTAL
Job No : 07676CR/07677CR
Mode : 5210 Band edge
: 5G WIFI 11AC80

	Freq	Cable Loss	Ant Factor	Preamplifier	Read Level	Limit Level	Over Limit	Remark
	MHz	dB	dB/m	dB	dBuV	dBuV/m	dB	
1	5150.000	8.33	34.47	38.47	46.50	50.83	-3.17	Average
2	5210.000	8.42	34.46	38.45	82.91	87.34	33.34	Average
3	5350.000	8.63	34.43	38.43	45.68	50.31	-3.69	Average

Mode:m; Polarization:Vertical; Modulation Type:802.11ac; bandwidth:80MHz; Channel:Middle

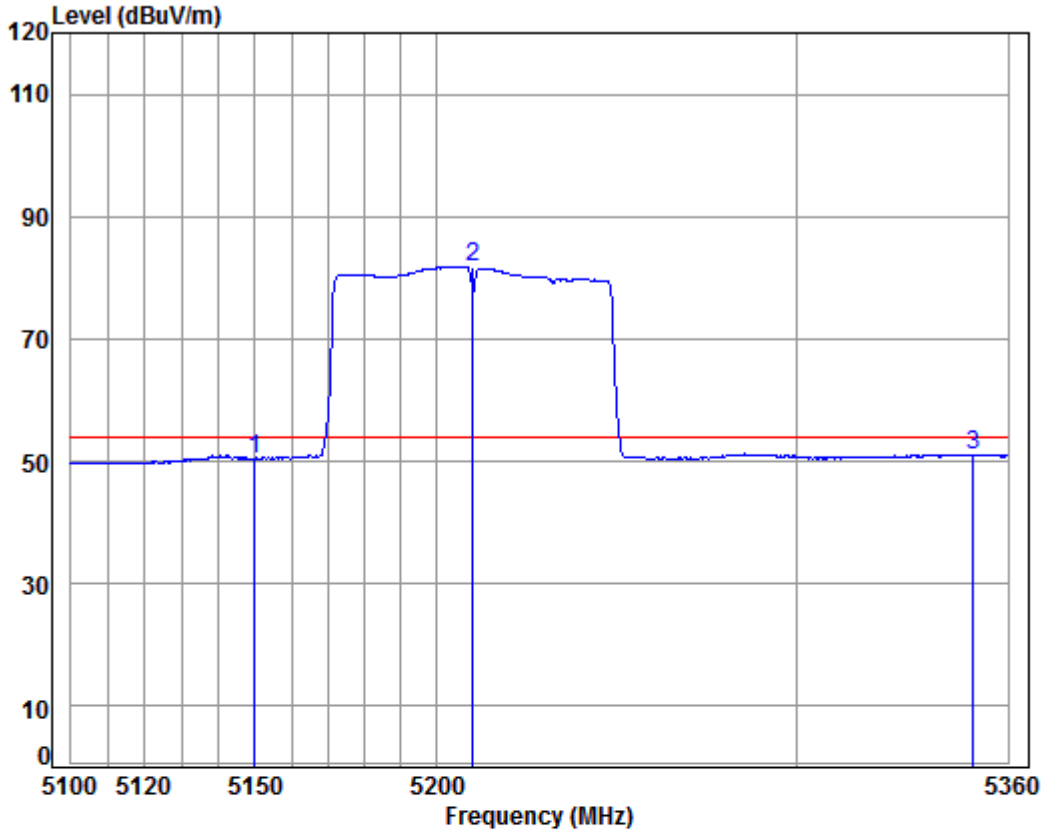


Condition: 3m VERTICAL
 Job No : 07676CR/07677CR
 Mode : 5210 Band edge
 : 5G WIFI 11AC80

	Freq	Cable Loss	Ant Factor	Preamplifier	Read Level	Limit Level	Over Limit	Remark
	MHz	dB	dB/m	dB	dBuV	dBuV/m	dBuV/m	dB
1	5150.000	8.33	34.47	38.47	53.59	57.92	74.00	-16.08 Peak
2	5210.000	8.42	34.46	38.45	84.43	88.86	74.00	14.86 Peak
3	5350.000	8.63	34.43	38.43	55.33	59.96	74.00	-14.04 Peak



Mode:m; Polarization:Vertical; Modulation Type:802.11ac; bandwidth:80MHz; Channel:Middle



Condition: 3m VERTICAL
Job No : 07676CR/07677CR
Mode : 5210 Band edge
: 5G WIFI 11AC80

	Freq	Cable Loss	Ant Factor	Preamplifier	Read Level	Limit Level	Over Limit	Remark
	MHz	dB	dB/m	dB	dBuV	dBuV/m	dBuV/m	dB
1	5150.000	8.33	34.47	38.47	46.17	50.50	54.00	-3.50 Average
2	5210.000	8.42	34.46	38.45	77.37	81.80	54.00	27.80 Average
3	5350.000	8.63	34.43	38.43	46.35	50.98	54.00	-3.02 Average



Remark:

1) The field strength is calculated by adding the Antenna Factor, Cable Factor & Preamplifier. The basic equation with a sample calculation is as follows:

Final Test Level = Receiver Reading + Antenna Factor + Cable Factor – Preamplifier Factor

2) Scan from 9kHz to 40GHz, the disturbance above 13GHz and below 30MHz was very low, and the above harmonics were the highest point could be found when testing, so only the above harmonics had been displayed. The amplitude of spurious emissions from the radiator which are attenuated more than 20dB below the limit need not be reported.

3) As shown in this section, for frequencies above 1GHz, the field strength limits are based on average limits. However, the peak field strength of any emission shall not exceed the maximum permitted average limits specified above by more than 20 dB under any condition of modulation. So, only the peak measurements were shown in the report.



7.13 Frequency Stability

Test Requirement	47 CFR Part 15, Subpart C 15.407 (g)
Test Method:	ANSI C63.10 (2013) Section 6.8
Limit:	The frequency tolerance shall be maintained within the band of operation frequency over a temperature variation of 0 degrees to 35 degrees C at normal supply voltage, and for a variation in the primary supply voltage from 85% to 115% of the rated supply voltage at a temperature of 20 degrees C.

7.13.1 E.U.T. Operation

Operating Environment:

Temperature: 25 °C Humidity: 55 % RH Atmospheric Pressure: 1000 mbar

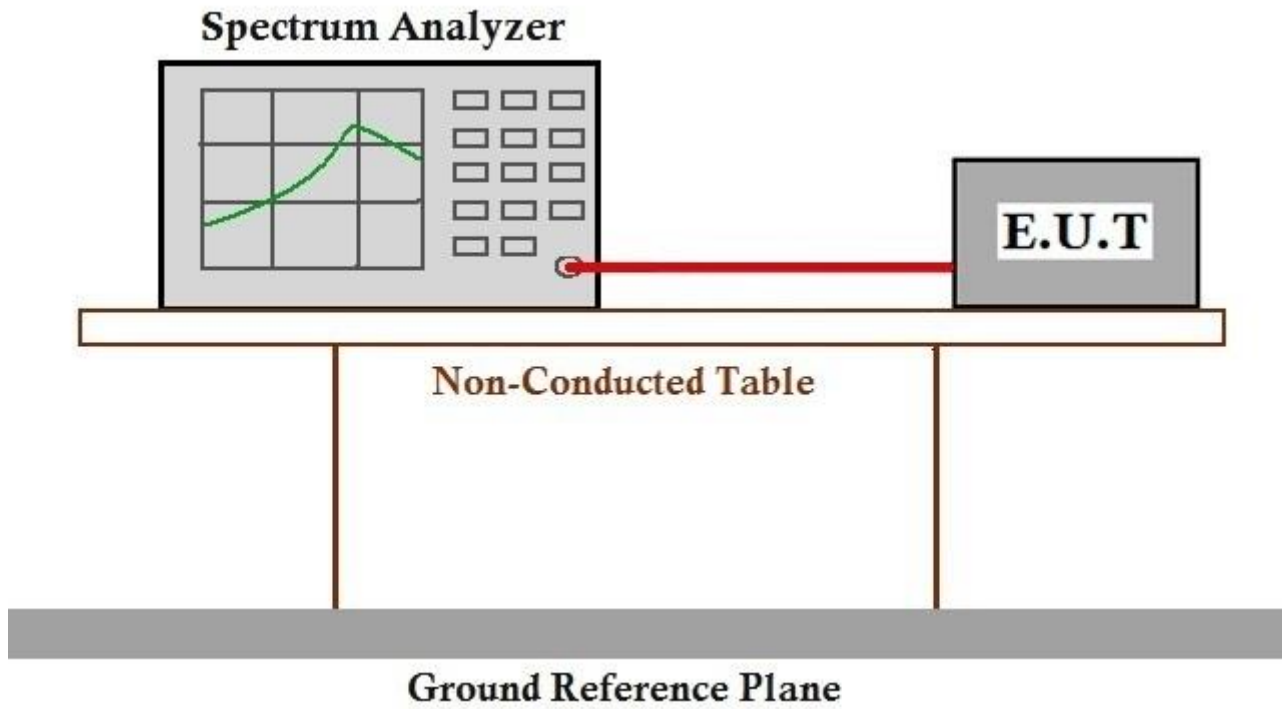
Pretest these mode to find the worst case: i:TX mode (Band 1)_Keep the EUT in continuously transmitting mode with all modulation types. All data rates for each modulation type have been tested and found the data rate @ 6Mbps is the worst case of IEEE 802.11a; data rate @ MCS0 is the worst case of IEEE 802.11n(HT20); data rate @ MCS0 is the worst case of IEEE 802.11n(HT40); data rate @ MCS0 is the worst case of IEEE 802.11ac(VHT20); data rate @ MCS0 is the worst case of IEEE 802.11ac(VHT40); data rate @ MCS0 is the worst case of IEEE 802.11ac(VHT80). Only the data of worst case is recorded in the report.

l:TX mode (Band 3)_Keep the EUT in continuously transmitting mode with all modulation types. All data rates for each modulation type have been tested and found the data rate @ 6Mbps is the worst case of IEEE 802.11a; data rate @ MCS0 is the worst case of IEEE 802.11n(HT20); data rate @ MCS0 is the worst case of IEEE 802.11n(HT40); data rate @ MCS0 is the worst case of IEEE 802.11ac(VHT20); data rate @ MCS0 is the worst case of IEEE 802.11ac(VHT40); data rate @ MCS0 is the worst case of IEEE 802.11ac(VHT80). Only the data of worst case is recorded in the report.

k:TX mode (Band 2C)_Keep the EUT in continuously transmitting mode with all modulation types. All data rates for each modulation type have been tested and found the data rate @ 6Mbps is the worst case of IEEE 802.11a; data rate @ MCS0 is the worst case of IEEE 802.11n(HT20); data rate @ MCS0 is the worst case of IEEE 802.11n(HT40); data rate @ MCS0 is the worst case of IEEE 802.11ac(VHT20); data rate @ MCS0 is the worst case of IEEE 802.11ac(VHT40); data rate @ MCS0 is the worst case of IEEE 802.11ac(VHT80). Only the data of worst case is recorded in the report.

j:TX mode (Band 2A)_Keep the EUT in continuously transmitting mode with all modulation types. All data rates for each modulation type have been tested and found the data rate @ 6Mbps is the worst case of IEEE 802.11a; data rate @ MCS0 is the worst case of IEEE 802.11n(HT20); data rate @ MCS0 is the worst case of IEEE 802.11n(HT40); data rate @ MCS0 is the worst case of IEEE 802.11ac(VHT20); data rate @ MCS0 is the worst case of IEEE 802.11ac(VHT40); data rate @ MCS0 is the worst case of IEEE 802.11ac(VHT80). Only the data of worst case is recorded in the report.

7.13.2 Test Setup Diagram



7.13.3 Measurement Procedure and Data

The detailed test data see: Appendix 15.407



8 Appendix

8.1 Appendix 15.407

1.Emission Bandwidth Measurement

Test Mode	Test Channel	Ant	EBW[MHz]	Limit[MHz]	Verdict
11A	5180	Ant1	19.800	---	PASS
11A	5180	Ant2	19.950	---	PASS
11A	5200	Ant1	19.680	---	PASS
11A	5200	Ant2	19.800	---	PASS
11A	5240	Ant1	20.010	---	PASS
11A	5240	Ant2	19.770	---	PASS
11A	5260	Ant1	19.860	---	PASS
11A	5260	Ant2	19.680	---	PASS
11A	5300	Ant1	19.740	---	PASS
11A	5300	Ant2	19.740	---	PASS
11A	5320	Ant1	19.680	---	PASS
11A	5320	Ant2	19.800	---	PASS
11A	5500	Ant1	19.950	---	PASS
11A	5500	Ant2	19.800	---	PASS
11A	5580	Ant1	19.920	---	PASS
11A	5580	Ant2	19.740	---	PASS
11A	5600	Ant1	19.800	---	PASS
11A	5600	Ant2	20.010	---	PASS
11A	5700	Ant1	19.830	---	PASS
11A	5700	Ant2	19.650	---	PASS
11A	5745	Ant1	16.620	>=0.5	PASS
11A	5745	Ant2	16.590	>=0.5	PASS
11A	5785	Ant1	16.560	>=0.5	PASS
11A	5785	Ant2	16.620	>=0.5	PASS
11A	5825	Ant1	16.560	>=0.5	PASS
11A	5825	Ant2	16.560	>=0.5	PASS
11N20	5180	Ant1	20.250	---	PASS
11N20	5180	Ant2	20.310	---	PASS



SGS-CSTC Standards Technical Services Co., Ltd.
Shenzhen Branch

Report No.: SZEM170700767704

Page: 334 of 636

11N20	5200	Ant1	20.310	---	PASS
11N20	5200	Ant2	20.340	---	PASS
11N20	5240	Ant1	20.190	---	PASS
11N20	5240	Ant2	20.340	---	PASS
11N20	5260	Ant1	20.280	---	PASS
11N20	5260	Ant2	20.250	---	PASS
11N20	5300	Ant1	20.220	---	PASS
11N20	5300	Ant2	20.340	---	PASS
11N20	5320	Ant1	20.310	---	PASS
11N20	5320	Ant2	20.280	---	PASS
11N20	5500	Ant1	20.190	---	PASS
11N20	5500	Ant2	20.310	---	PASS
11N20	5580	Ant1	20.400	---	PASS
11N20	5580	Ant2	20.280	---	PASS
11N20	5600	Ant1	20.280	---	PASS
11N20	5600	Ant2	20.340	---	PASS
11N20	5700	Ant1	20.190	---	PASS
11N20	5700	Ant2	20.250	---	PASS
11N20	5745	Ant1	17.790	≥ 0.5	PASS
11N20	5745	Ant2	17.790	≥ 0.5	PASS
11N20	5785	Ant1	17.820	≥ 0.5	PASS
11N20	5785	Ant2	17.820	≥ 0.5	PASS
11N20	5825	Ant1	17.760	≥ 0.5	PASS
11N20	5825	Ant2	17.820	≥ 0.5	PASS
11N40	5190	Ant1	40.500	---	PASS
11N40	5190	Ant2	40.440	---	PASS
11N40	5230	Ant1	40.500	---	PASS
11N40	5230	Ant2	40.560	---	PASS
11N40	5270	Ant1	40.560	---	PASS
11N40	5270	Ant2	40.500	---	PASS
11N40	5310	Ant1	40.560	---	PASS
11N40	5310	Ant2	40.560	---	PASS
11N40	5510	Ant1	40.560	---	PASS



SGS-CSTC Standards Technical Services Co., Ltd.
Shenzhen Branch

Report No.: SZEM170700767704

Page: 335 of 636

11N40	5510	Ant2	40.620	---	PASS
11N40	5550	Ant1	40.560	---	PASS
11N40	5550	Ant2	40.500	---	PASS
11N40	5590	Ant1	40.620	---	PASS
11N40	5590	Ant2	40.500	---	PASS
11N40	5670	Ant1	40.560	---	PASS
11N40	5670	Ant2	40.500	---	PASS
11N40	5755	Ant1	36.600	>=0.5	PASS
11N40	5755	Ant2	36.540	>=0.5	PASS
11N40	5795	Ant1	36.540	>=0.5	PASS
11N40	5795	Ant2	36.600	>=0.5	PASS
11AC20	5180	Ant1	20.130	---	PASS
11AC20	5180	Ant2	20.190	---	PASS
11AC20	5200	Ant1	20.220	---	PASS
11AC20	5200	Ant2	20.250	---	PASS
11AC20	5240	Ant1	20.160	---	PASS
11AC20	5240	Ant2	20.070	---	PASS
11AC20	5260	Ant1	20.070	---	PASS
11AC20	5260	Ant2	20.190	---	PASS
11AC20	5300	Ant1	20.250	---	PASS
11AC20	5300	Ant2	20.130	---	PASS
11AC20	5320	Ant1	20.160	---	PASS
11AC20	5320	Ant2	20.190	---	PASS
11AC20	5500	Ant1	20.220	---	PASS
11AC20	5500	Ant2	20.400	---	PASS
11AC20	5580	Ant1	20.370	---	PASS
11AC20	5580	Ant2	20.370	---	PASS
11AC20	5600	Ant1	20.280	---	PASS
11AC20	5600	Ant2	20.370	---	PASS
11AC20	5700	Ant1	20.250	---	PASS
11AC20	5700	Ant2	20.190	---	PASS
11AC20	5745	Ant1	17.790	>=0.5	PASS
11AC20	5745	Ant2	17.790	>=0.5	PASS



SGS-CSTC Standards Technical Services Co., Ltd.
Shenzhen Branch

Report No.: SZEM170700767704

Page: 336 of 636

11AC20	5785	Ant1	17.790	>=0.5	PASS
11AC20	5785	Ant2	17.760	>=0.5	PASS
11AC20	5825	Ant1	17.790	>=0.5	PASS
11AC20	5825	Ant2	17.820	>=0.5	PASS
11AC40	5190	Ant1	40.140	---	PASS
11AC40	5190	Ant2	40.260	---	PASS
11AC40	5230	Ant1	40.140	---	PASS
11AC40	5230	Ant2	40.140	---	PASS
11AC40	5270	Ant1	40.080	---	PASS
11AC40	5270	Ant2	40.140	---	PASS
11AC40	5310	Ant1	40.200	---	PASS
11AC40	5310	Ant2	40.200	---	PASS
11AC40	5510	Ant1	40.380	---	PASS
11AC40	5510	Ant2	40.380	---	PASS
11AC40	5550	Ant1	40.380	---	PASS
11AC40	5550	Ant2	40.320	---	PASS
11AC40	5590	Ant1	40.380	---	PASS
11AC40	5590	Ant2	40.200	---	PASS
11AC40	5670	Ant1	40.260	---	PASS
11AC40	5670	Ant2	40.320	---	PASS
11AC40	5755	Ant1	36.600	>=0.5	PASS
11AC40	5755	Ant2	36.600	>=0.5	PASS
11AC40	5795	Ant1	36.600	>=0.5	PASS
11AC40	5795	Ant2	36.600	>=0.5	PASS
11AC80	5210	Ant1	82.200	---	PASS
11AC80	5210	Ant2	82.080	---	PASS
11AC80	5290	Ant1	81.960	---	PASS
11AC80	5290	Ant2	82.200	---	PASS
11AC80	5530	Ant1	82.200	---	PASS
11AC80	5530	Ant2	82.200	---	PASS
11AC80	5610	Ant1	81.960	---	PASS
11AC80	5610	Ant2	82.080	---	PASS
11AC80	5775	Ant1	76.800	>=0.5	PASS

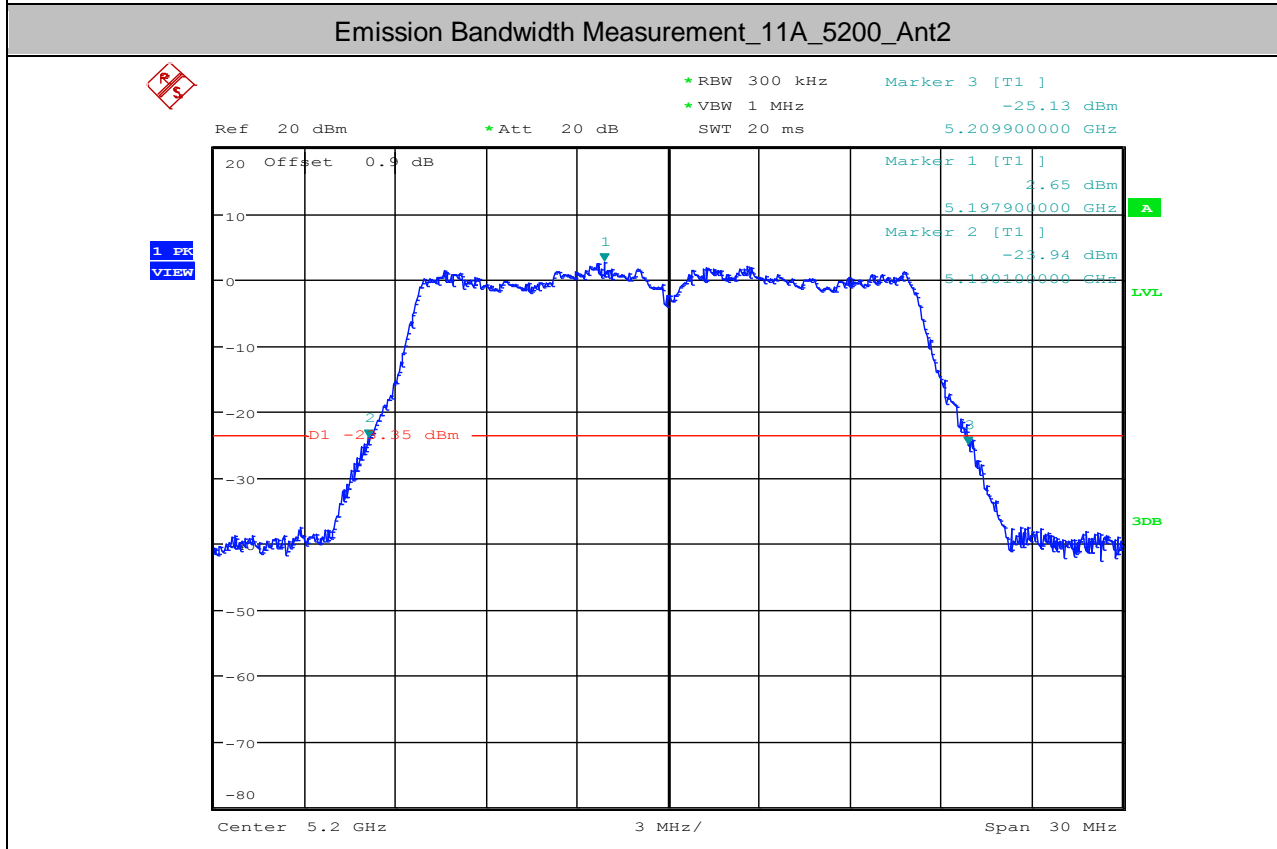
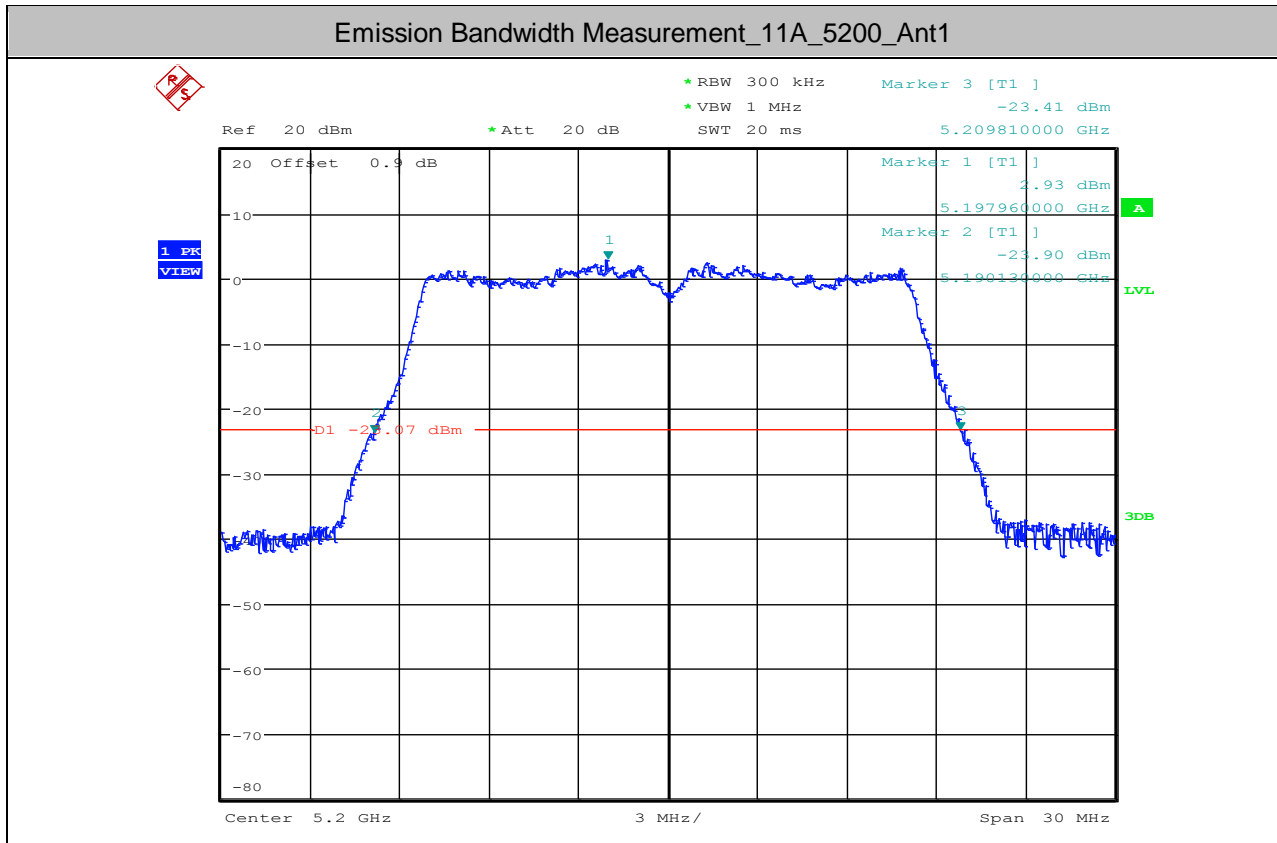


SGS-CSTC Standards Technical Services Co., Ltd.
Shenzhen Branch

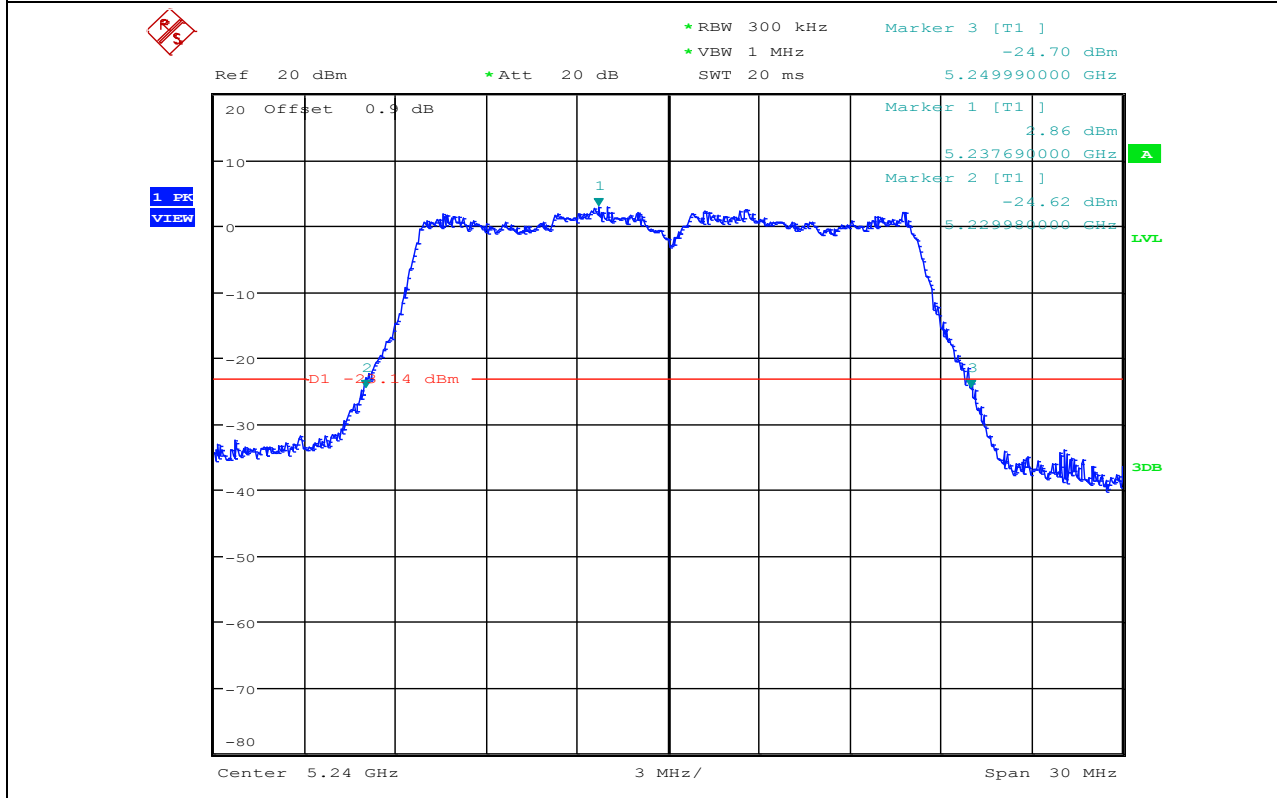
Report No.: SZEM170700767704

Page: 337 of 636

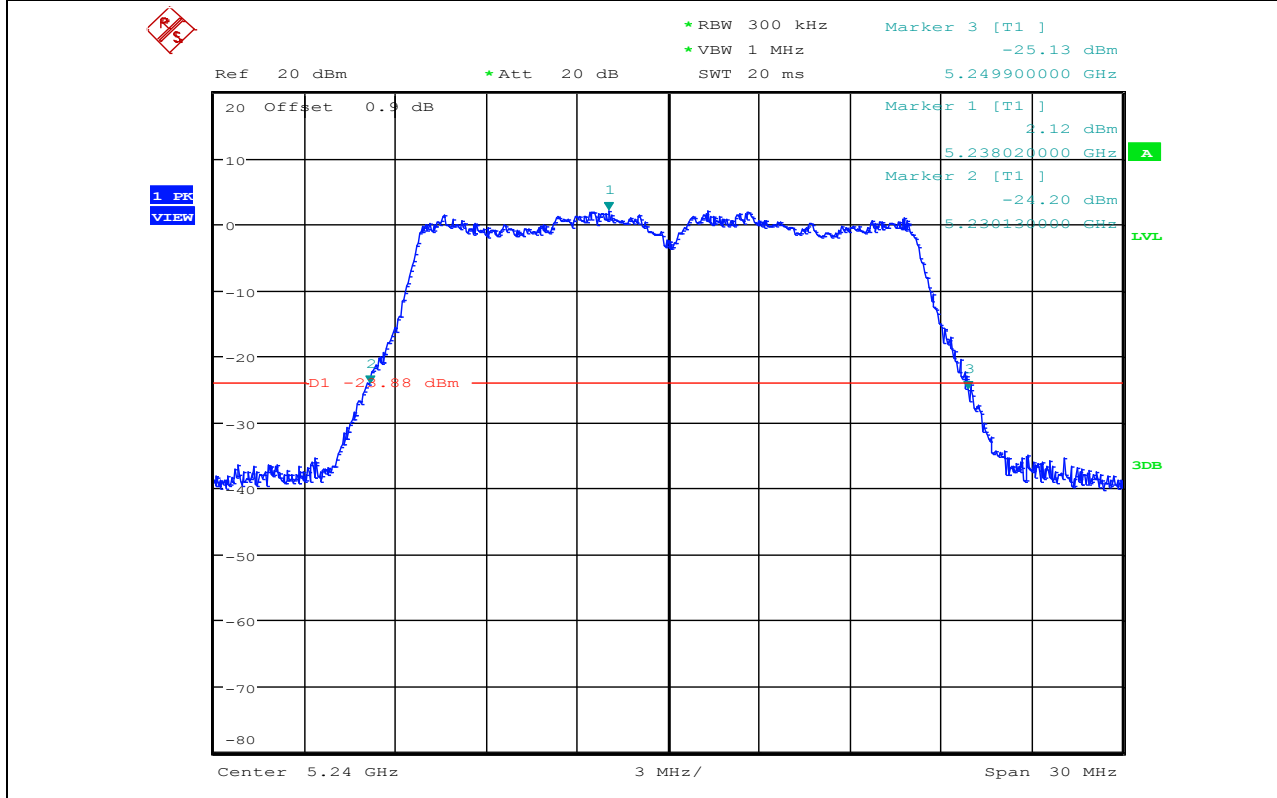
11AC80	5775	Ant2	76.800	≥ 0.5	PASS
--------	------	------	--------	------------	------



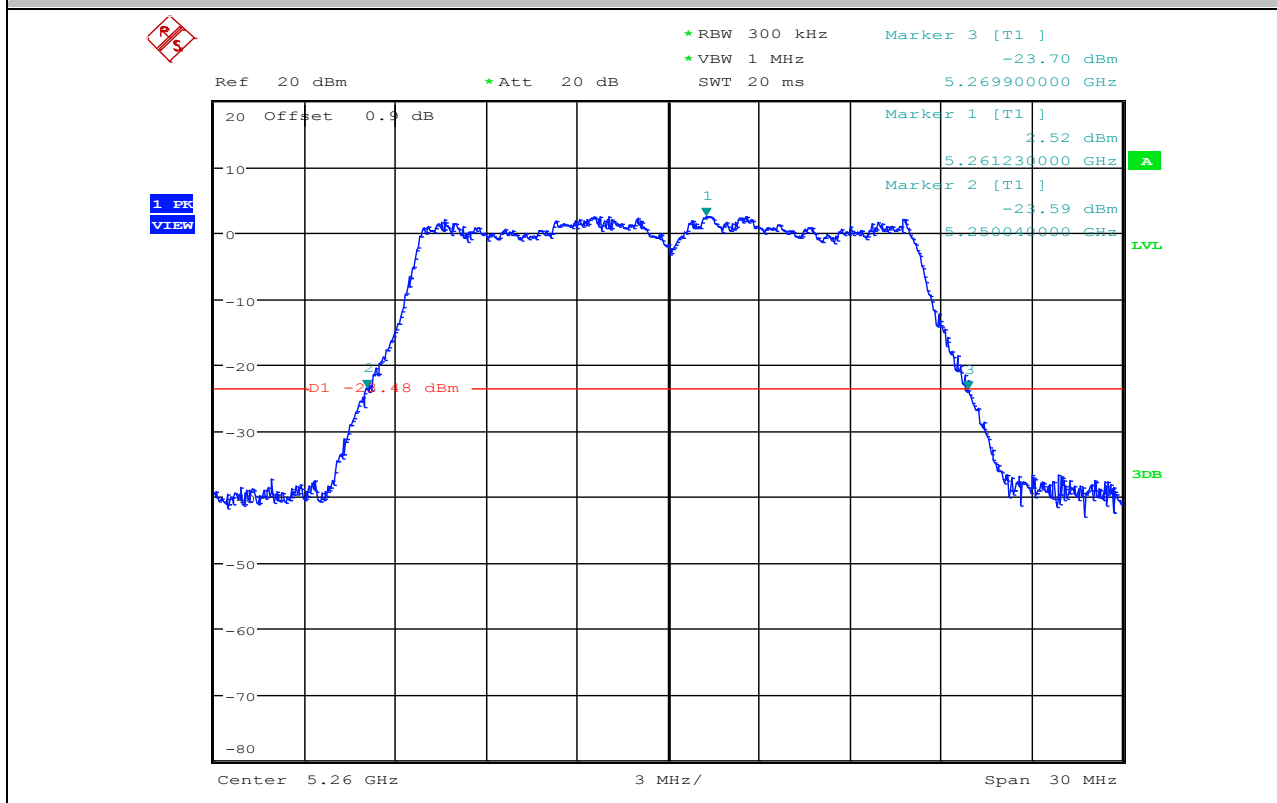
Emission Bandwidth Measurement_11A_5240_Ant1



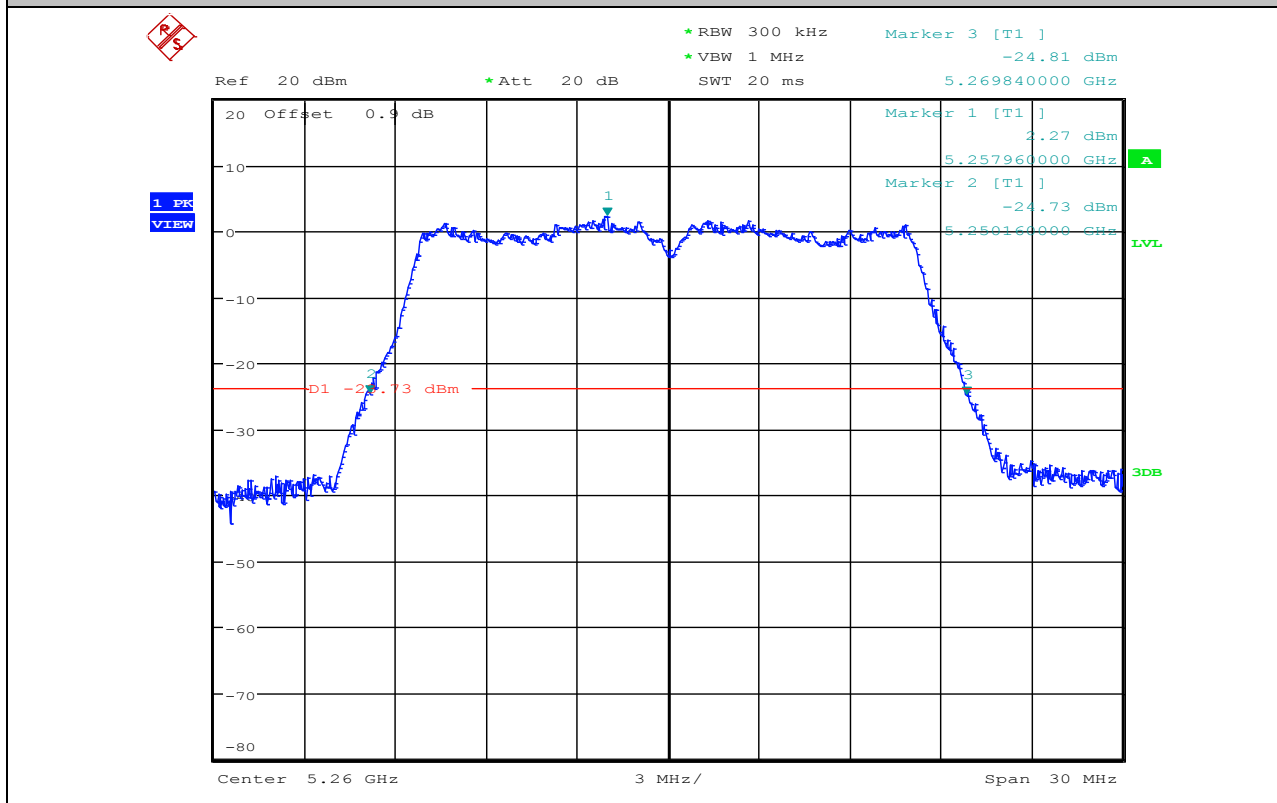
Emission Bandwidth Measurement_11A_5240_Ant2



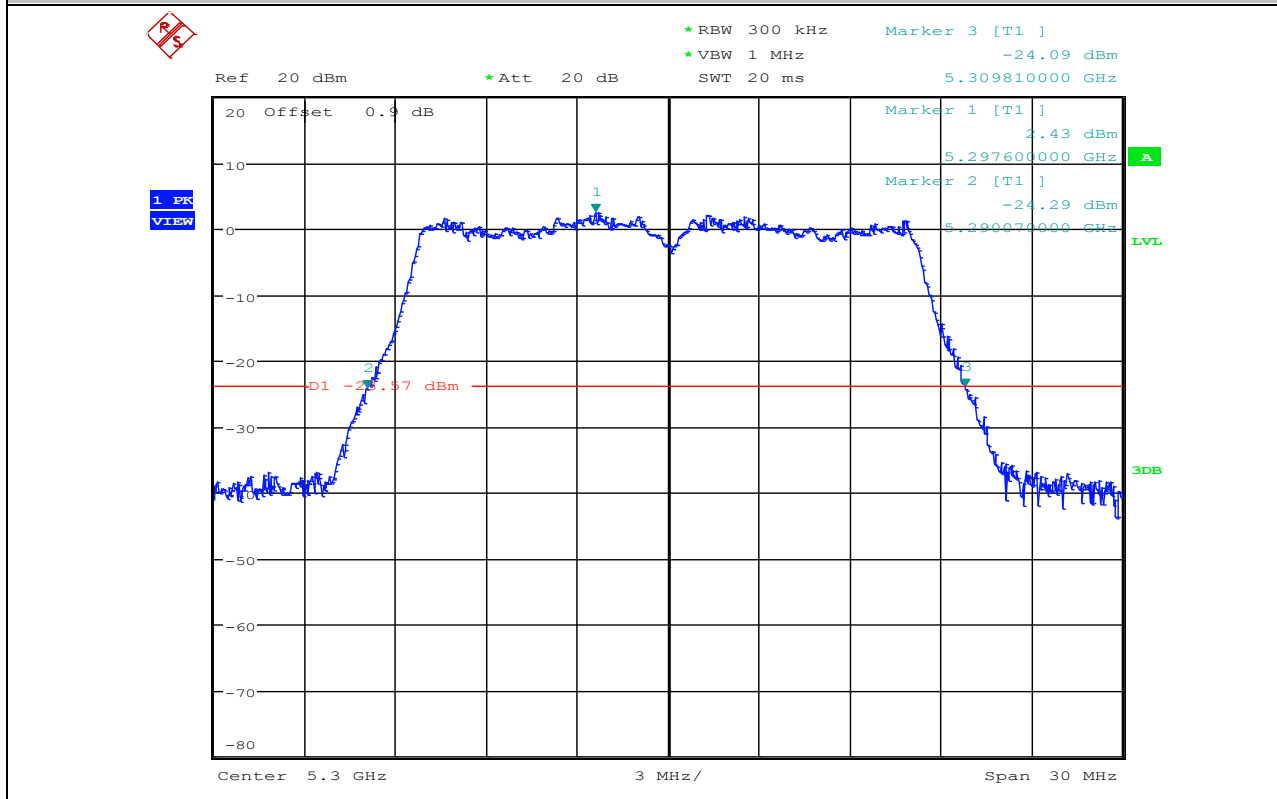
Emission Bandwidth Measurement_11A_5260_Ant1



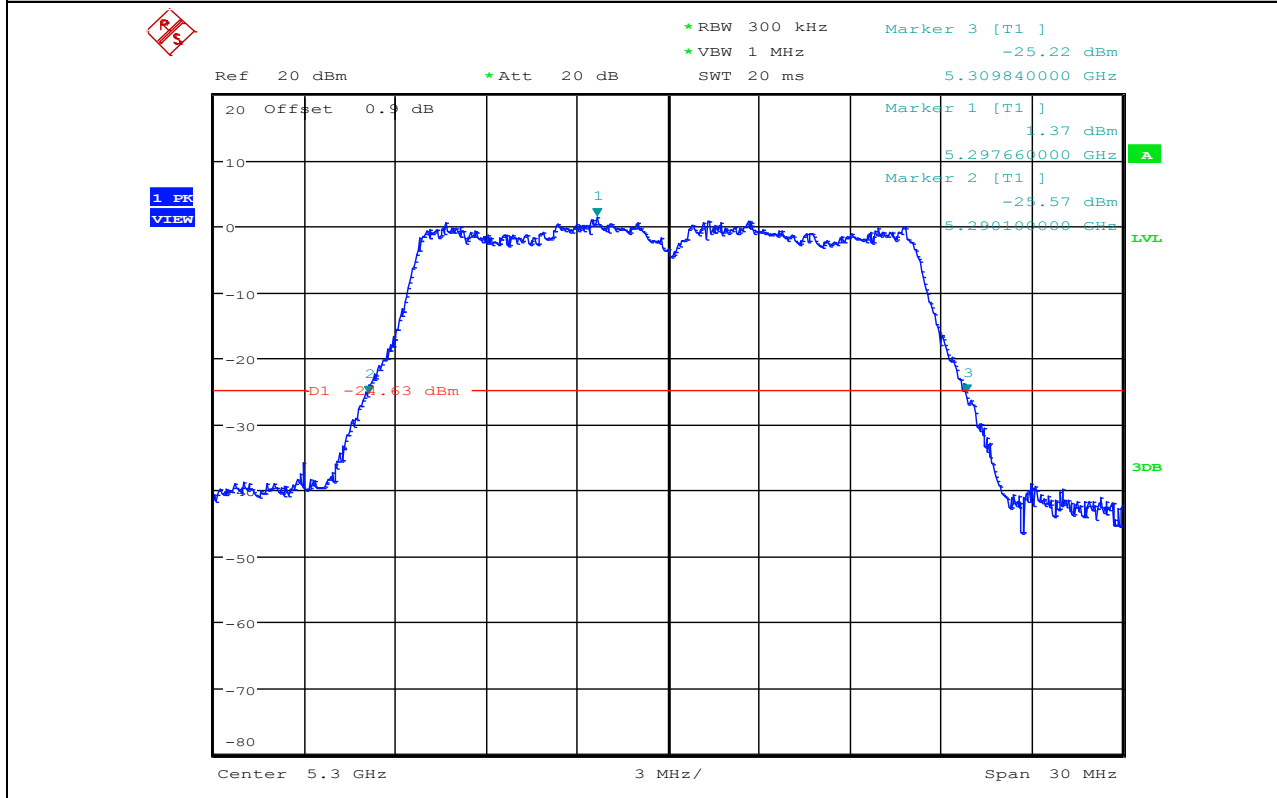
Emission Bandwidth Measurement_11A_5260_Ant2



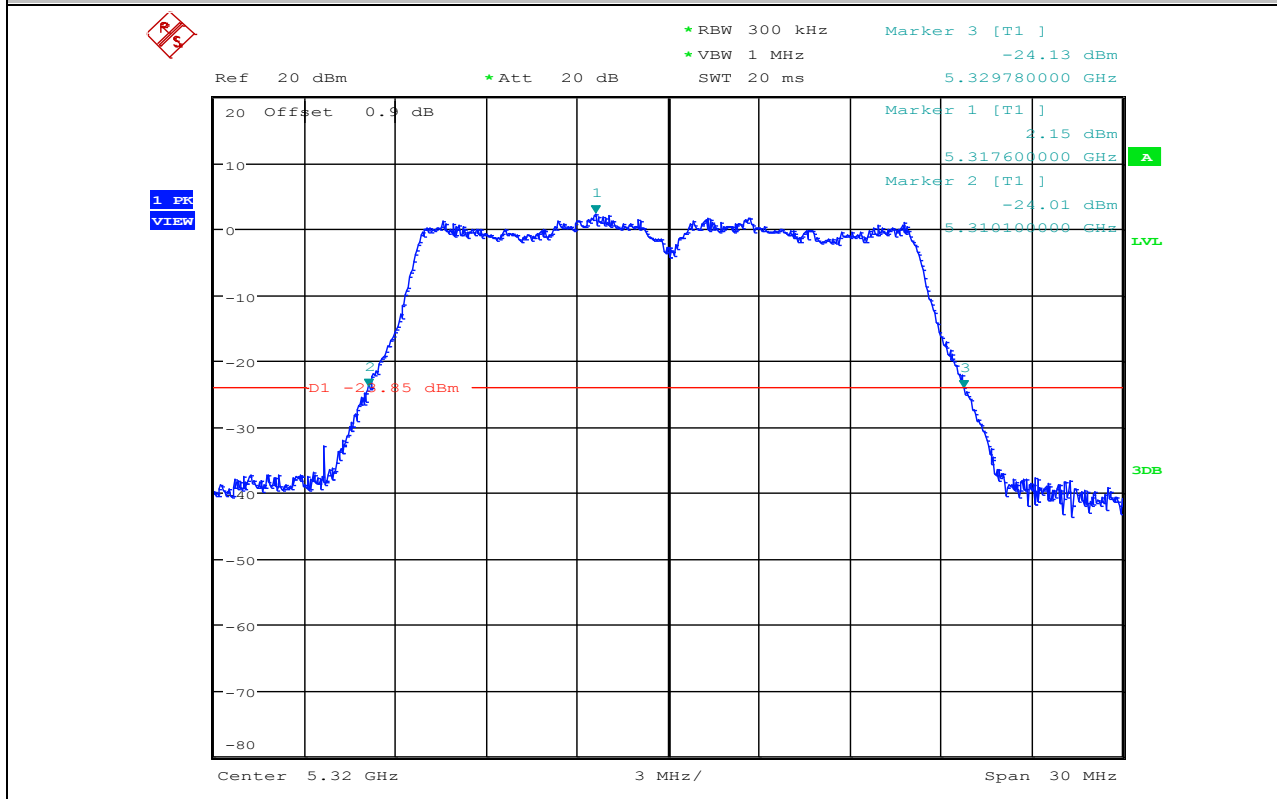
Emission Bandwidth Measurement_11A_5300_Ant1



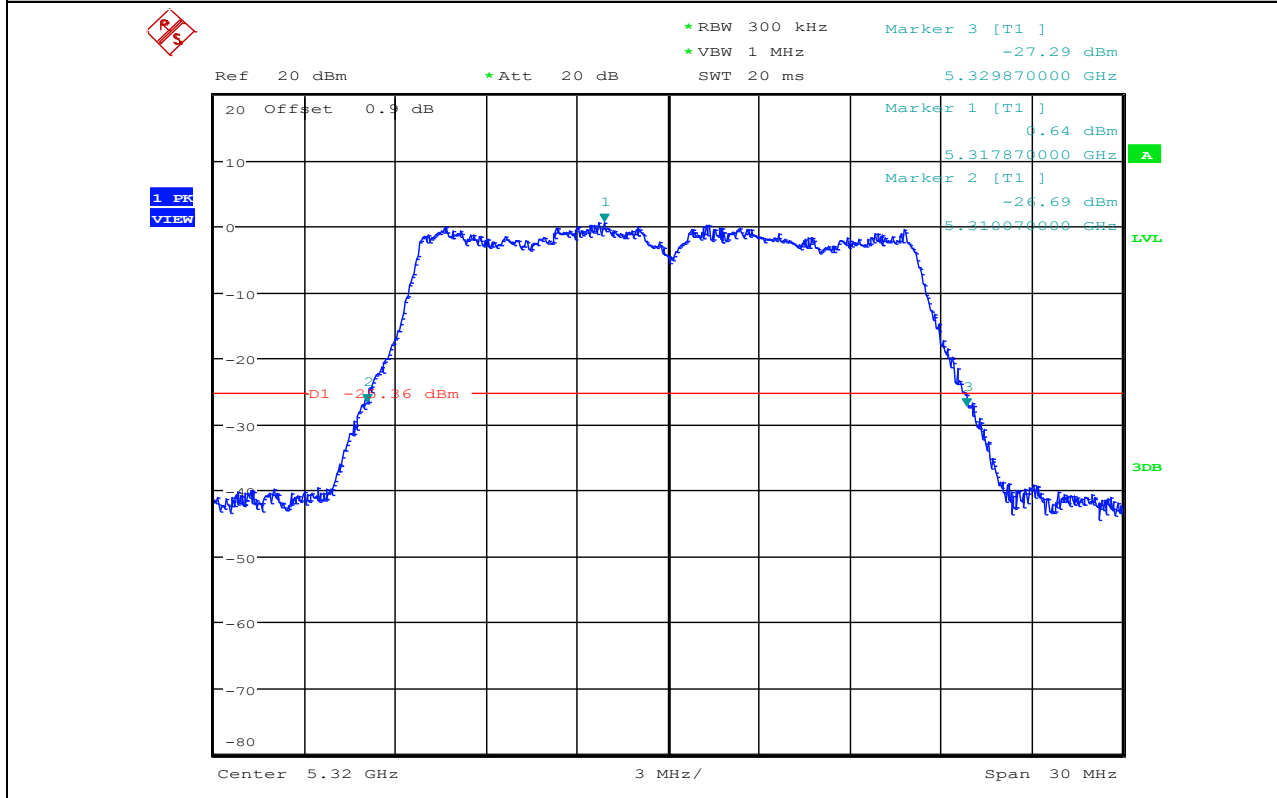
Emission Bandwidth Measurement_11A_5300_Ant2



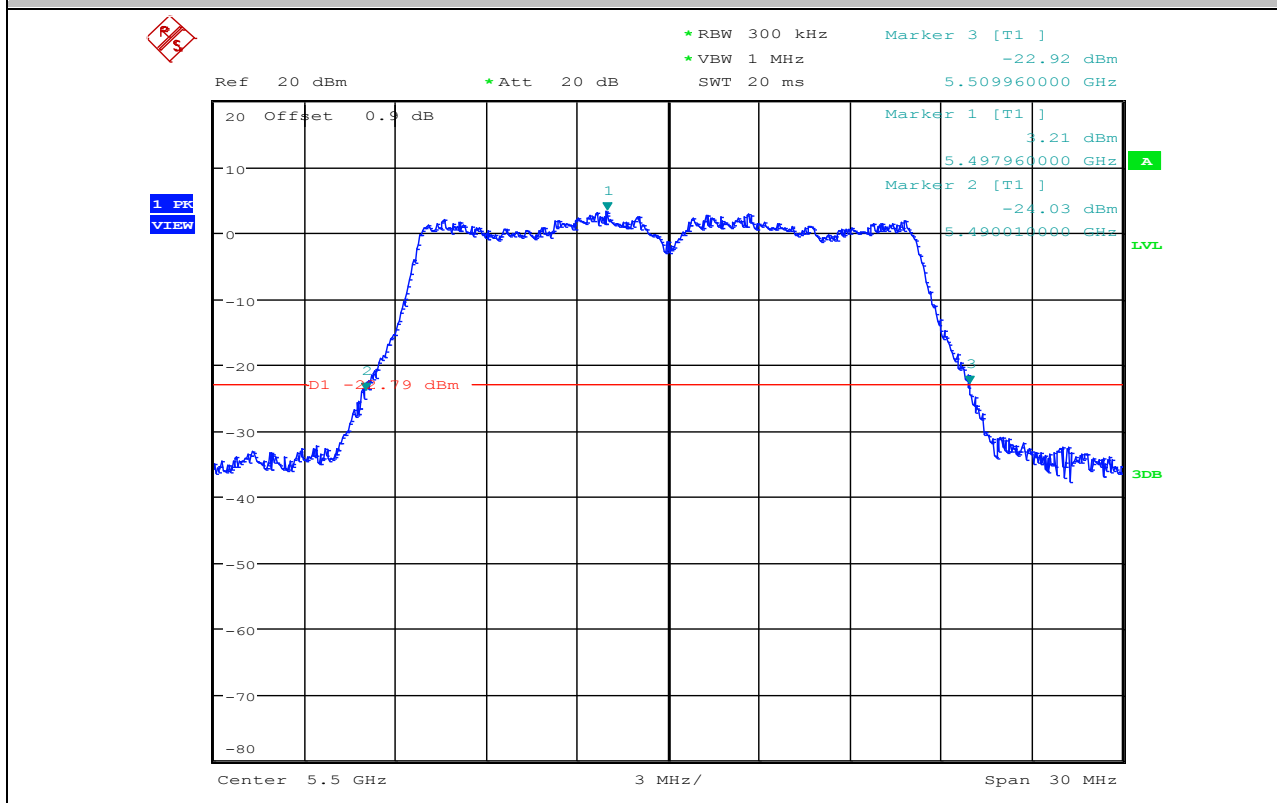
Emission Bandwidth Measurement_11A_5320_Ant1



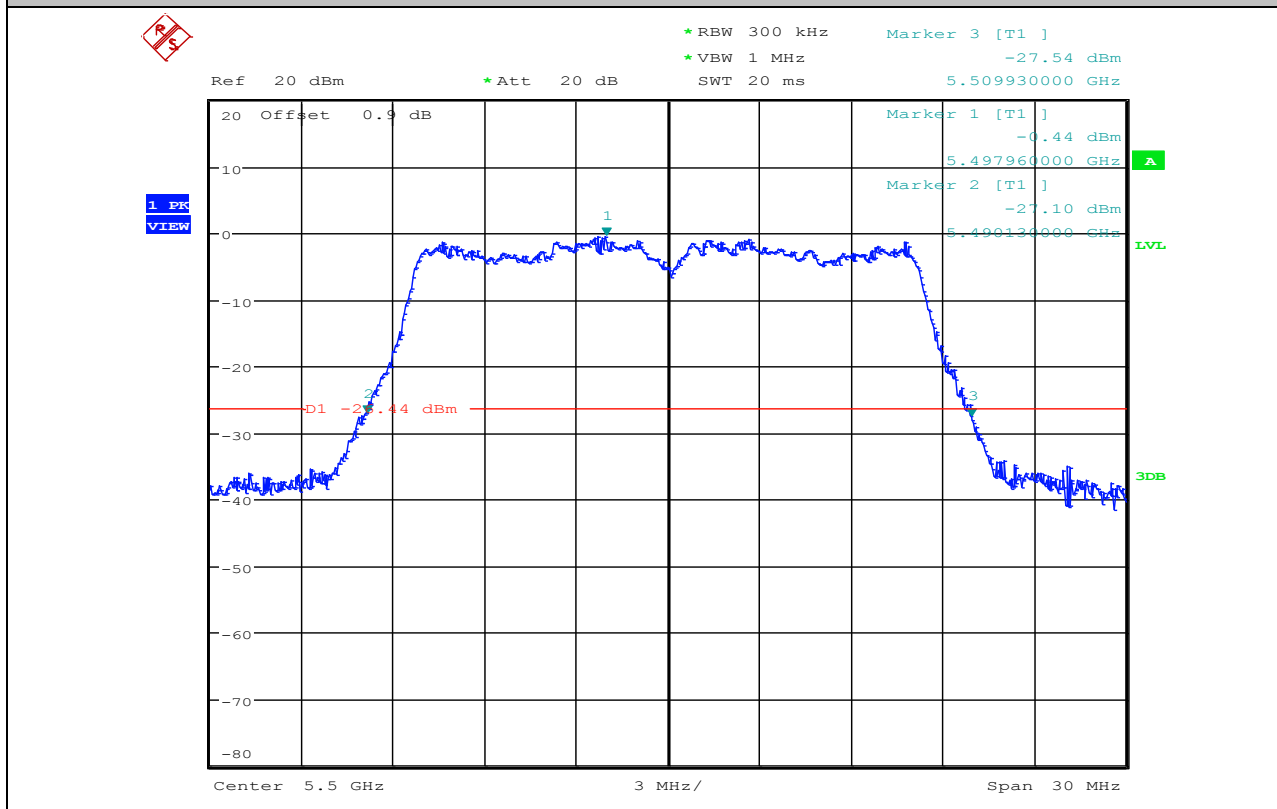
Emission Bandwidth Measurement_11A_5320_Ant2



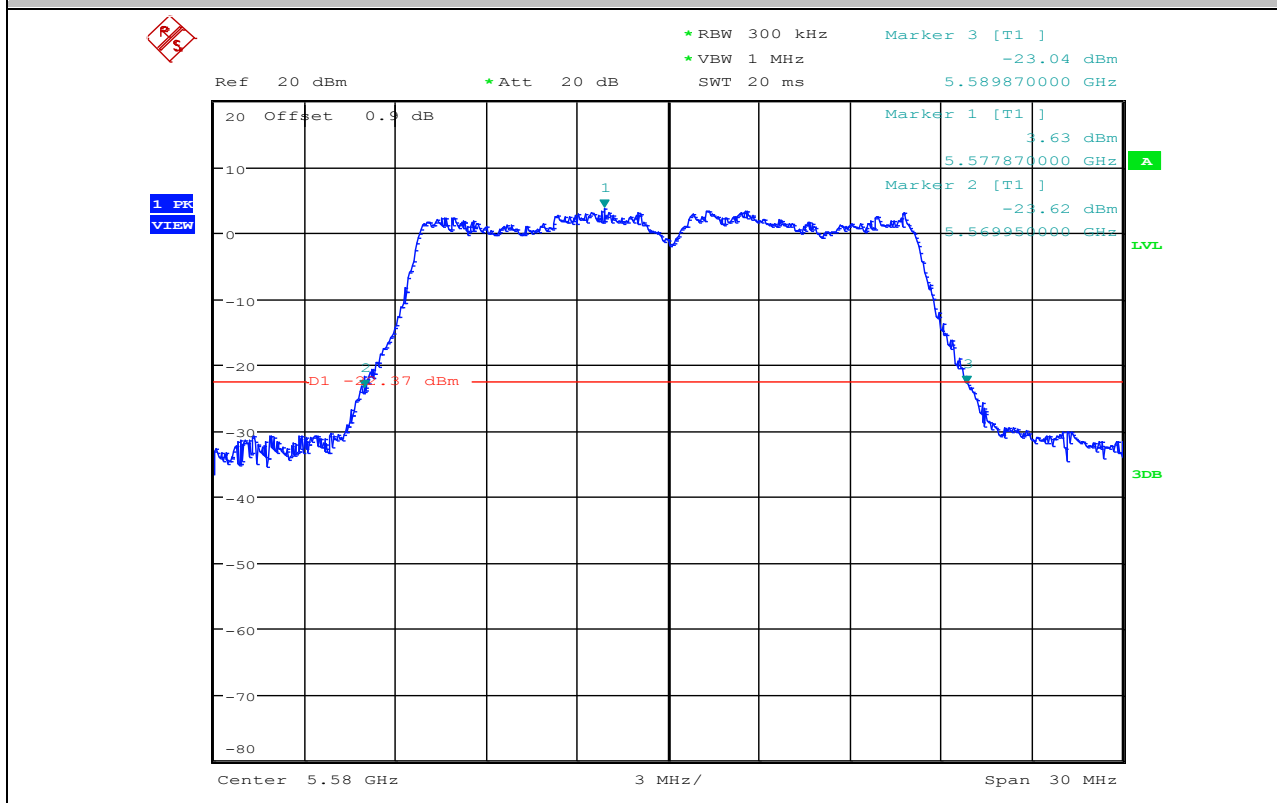
Emission Bandwidth Measurement_11A_5500_Ant1



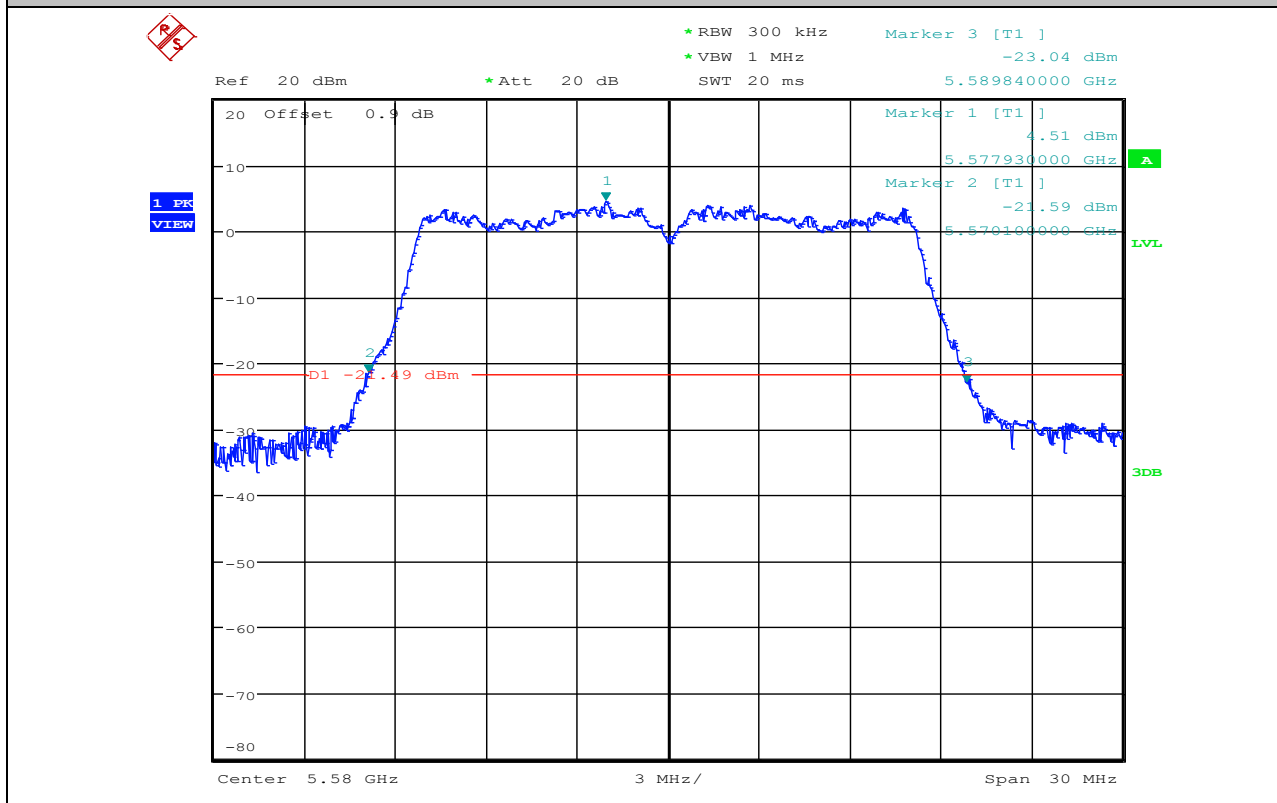
Emission Bandwidth Measurement_11A_5500_Ant2



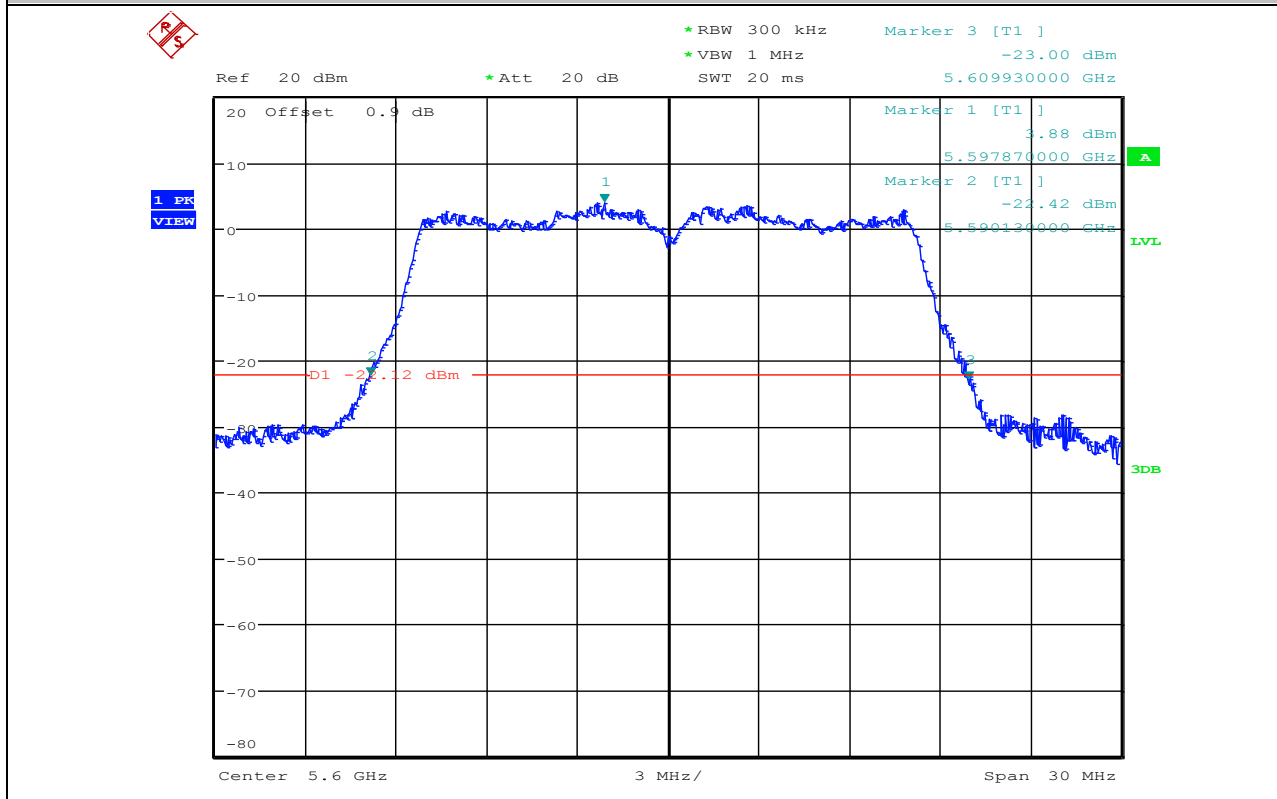
Emission Bandwidth Measurement_11A_5580_Ant1



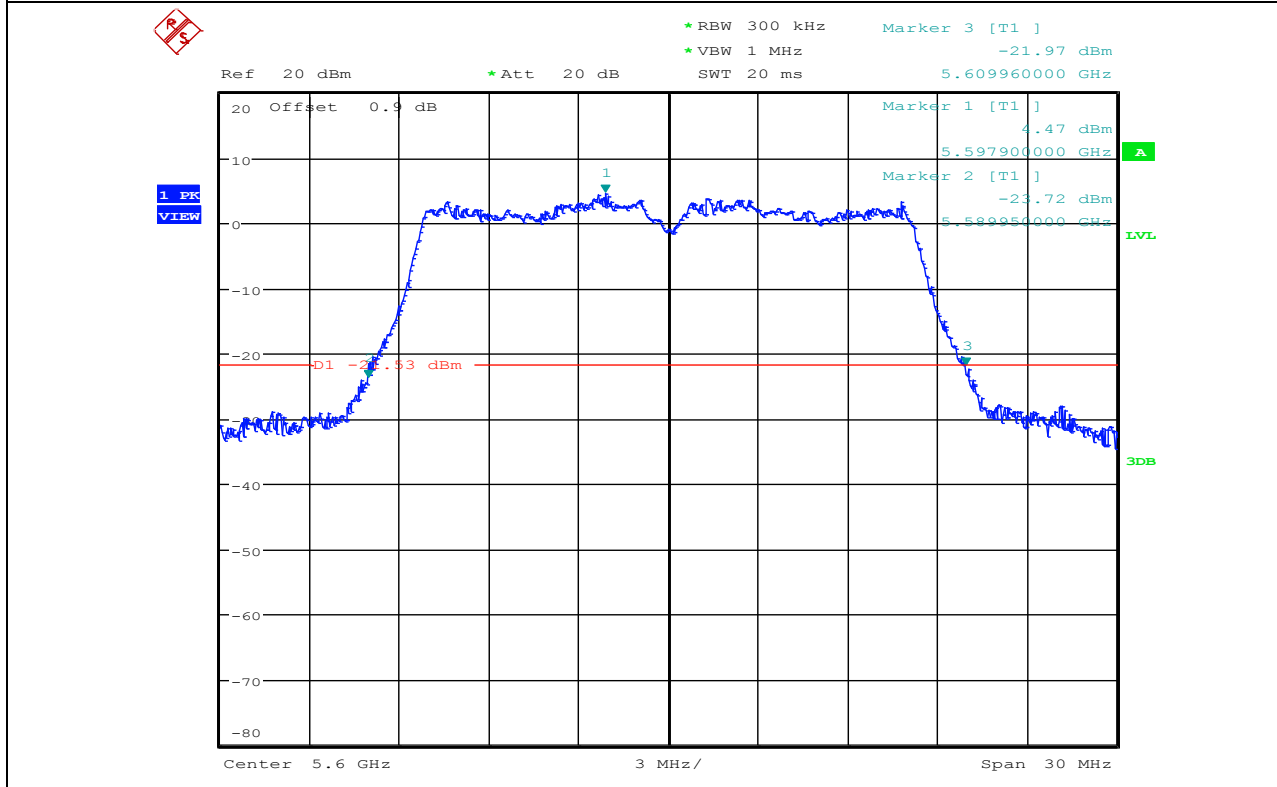
Emission Bandwidth Measurement_11A_5580_Ant2



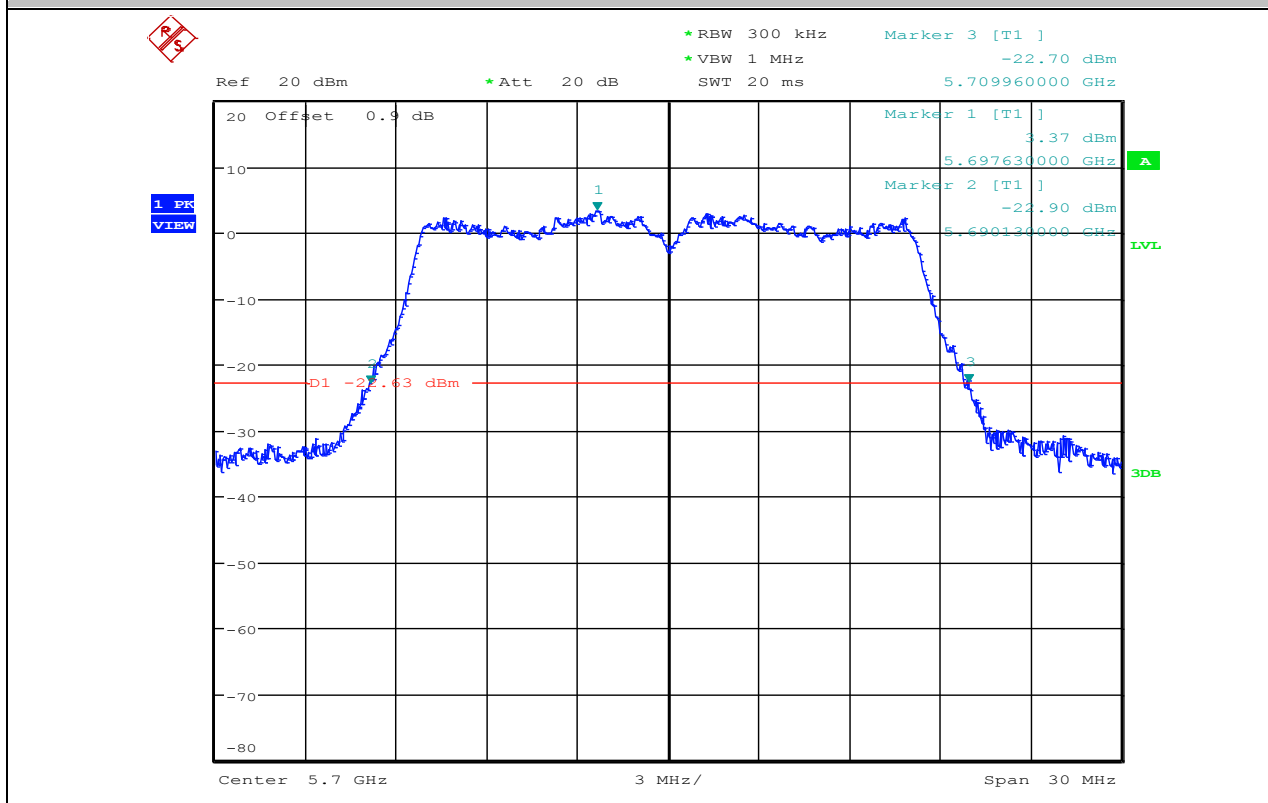
Emission Bandwidth Measurement_11A_5600_Ant1



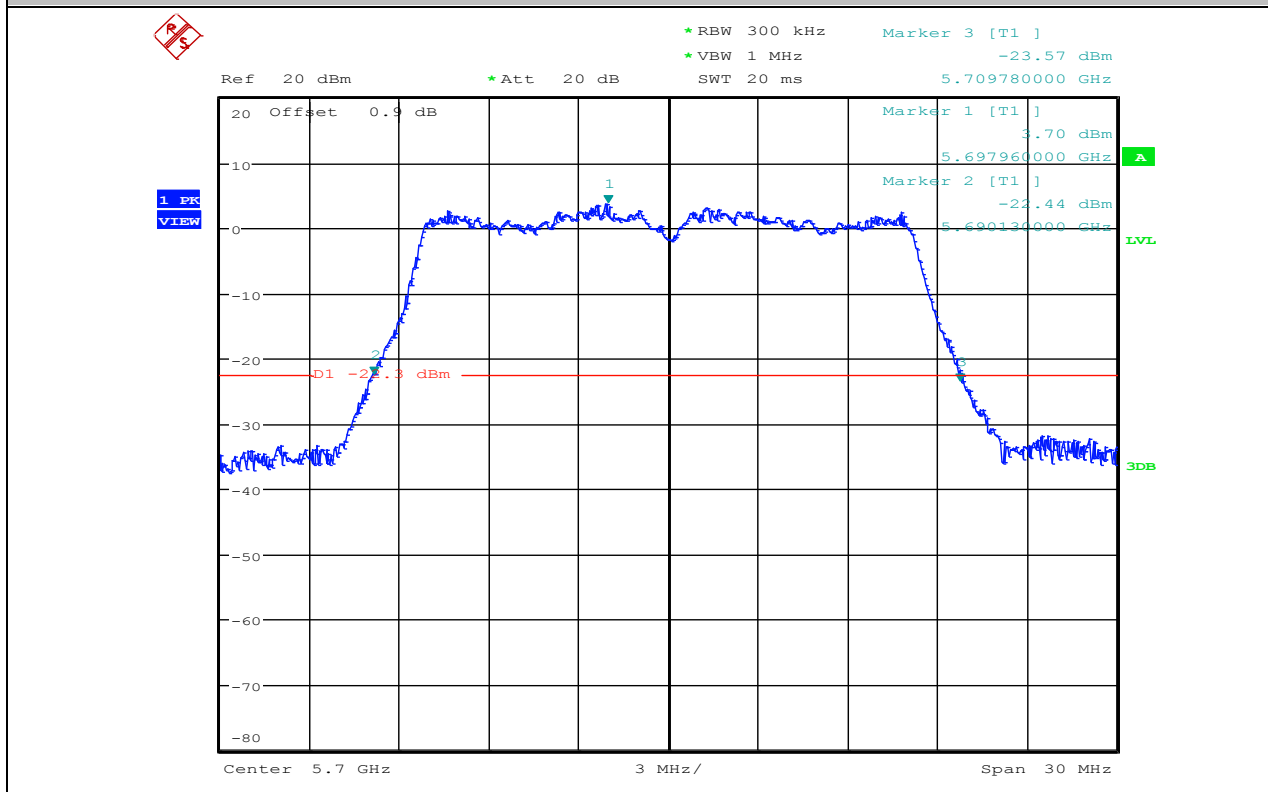
Emission Bandwidth Measurement_11A_5600_Ant2



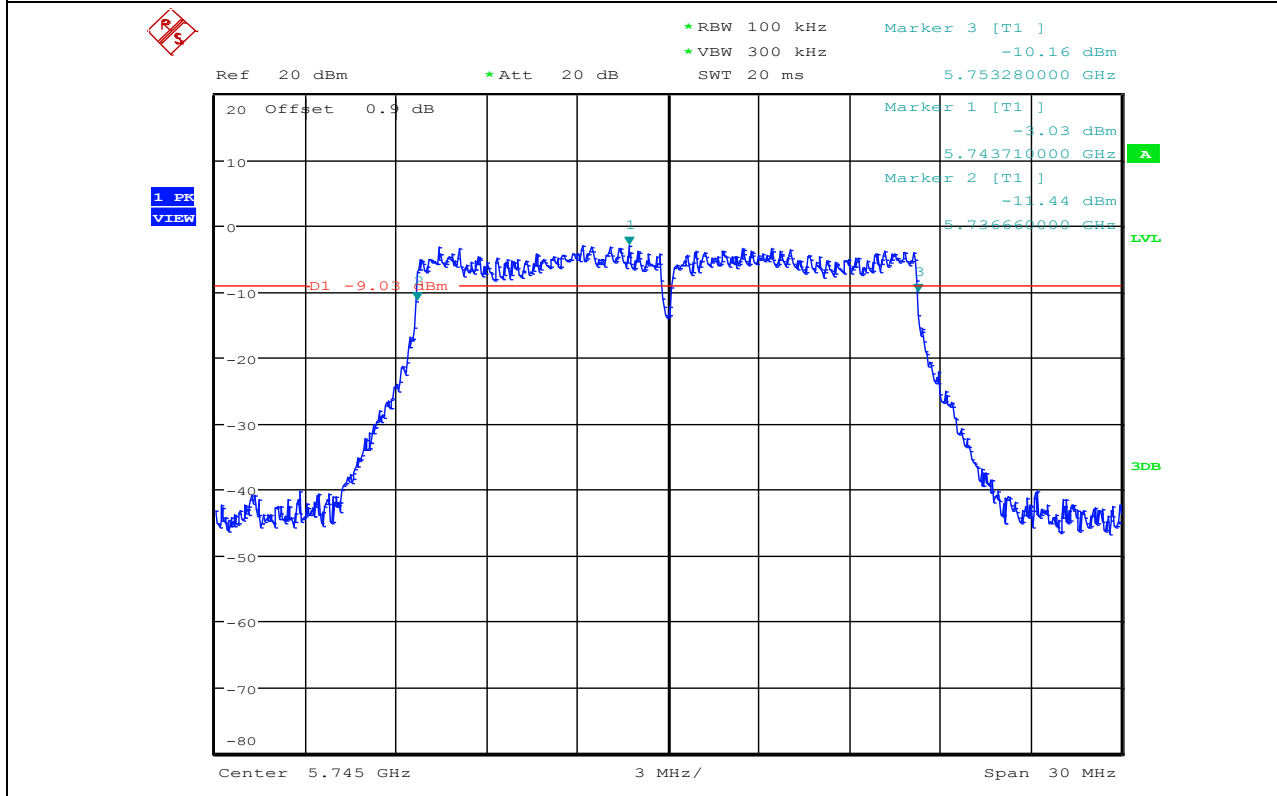
Emission Bandwidth Measurement_11A_5700_Ant1



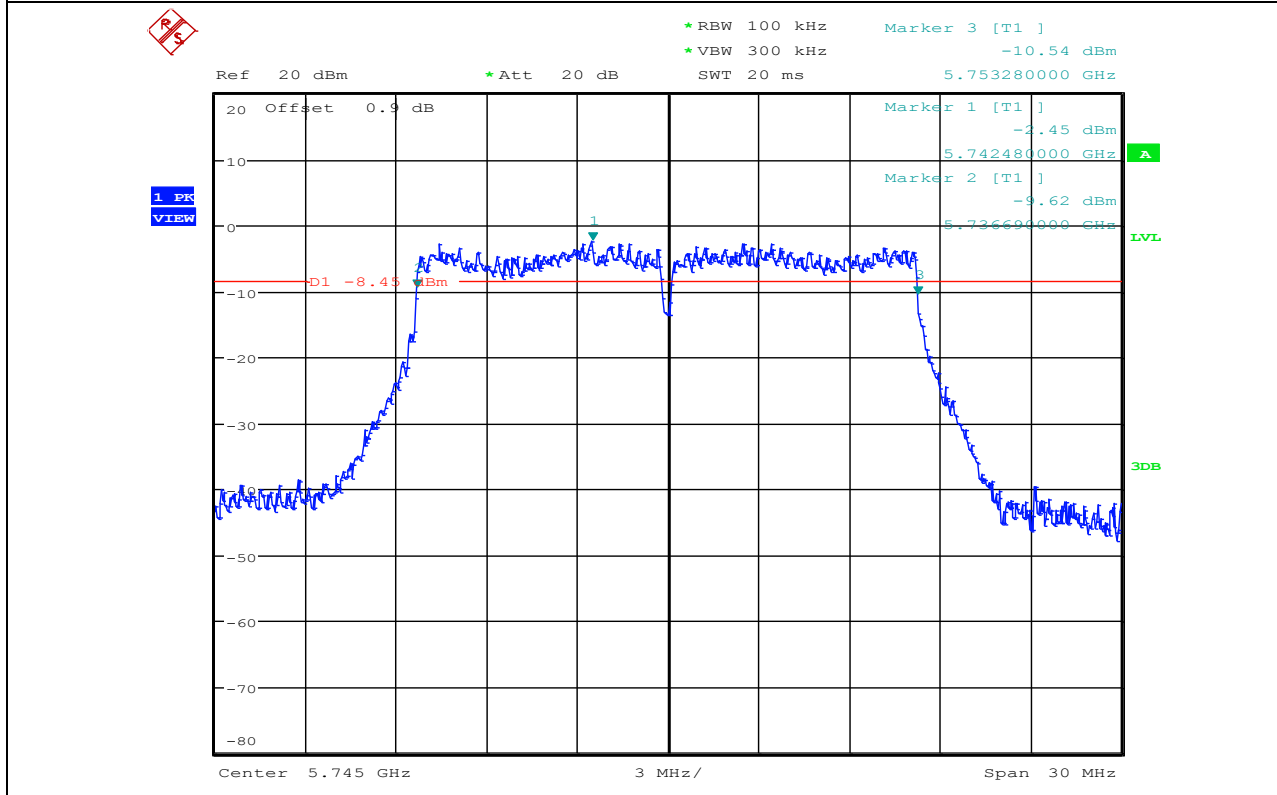
Emission Bandwidth Measurement_11A_5700_Ant2



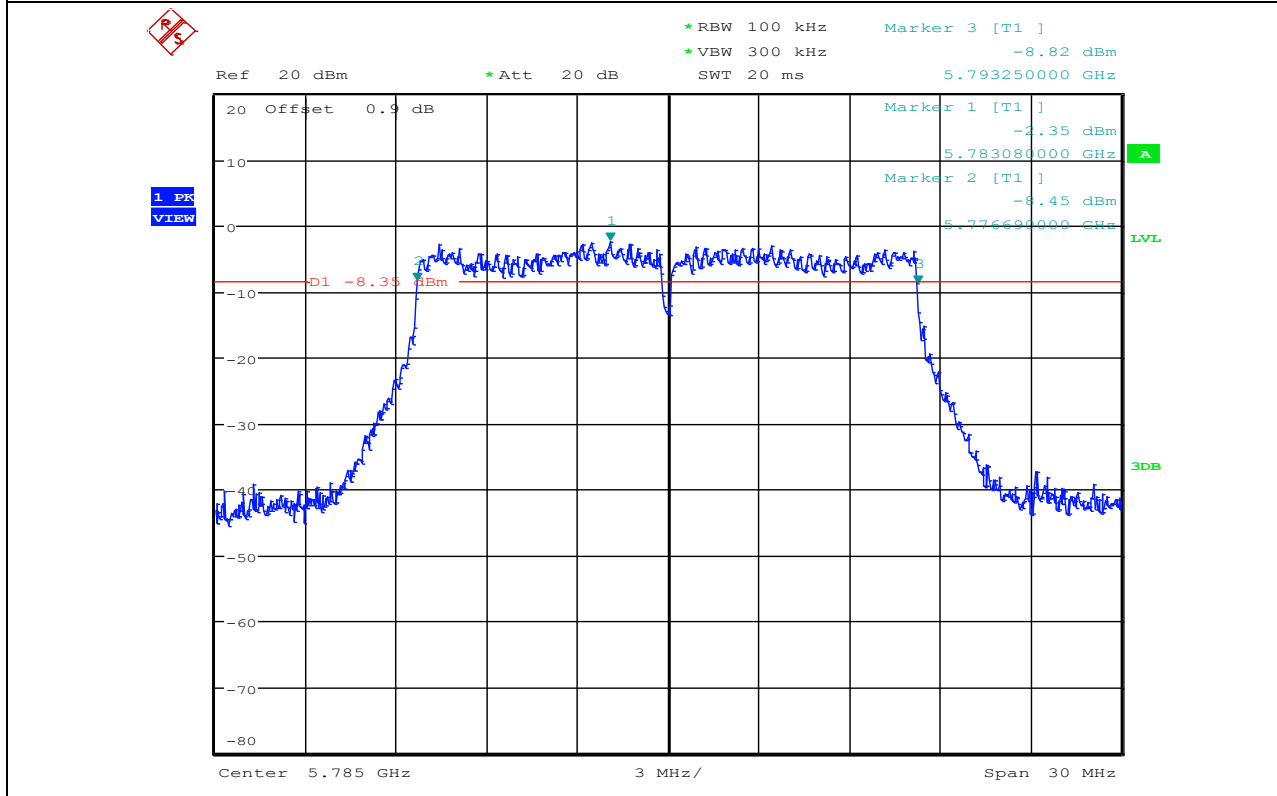
Emission Bandwidth Measurement_11A_5745_Ant1



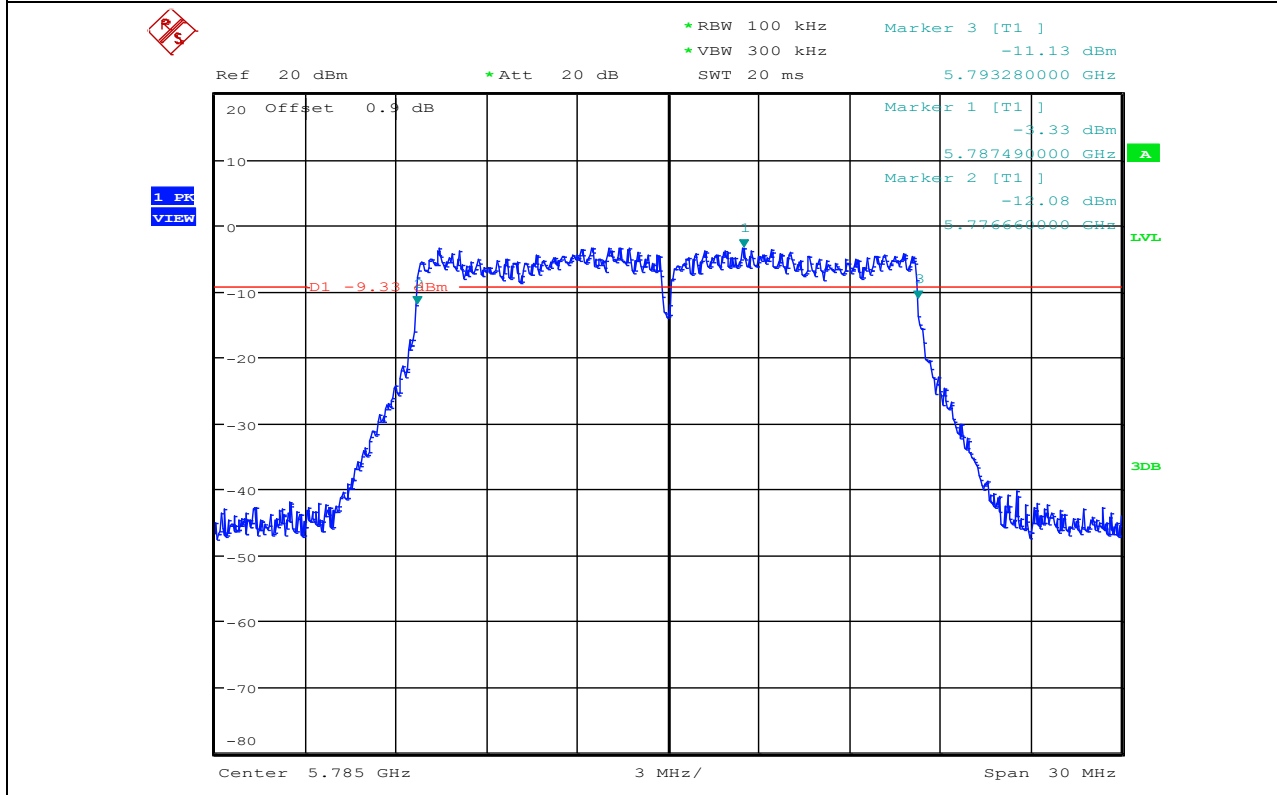
Emission Bandwidth Measurement_11A_5745_Ant2



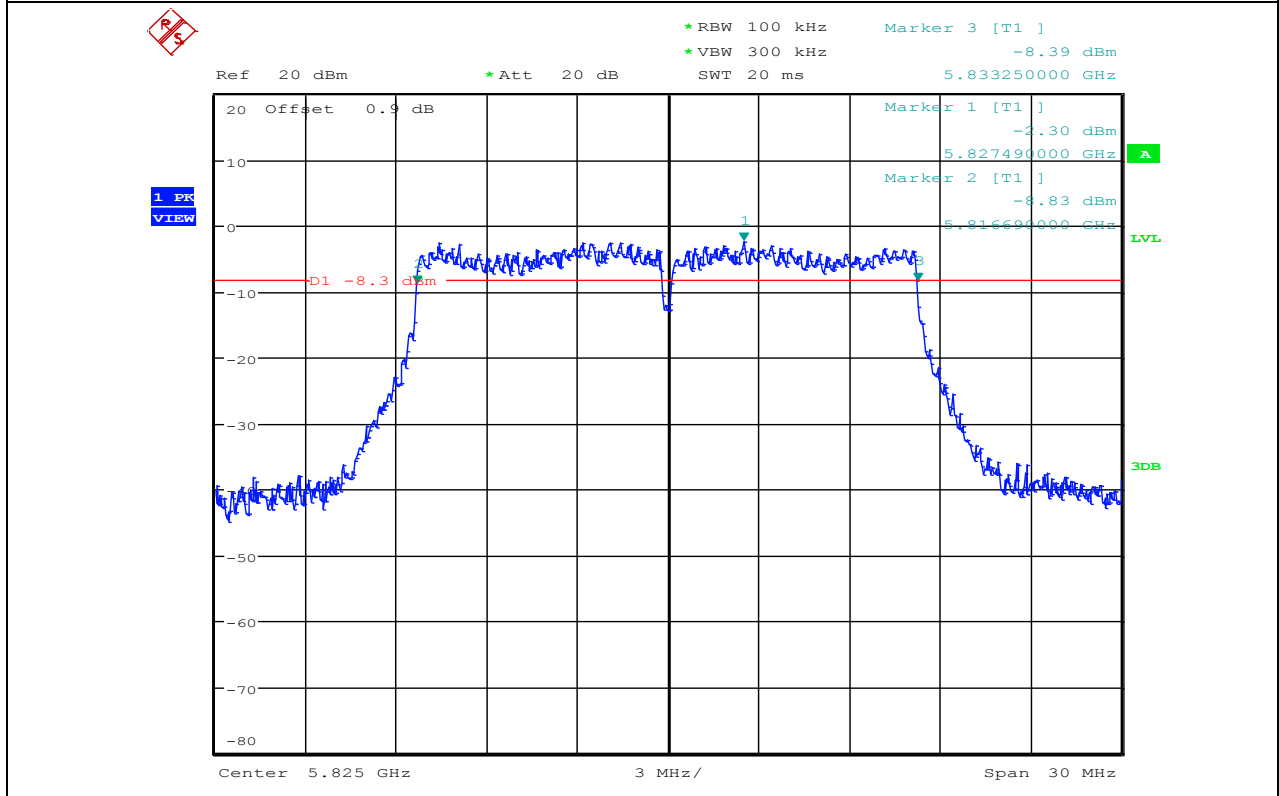
Emission Bandwidth Measurement_11A_5785_Ant1



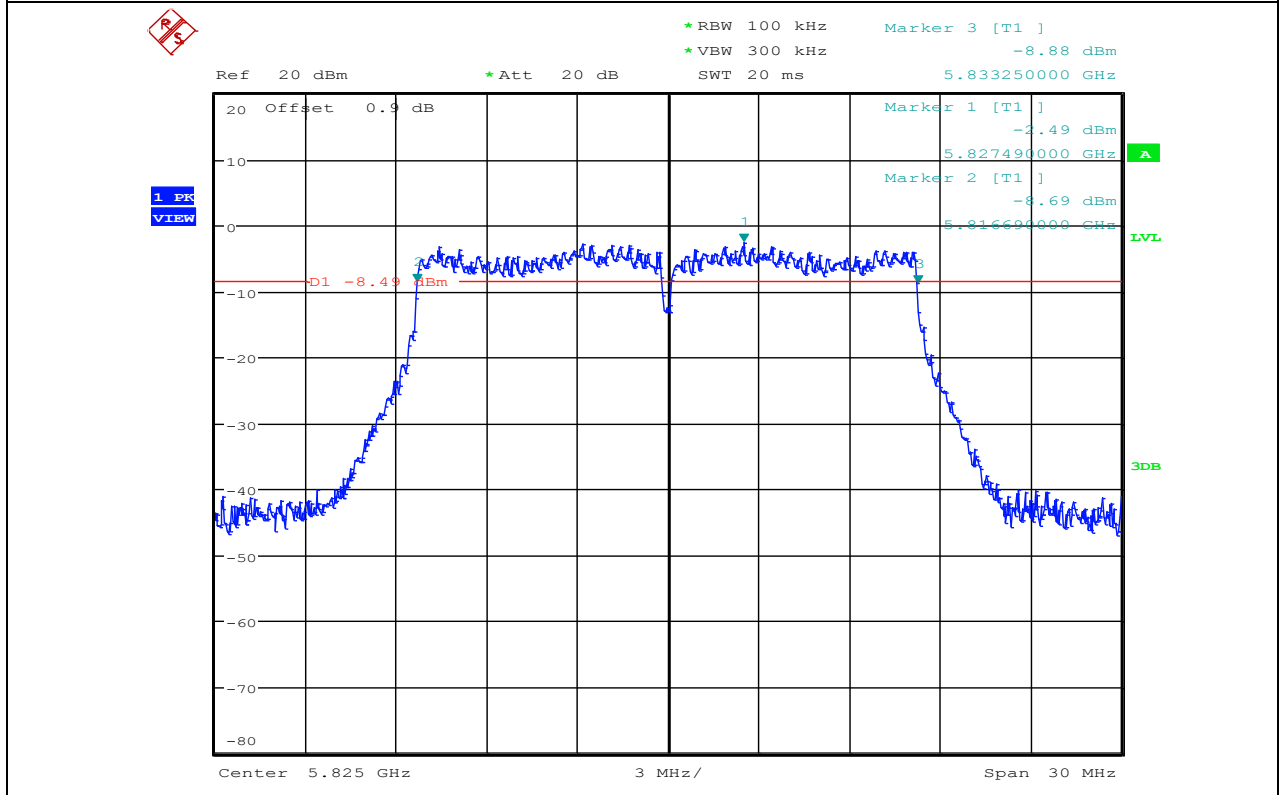
Emission Bandwidth Measurement_11A_5785_Ant2



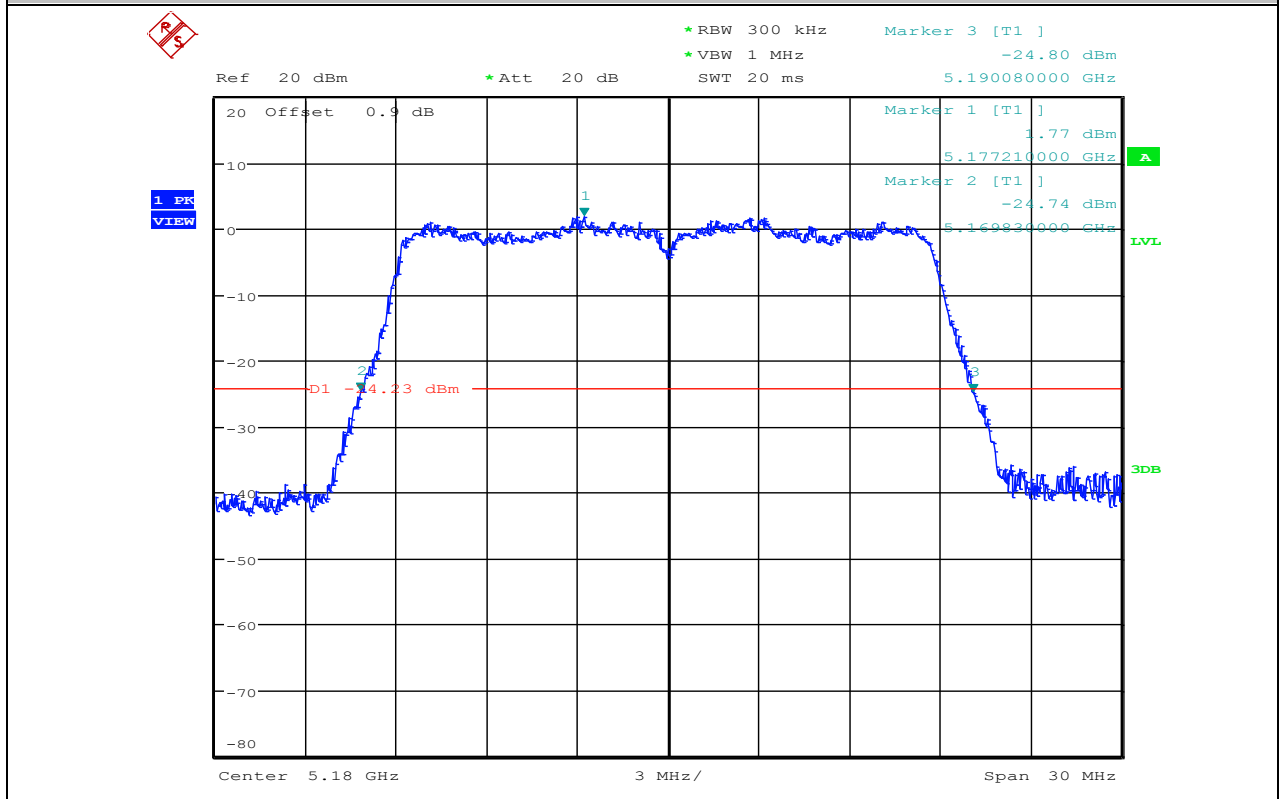
Emission Bandwidth Measurement_11A_5825_Ant1



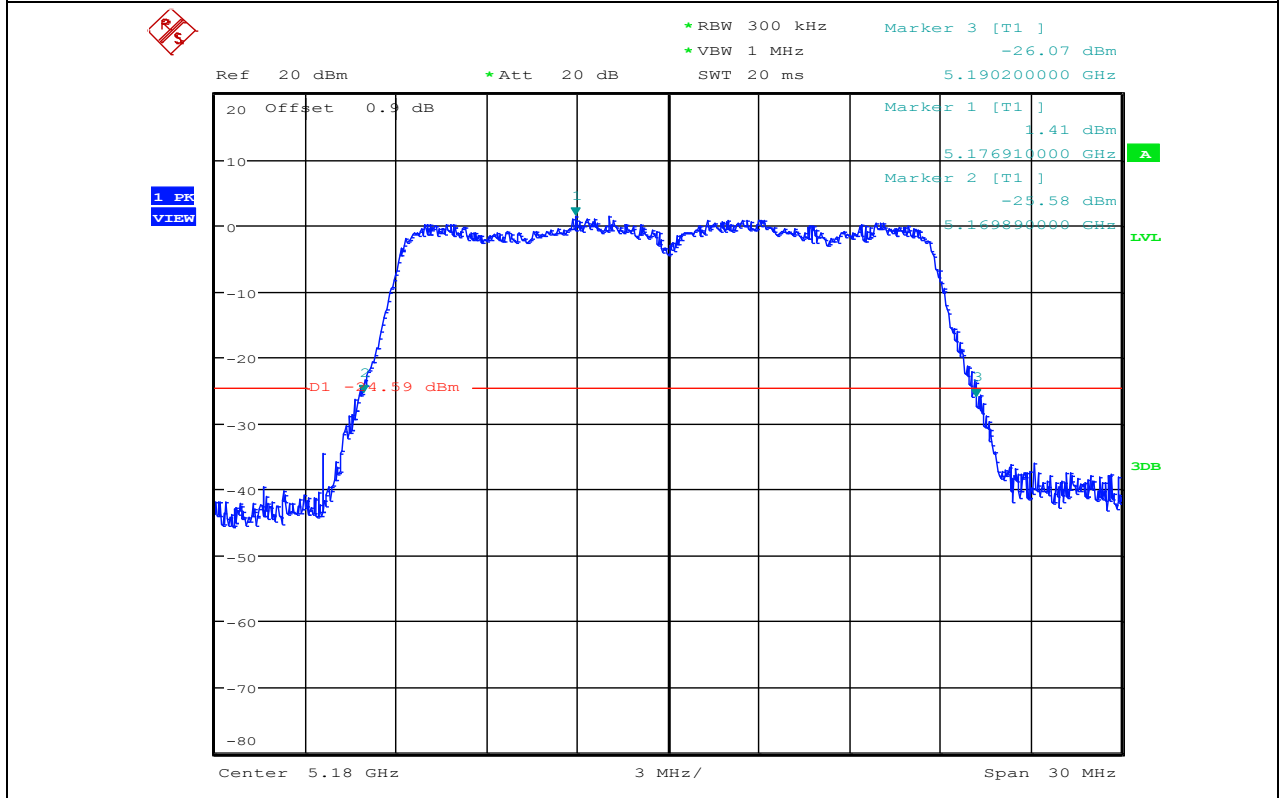
Emission Bandwidth Measurement_11A_5825_Ant2



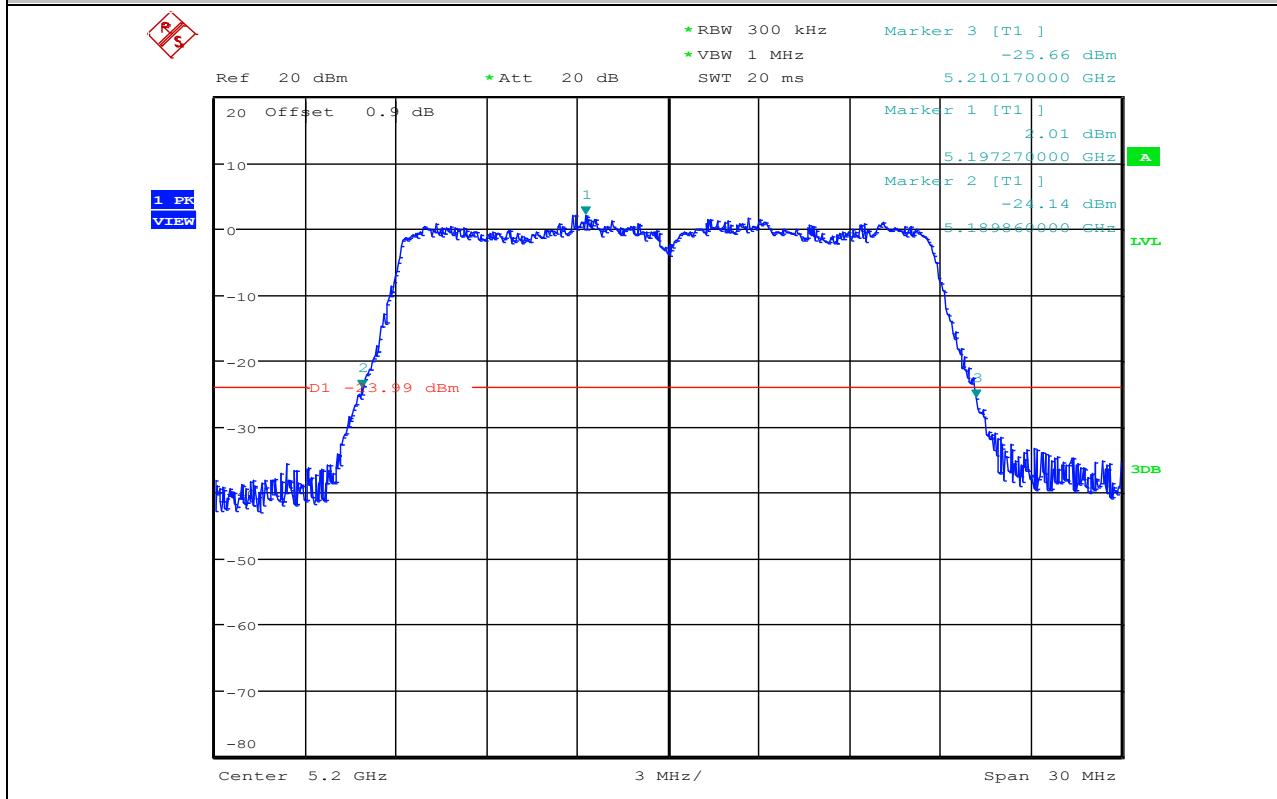
Emission Bandwidth Measurement_11N20_5180_Ant1



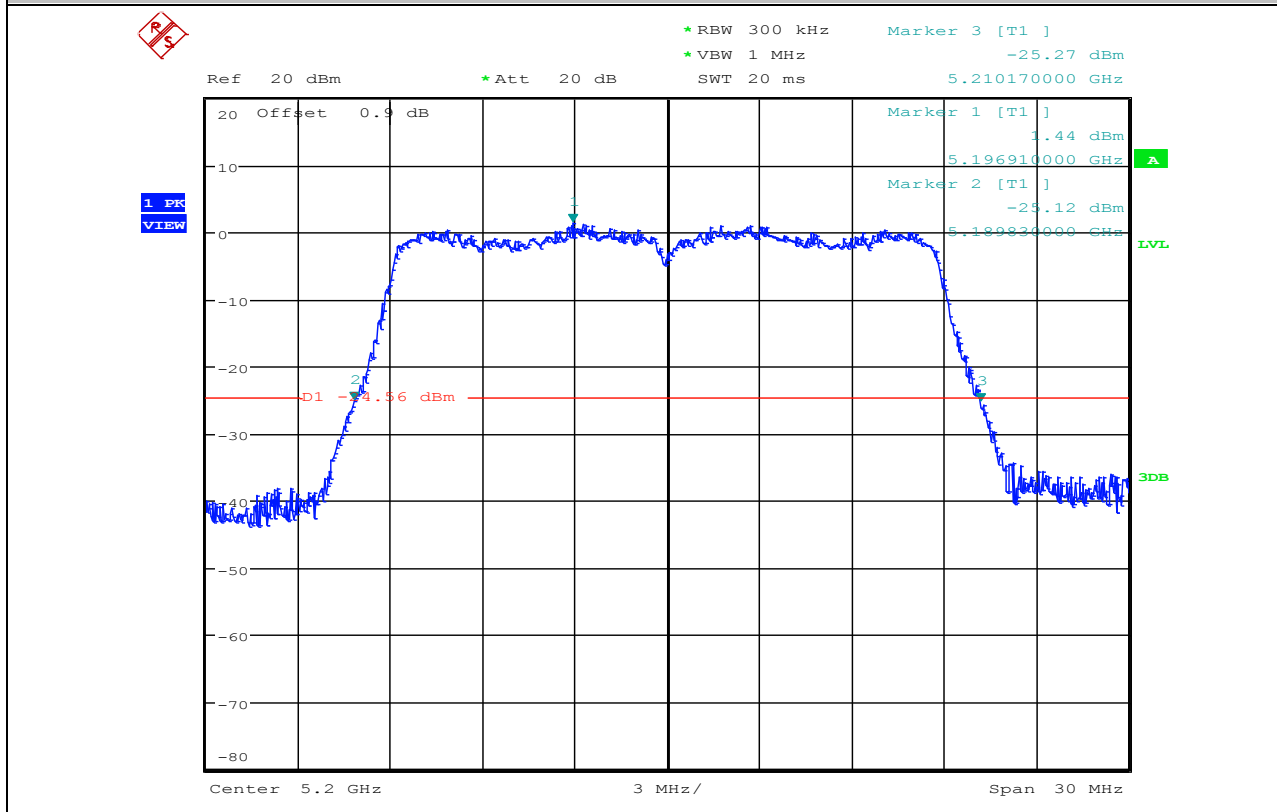
Emission Bandwidth Measurement_11N20_5180_Ant2



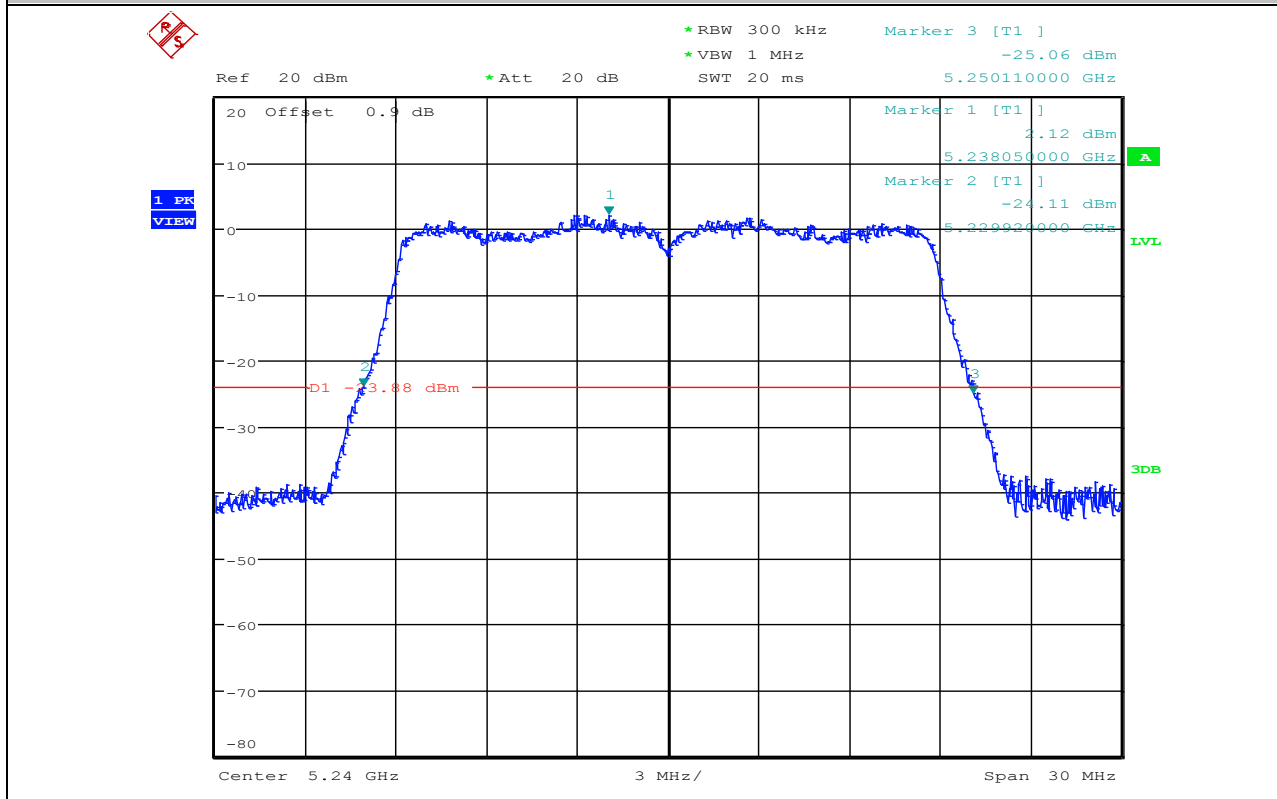
Emission Bandwidth Measurement_11N20_5200_Ant1



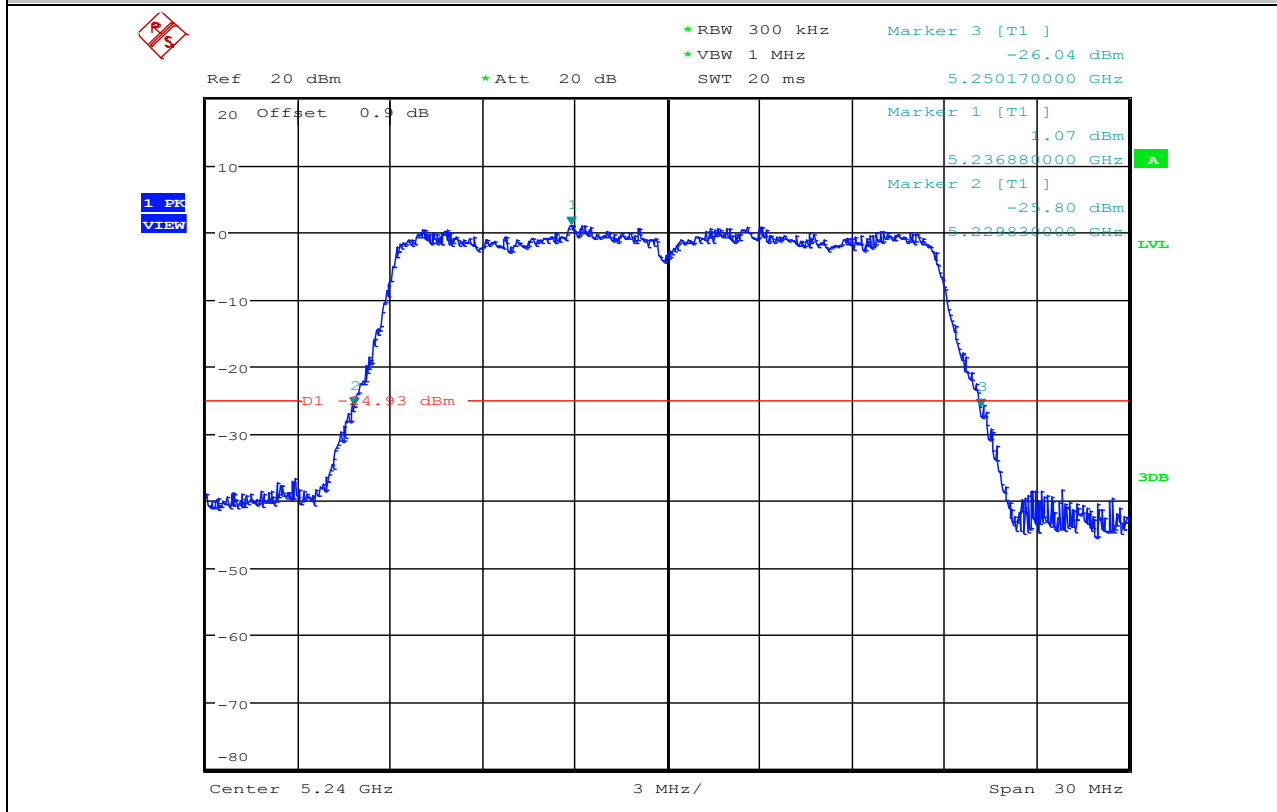
Emission Bandwidth Measurement_11N20_5200_Ant2



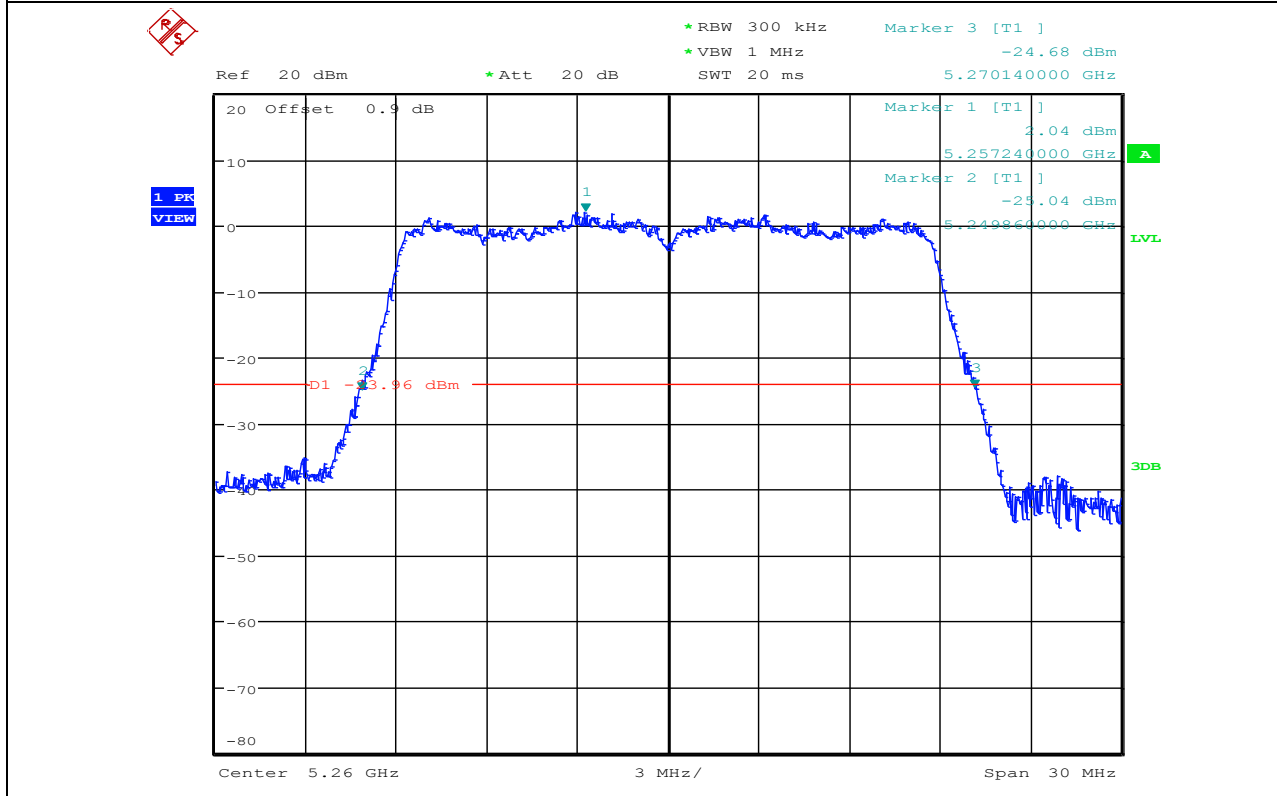
Emission Bandwidth Measurement_11N20_5240_Ant1



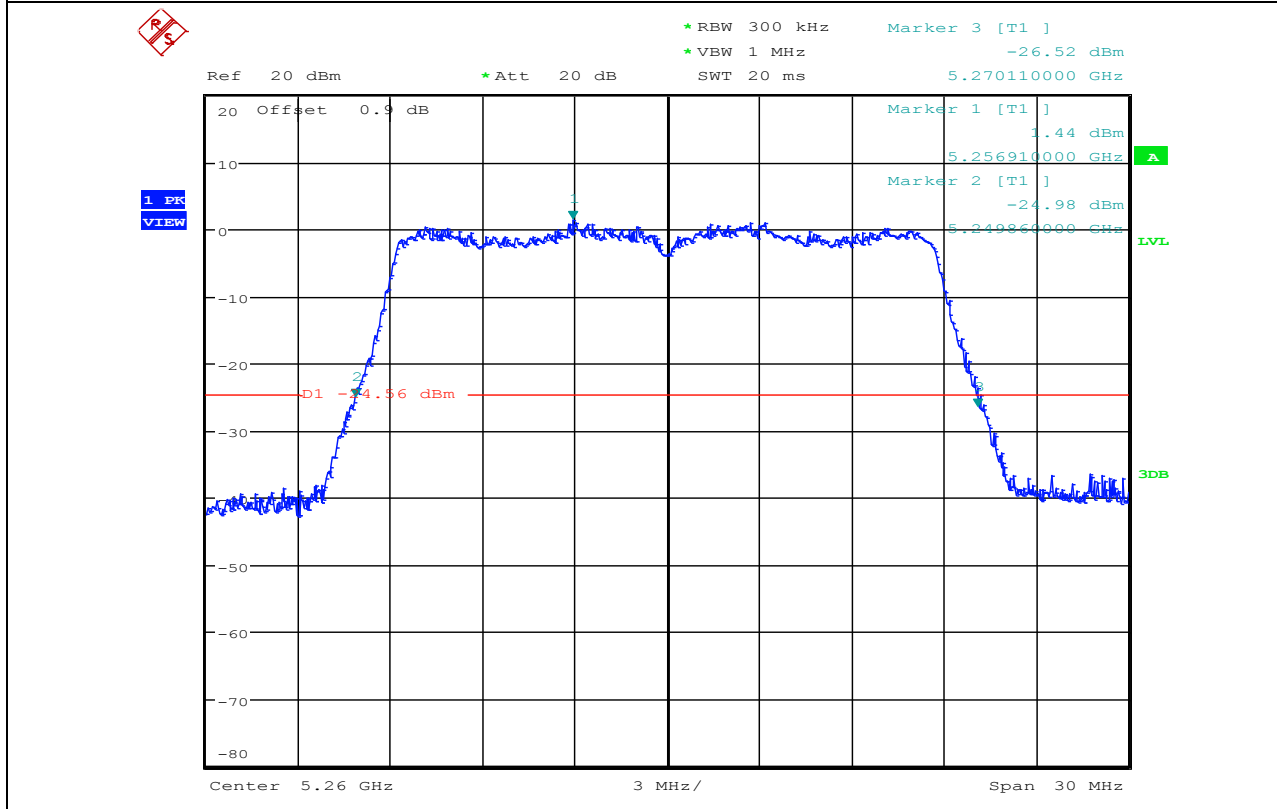
Emission Bandwidth Measurement_11N20_5240_Ant2



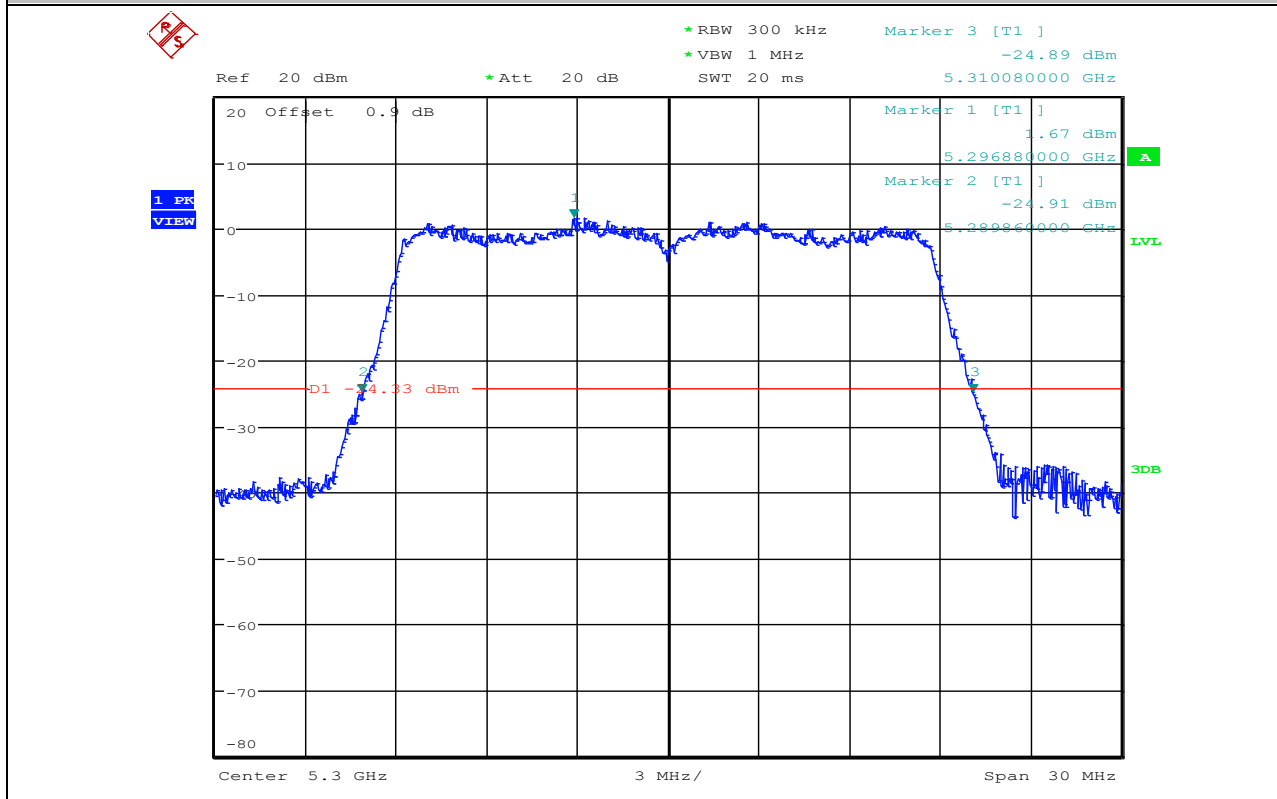
Emission Bandwidth Measurement_11N20_5260_Ant1



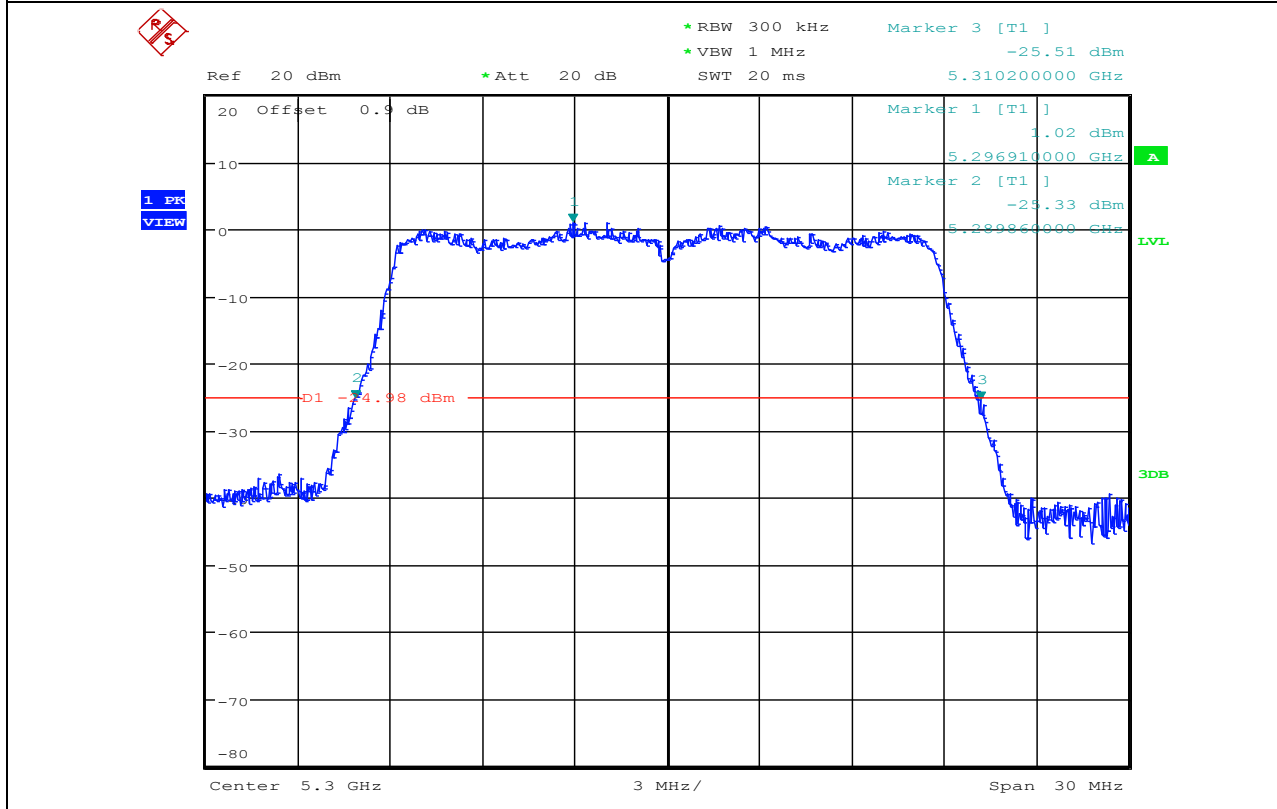
Emission Bandwidth Measurement_11N20_5260_Ant2

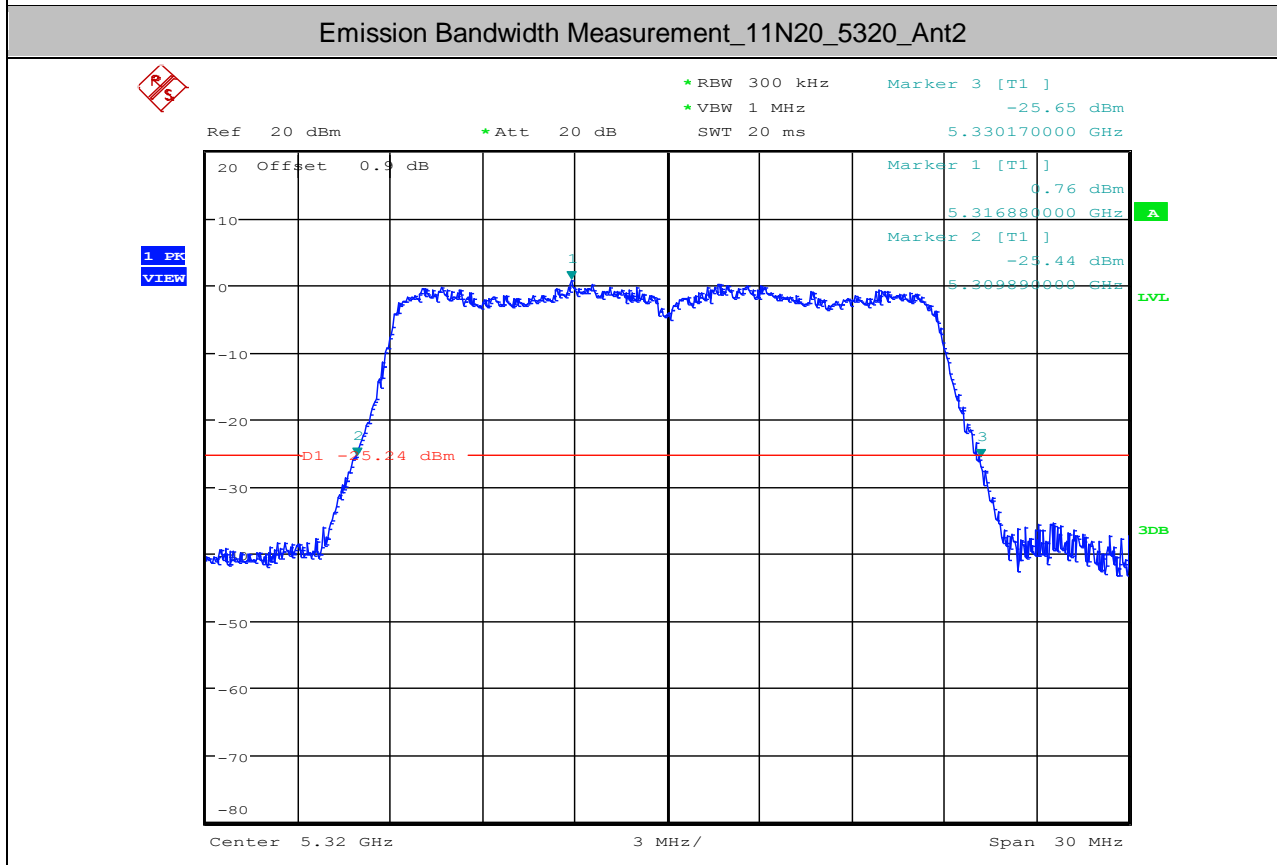
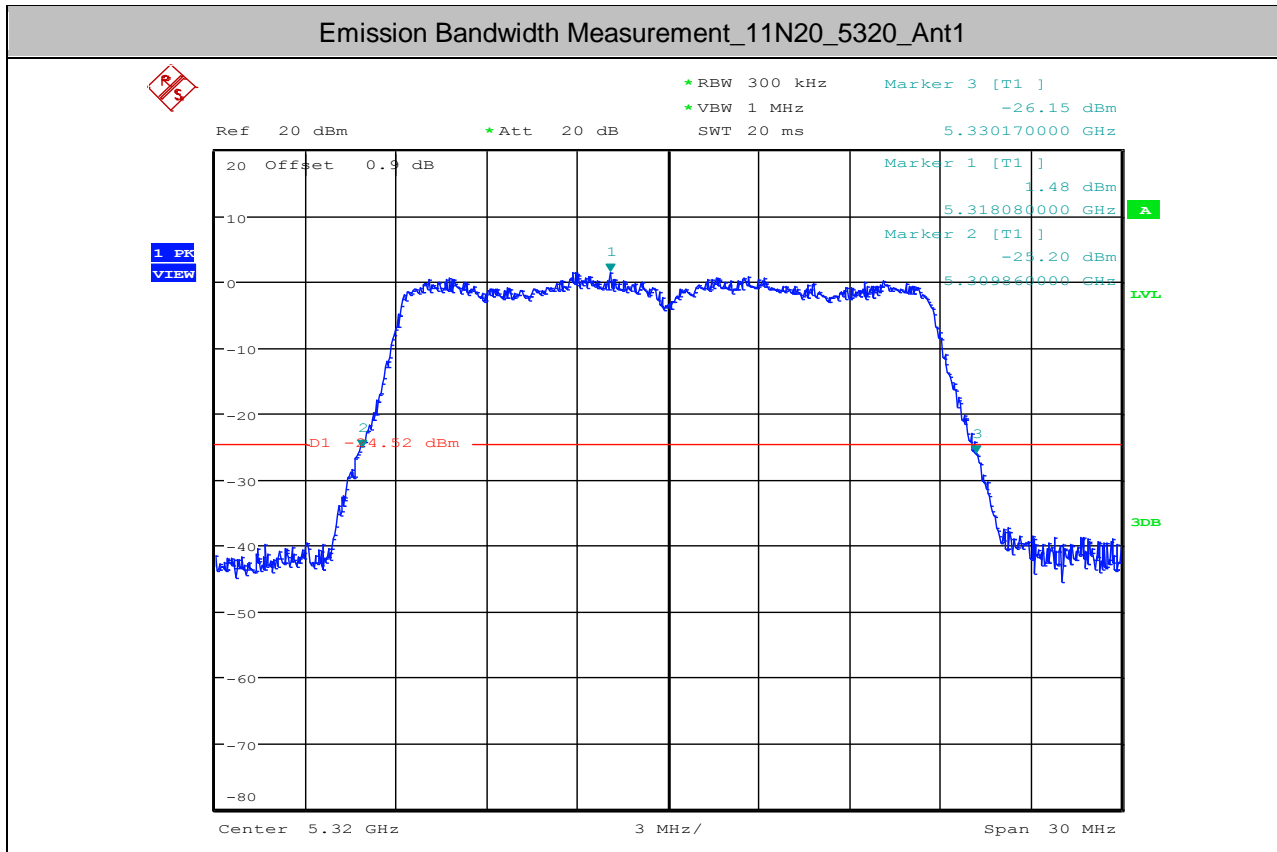


Emission Bandwidth Measurement_11N20_5300_Ant1

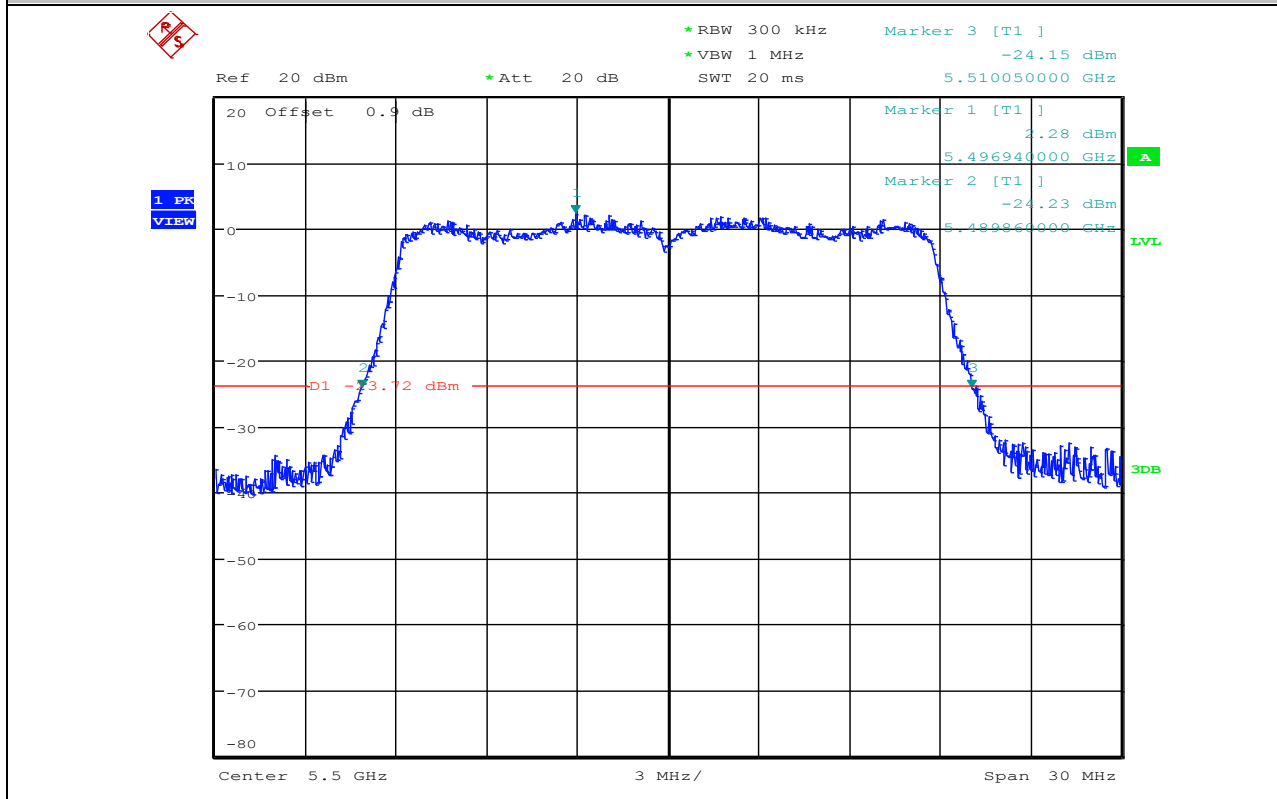


Emission Bandwidth Measurement_11N20_5300_Ant2

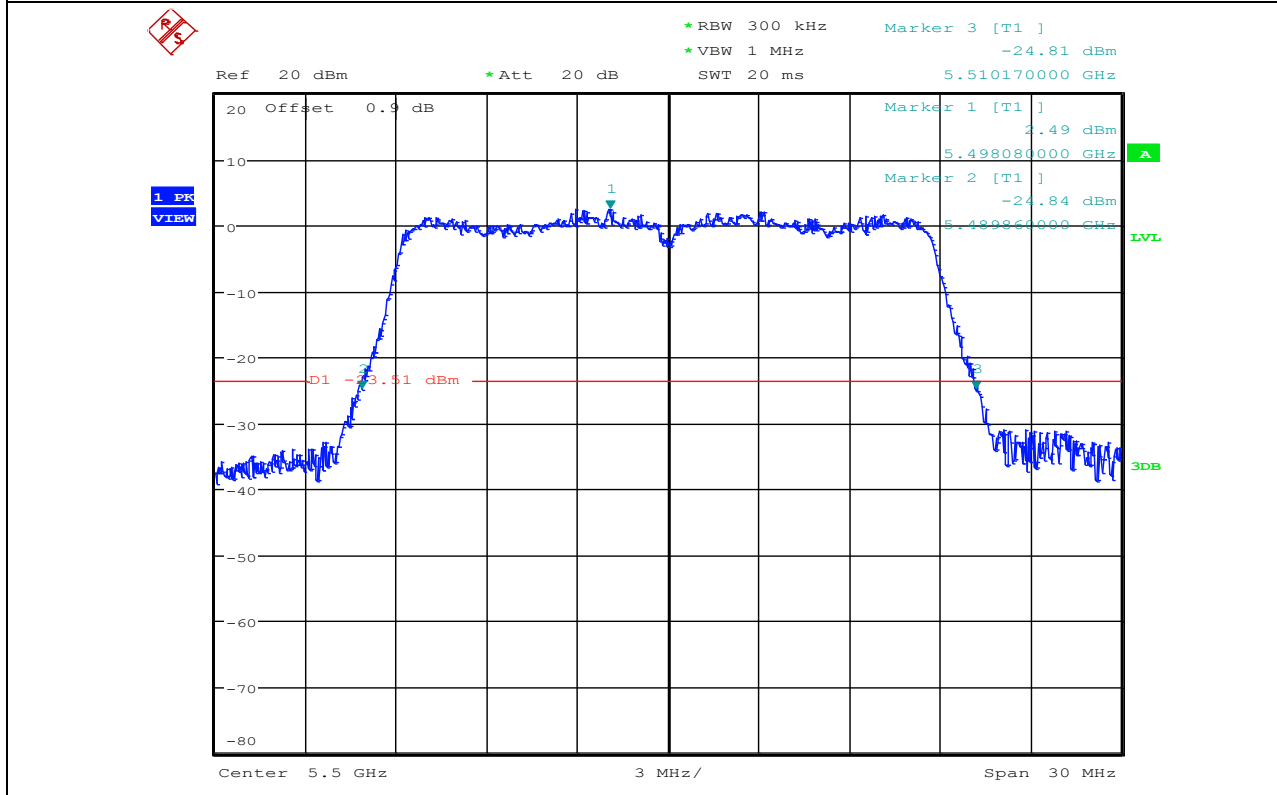




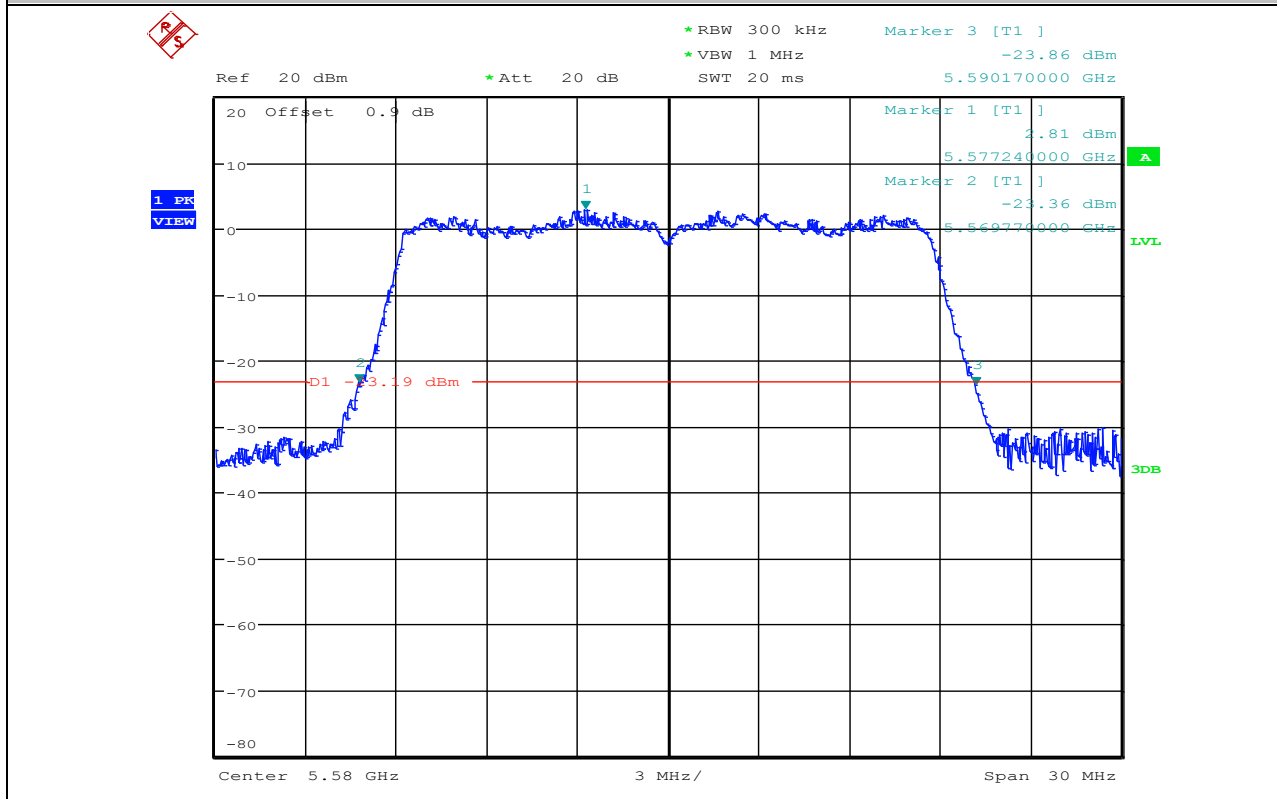
Emission Bandwidth Measurement_11N20_5500_Ant1



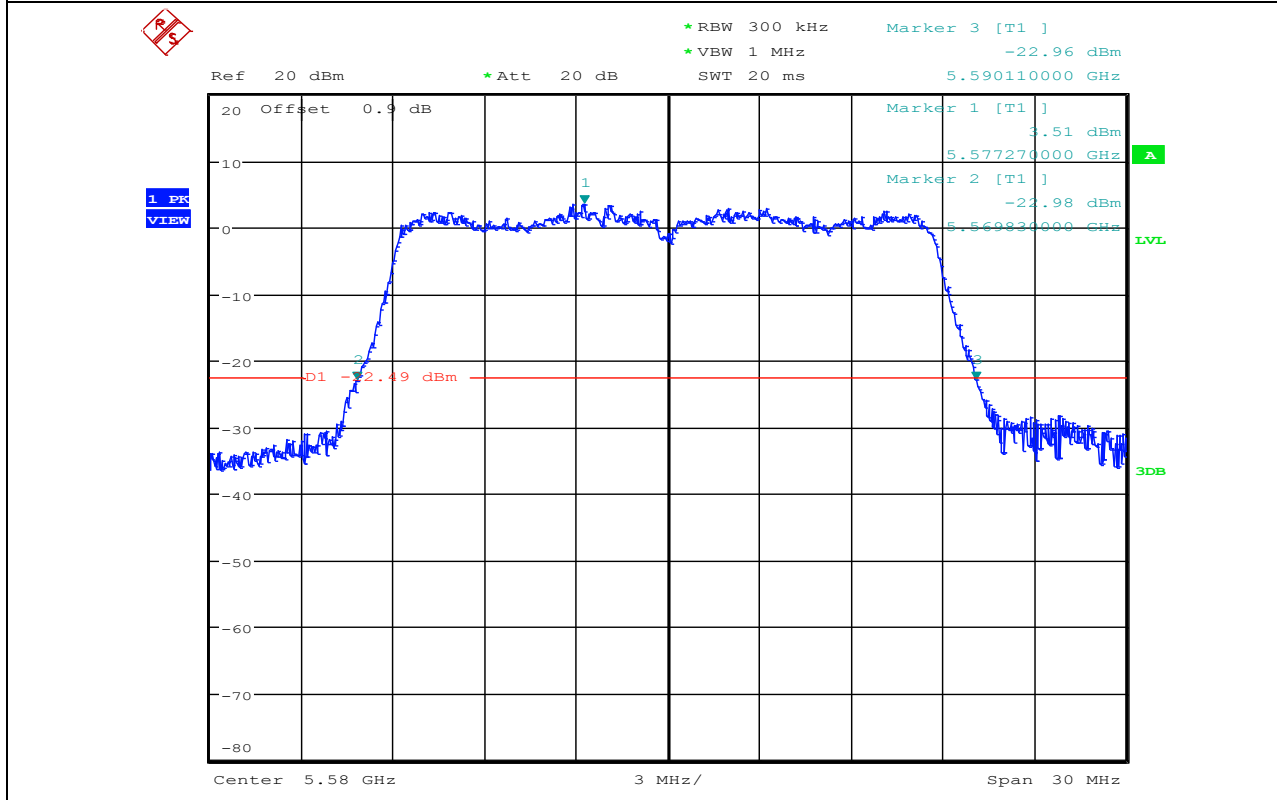
Emission Bandwidth Measurement_11N20_5500_Ant2



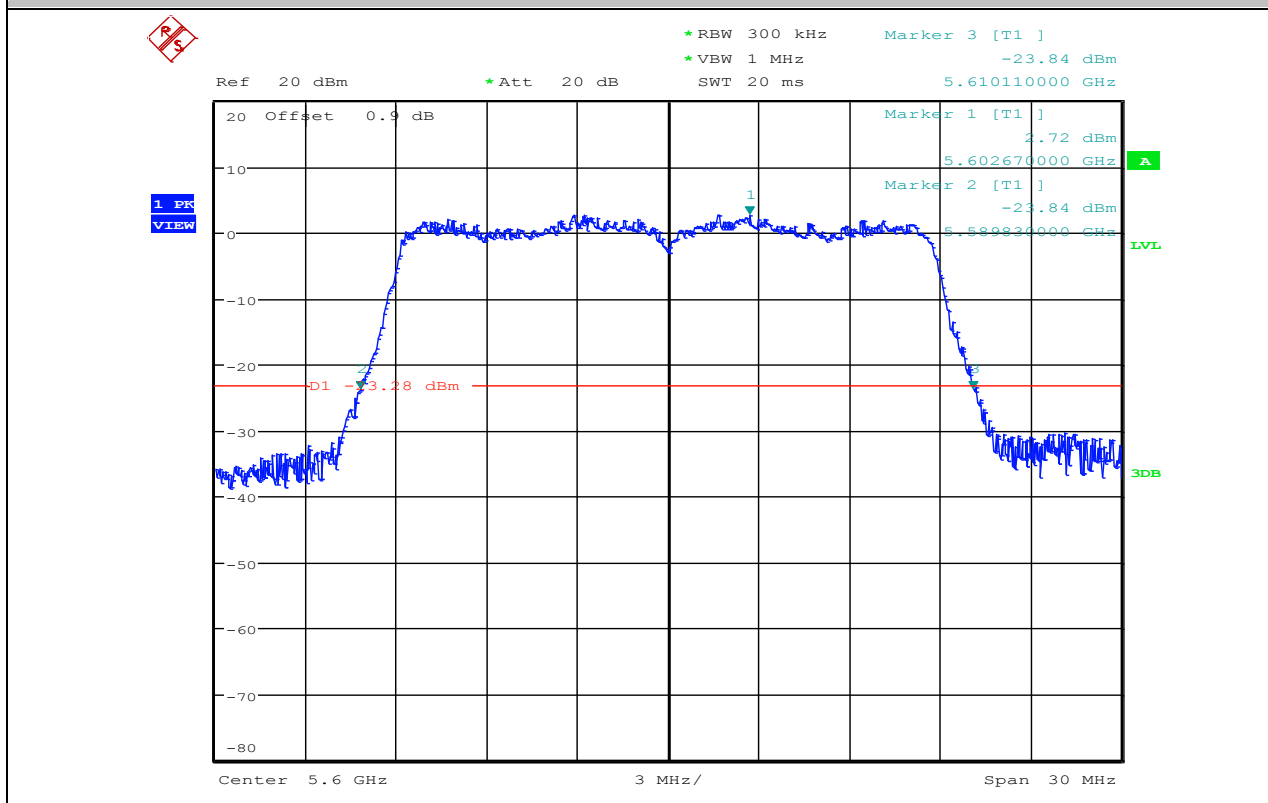
Emission Bandwidth Measurement_11N20_5580_Ant1



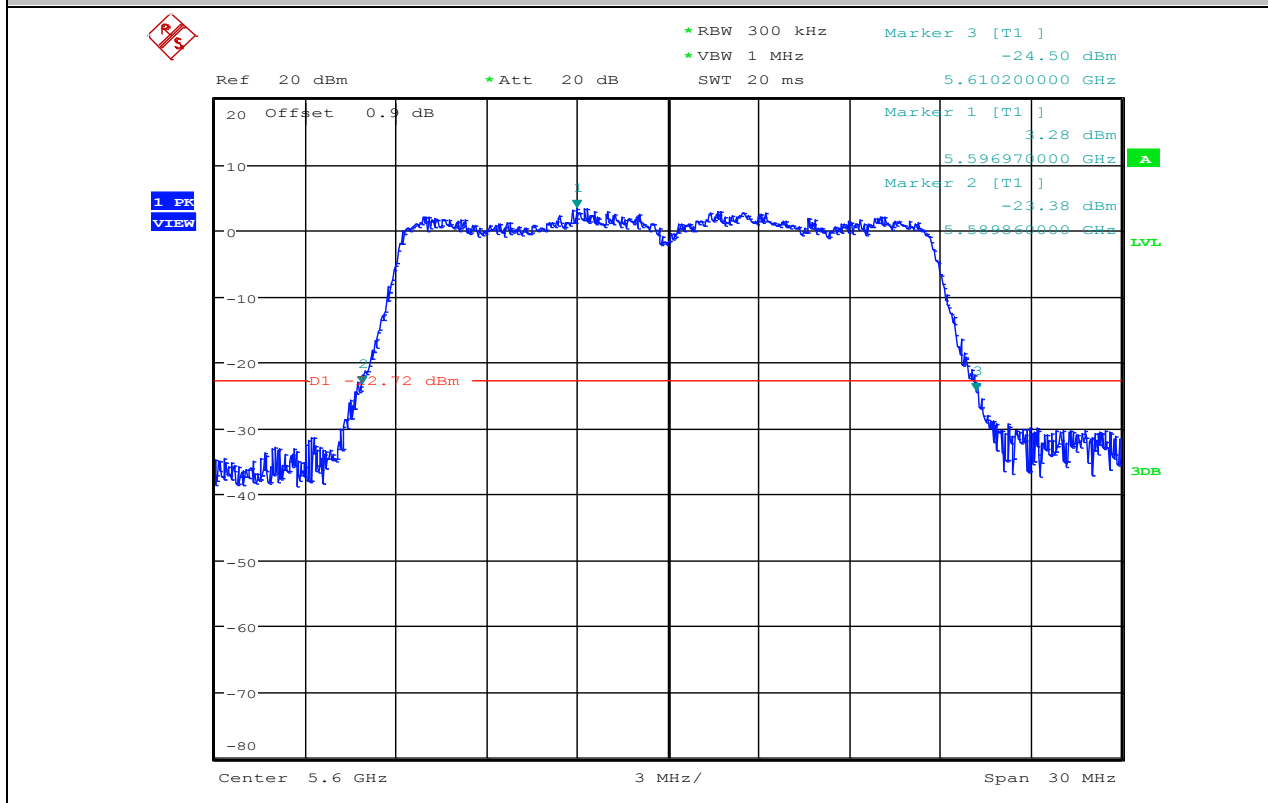
Emission Bandwidth Measurement_11N20_5580_Ant2



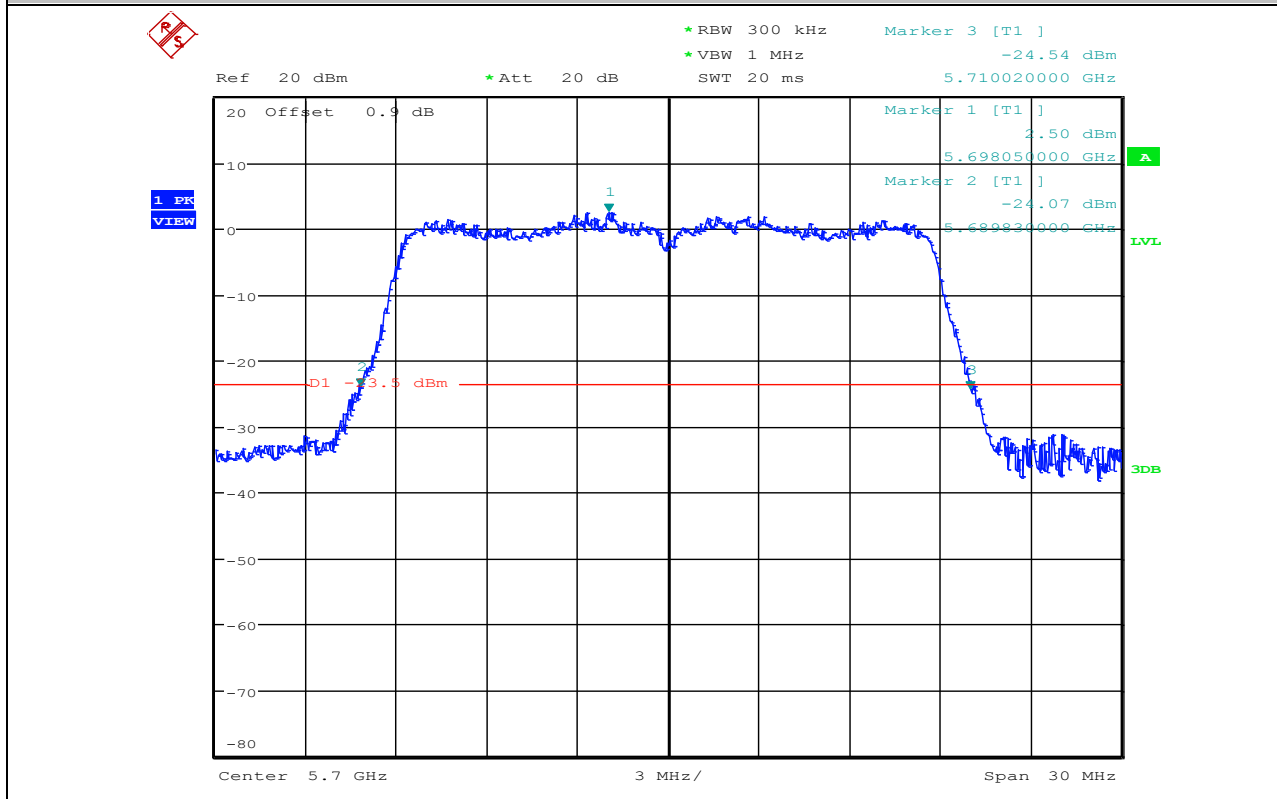
Emission Bandwidth Measurement_11N20_5600_Ant1



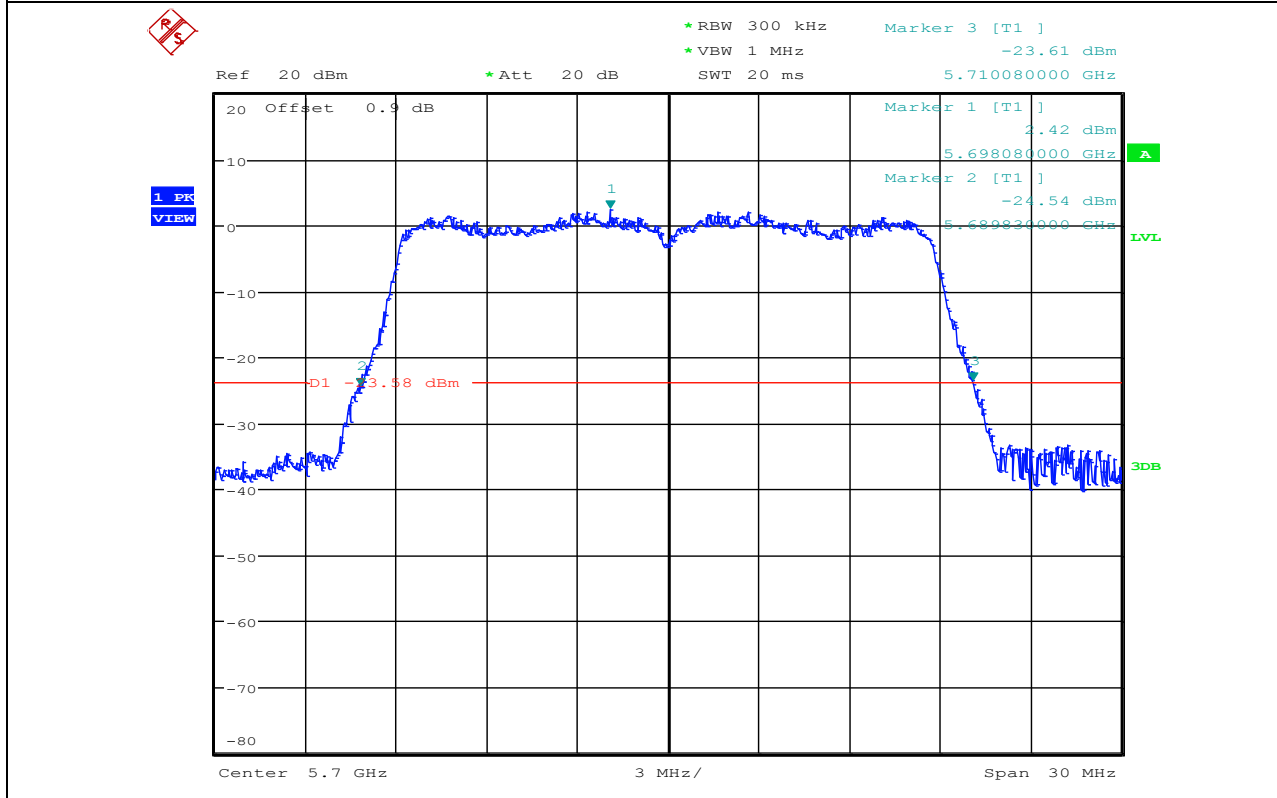
Emission Bandwidth Measurement_11N20_5600_Ant2



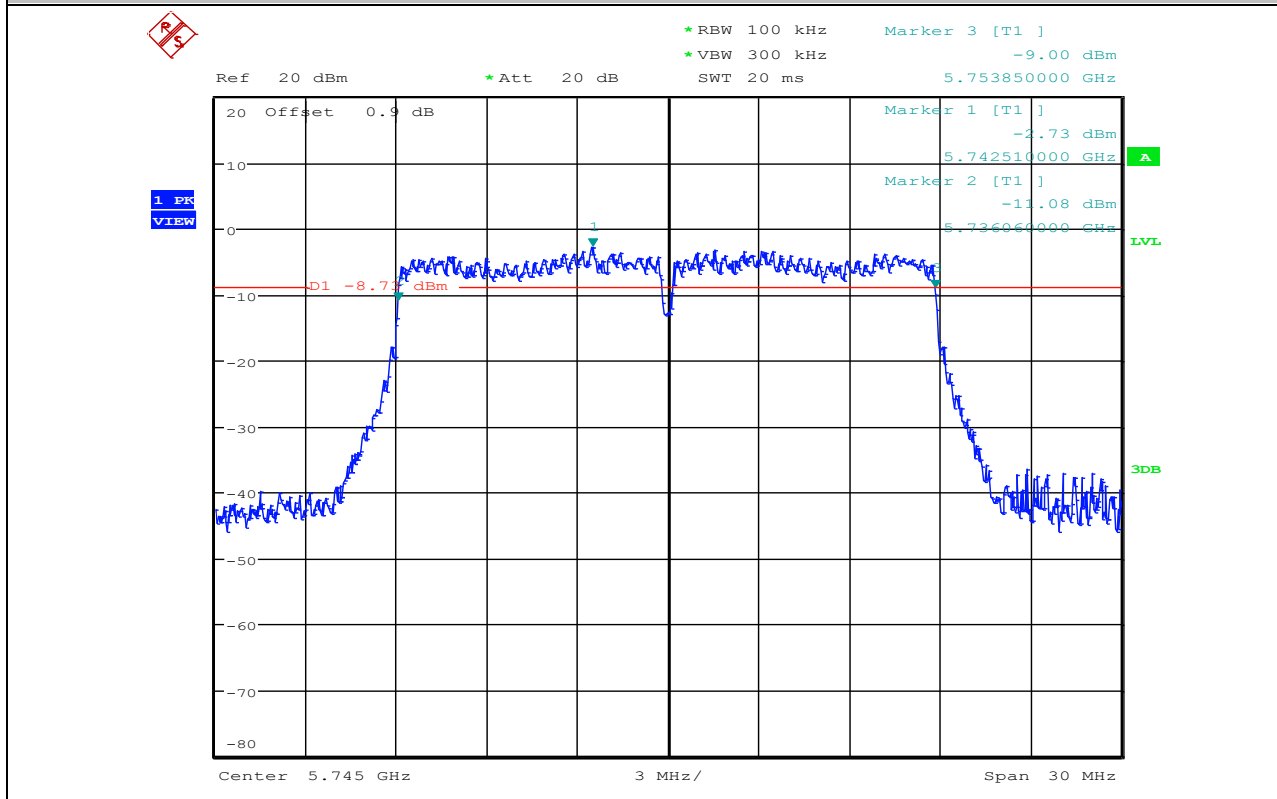
Emission Bandwidth Measurement_11N20_5700_Ant1



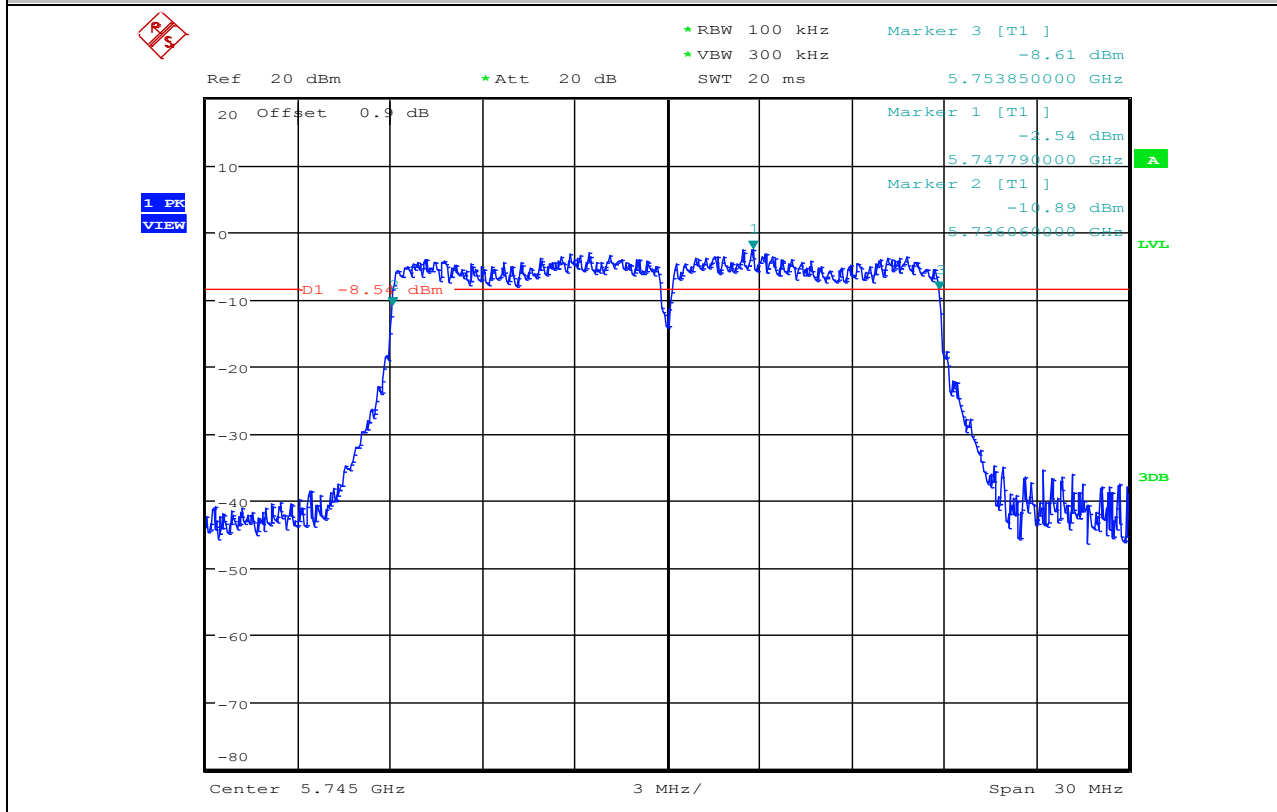
Emission Bandwidth Measurement_11N20_5700_Ant2



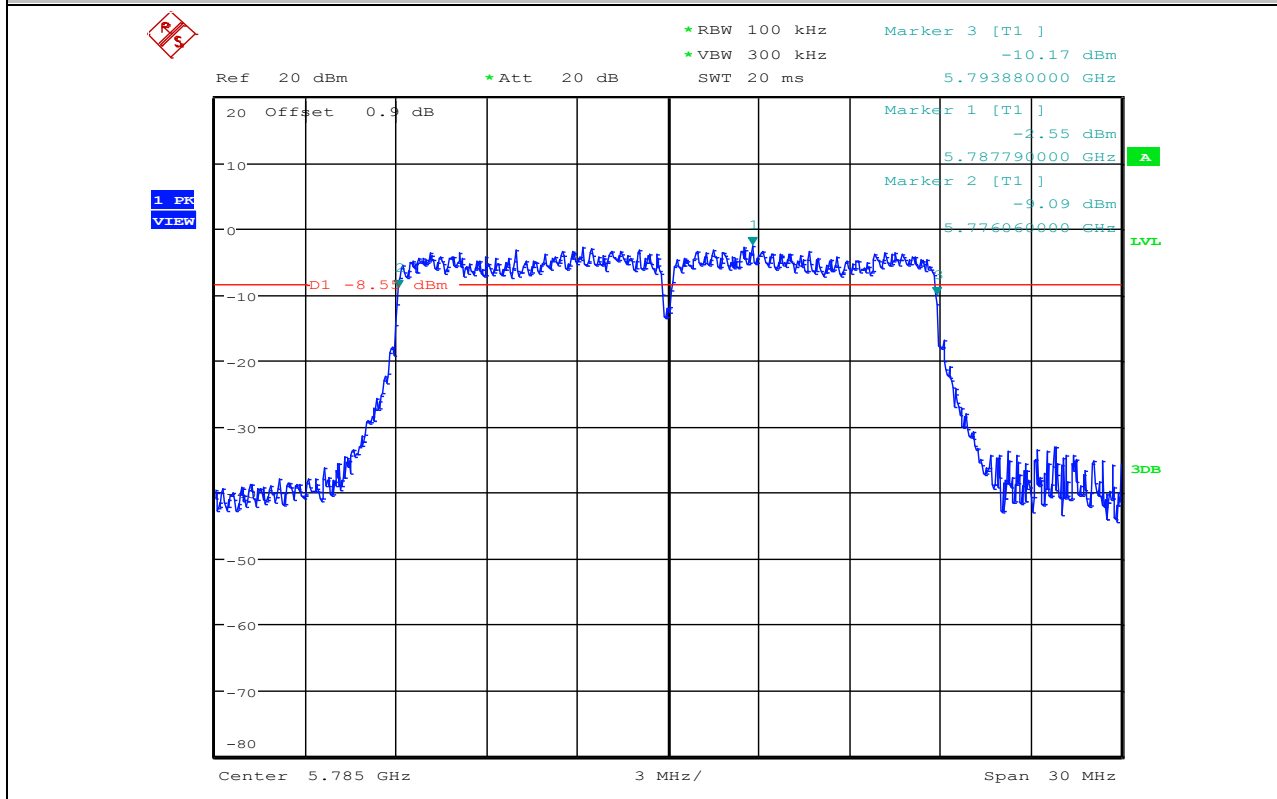
Emission Bandwidth Measurement_11N20_5745_Ant1



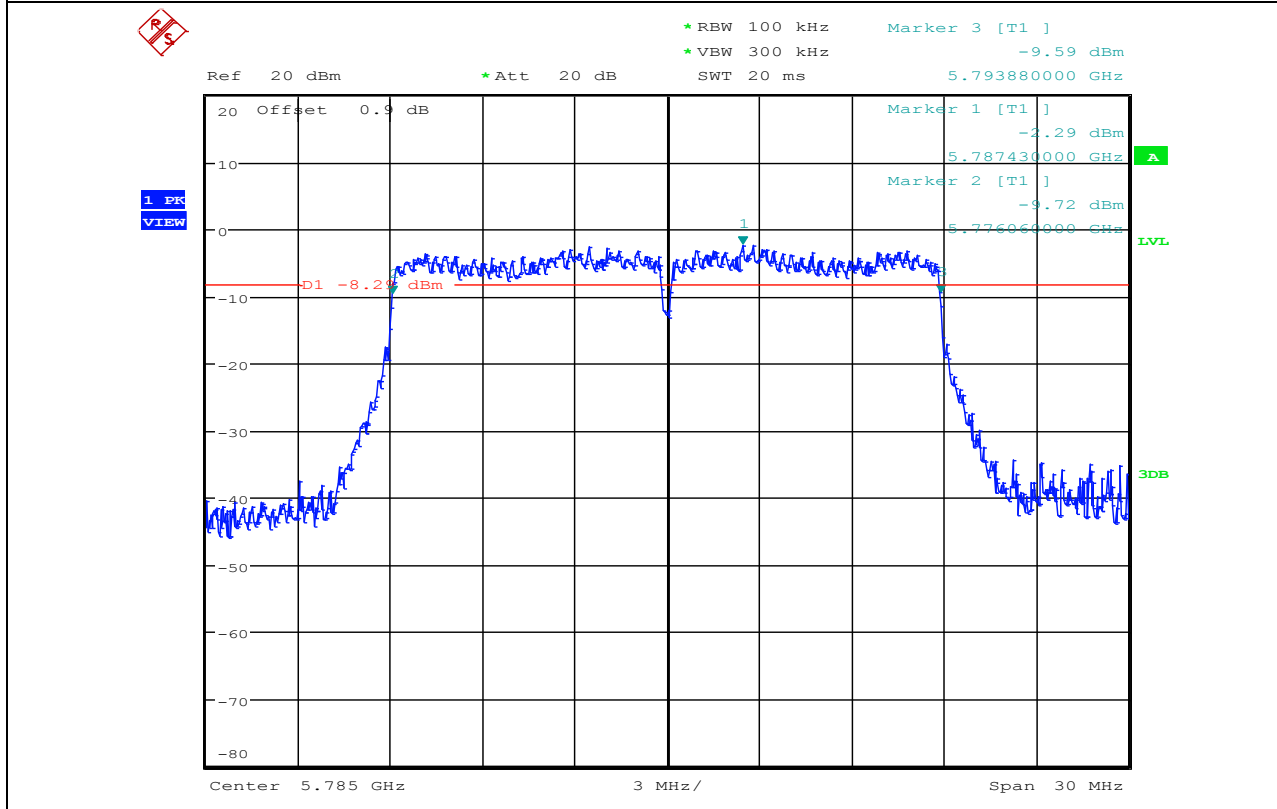
Emission Bandwidth Measurement_11N20_5745_Ant2



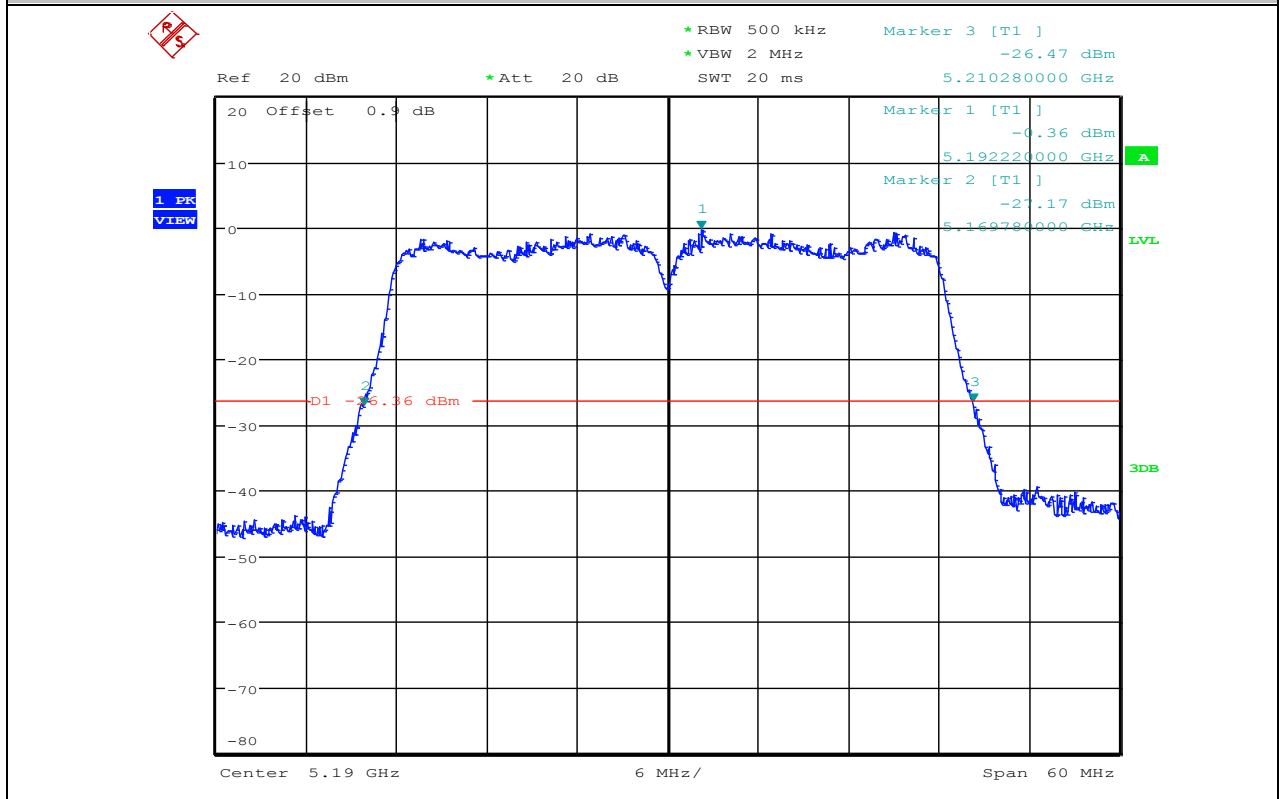
Emission Bandwidth Measurement_11N20_5785_Ant1



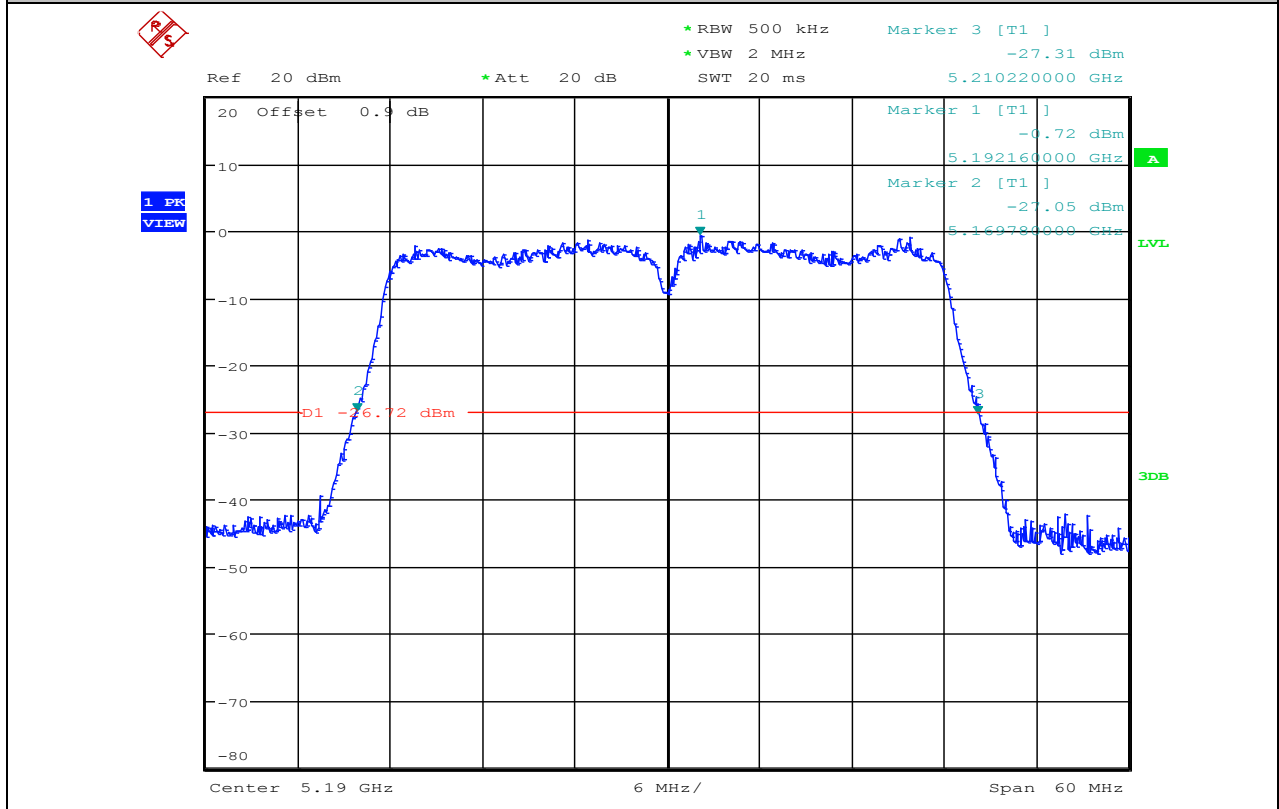
Emission Bandwidth Measurement_11N20_5785_Ant2



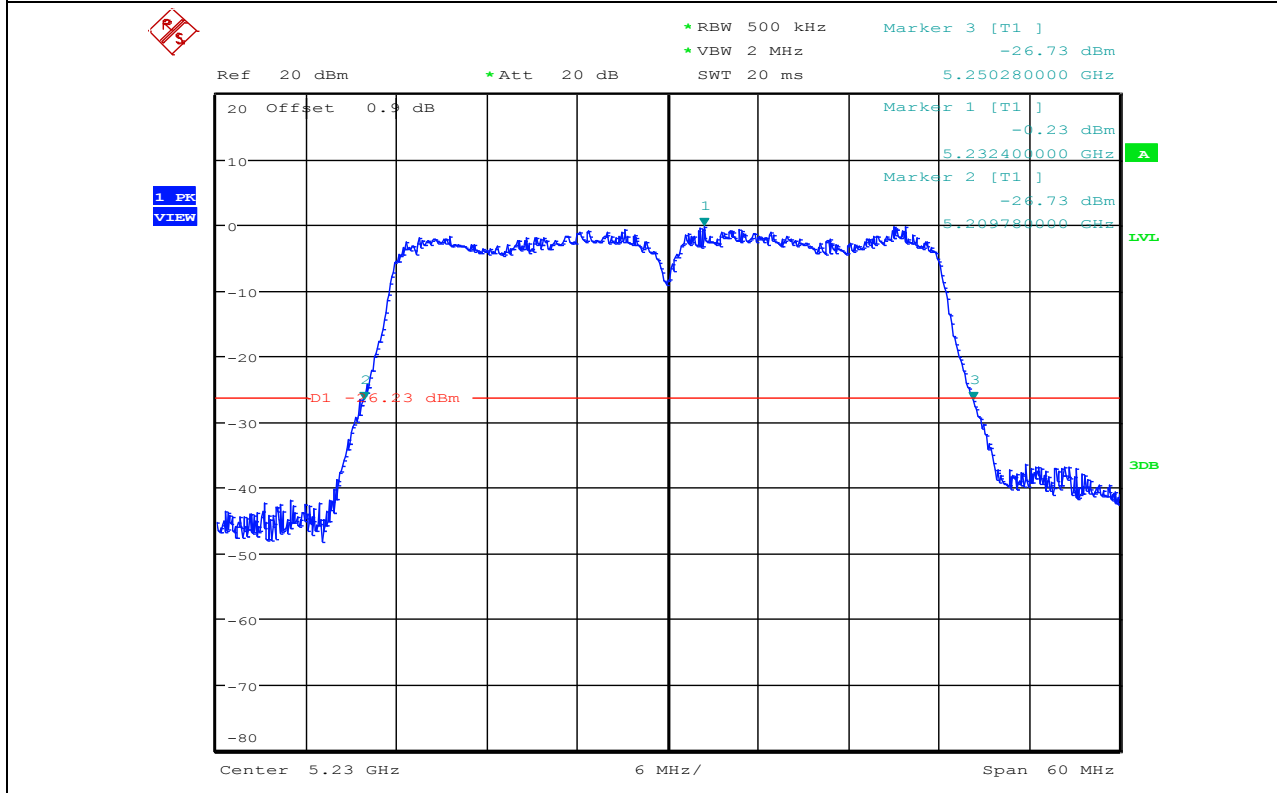
Emission Bandwidth Measurement_11N40_5190_Ant1



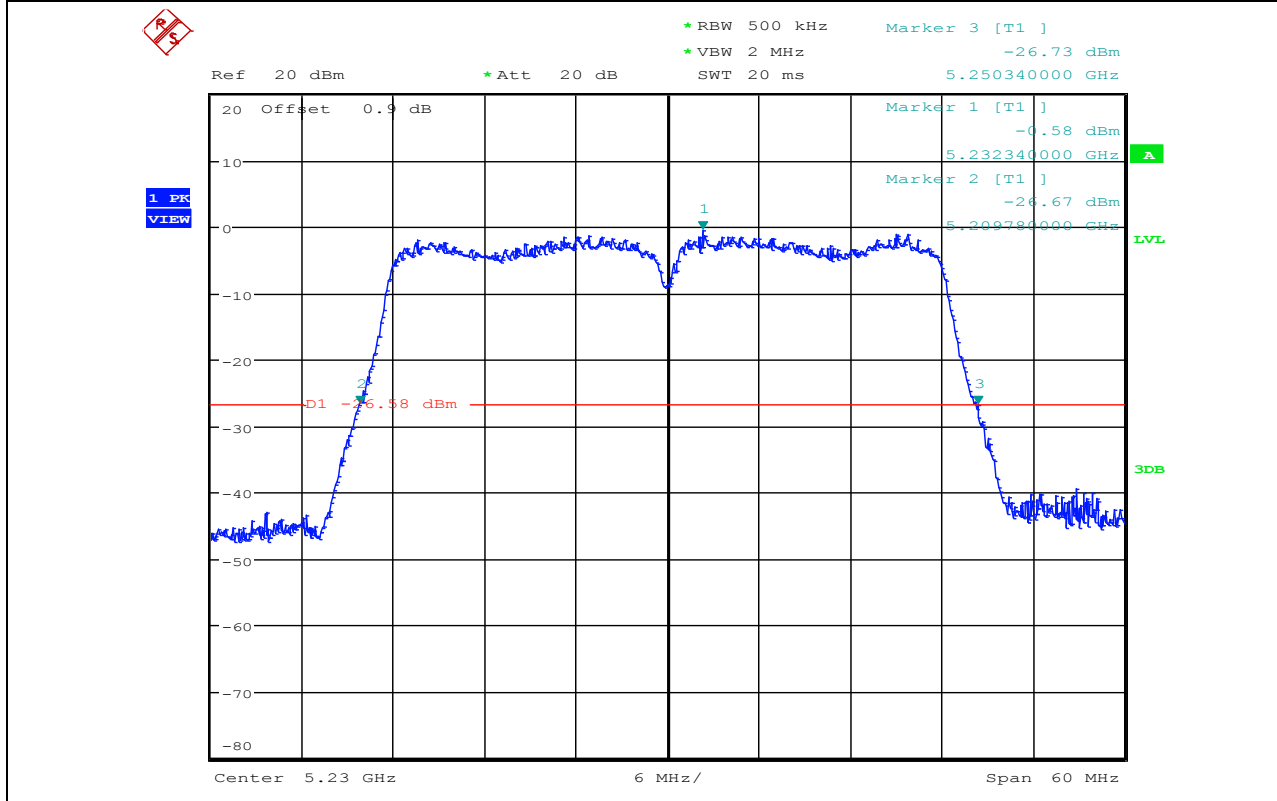
Emission Bandwidth Measurement_11N40_5190_Ant2



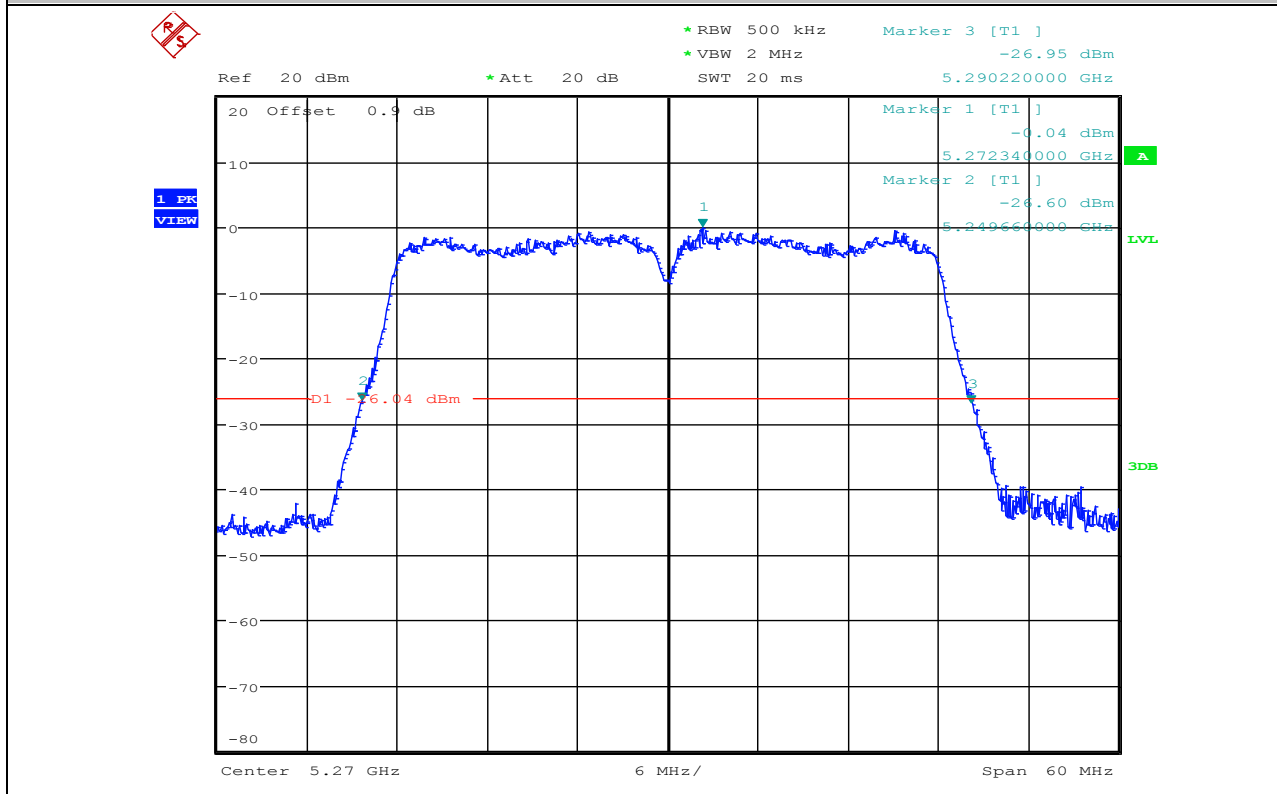
Emission Bandwidth Measurement_11N40_5230_Ant1



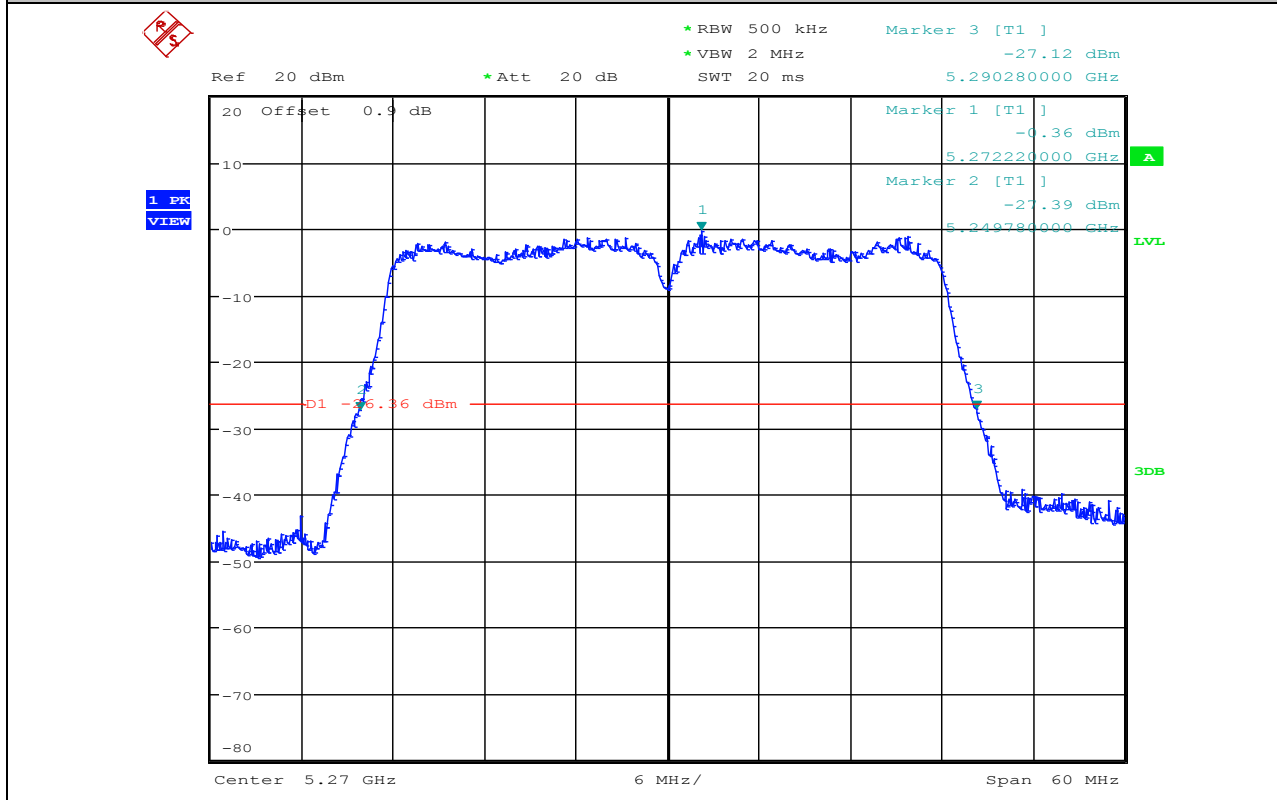
Emission Bandwidth Measurement_11N40_5230_Ant2



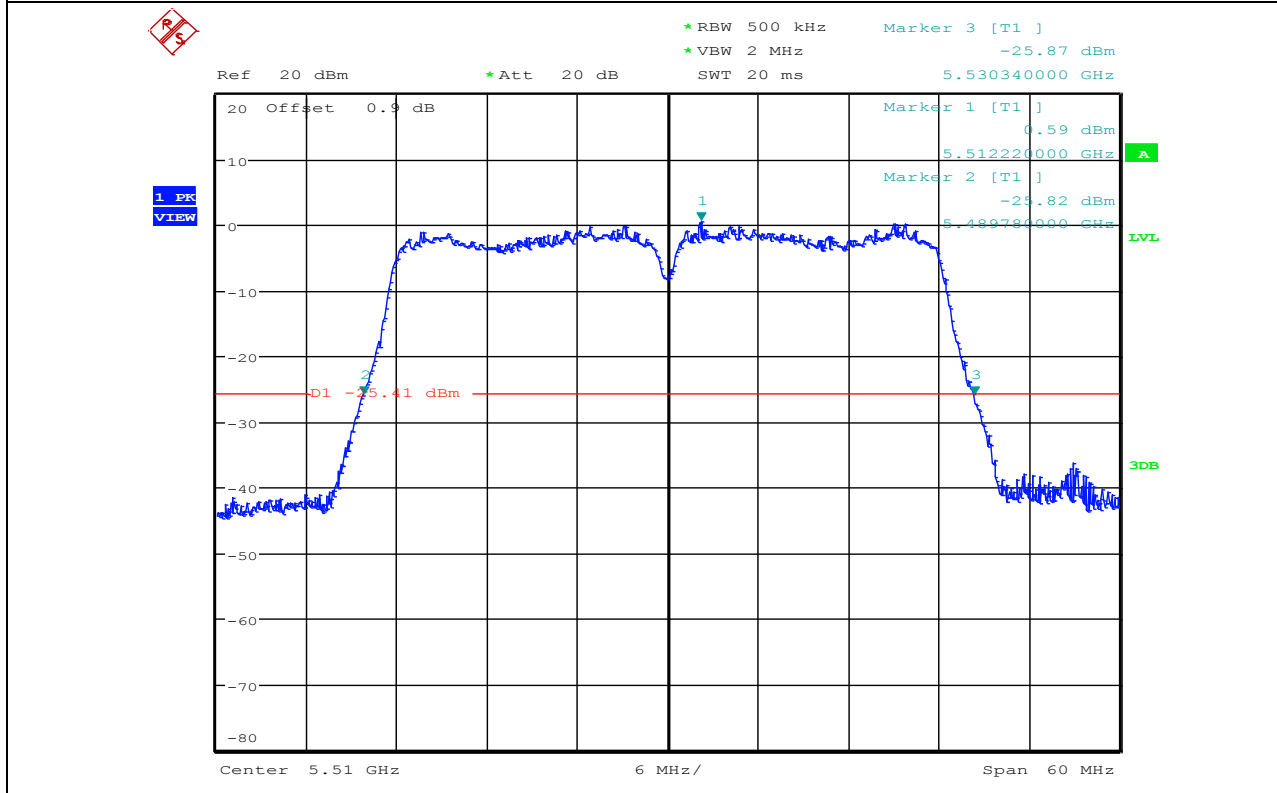
Emission Bandwidth Measurement_11N40_5270_Ant1



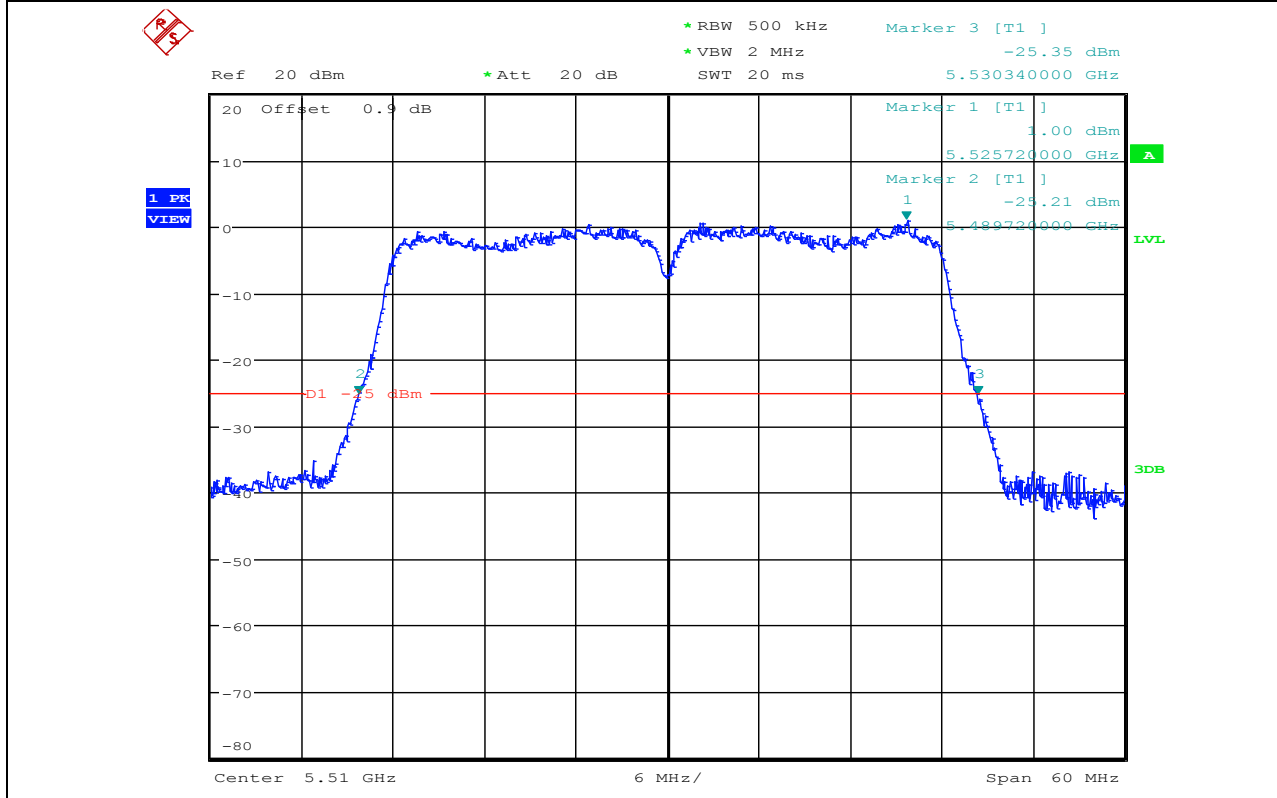
Emission Bandwidth Measurement_11N40_5270_Ant2



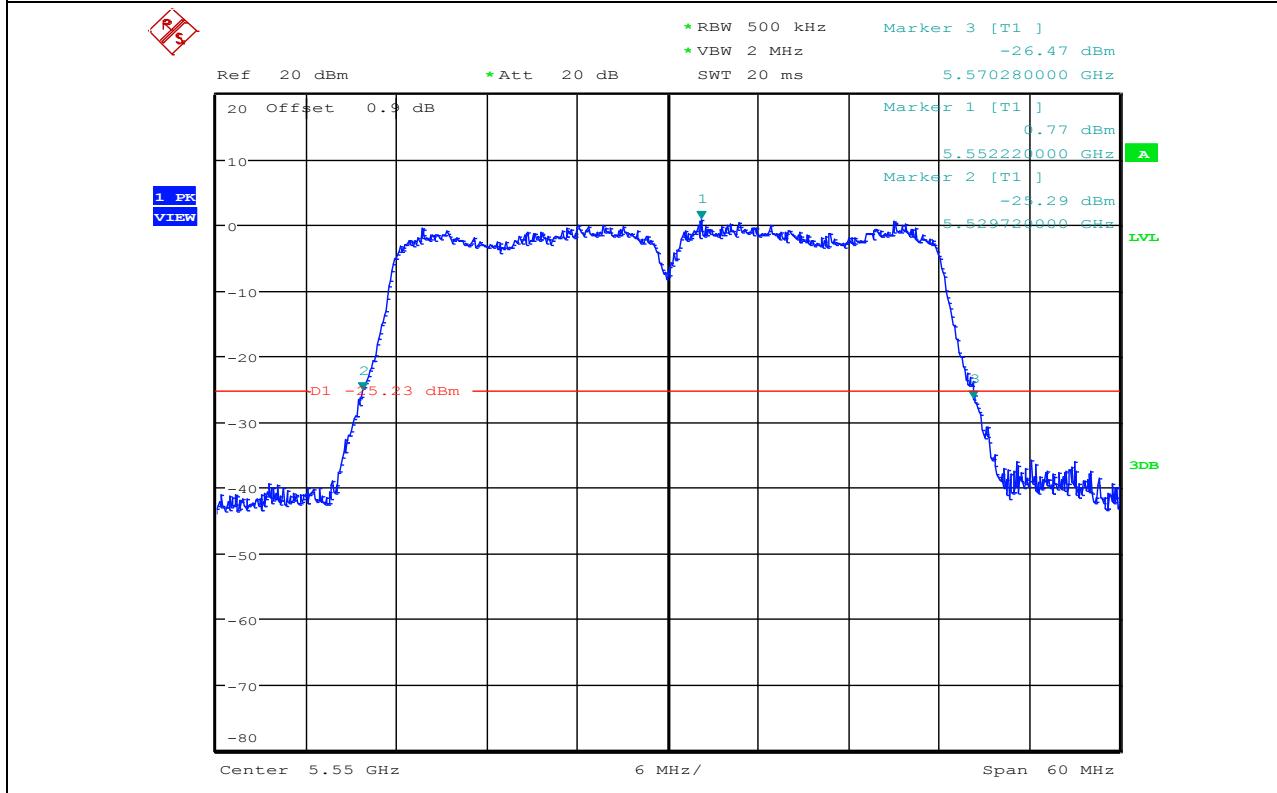
Emission Bandwidth Measurement_11N40_5510_Ant1



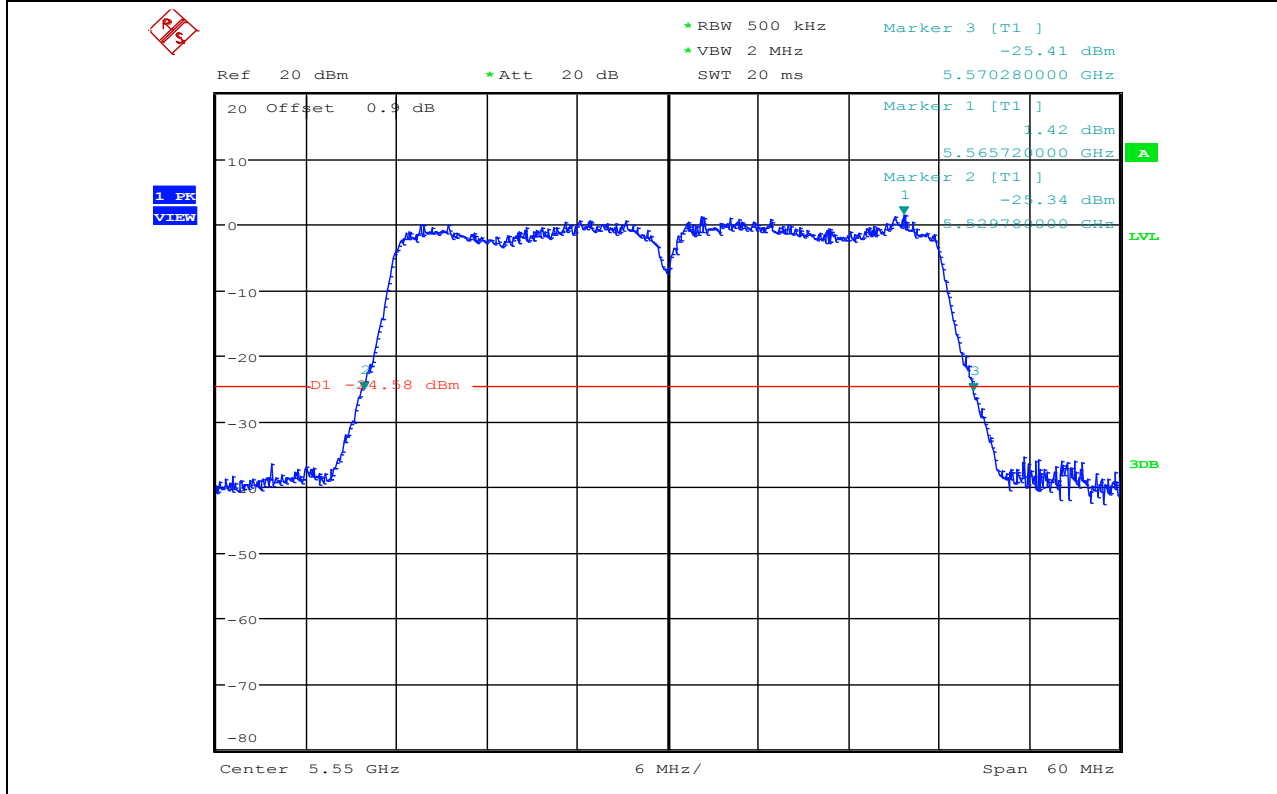
Emission Bandwidth Measurement_11N40_5510_Ant2



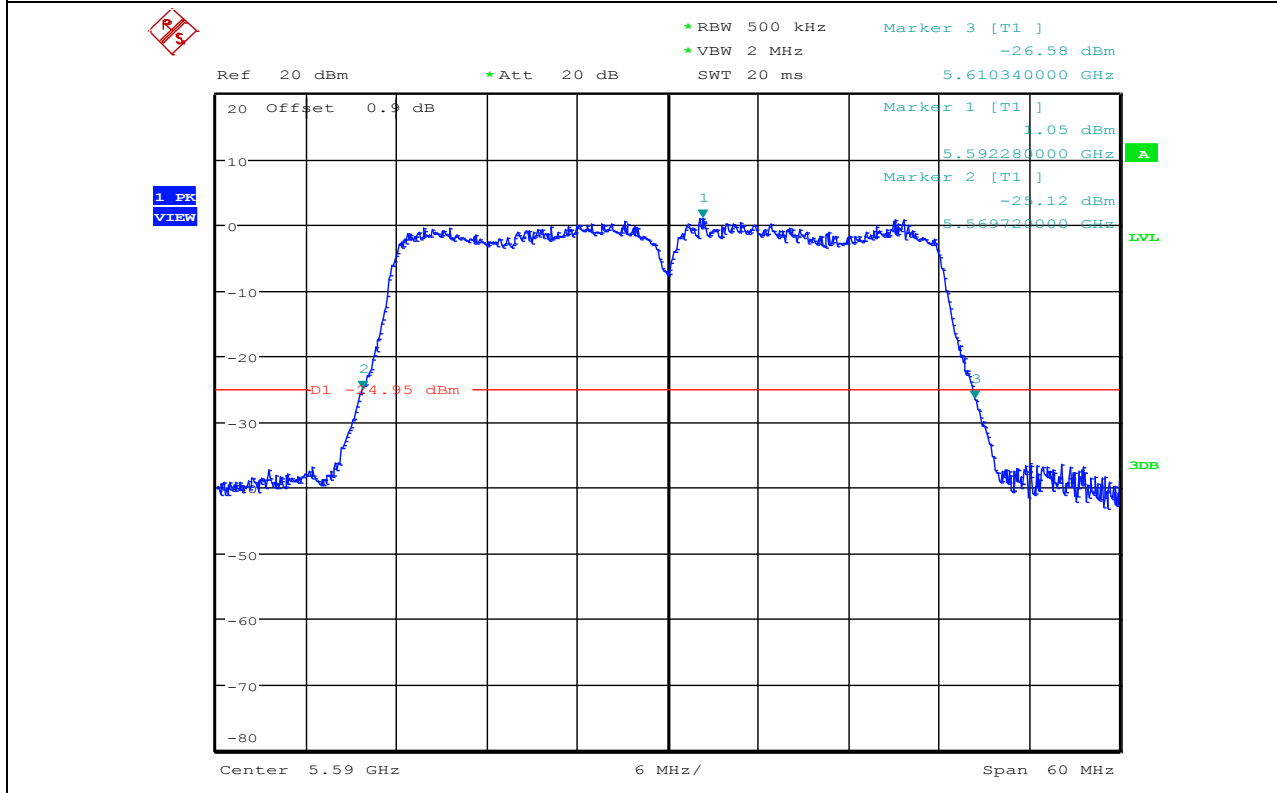
Emission Bandwidth Measurement_11N40_5550_Ant1



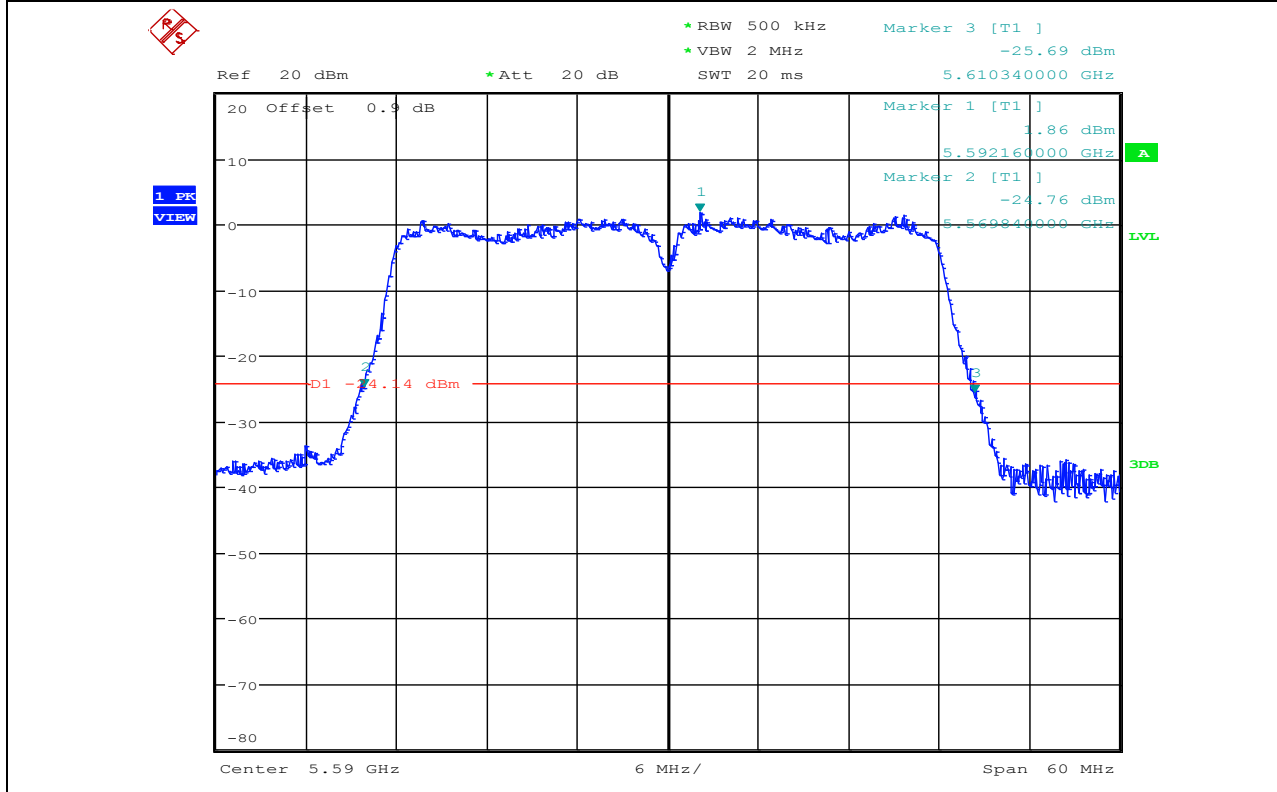
Emission Bandwidth Measurement_11N40_5550_Ant2



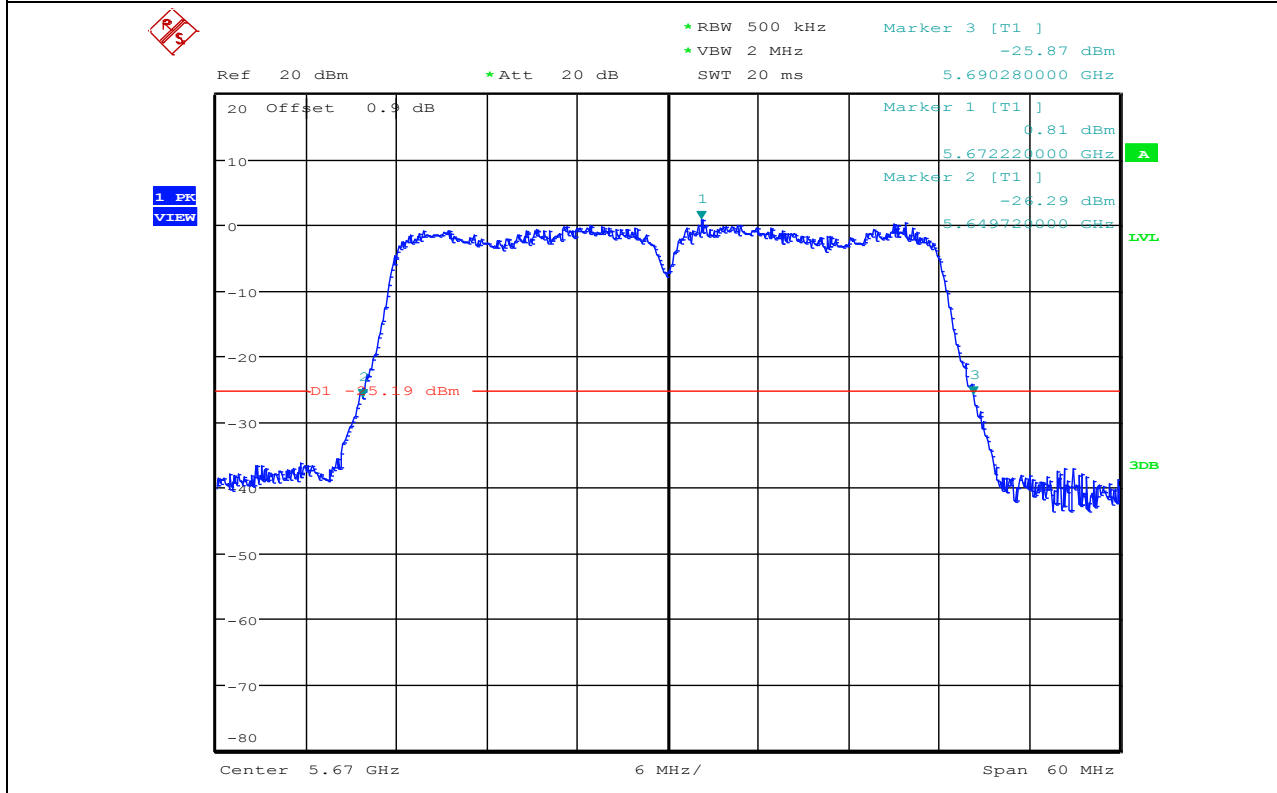
Emission Bandwidth Measurement_11N40_5590_Ant1



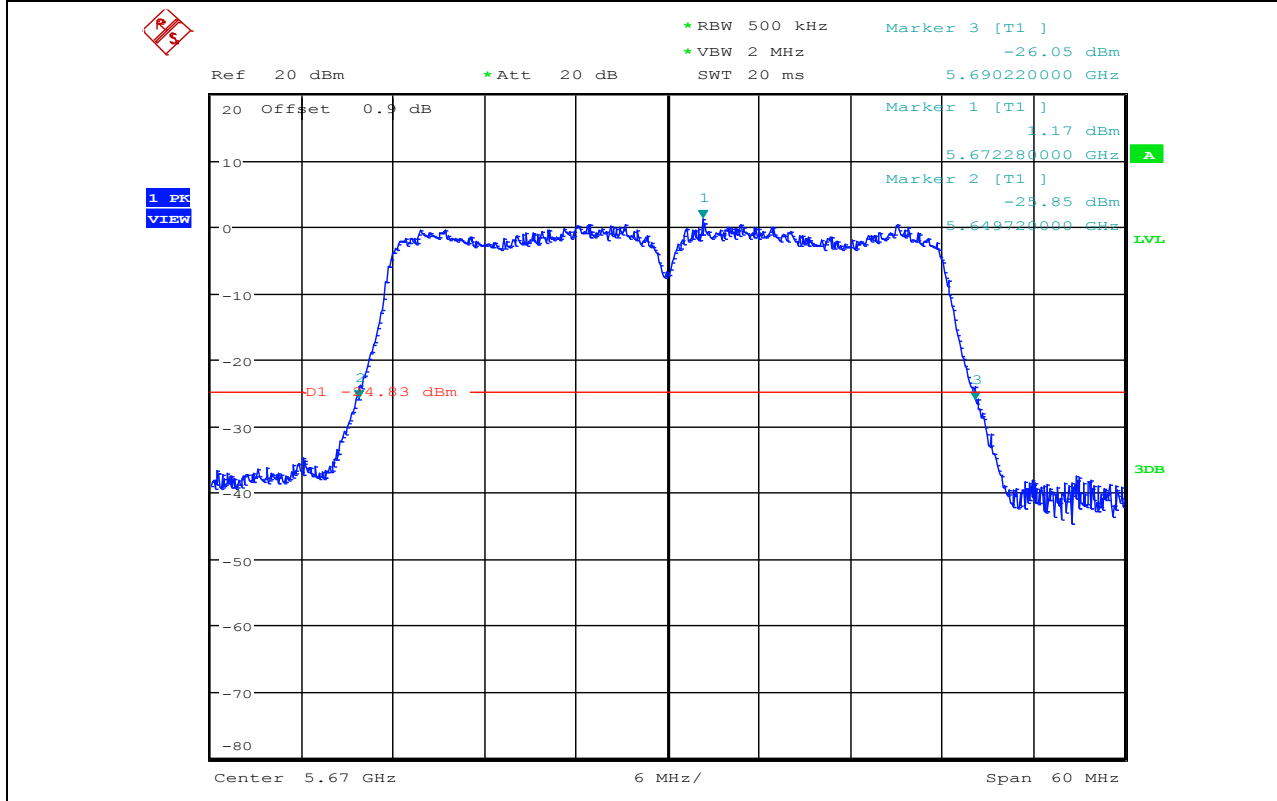
Emission Bandwidth Measurement_11N40_5590_Ant2



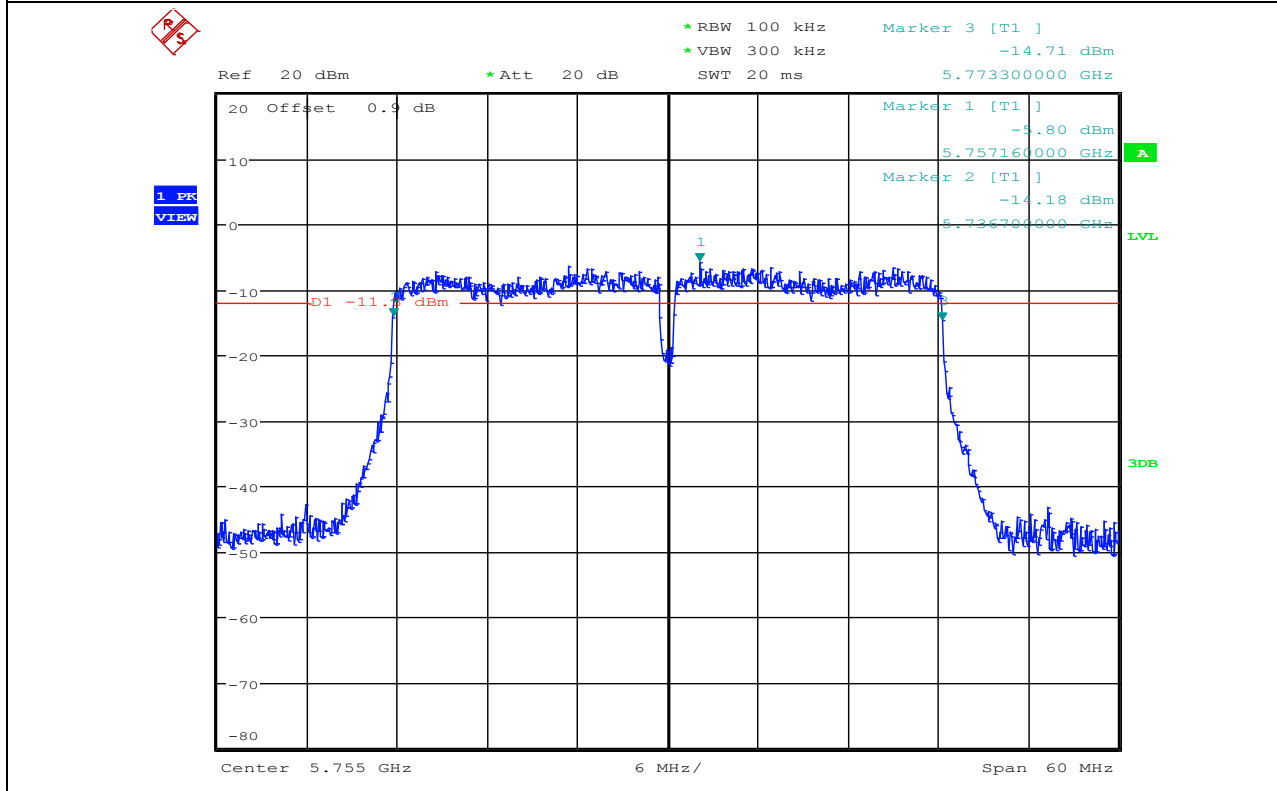
Emission Bandwidth Measurement_11N40_5670_Ant1



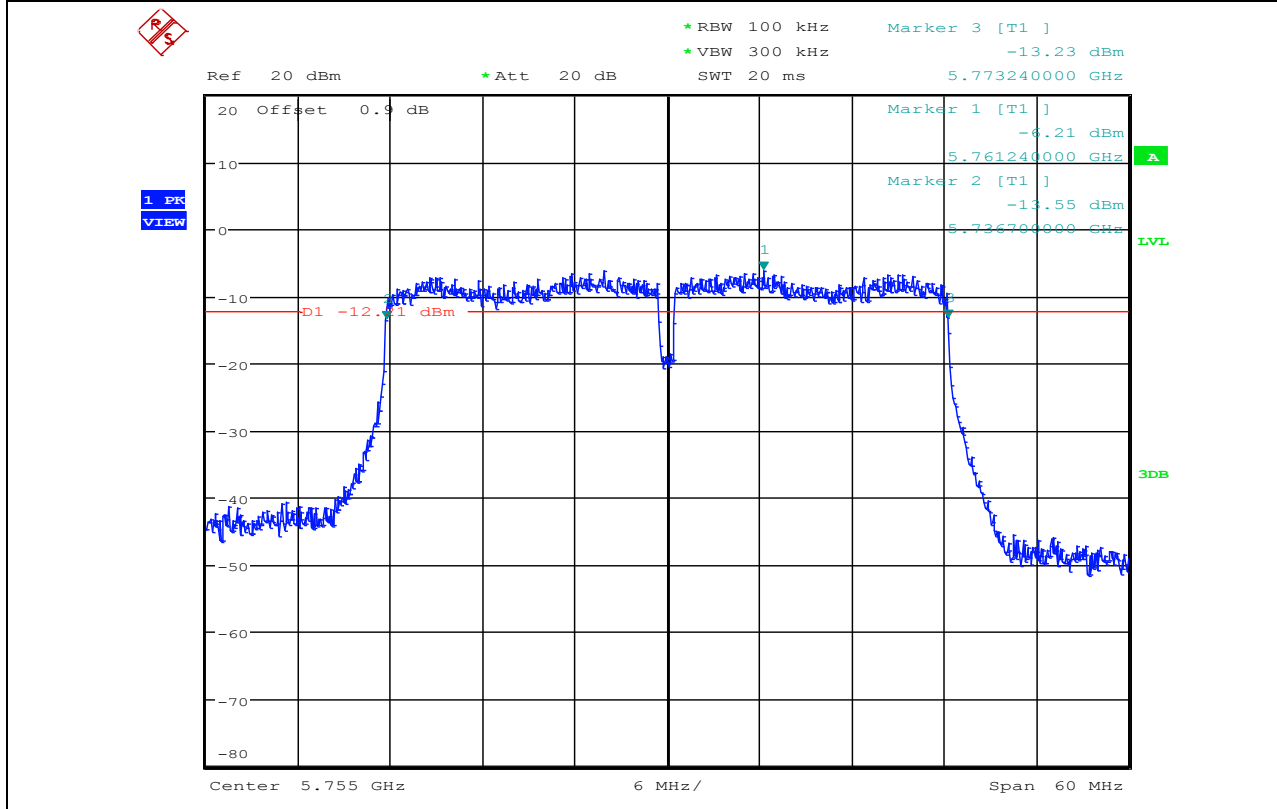
Emission Bandwidth Measurement_11N40_5670_Ant2



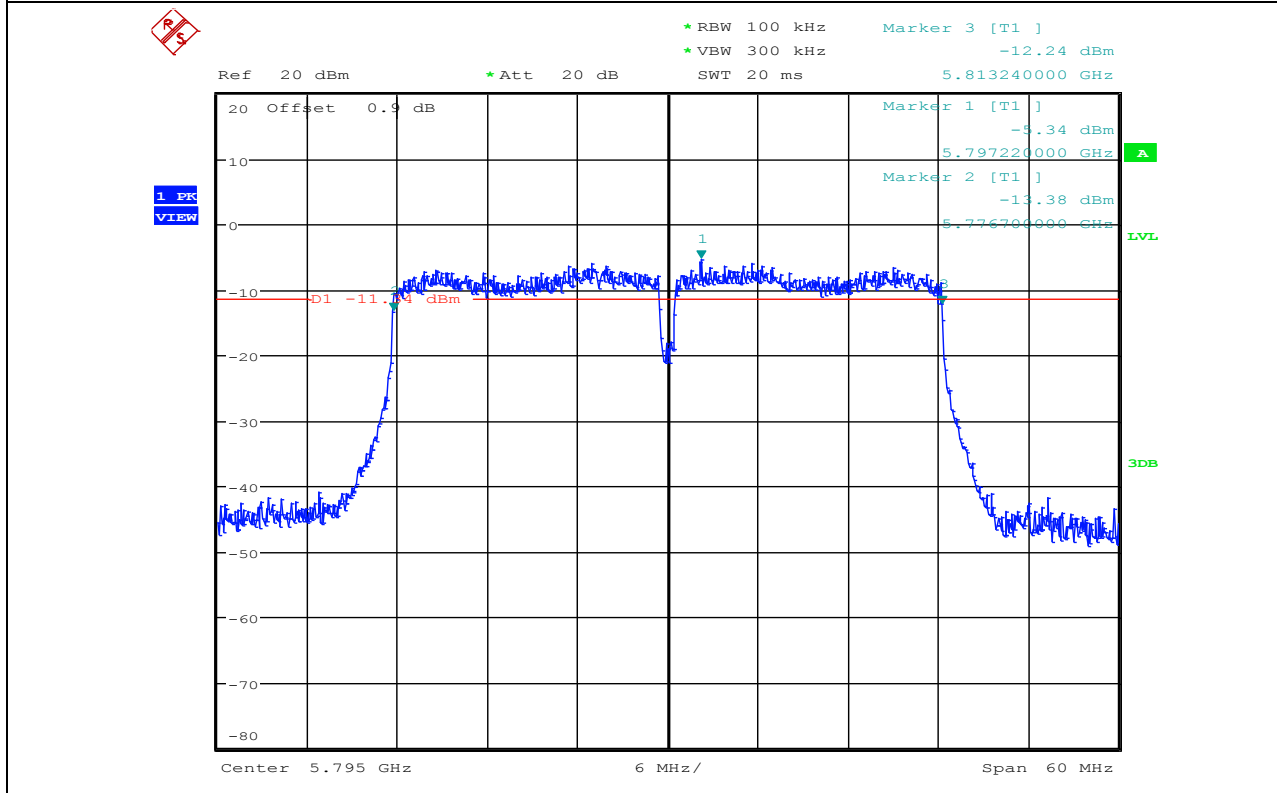
Emission Bandwidth Measurement_11N40_5755_Ant1



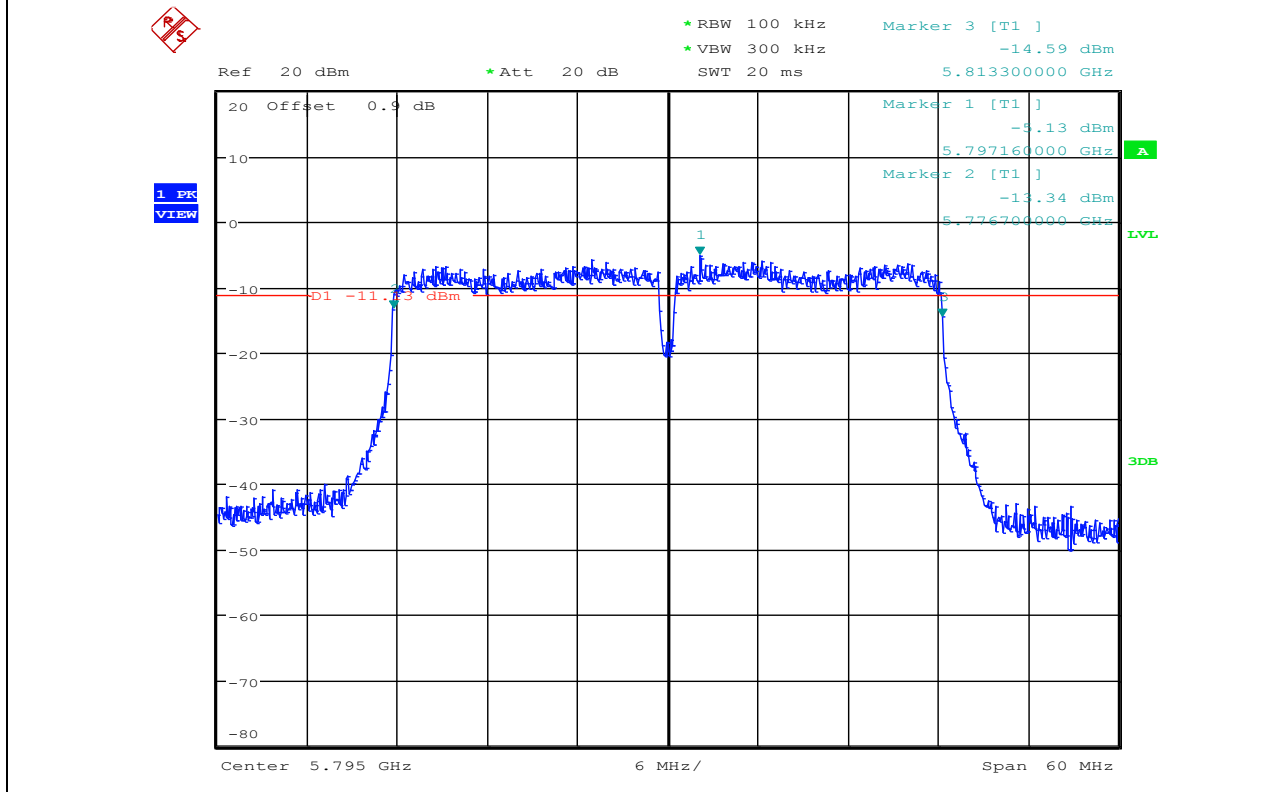
Emission Bandwidth Measurement_11N40_5755_Ant2



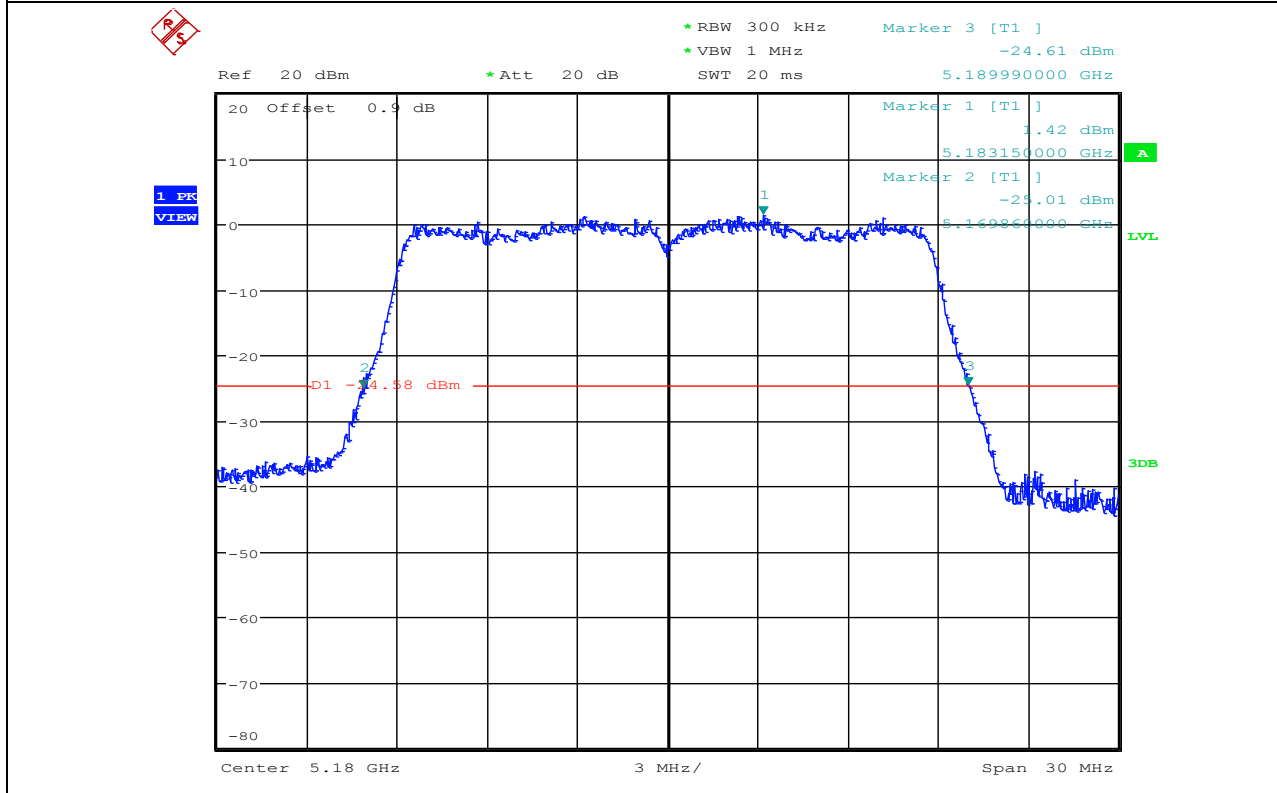
Emission Bandwidth Measurement_11N40_5795_Ant1



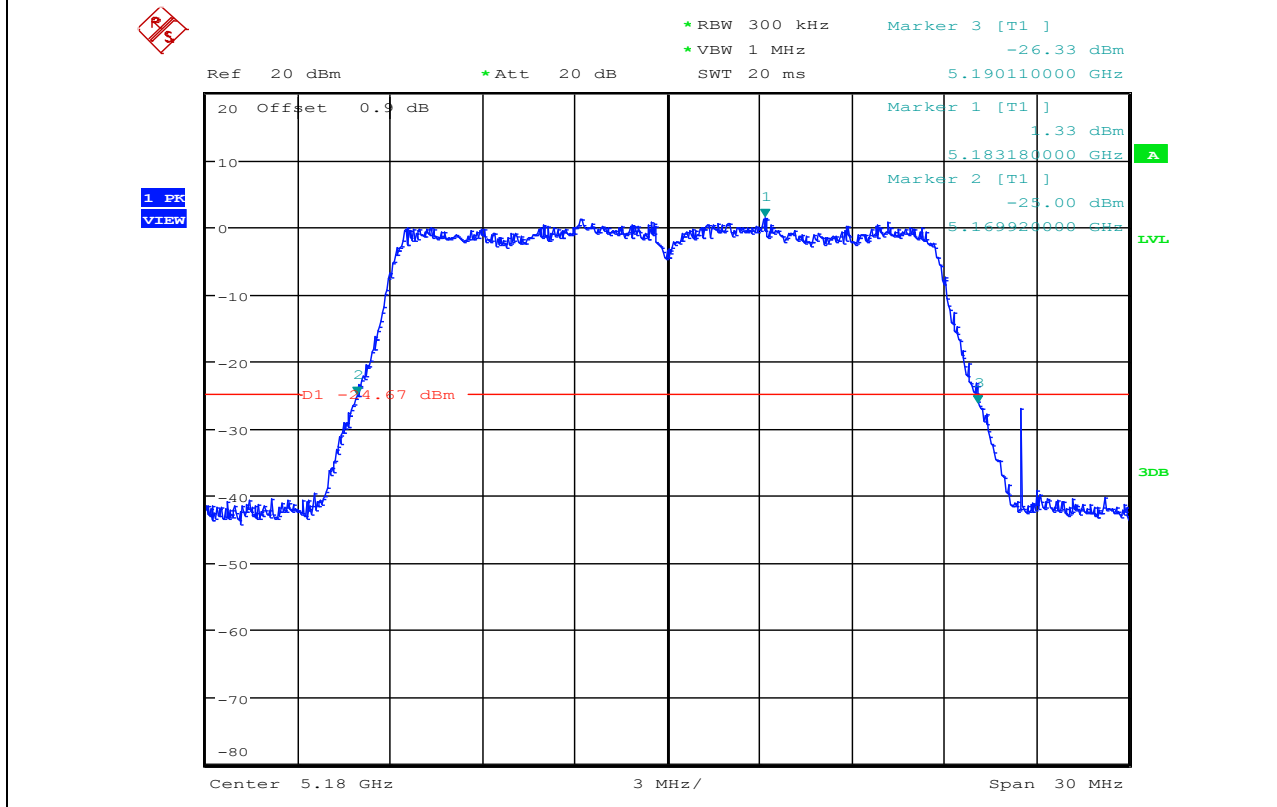
Emission Bandwidth Measurement_11N40_5795_Ant2



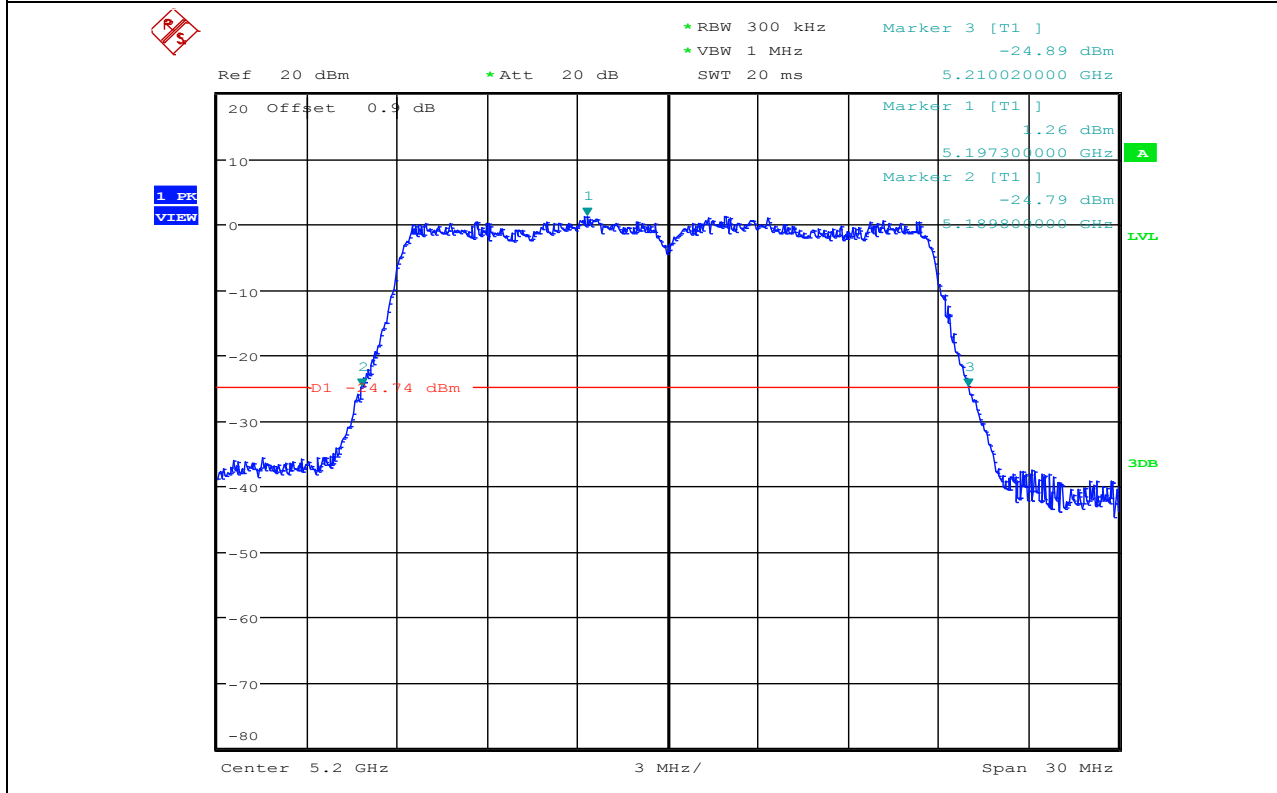
Emission Bandwidth Measurement_11AC20_5180_Ant1



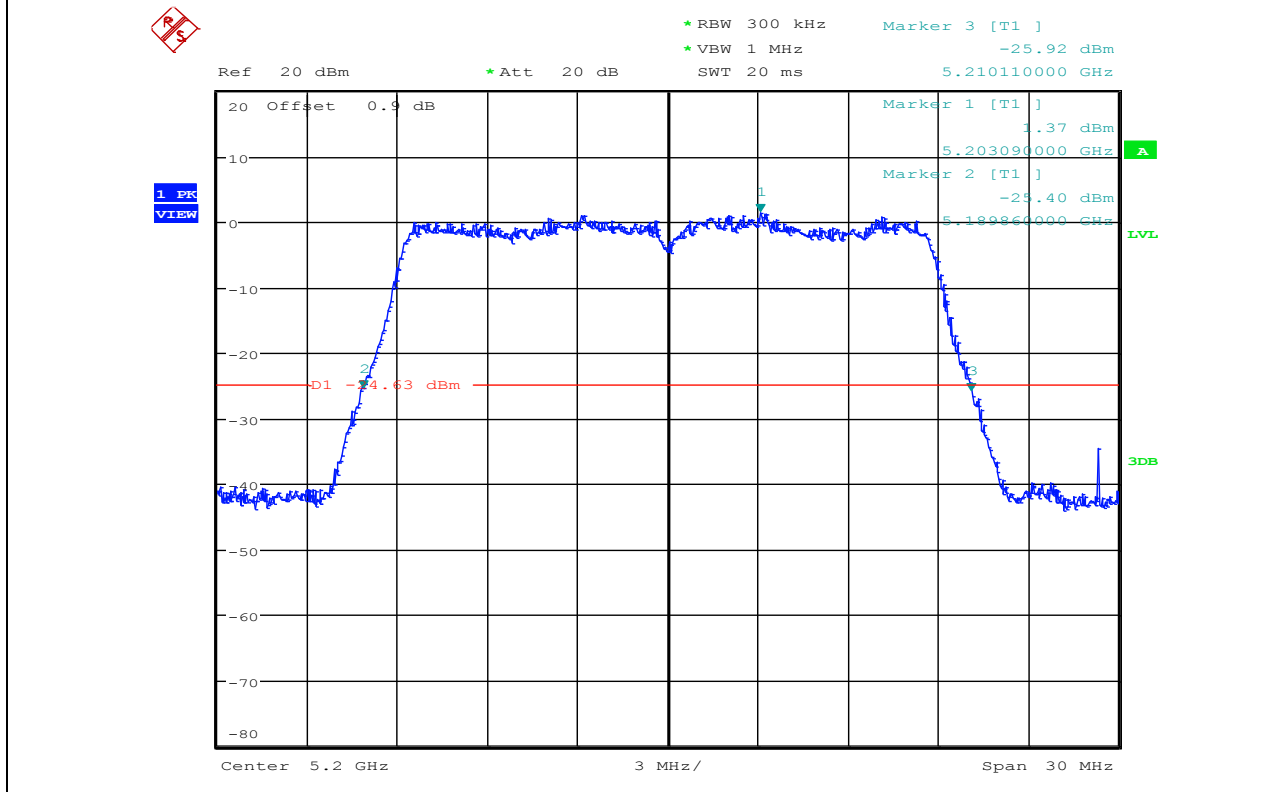
Emission Bandwidth Measurement_11AC20_5180_Ant2



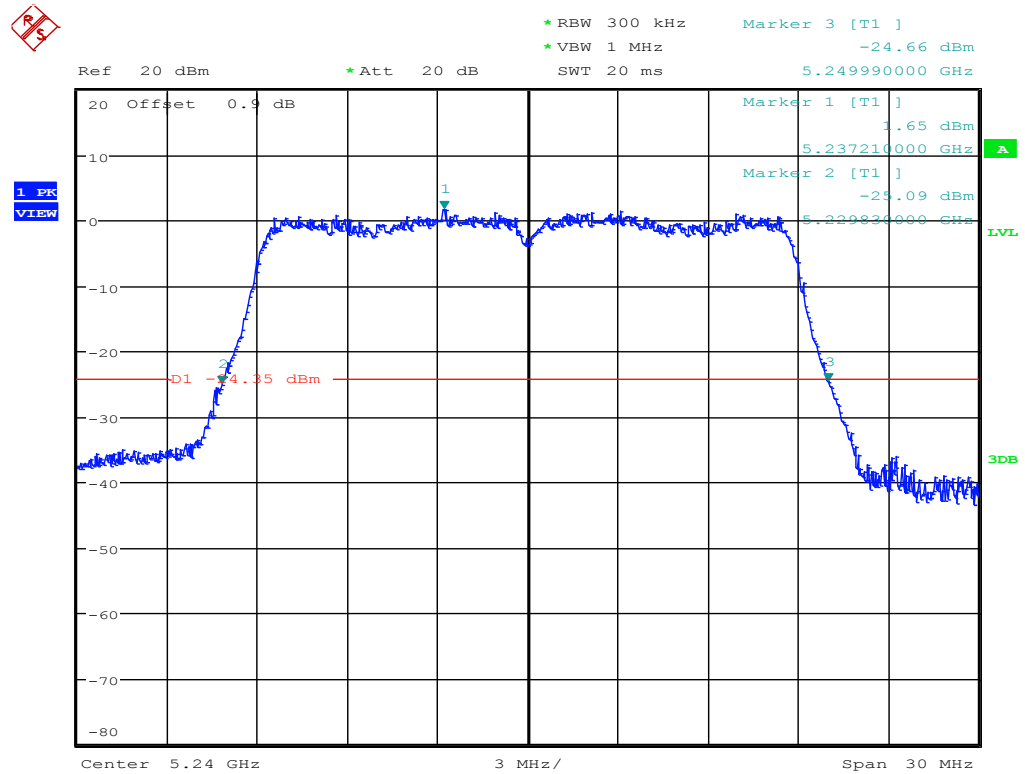
Emission Bandwidth Measurement_11AC20_5200_Ant1



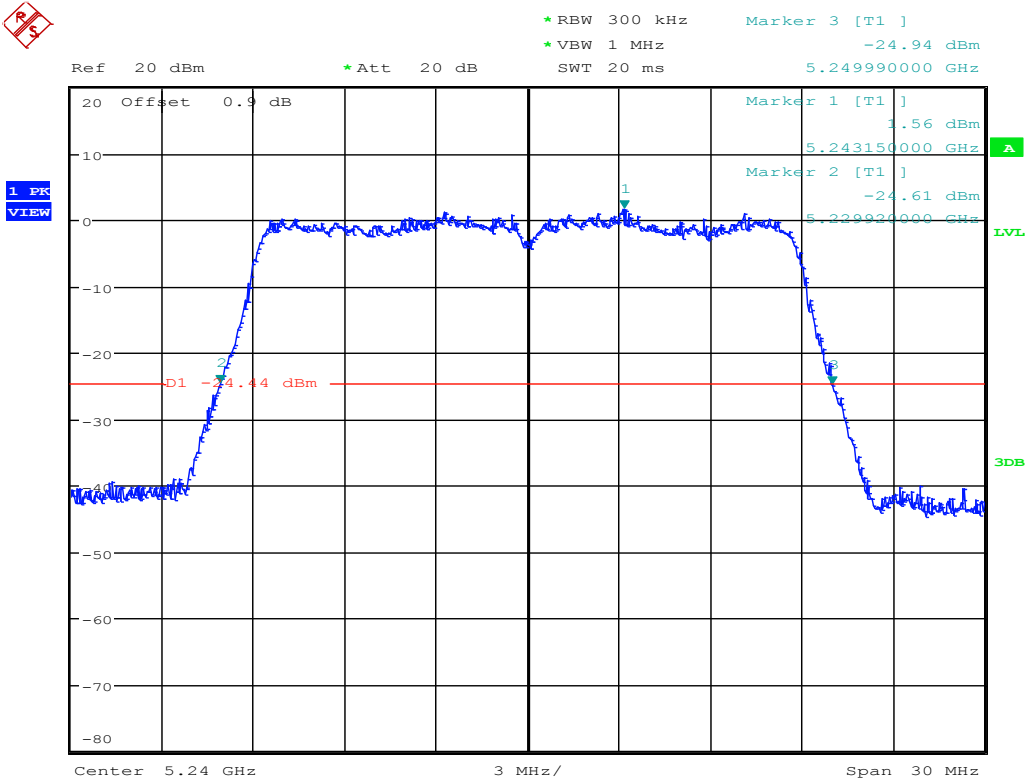
Emission Bandwidth Measurement_11AC20_5200_Ant2



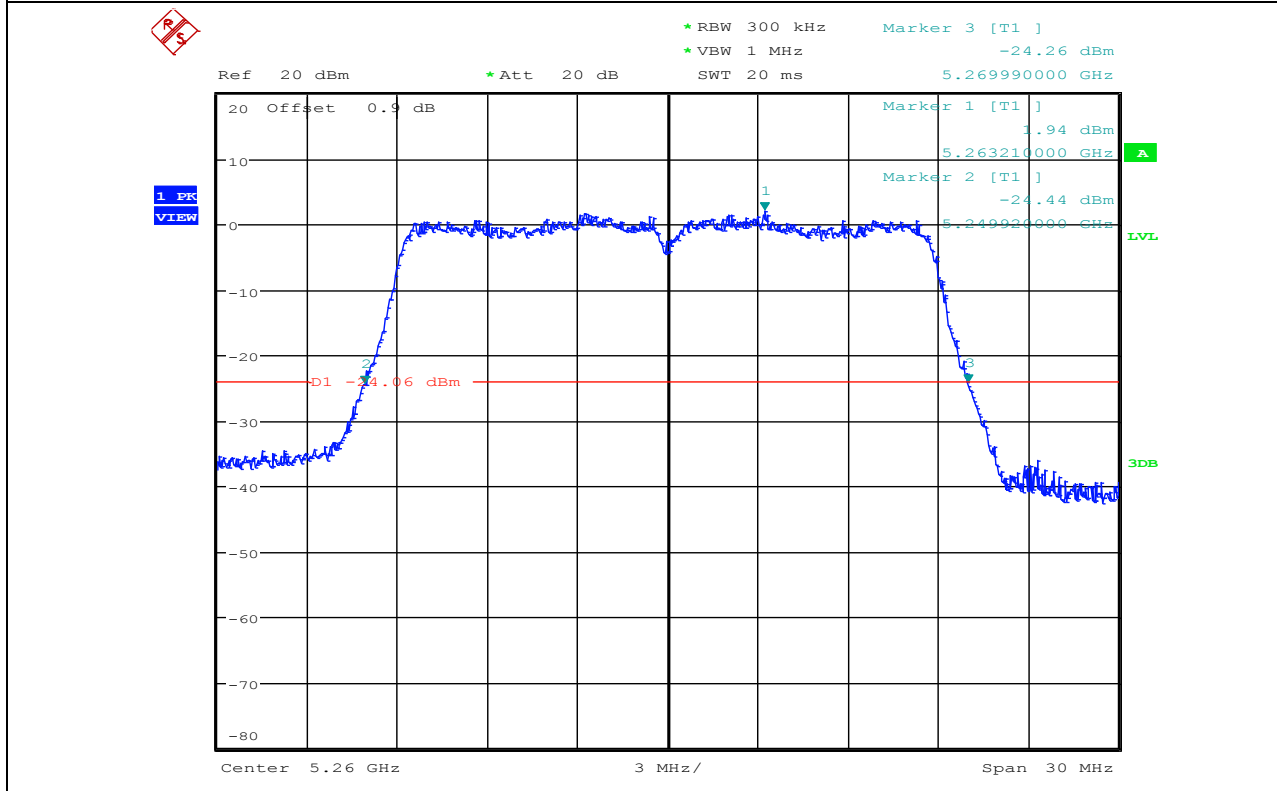
Emission Bandwidth Measurement_11AC20_5240_Ant1



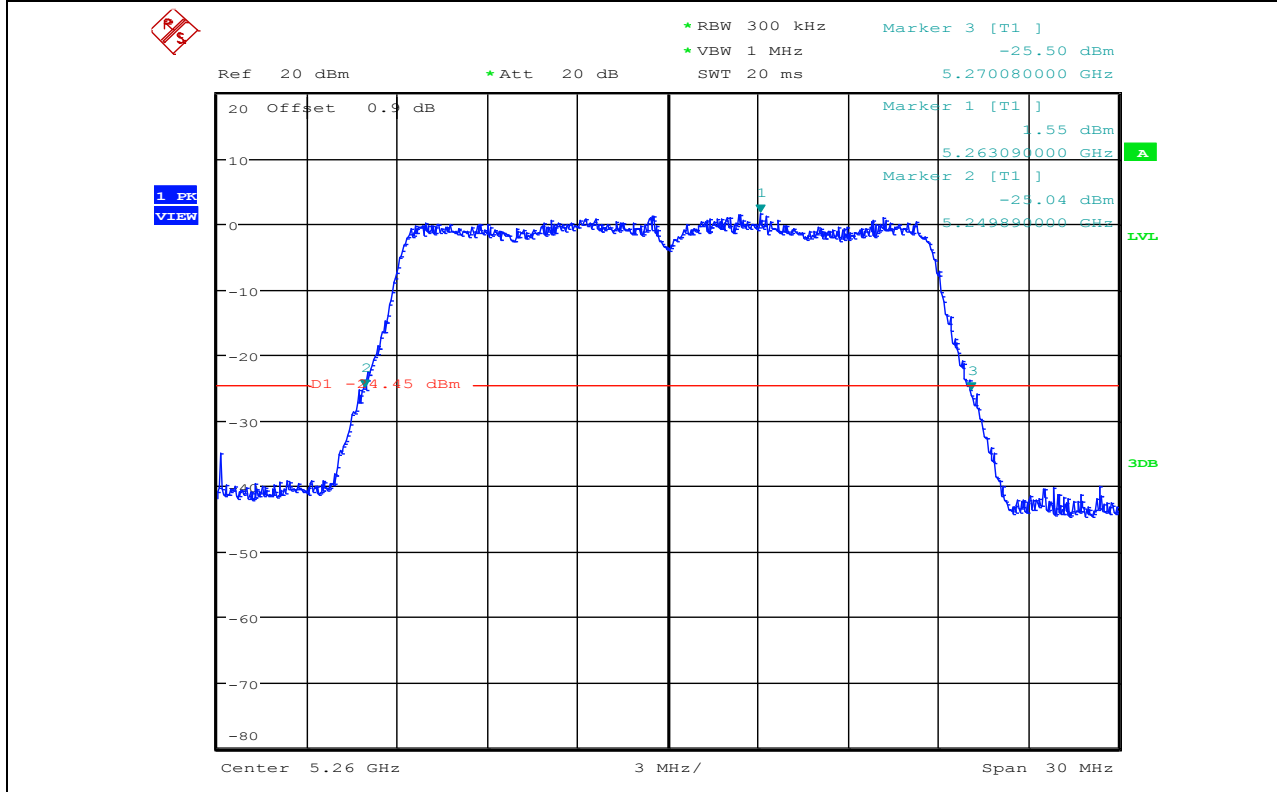
Emission Bandwidth Measurement_11AC20_5240_Ant2



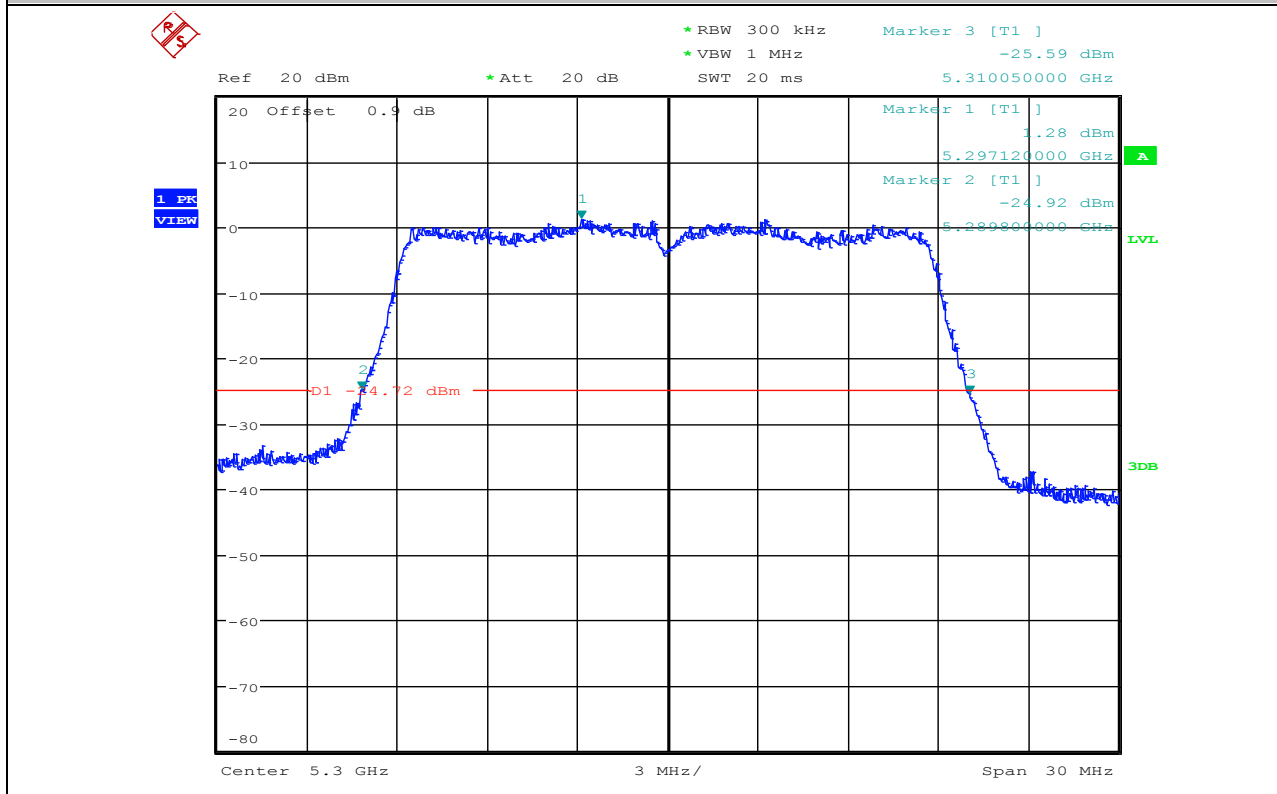
Emission Bandwidth Measurement_11AC20_5260_Ant1



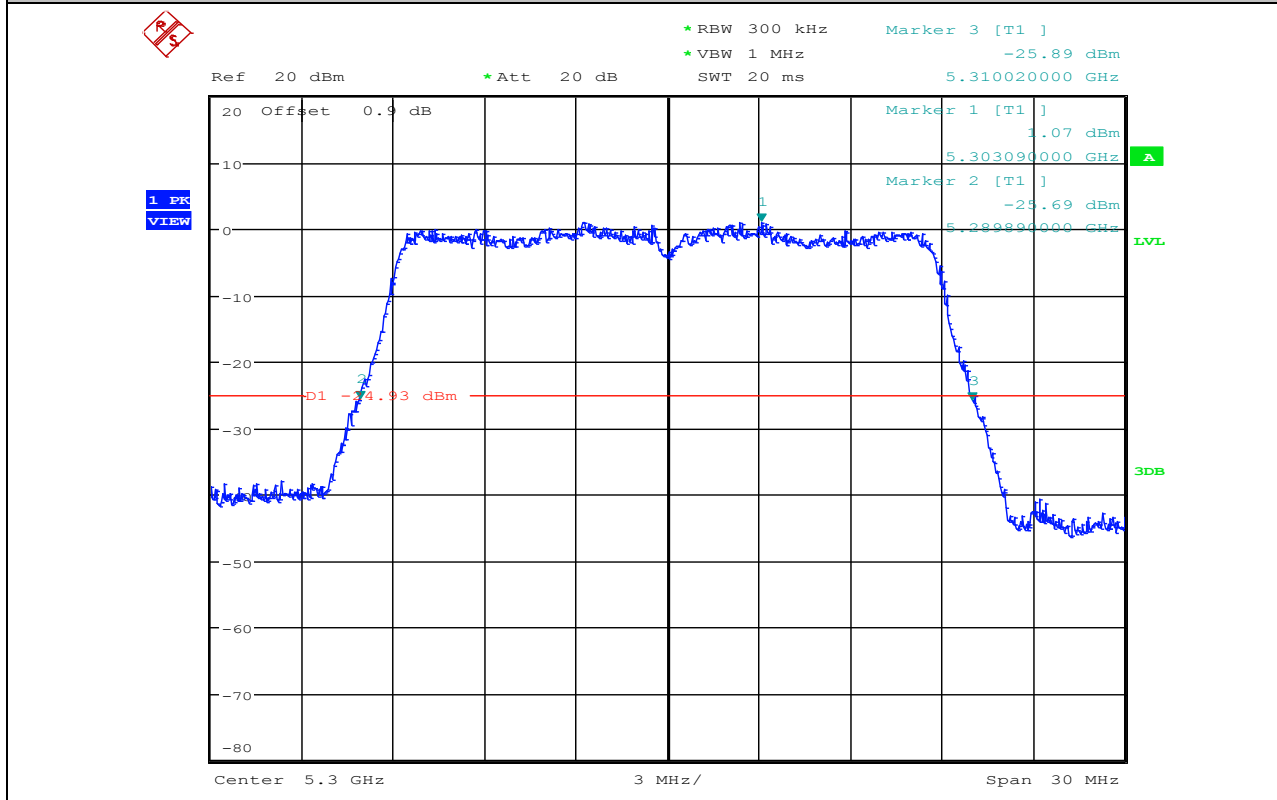
Emission Bandwidth Measurement_11AC20_5260_Ant2



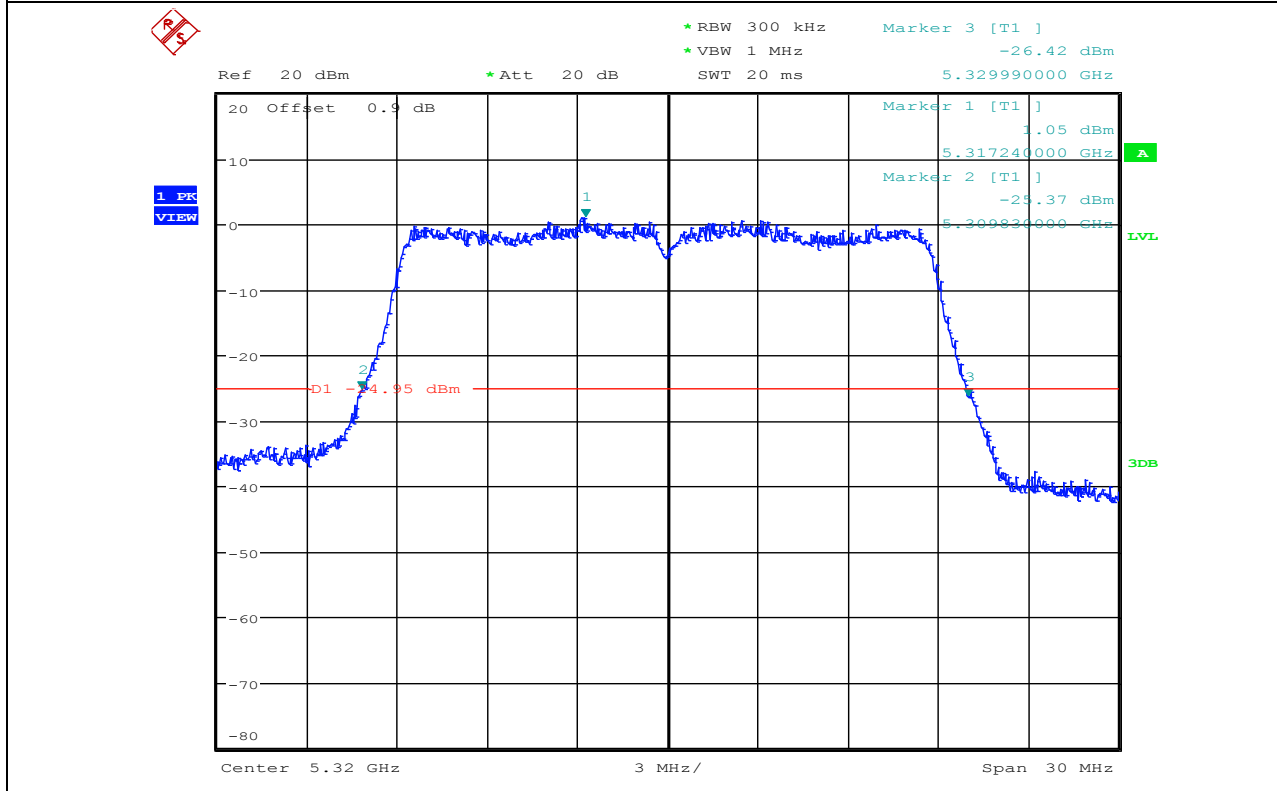
Emission Bandwidth Measurement_11AC20_5300_Ant1



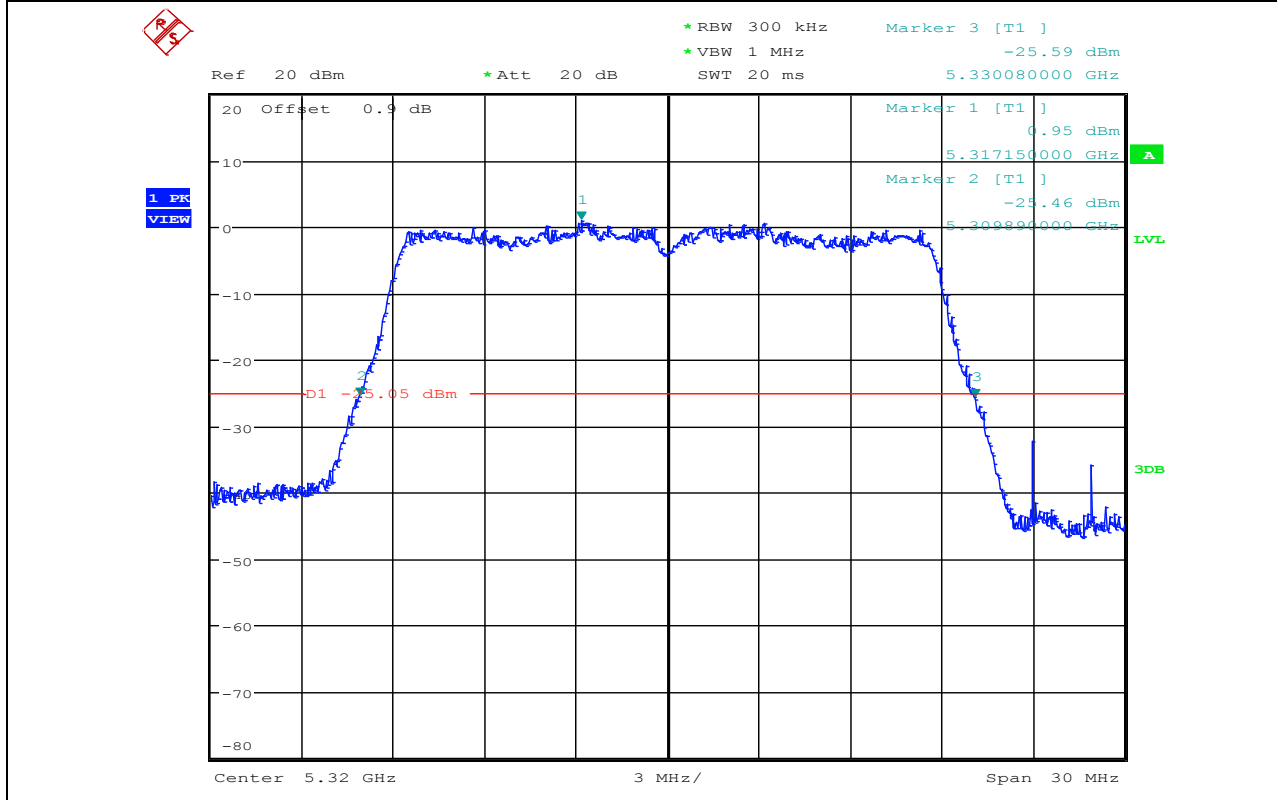
Emission Bandwidth Measurement_11AC20_5300_Ant2



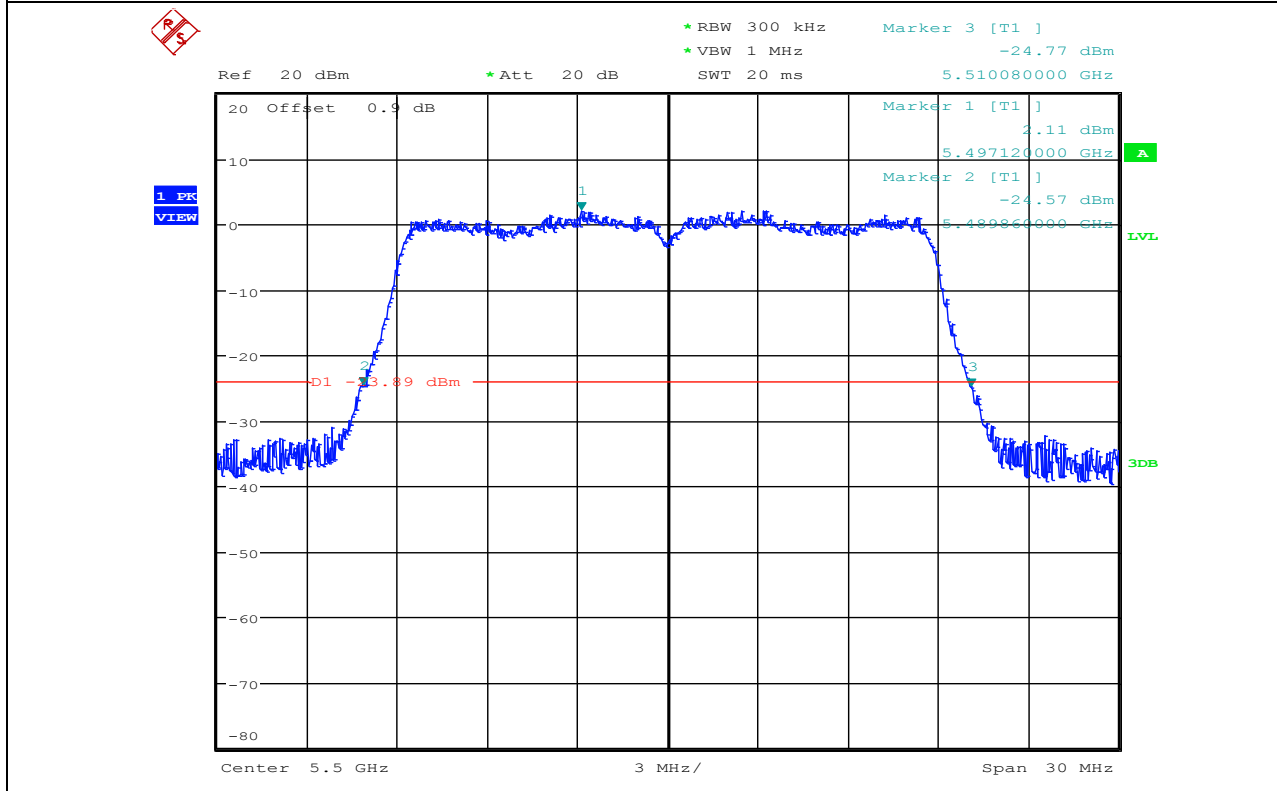
Emission Bandwidth Measurement_11AC20_5320_Ant1



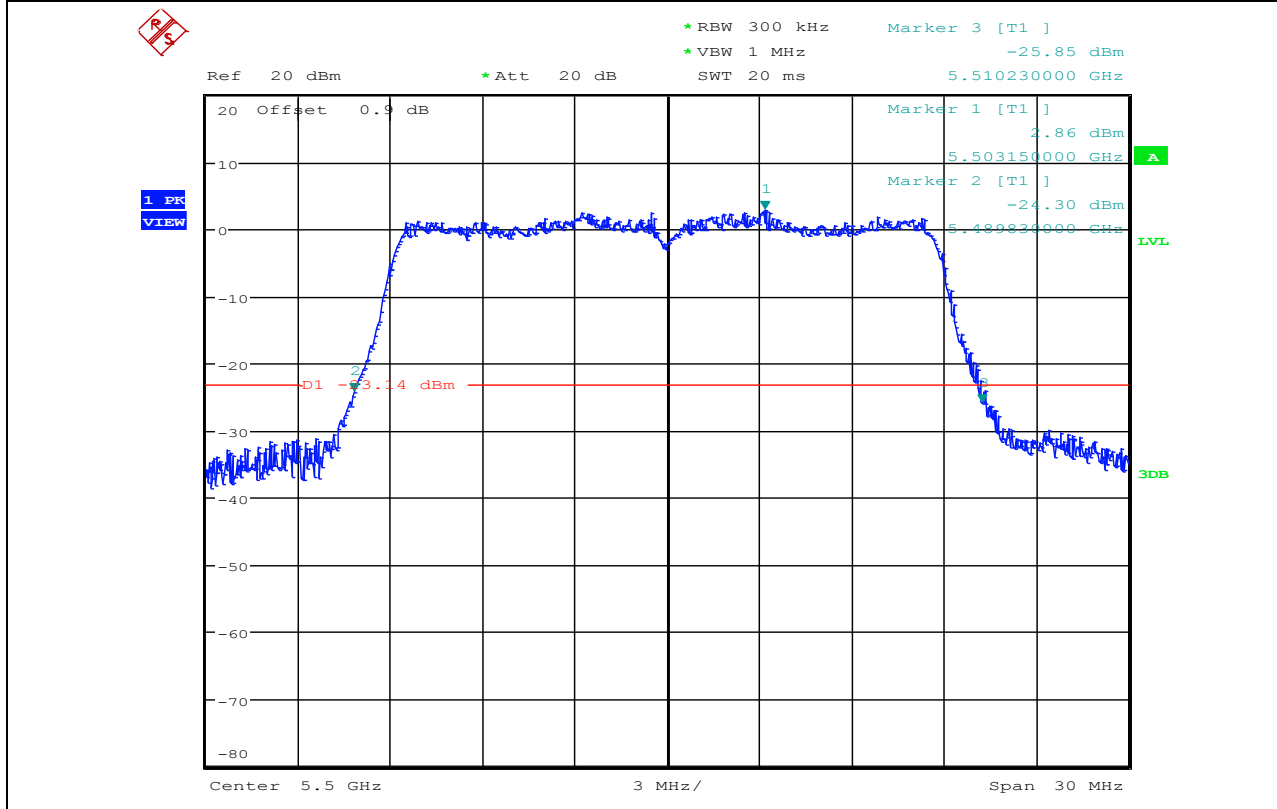
Emission Bandwidth Measurement_11AC20_5320_Ant2



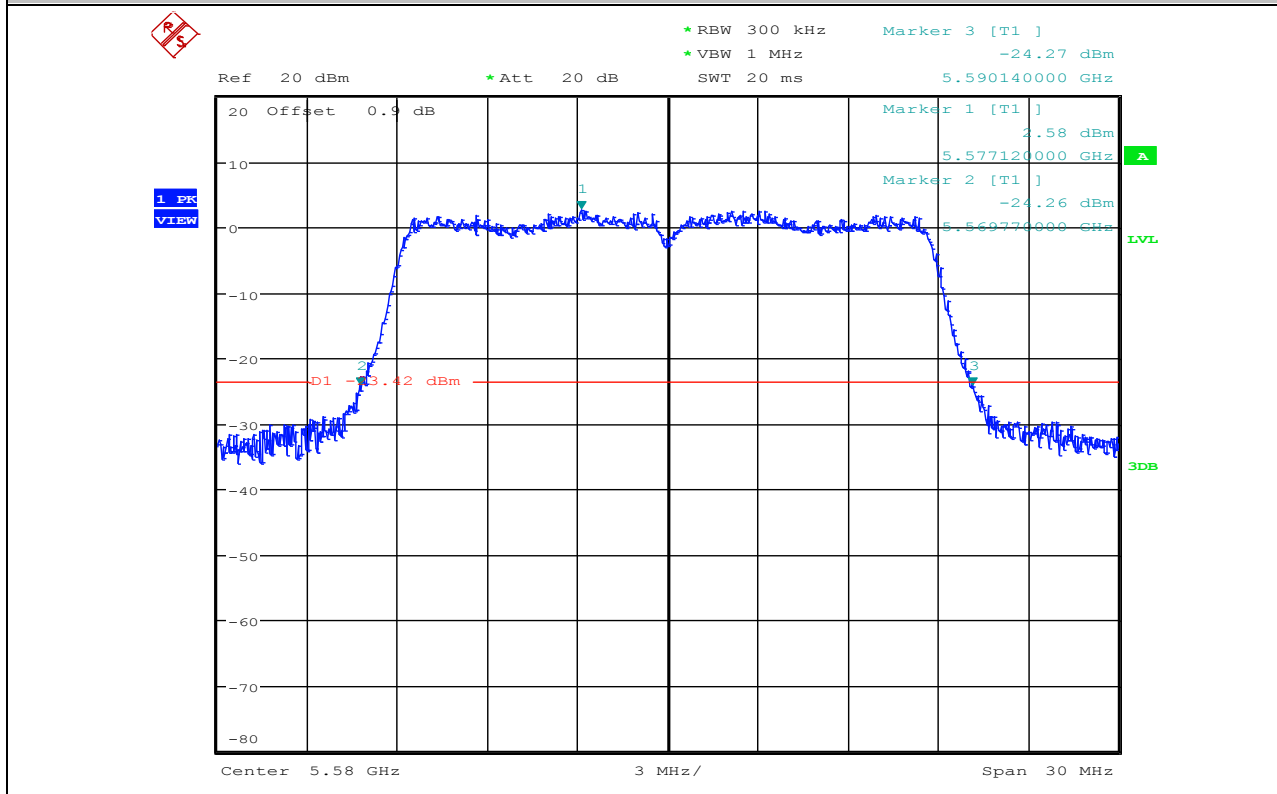
Emission Bandwidth Measurement_11AC20_5500_Ant1



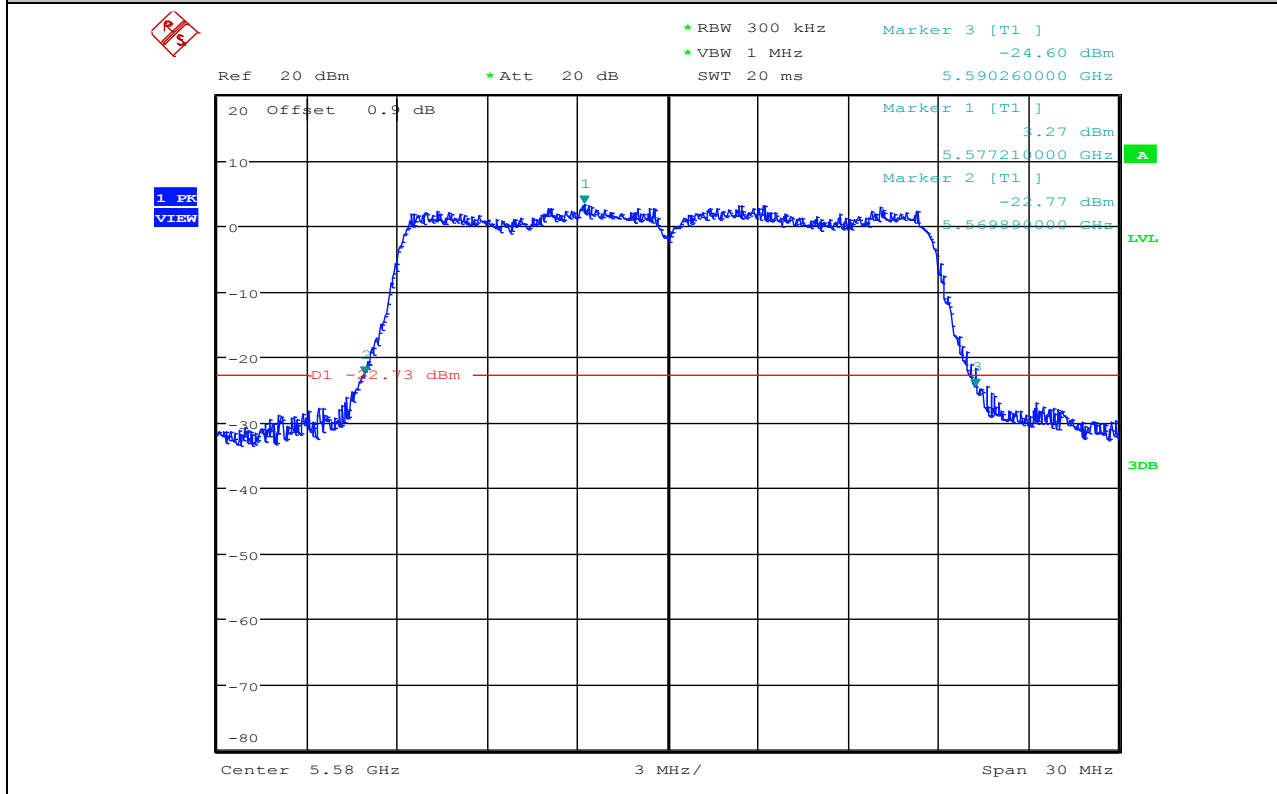
Emission Bandwidth Measurement_11AC20_5500_Ant2



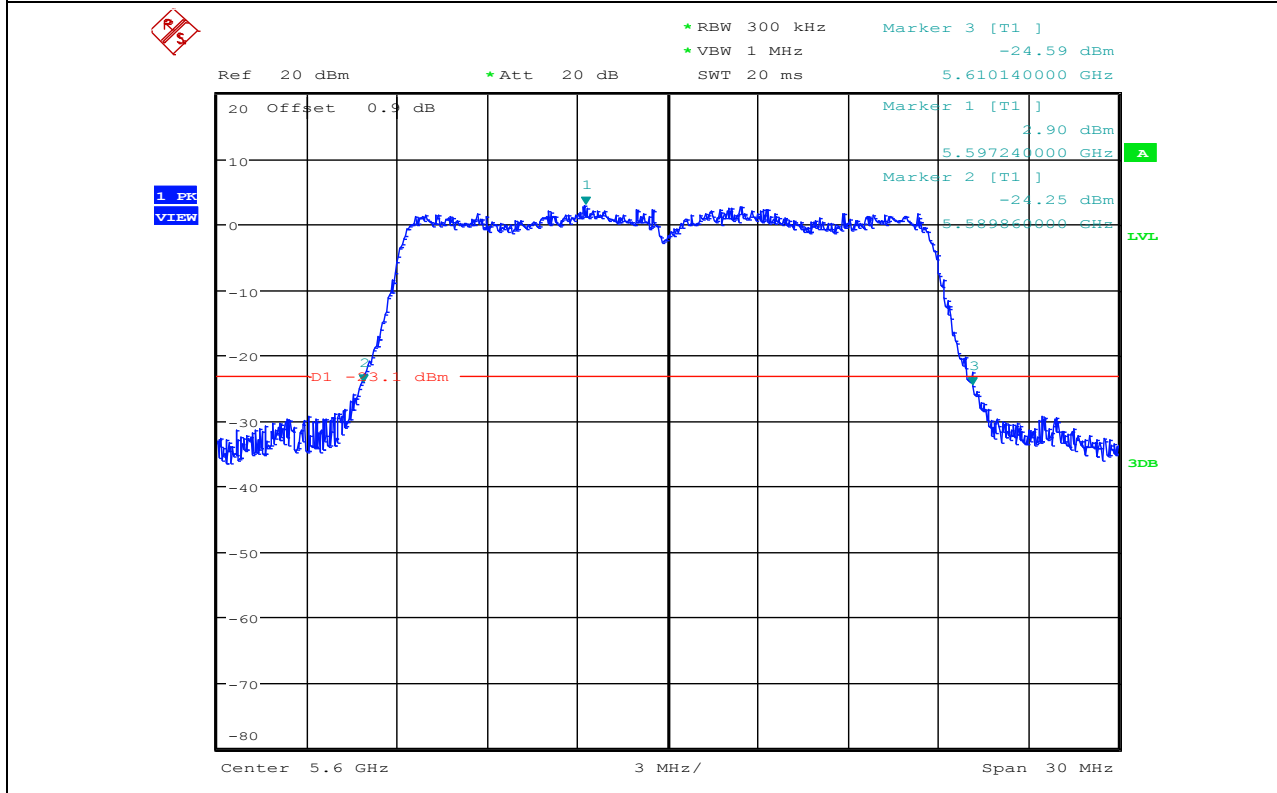
Emission Bandwidth Measurement_11AC20_5580_Ant1



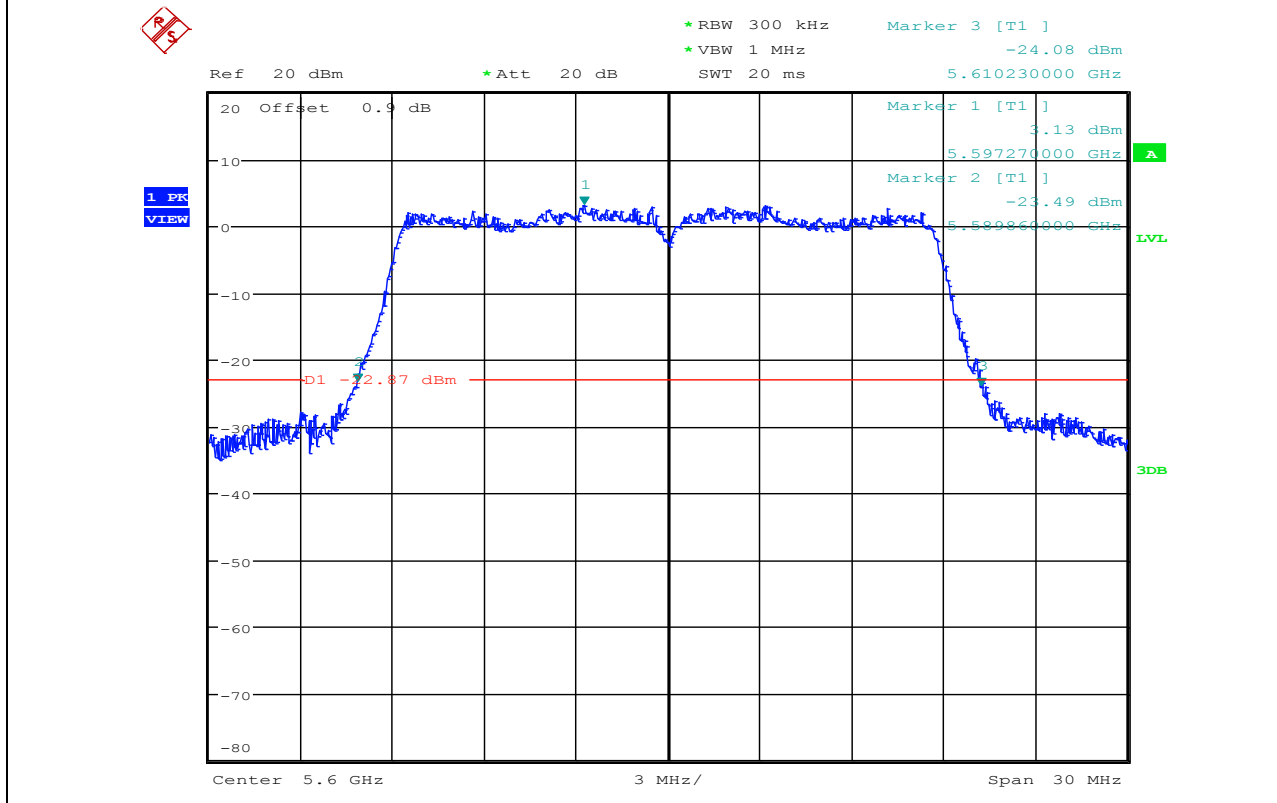
Emission Bandwidth Measurement_11AC20_5580_Ant2



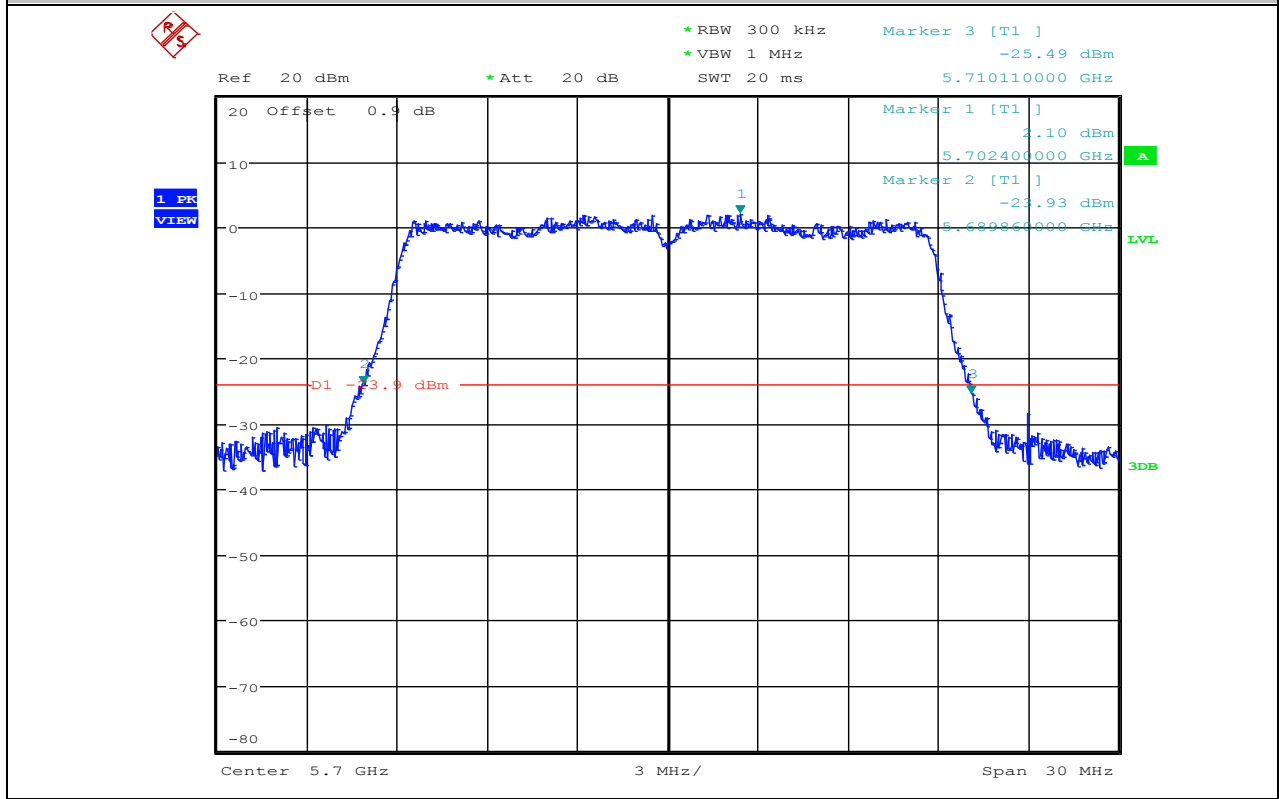
Emission Bandwidth Measurement_11AC20_5600_Ant1



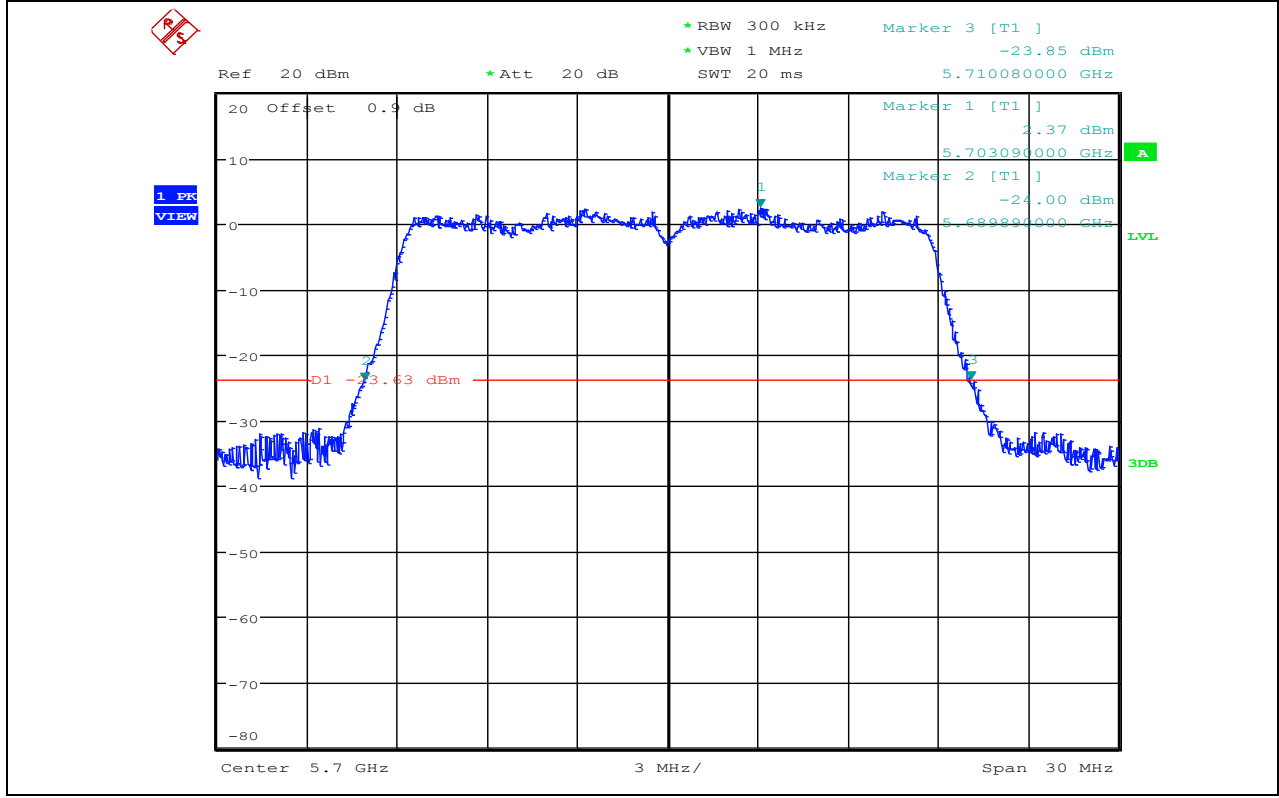
Emission Bandwidth Measurement_11AC20_5600_Ant2



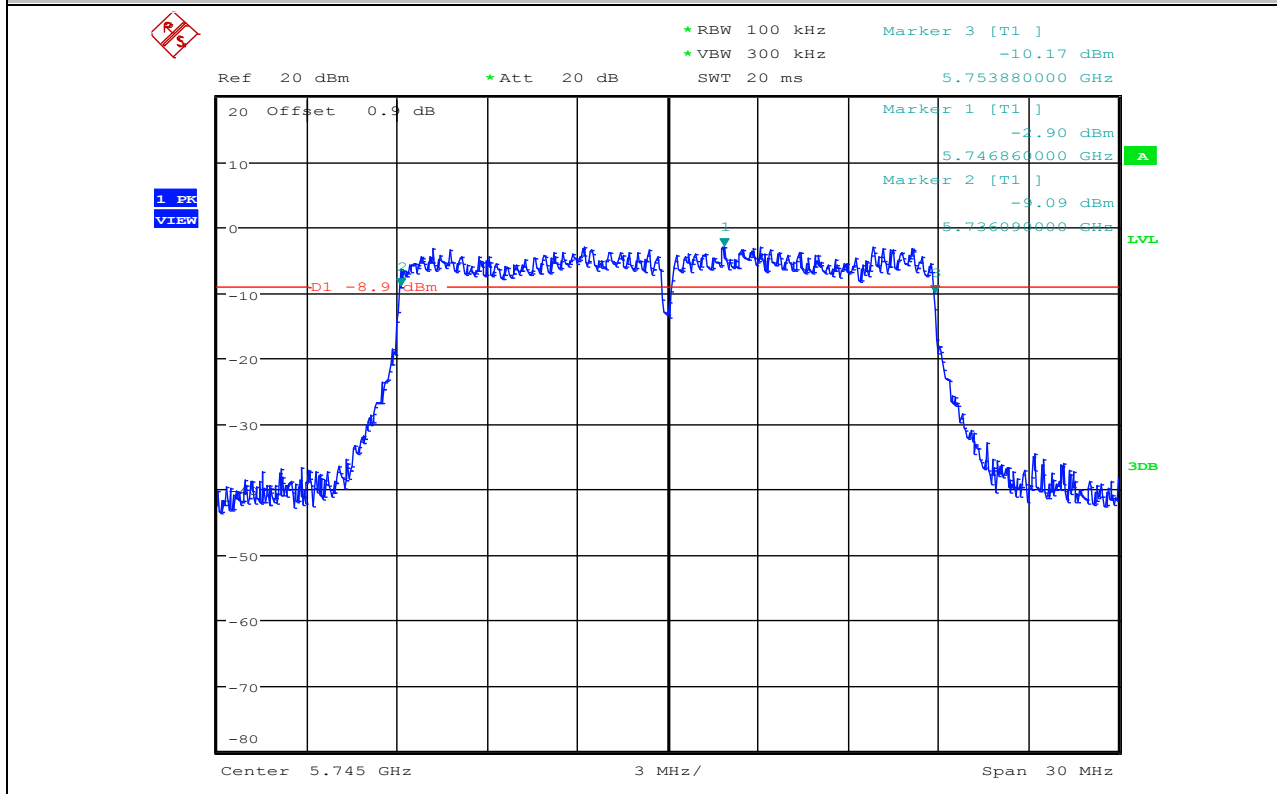
Emission Bandwidth Measurement_11AC20_5700_Ant1



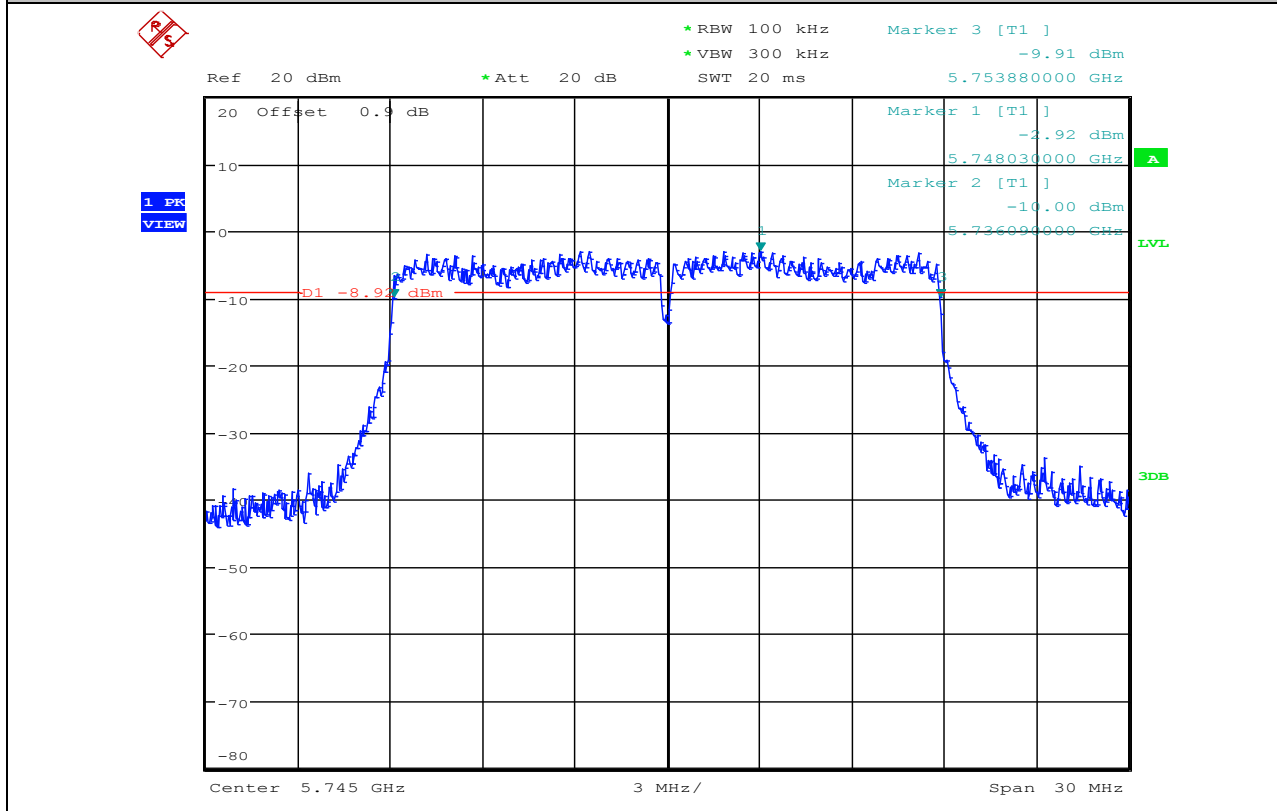
Emission Bandwidth Measurement_11AC20_5700_Ant2



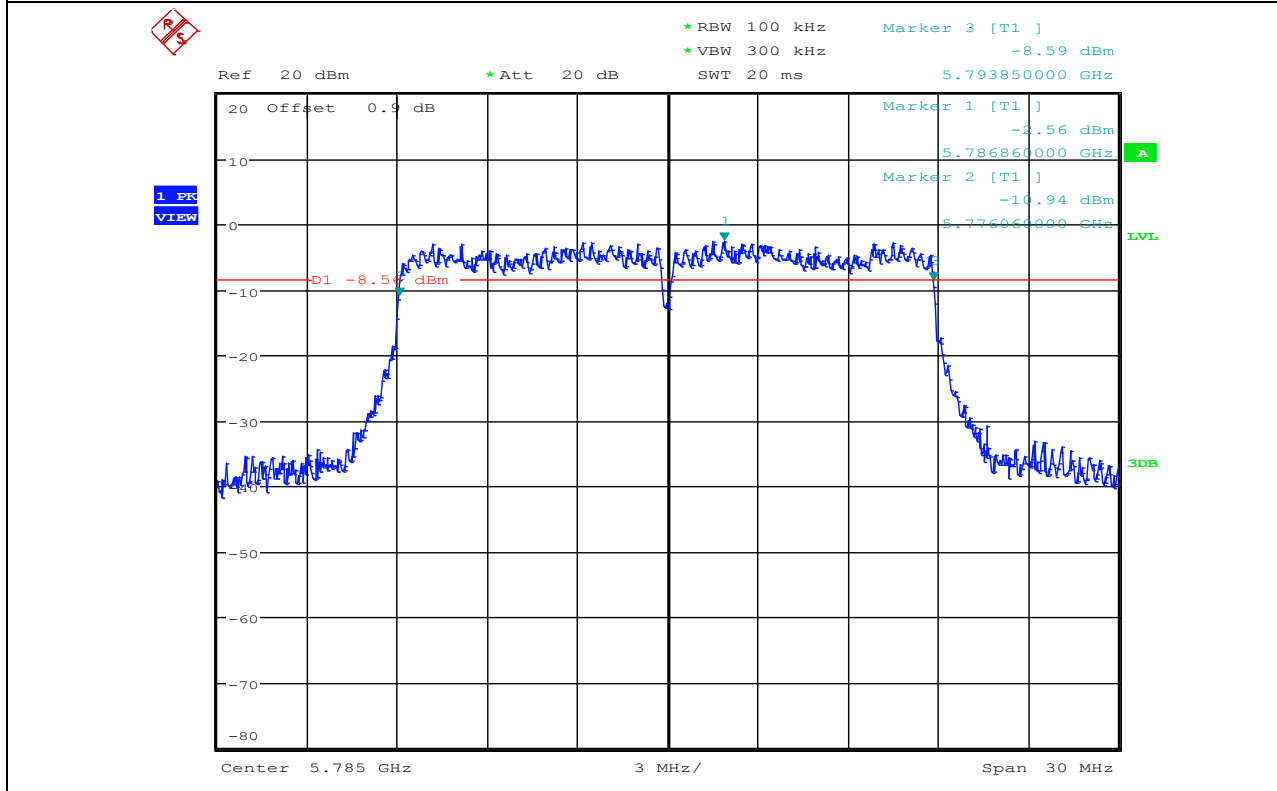
Emission Bandwidth Measurement_11AC20_5745_Ant1



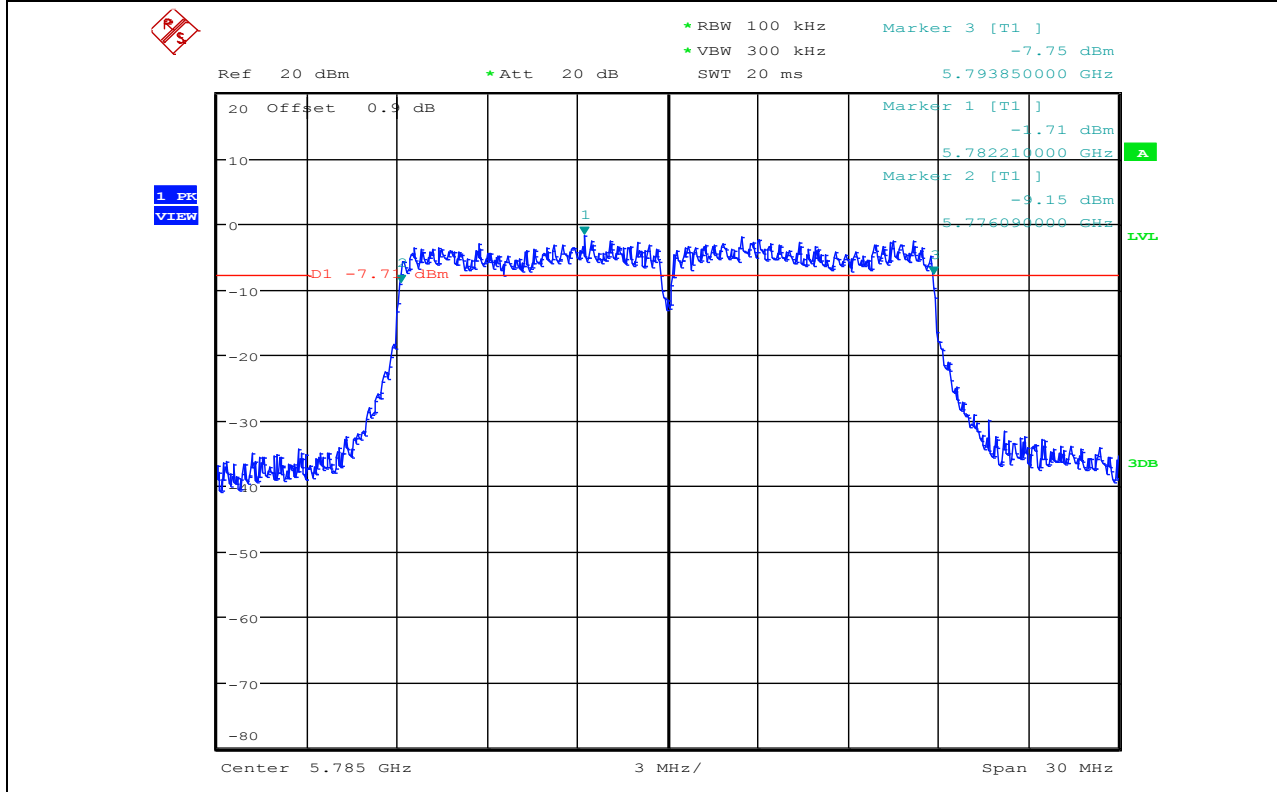
Emission Bandwidth Measurement_11AC20_5745_Ant2



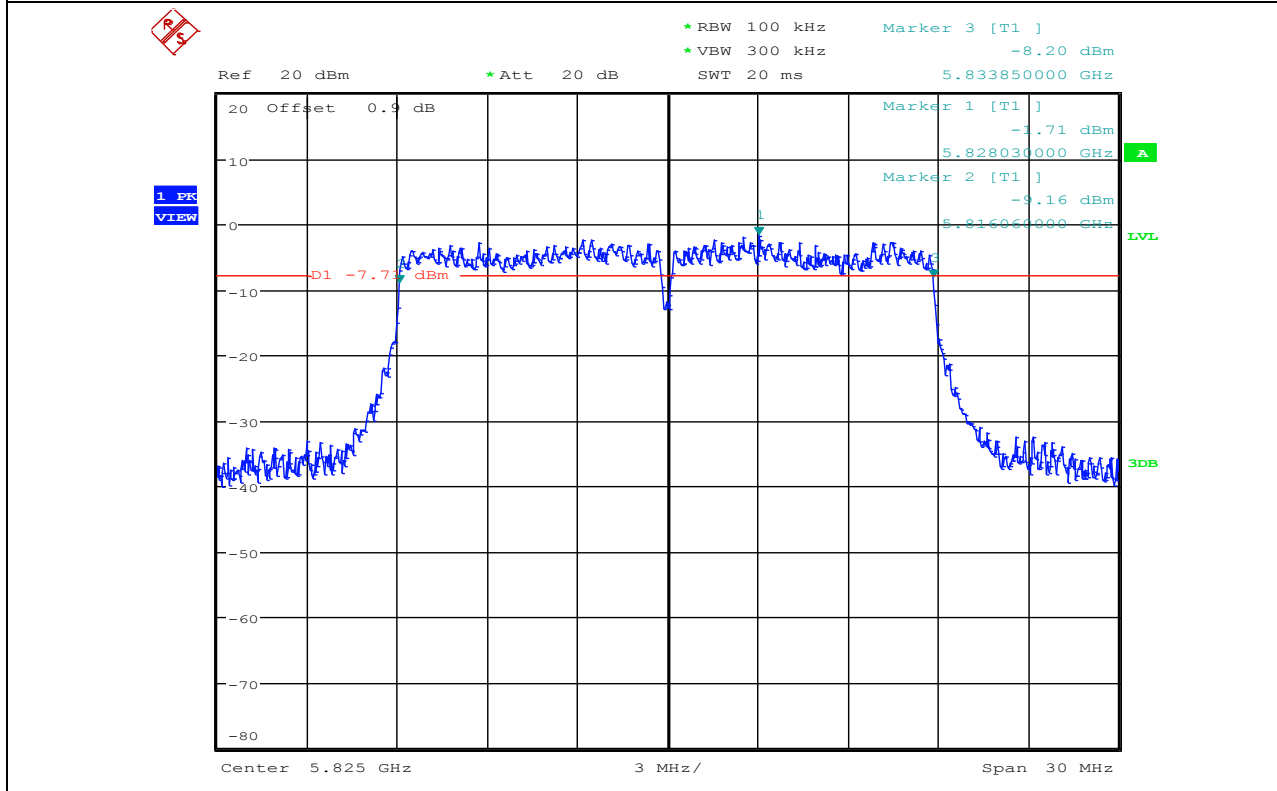
Emission Bandwidth Measurement_11AC20_5785_Ant1



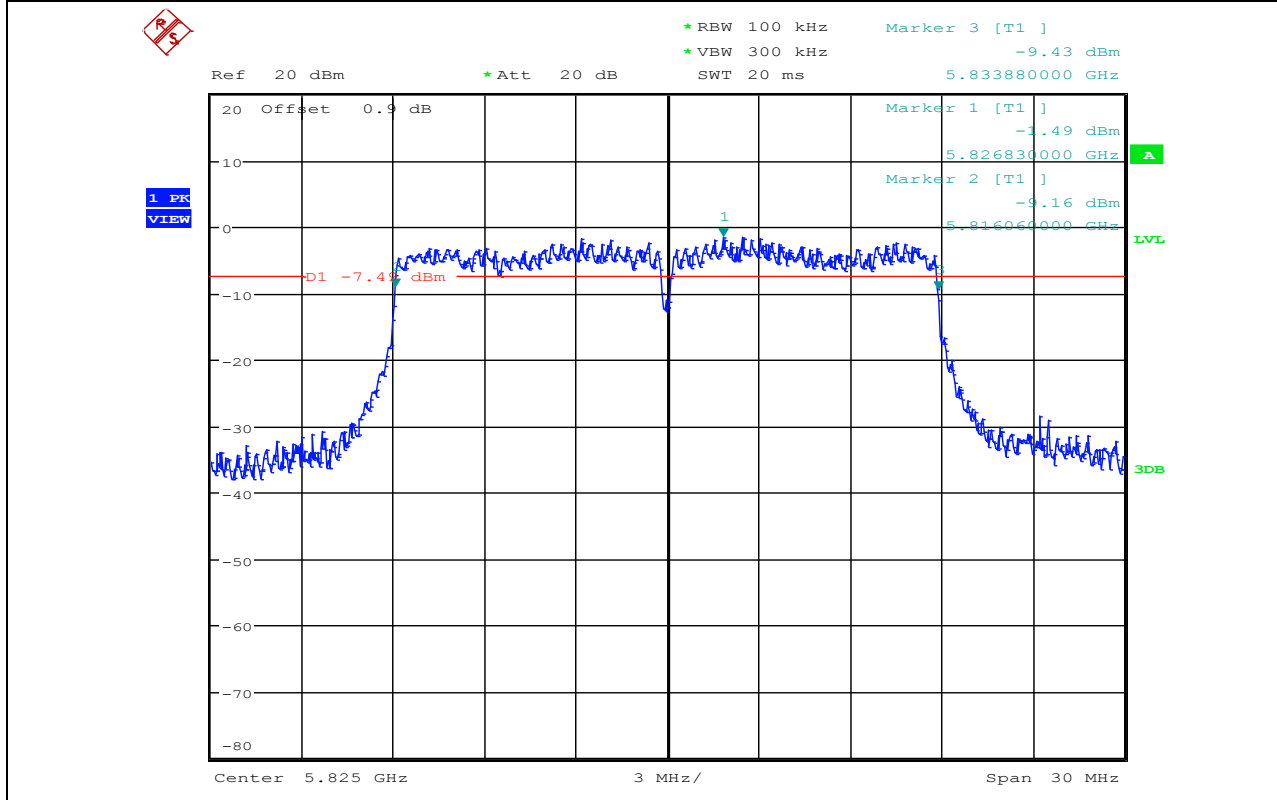
Emission Bandwidth Measurement_11AC20_5785_Ant2



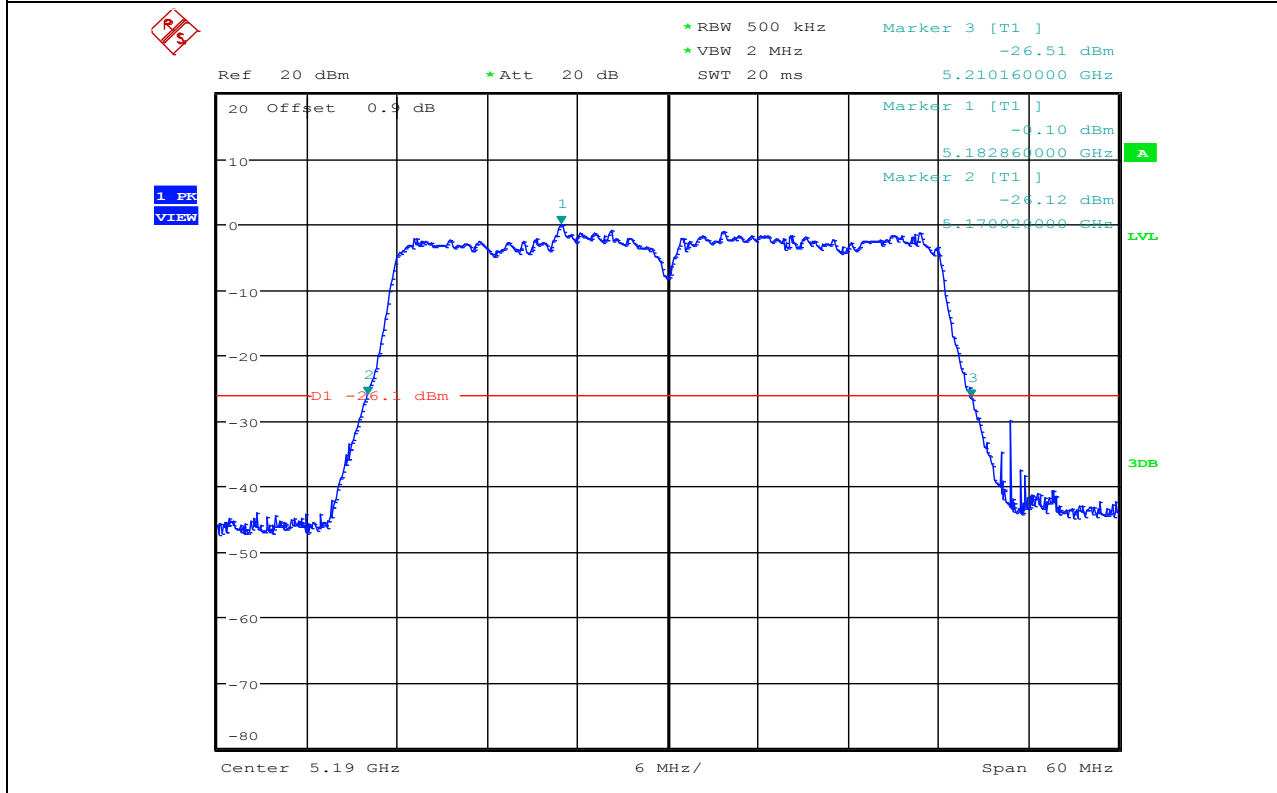
Emission Bandwidth Measurement_11AC20_5825_Ant1



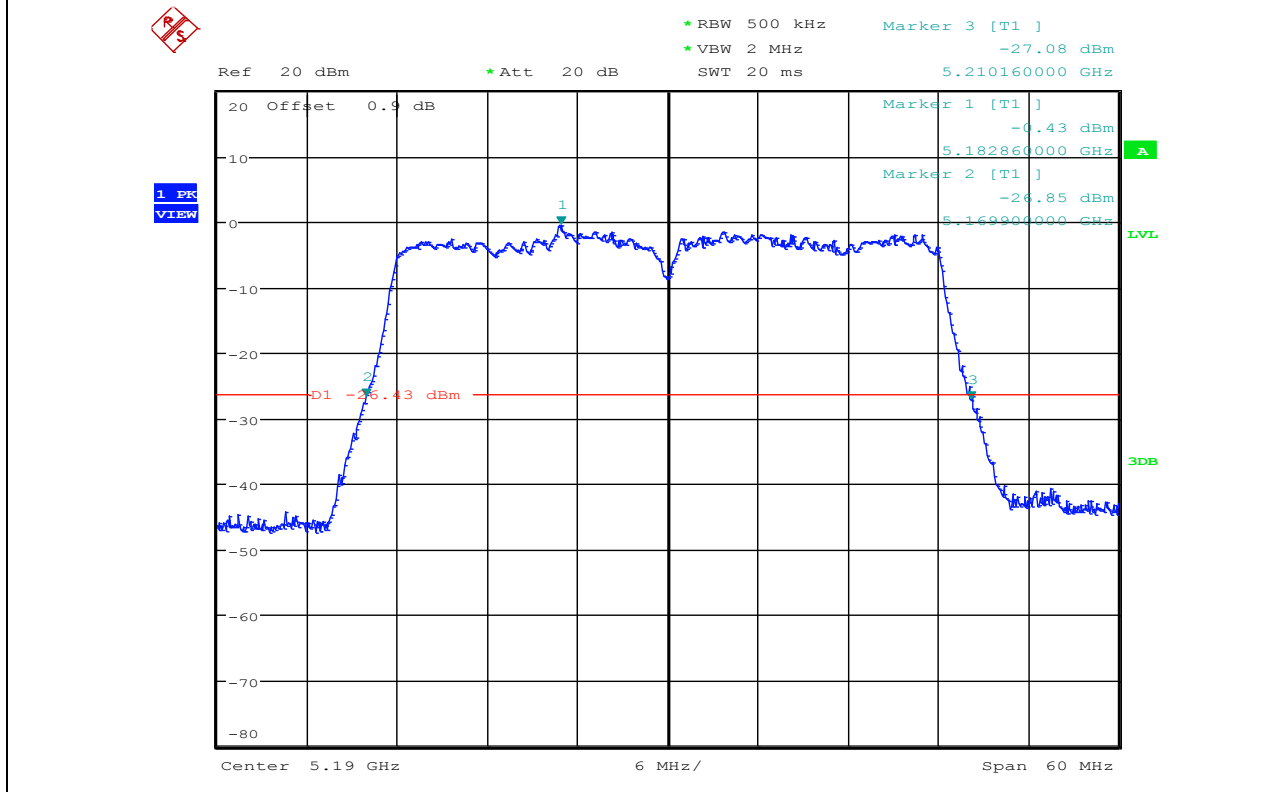
Emission Bandwidth Measurement_11AC20_5825_Ant2



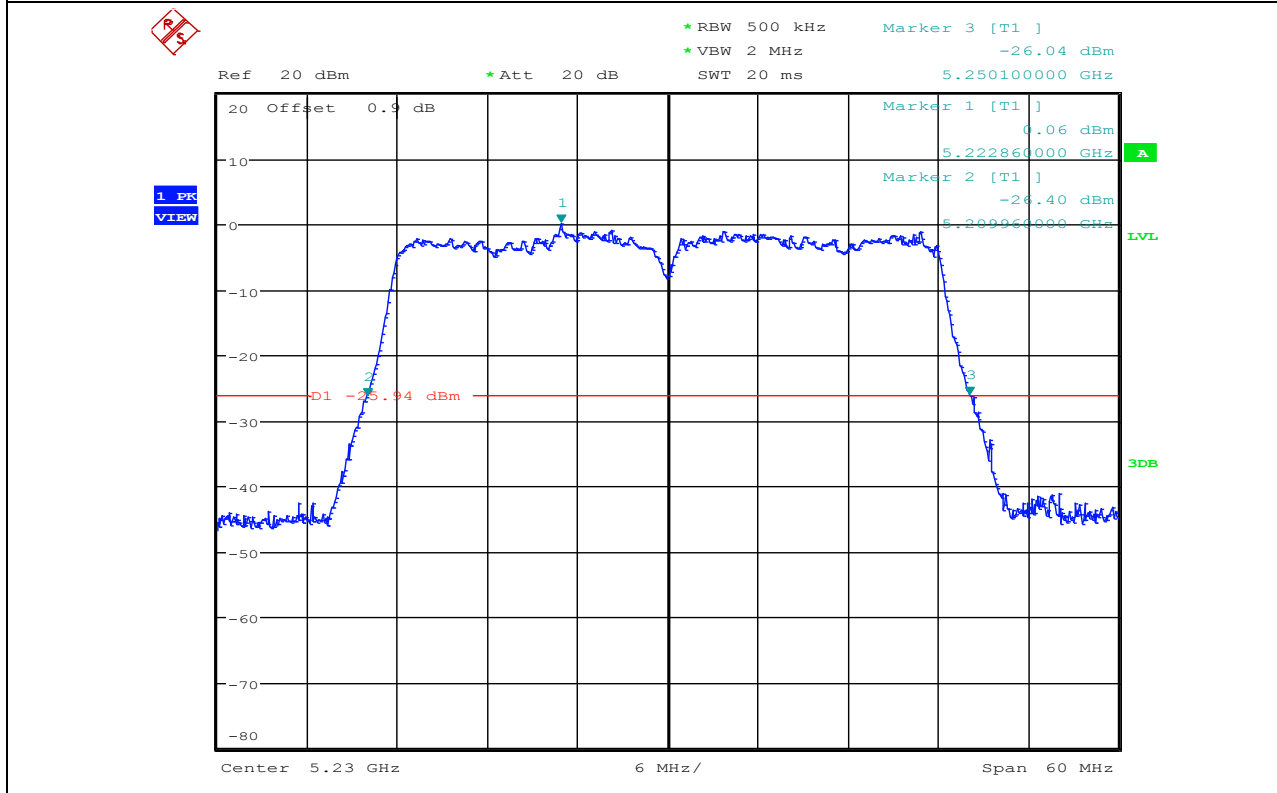
Emission Bandwidth Measurement_11AC40_5190_Ant1



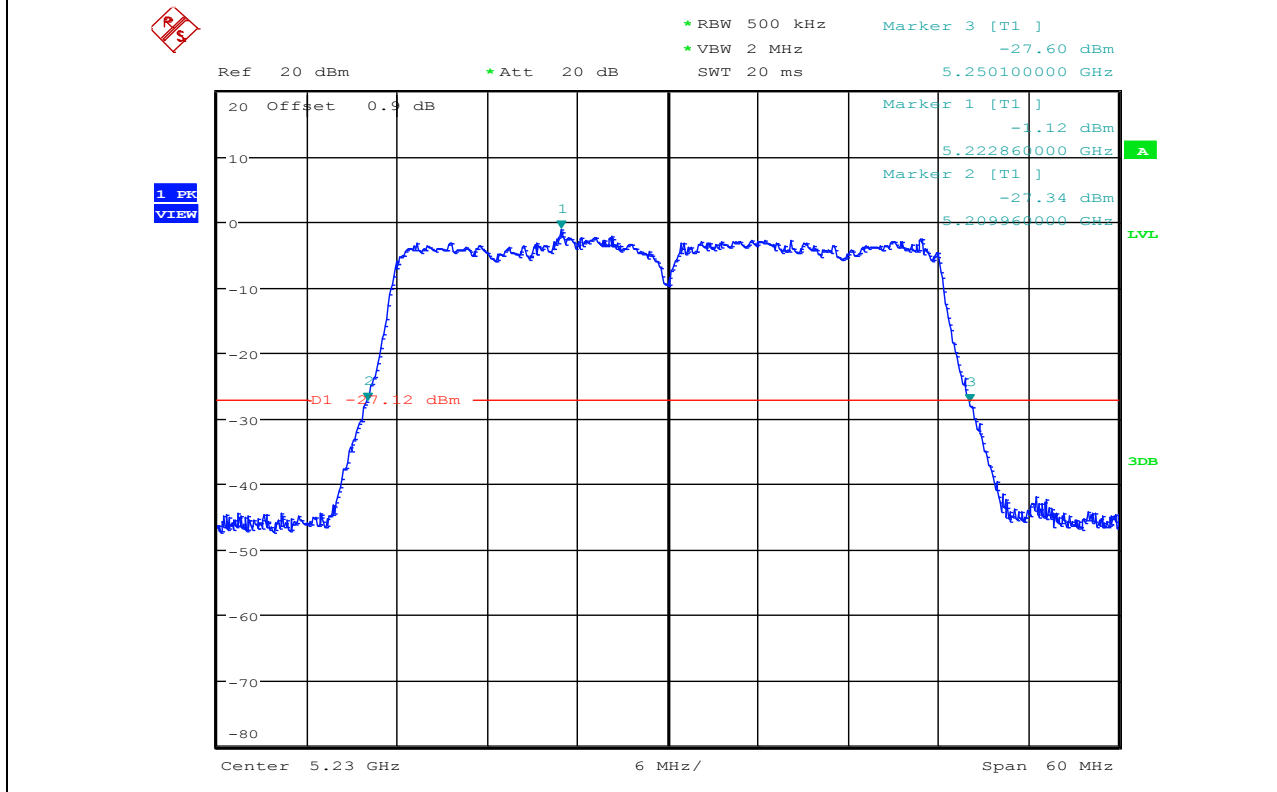
Emission Bandwidth Measurement_11AC40_5190_Ant2



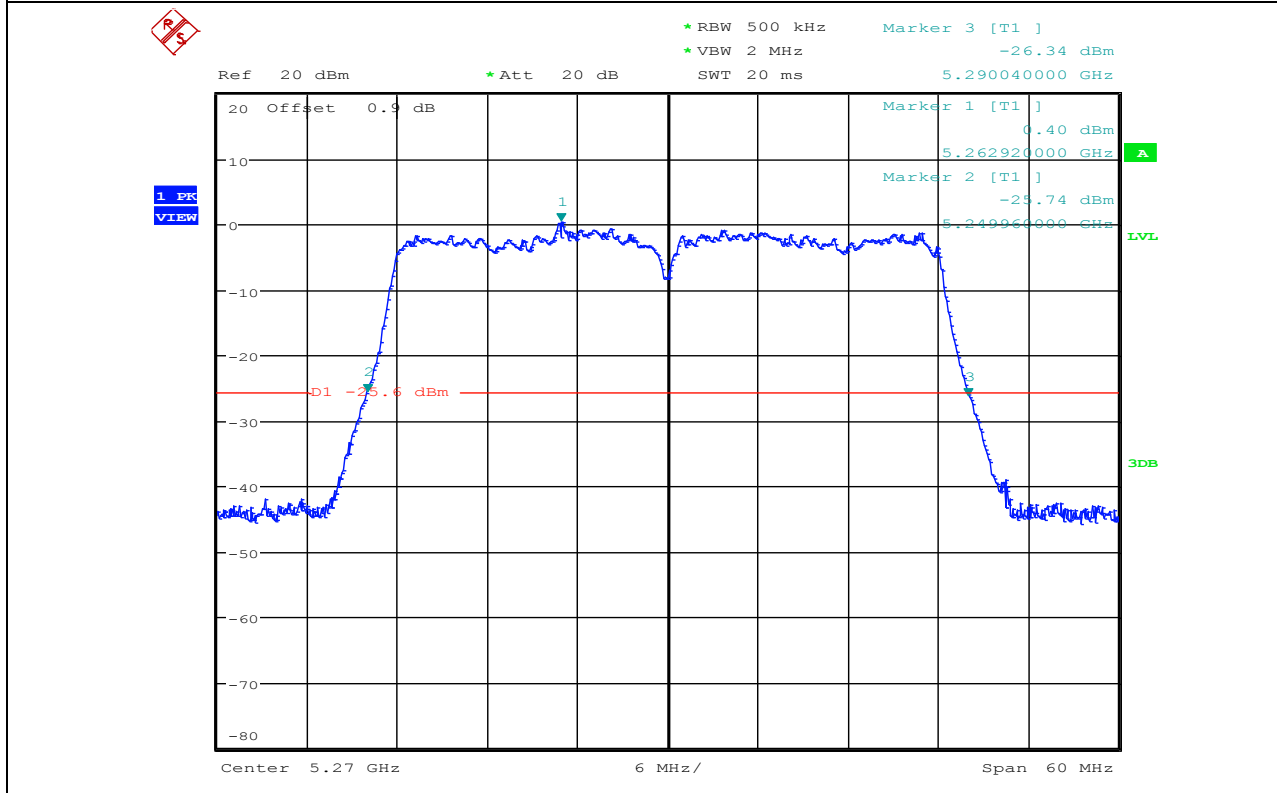
Emission Bandwidth Measurement_11AC40_5230_Ant1



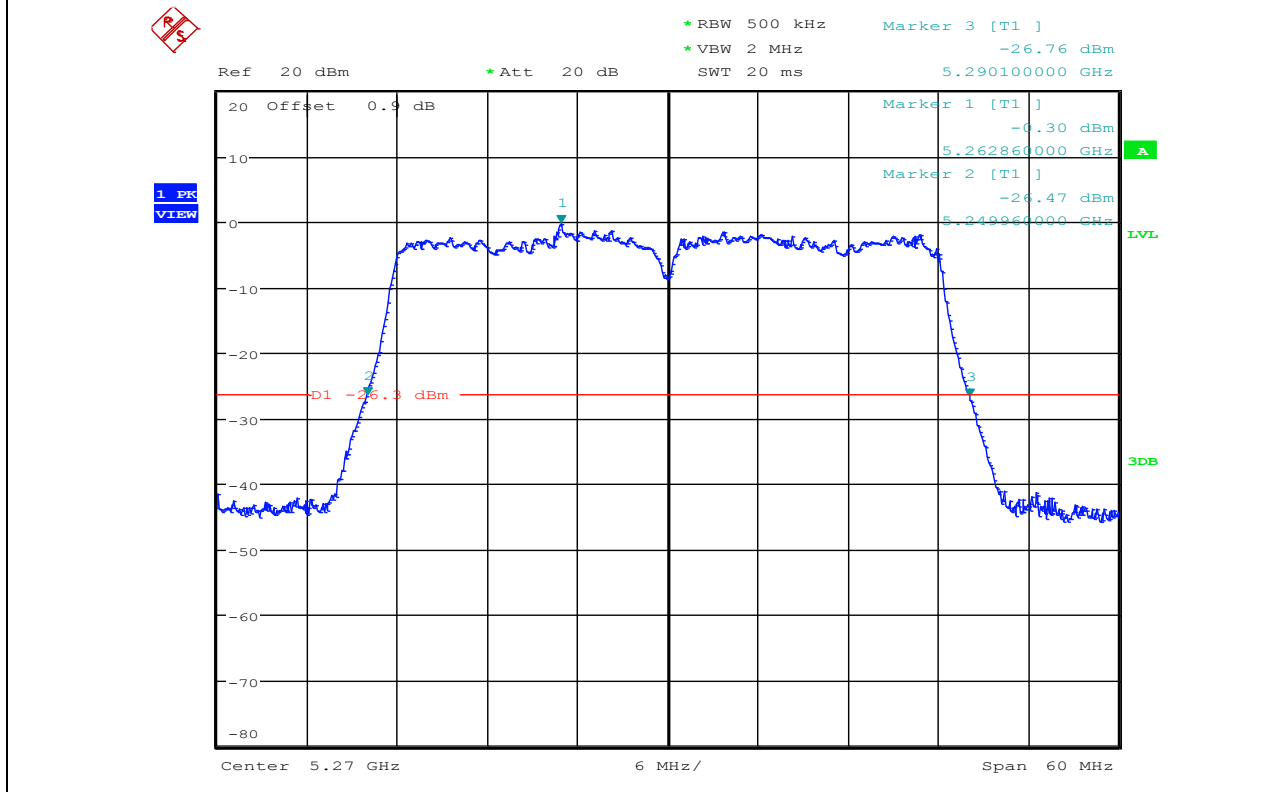
Emission Bandwidth Measurement_11AC40_5230_Ant2



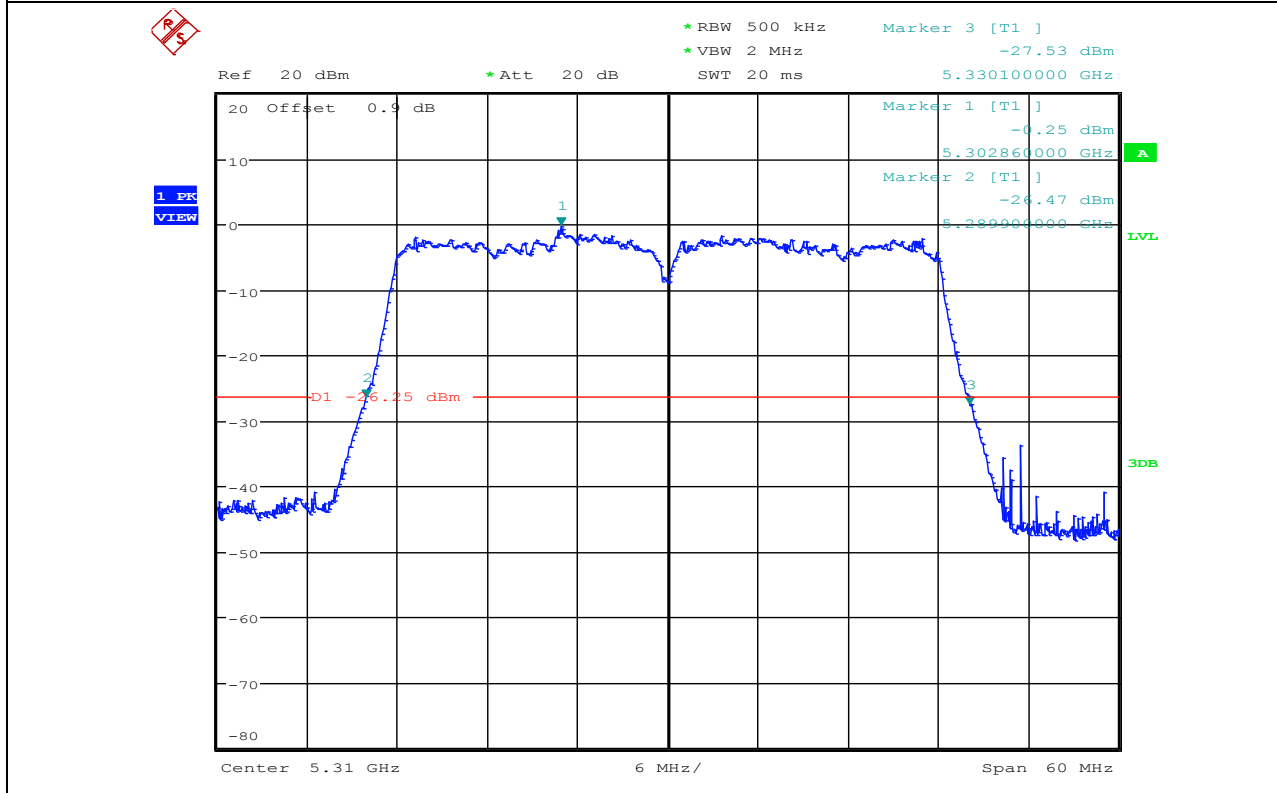
Emission Bandwidth Measurement_11AC40_5270_Ant1



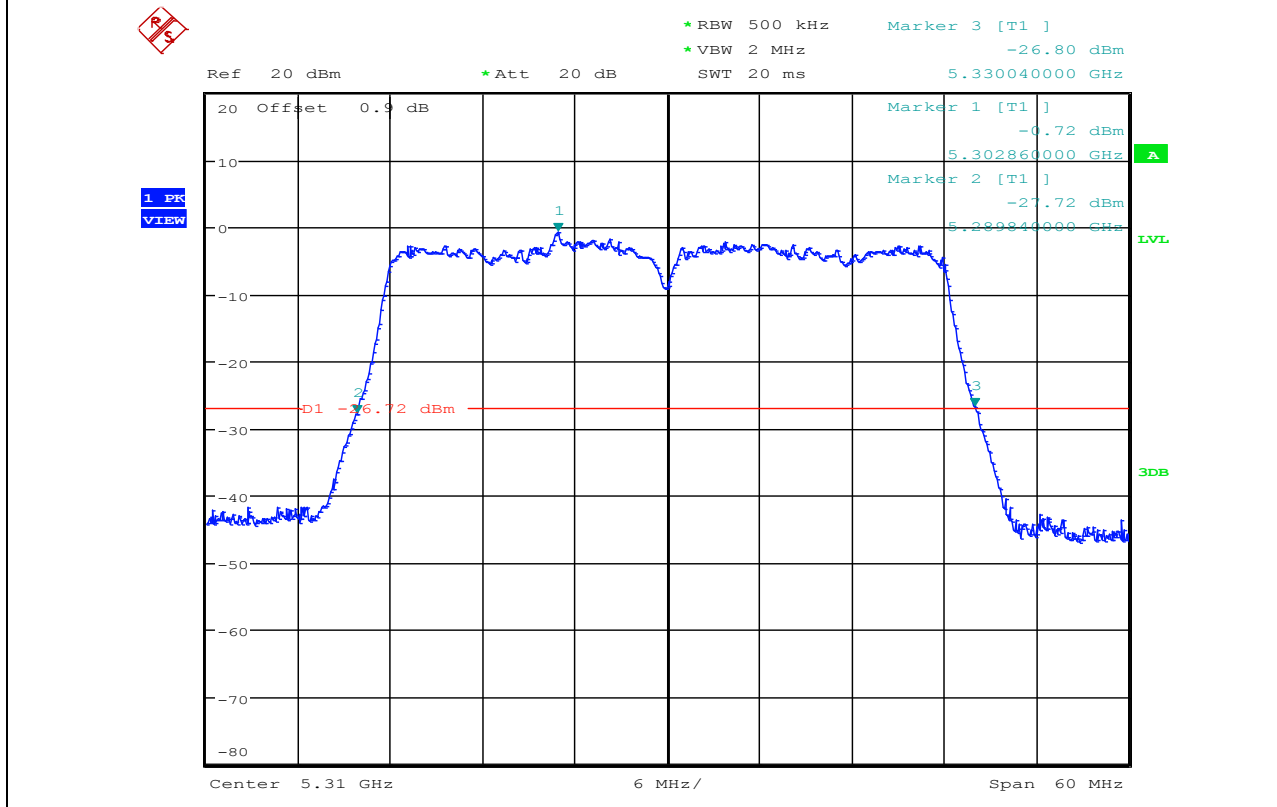
Emission Bandwidth Measurement_11AC40_5270_Ant2



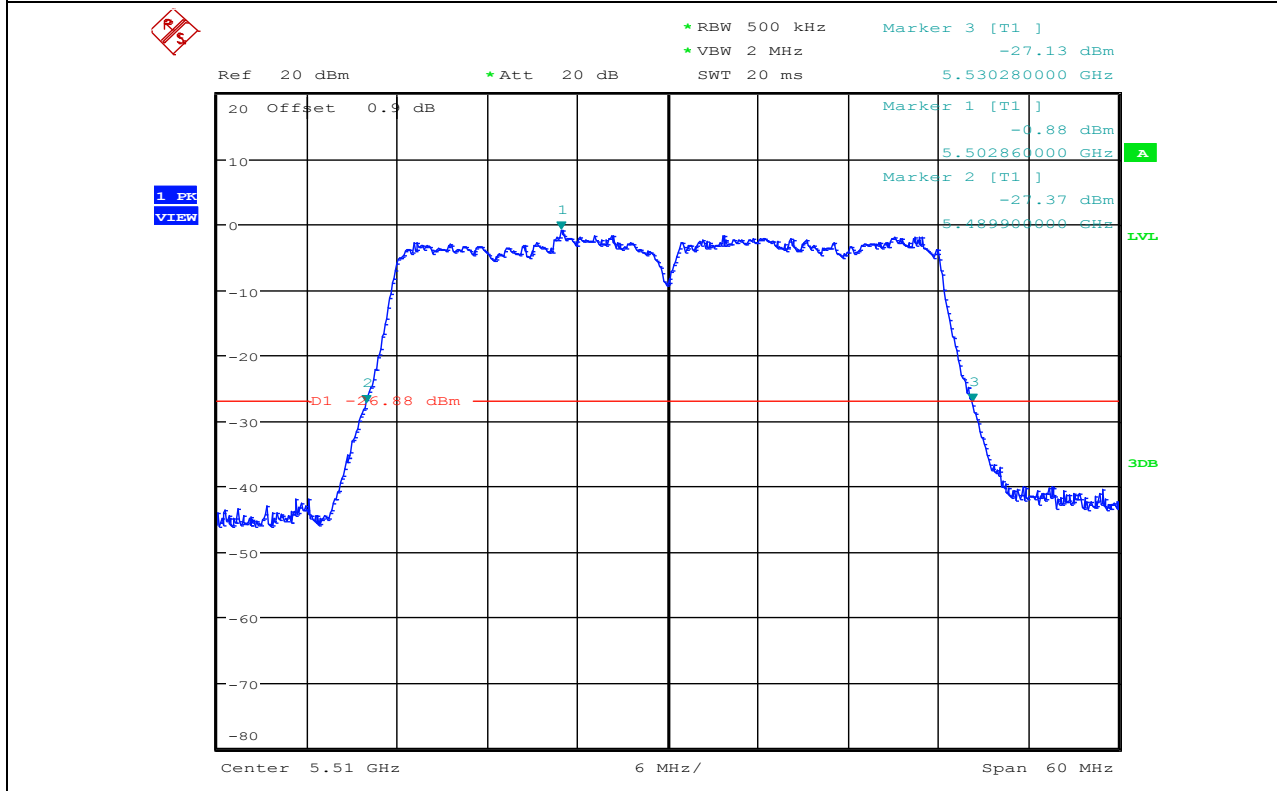
Emission Bandwidth Measurement_11AC40_5310_Ant1



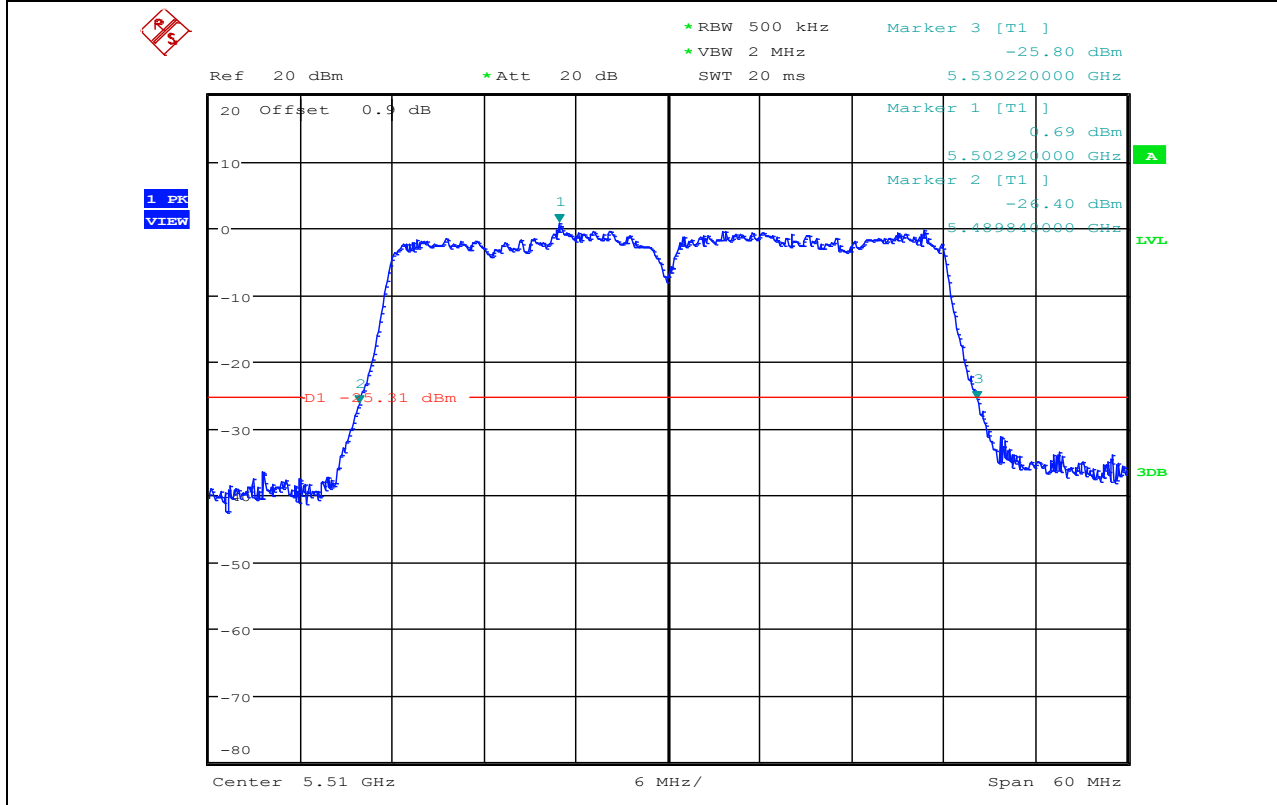
Emission Bandwidth Measurement_11AC40_5310_Ant2



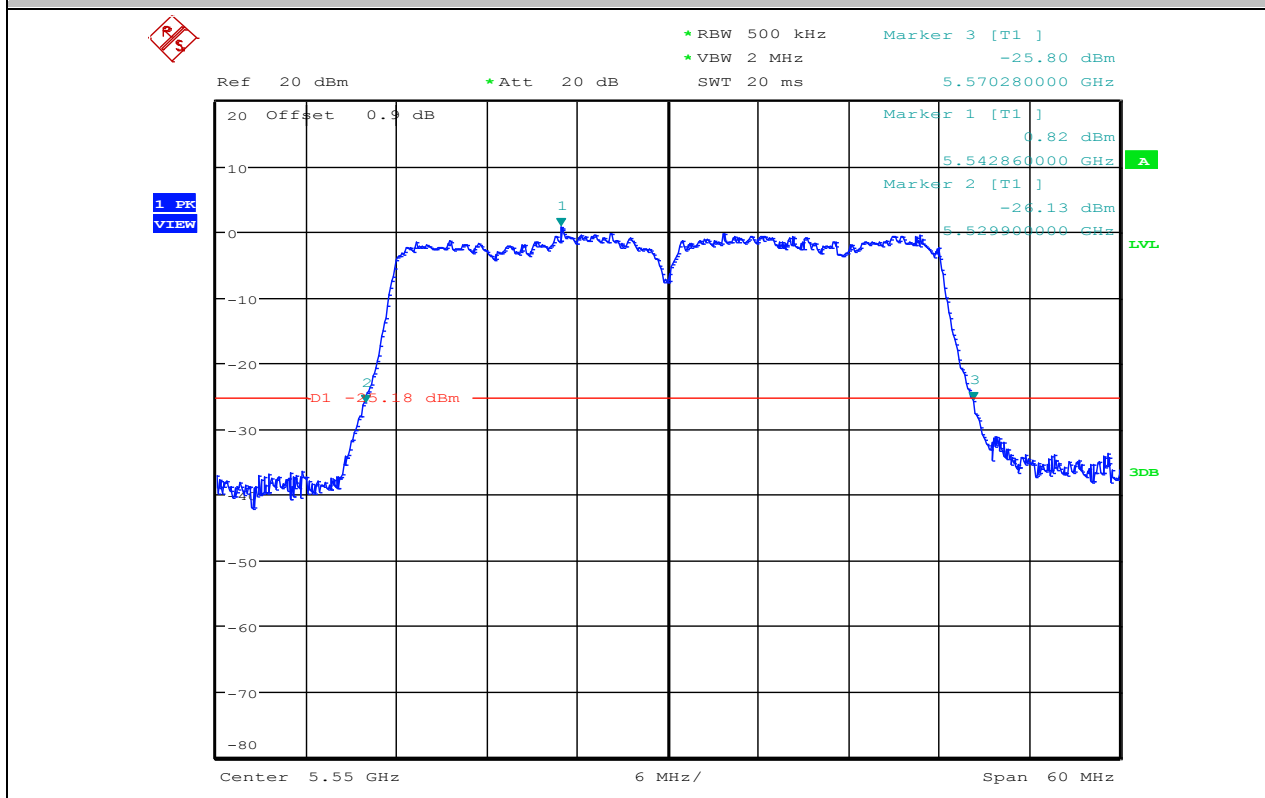
Emission Bandwidth Measurement_11AC40_5510_Ant1



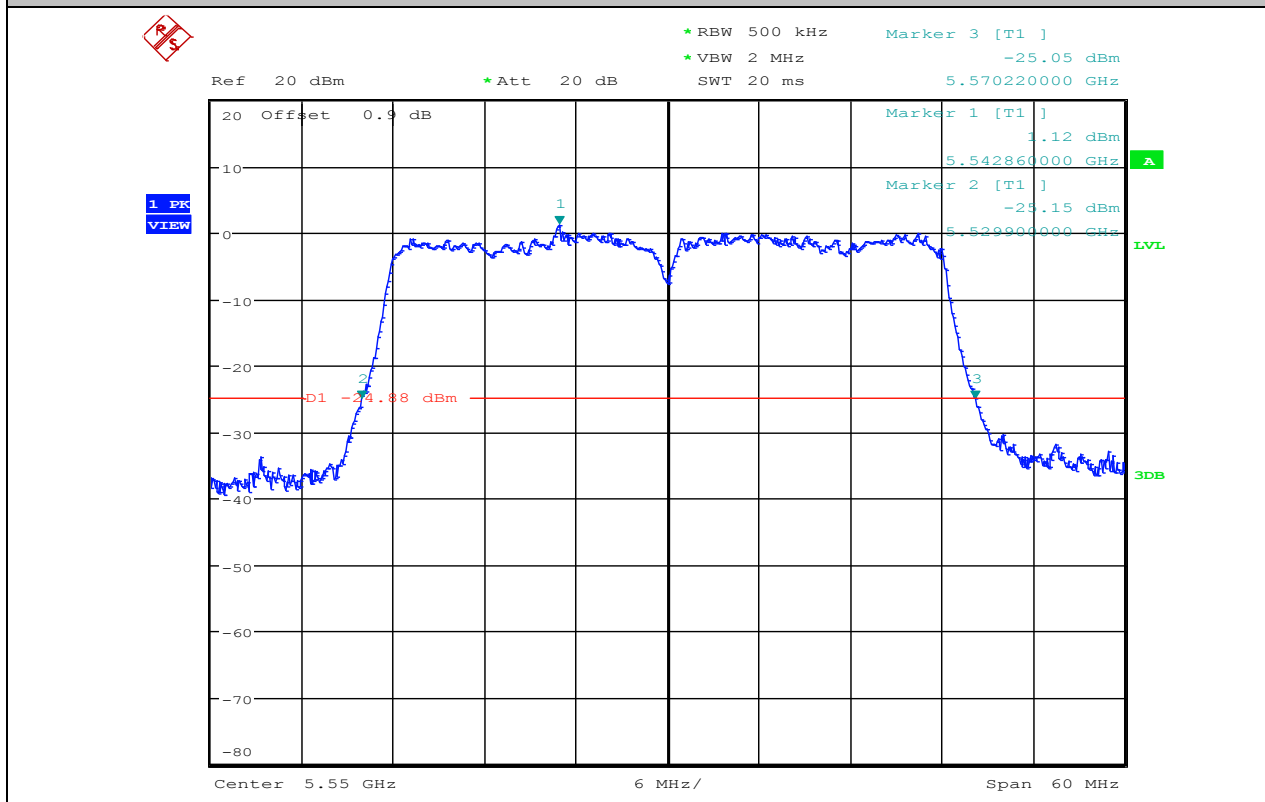
Emission Bandwidth Measurement_11AC40_5510_Ant2



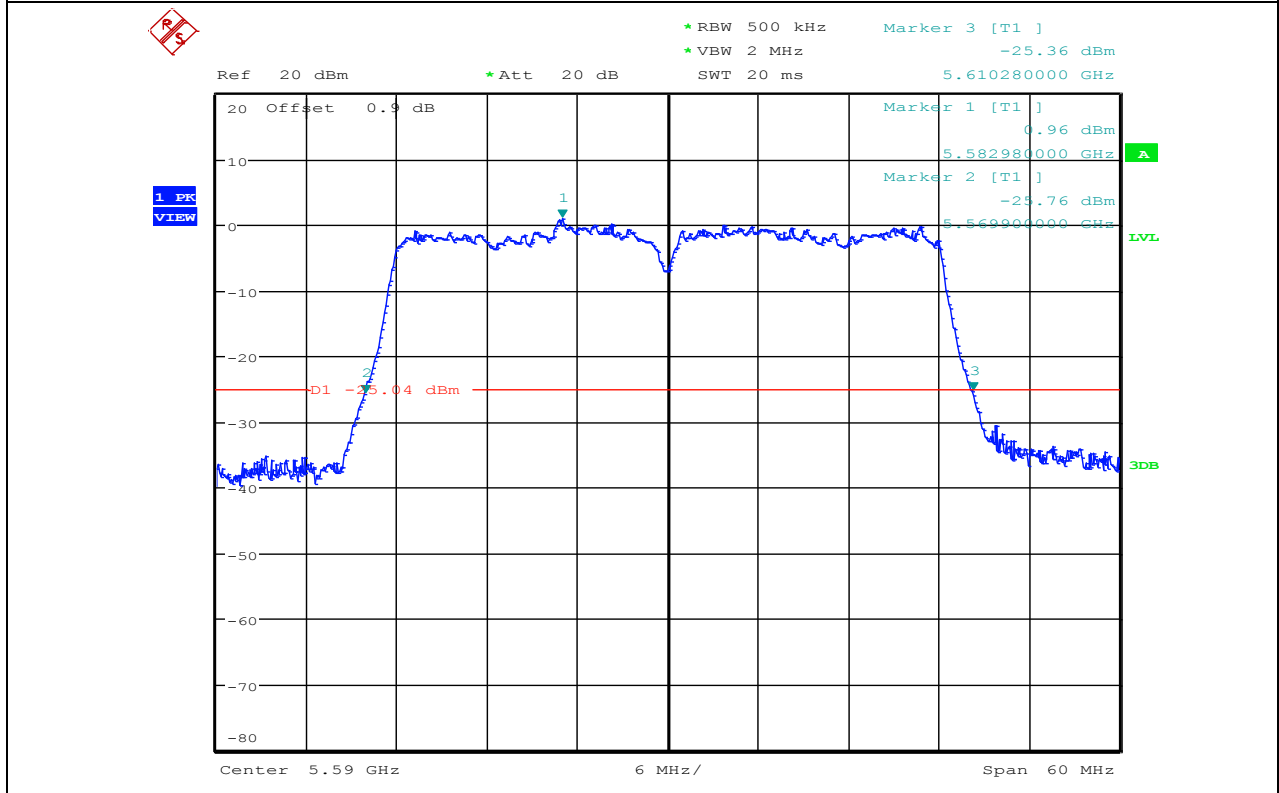
Emission Bandwidth Measurement_11AC40_5550_Ant1



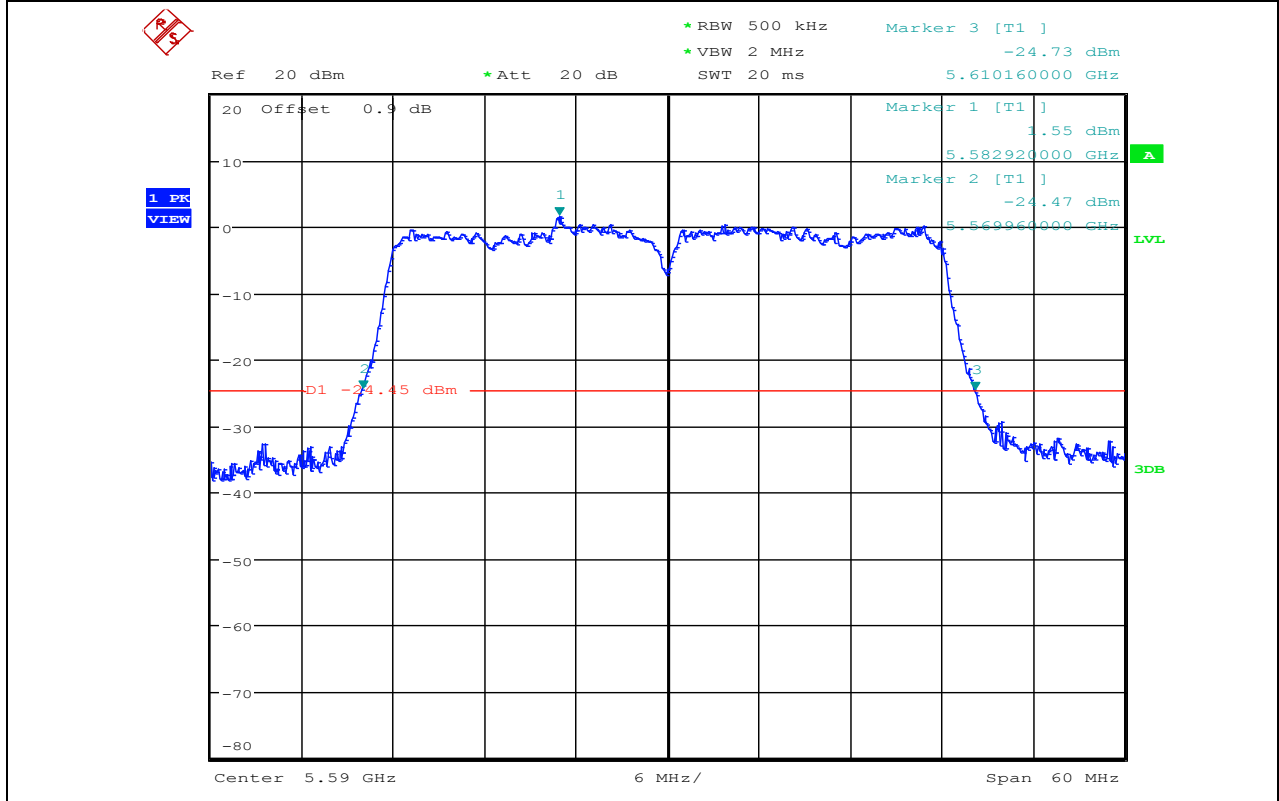
Emission Bandwidth Measurement_11AC40_5550_Ant2



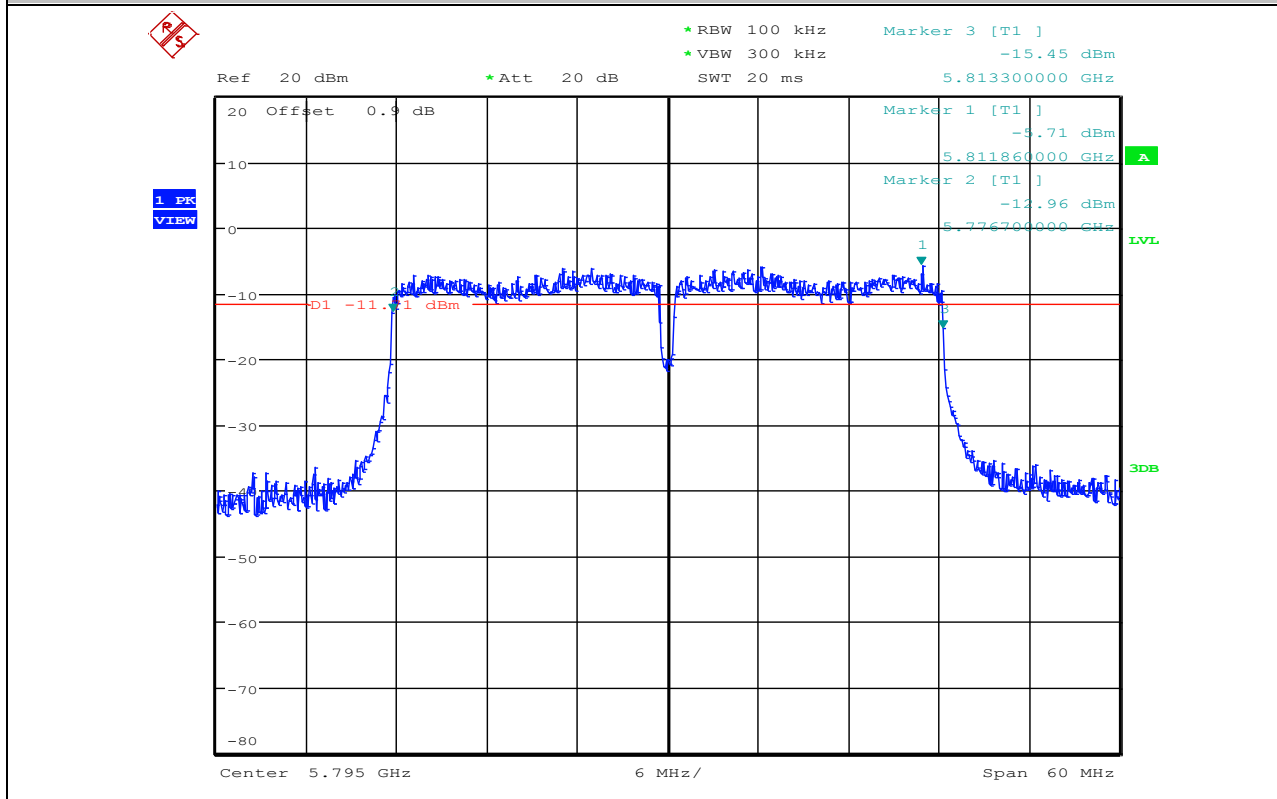
Emission Bandwidth Measurement_11AC40_5590_Ant1



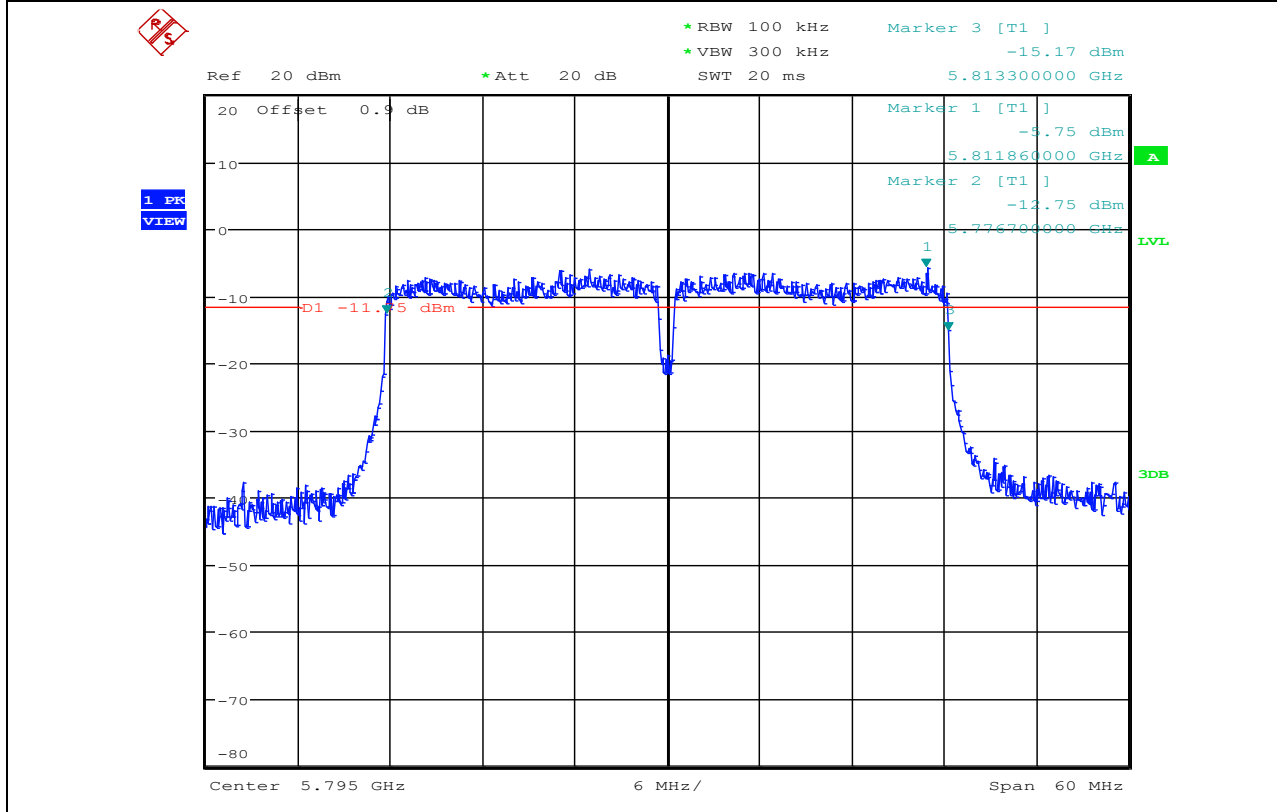
Emission Bandwidth Measurement_11AC40_5590_Ant2



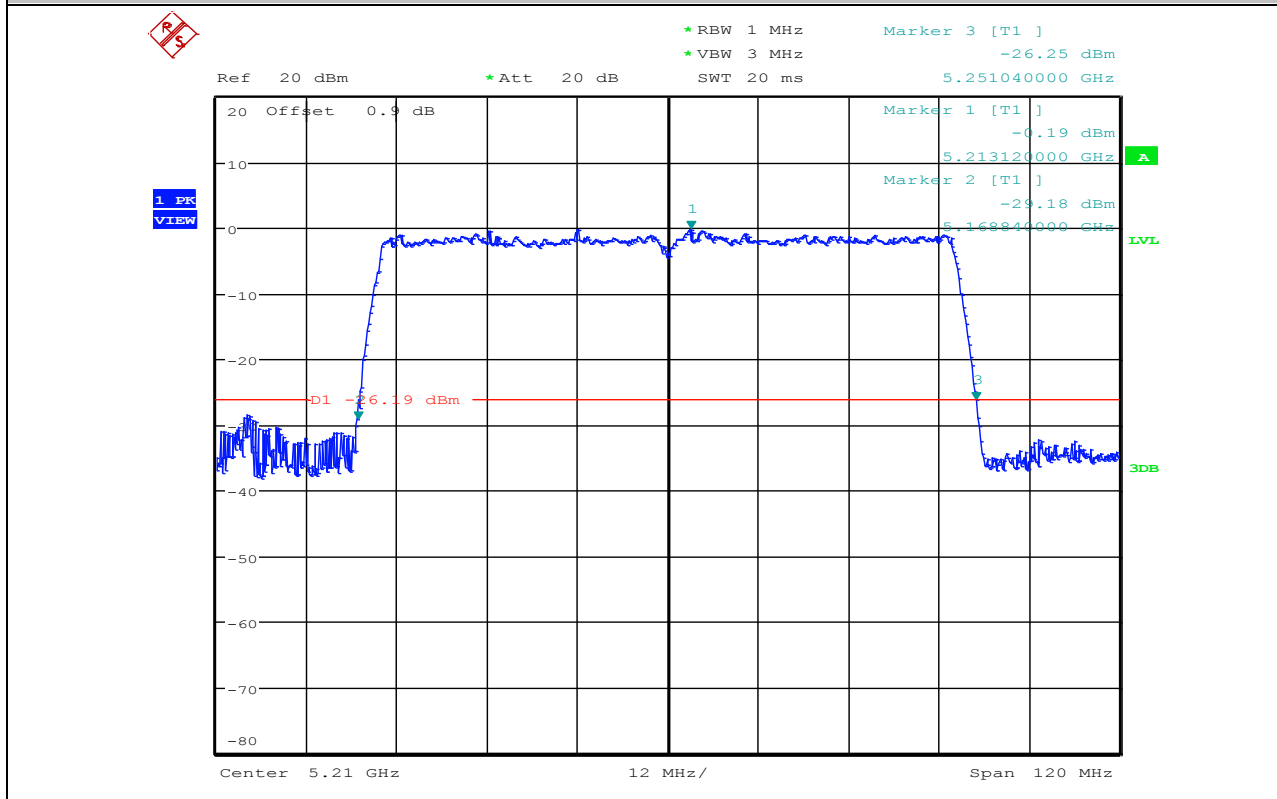
Emission Bandwidth Measurement_11AC40_5795_Ant1



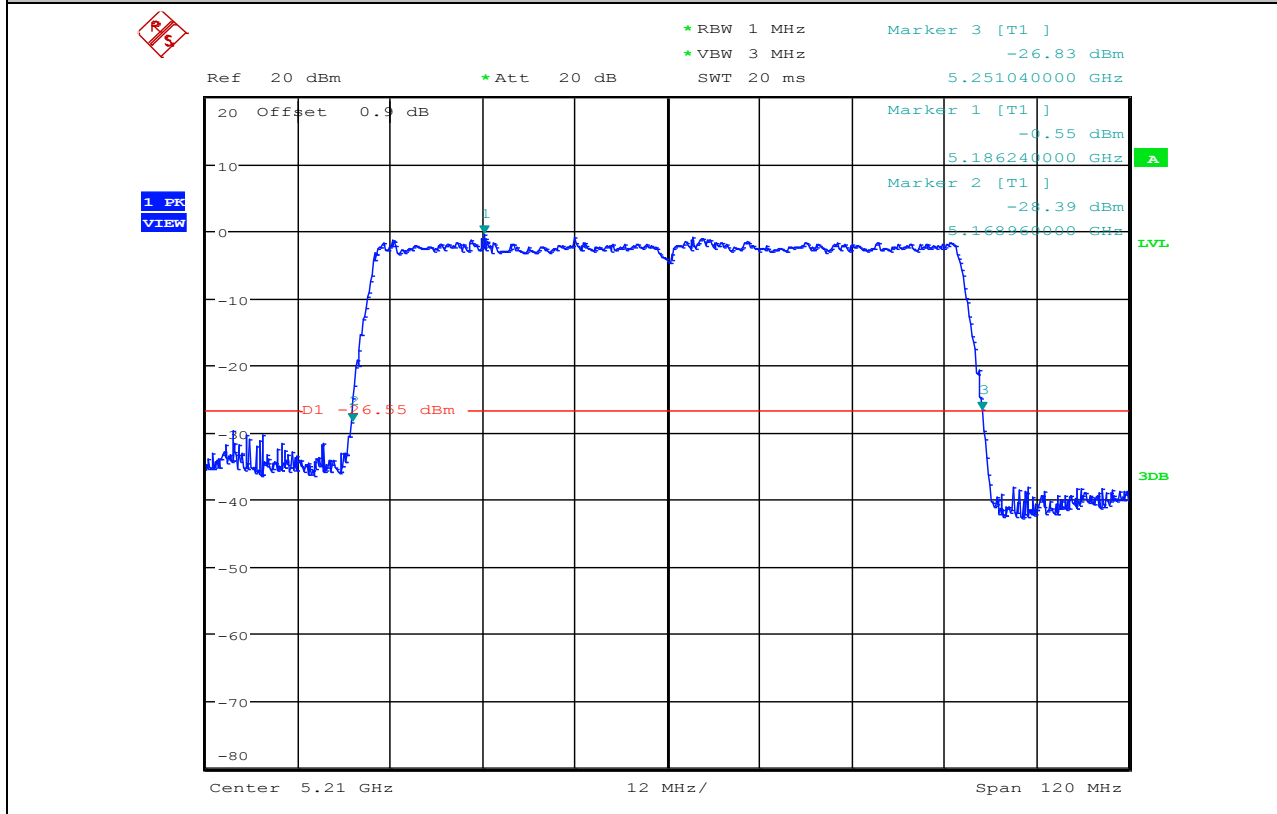
Emission Bandwidth Measurement_11AC40_5795_Ant2



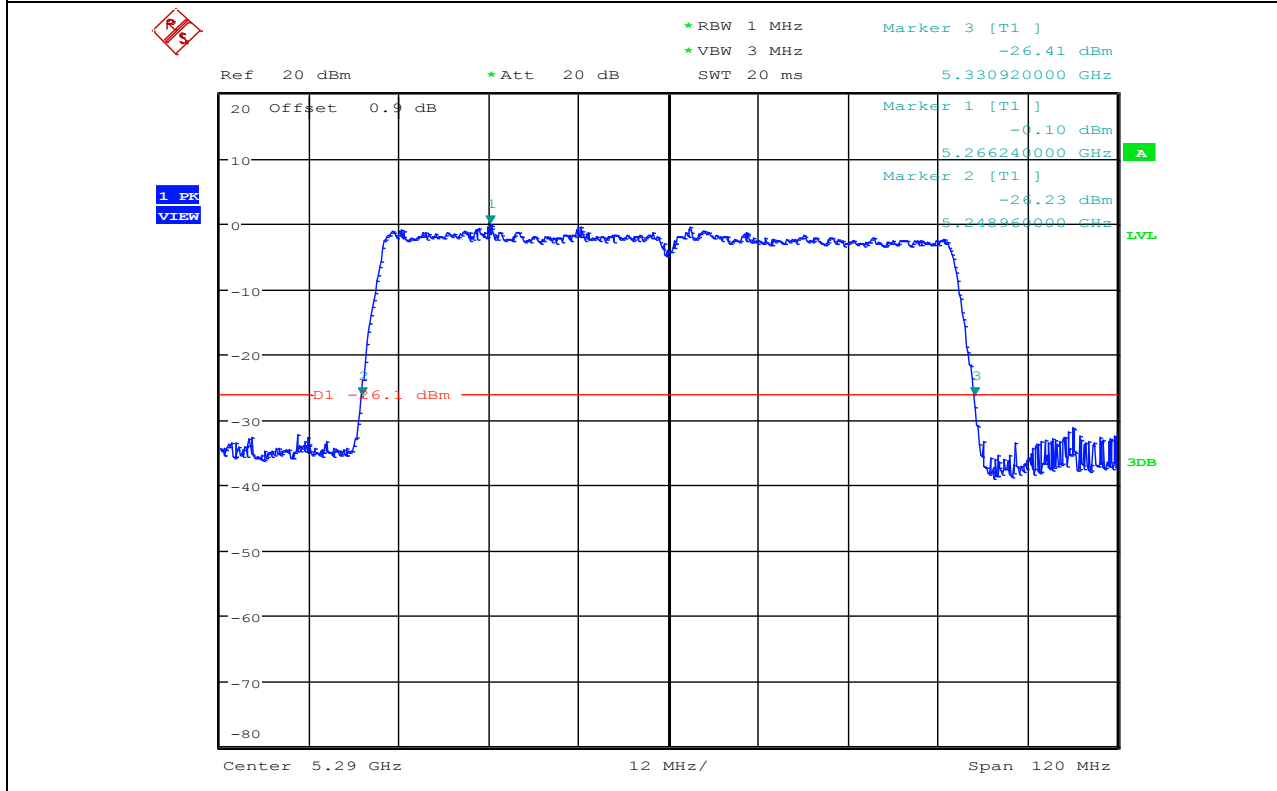
Emission Bandwidth Measurement_11AC80_5210_Ant1



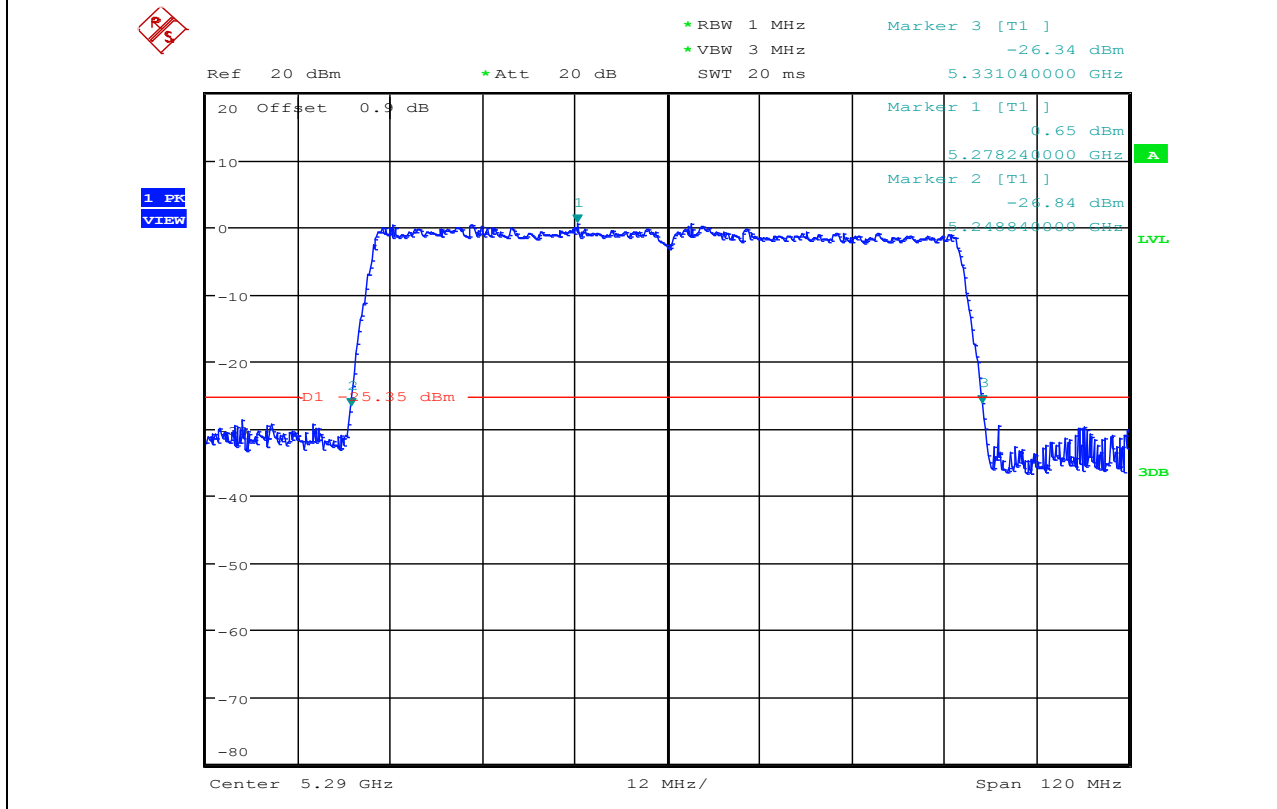
Emission Bandwidth Measurement_11AC80_5210_Ant2



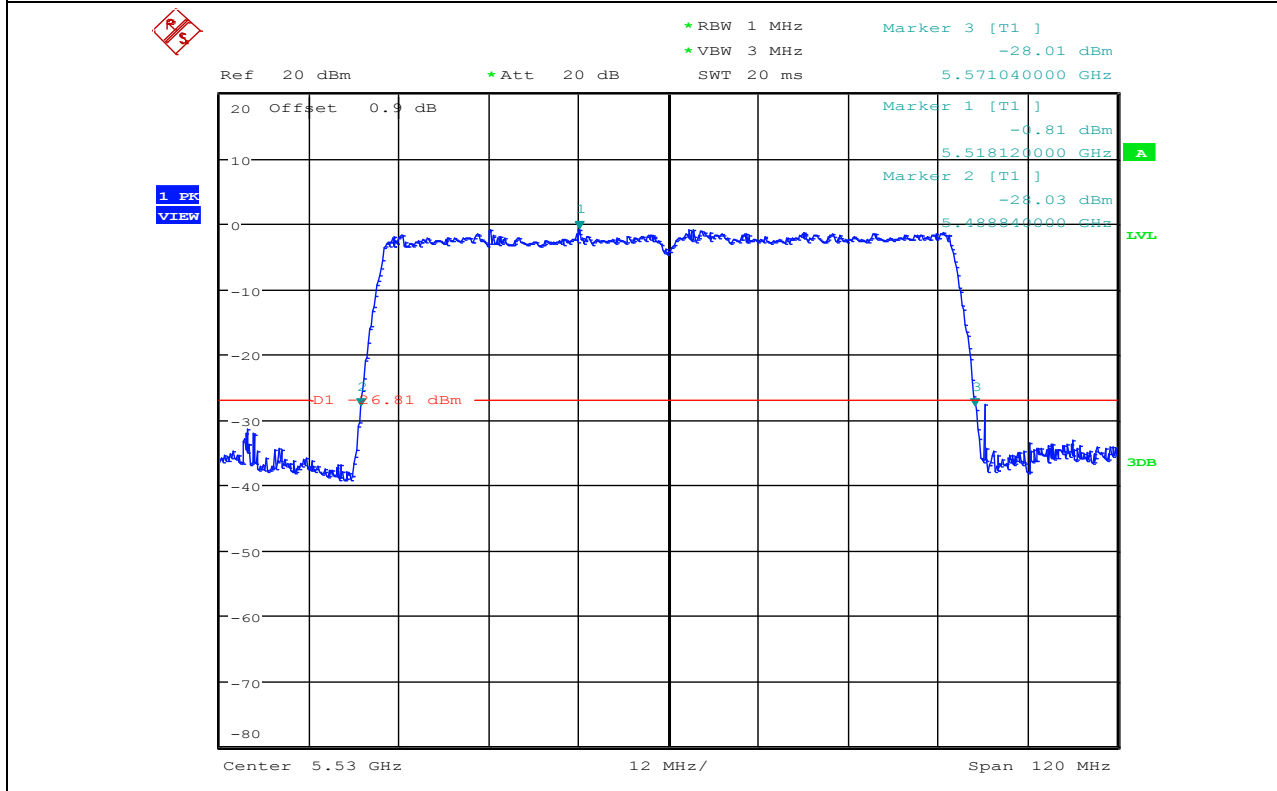
Emission Bandwidth Measurement_11AC80_5290_Ant1



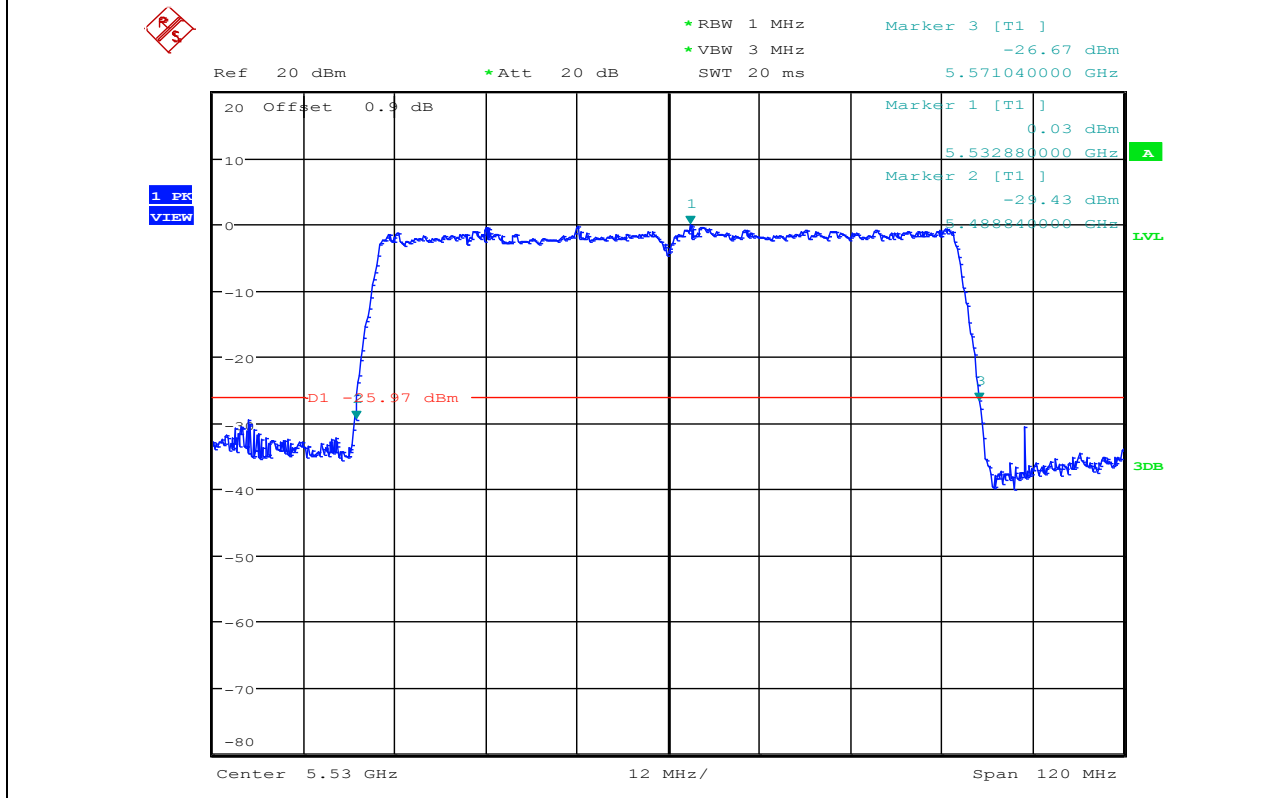
Emission Bandwidth Measurement_11AC80_5290_Ant2

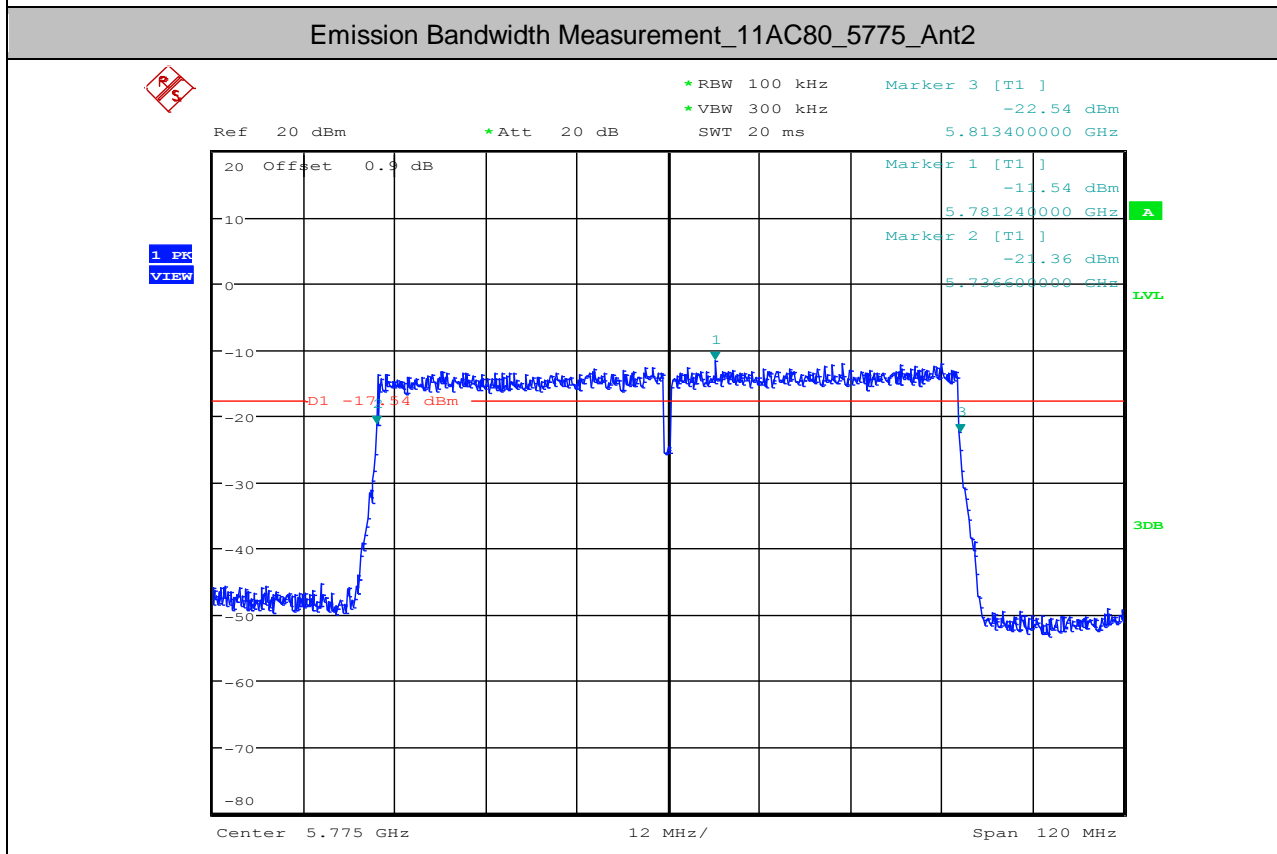
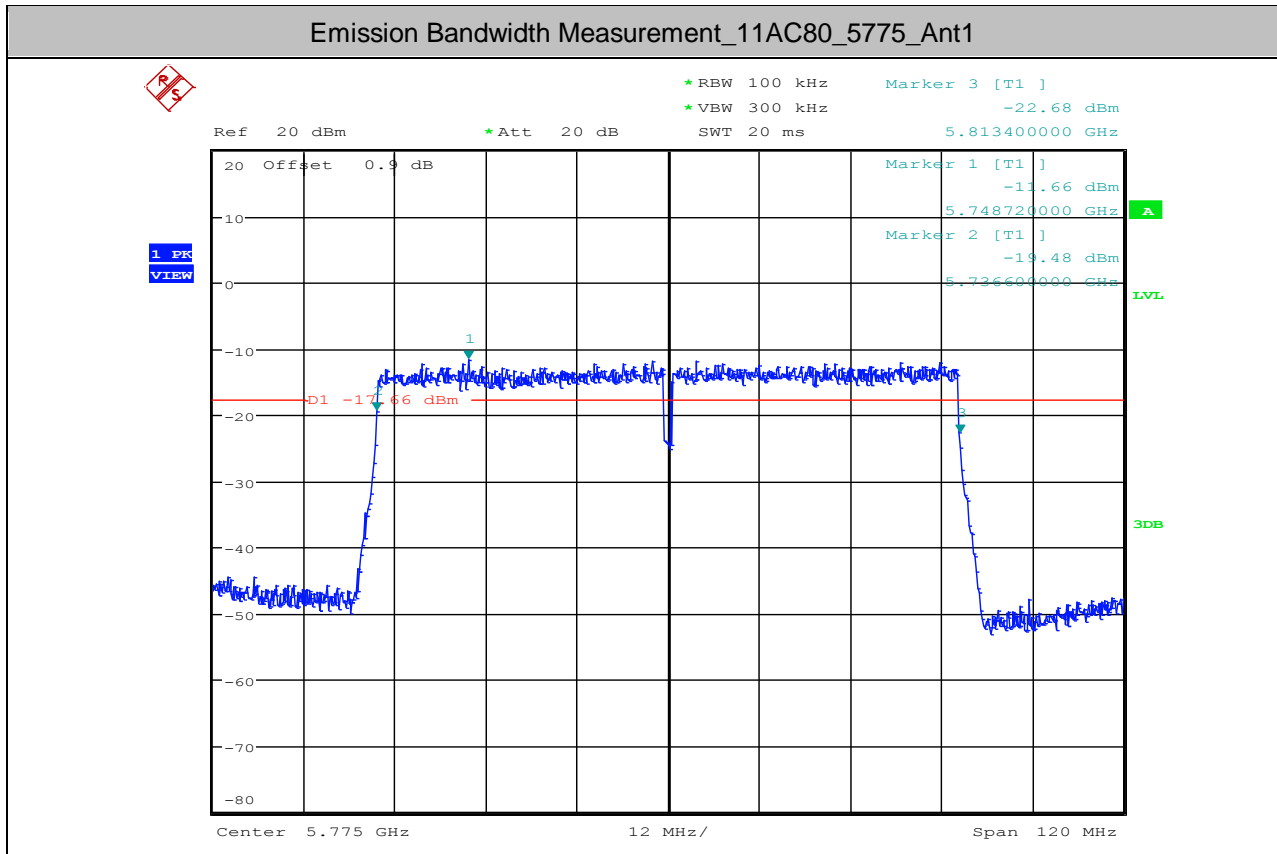


Emission Bandwidth Measurement_11AC80_5530_Ant1



Emission Bandwidth Measurement_11AC80_5530_Ant2







2.Occupied Bandwidth Measurement

Test Mode	Test Channel	Ant	OBW[MHz]	Limit[MHz]	Verdict
11A	5180	Ant1	16.740	---	PASS
11A	5180	Ant2	16.740	---	PASS
11A	5200	Ant1	16.800	---	PASS
11A	5200	Ant2	16.740	---	PASS
11A	5240	Ant1	16.740	---	PASS
11A	5240	Ant2	16.770	---	PASS
11A	5260	Ant1	16.770	---	PASS
11A	5260	Ant2	16.770	---	PASS
11A	5300	Ant1	16.770	---	PASS
11A	5300	Ant2	16.770	---	PASS
11A	5320	Ant1	16.770	---	PASS
11A	5320	Ant2	16.770	---	PASS
11A	5500	Ant1	16.770	---	PASS
11A	5500	Ant2	16.770	---	PASS
11A	5580	Ant1	16.770	---	PASS
11A	5580	Ant2	16.770	---	PASS
11A	5600	Ant1	16.770	---	PASS
11A	5600	Ant2	16.770	---	PASS
11A	5700	Ant1	16.770	---	PASS
11A	5700	Ant2	16.770	---	PASS
11A	5745	Ant1	16.770	---	PASS
11A	5745	Ant2	16.740	---	PASS
11A	5785	Ant1	16.770	---	PASS
11A	5785	Ant2	16.770	---	PASS
11A	5825	Ant1	16.770	---	PASS
11A	5825	Ant2	16.740	---	PASS
11N20	5180	Ant1	17.730	---	PASS
11N20	5180	Ant2	17.760	---	PASS
11N20	5200	Ant1	17.730	---	PASS
11N20	5200	Ant2	17.730	---	PASS
11N20	5240	Ant1	17.760	---	PASS



SGS-CSTC Standards Technical Services Co., Ltd.
Shenzhen Branch

Report No.: SZEM170700767704

Page: 403 of 636

11N20	5240	Ant2	17.760	---	PASS
11N20	5260	Ant1	17.760	---	PASS
11N20	5260	Ant2	17.760	---	PASS
11N20	5300	Ant1	17.730	---	PASS
11N20	5300	Ant2	17.760	---	PASS
11N20	5320	Ant1	17.760	---	PASS
11N20	5320	Ant2	17.760	---	PASS
11N20	5500	Ant1	17.760	---	PASS
11N20	5500	Ant2	17.730	---	PASS
11N20	5580	Ant1	17.760	---	PASS
11N20	5580	Ant2	17.760	---	PASS
11N20	5600	Ant1	17.760	---	PASS
11N20	5600	Ant2	17.760	---	PASS
11N20	5700	Ant1	17.760	---	PASS
11N20	5700	Ant2	17.760	---	PASS
11N20	5745	Ant1	17.760	---	PASS
11N20	5745	Ant2	17.730	---	PASS
11N20	5785	Ant1	17.760	---	PASS
11N20	5785	Ant2	17.760	---	PASS
11N20	5825	Ant1	17.760	---	PASS
11N20	5825	Ant2	17.790	---	PASS
11N40	5190	Ant1	36.240	---	PASS
11N40	5190	Ant2	36.240	---	PASS
11N40	5230	Ant1	36.240	---	PASS
11N40	5230	Ant2	36.240	---	PASS
11N40	5270	Ant1	36.180	---	PASS
11N40	5270	Ant2	36.180	---	PASS
11N40	5310	Ant1	36.240	---	PASS
11N40	5310	Ant2	36.240	---	PASS
11N40	5510	Ant1	36.240	---	PASS
11N40	5510	Ant2	36.240	---	PASS
11N40	5550	Ant1	36.240	---	PASS
11N40	5550	Ant2	36.240	---	PASS



SGS-CSTC Standards Technical Services Co., Ltd.
Shenzhen Branch

Report No.: SZEM170700767704

Page: 404 of 636

11N40	5590	Ant1	36.240	---	PASS
11N40	5590	Ant2	36.180	---	PASS
11N40	5670	Ant1	36.240	---	PASS
11N40	5670	Ant2	36.240	---	PASS
11N40	5755	Ant1	36.240	---	PASS
11N40	5755	Ant2	36.240	---	PASS
11N40	5795	Ant1	36.240	---	PASS
11N40	5795	Ant2	36.240	---	PASS
11AC20	5180	Ant1	17.730	---	PASS
11AC20	5180	Ant2	17.730	---	PASS
11AC20	5200	Ant1	17.760	---	PASS
11AC20	5200	Ant2	17.730	---	PASS
11AC20	5240	Ant1	17.730	---	PASS
11AC20	5240	Ant2	17.730	---	PASS
11AC20	5260	Ant1	17.760	---	PASS
11AC20	5260	Ant2	17.730	---	PASS
11AC20	5300	Ant1	17.760	---	PASS
11AC20	5300	Ant2	17.730	---	PASS
11AC20	5320	Ant1	17.730	---	PASS
11AC20	5320	Ant2	17.790	---	PASS
11AC20	5500	Ant1	17.760	---	PASS
11AC20	5500	Ant2	17.760	---	PASS
11AC20	5580	Ant1	17.730	---	PASS
11AC20	5580	Ant2	17.730	---	PASS
11AC20	5600	Ant1	17.760	---	PASS
11AC20	5600	Ant2	17.790	---	PASS
11AC20	5700	Ant1	17.790	---	PASS
11AC20	5700	Ant2	17.730	---	PASS
11AC20	5745	Ant1	17.790	---	PASS
11AC20	5745	Ant2	17.760	---	PASS
11AC20	5785	Ant1	17.790	---	PASS
11AC20	5785	Ant2	17.760	---	PASS
11AC20	5825	Ant1	17.790	---	PASS



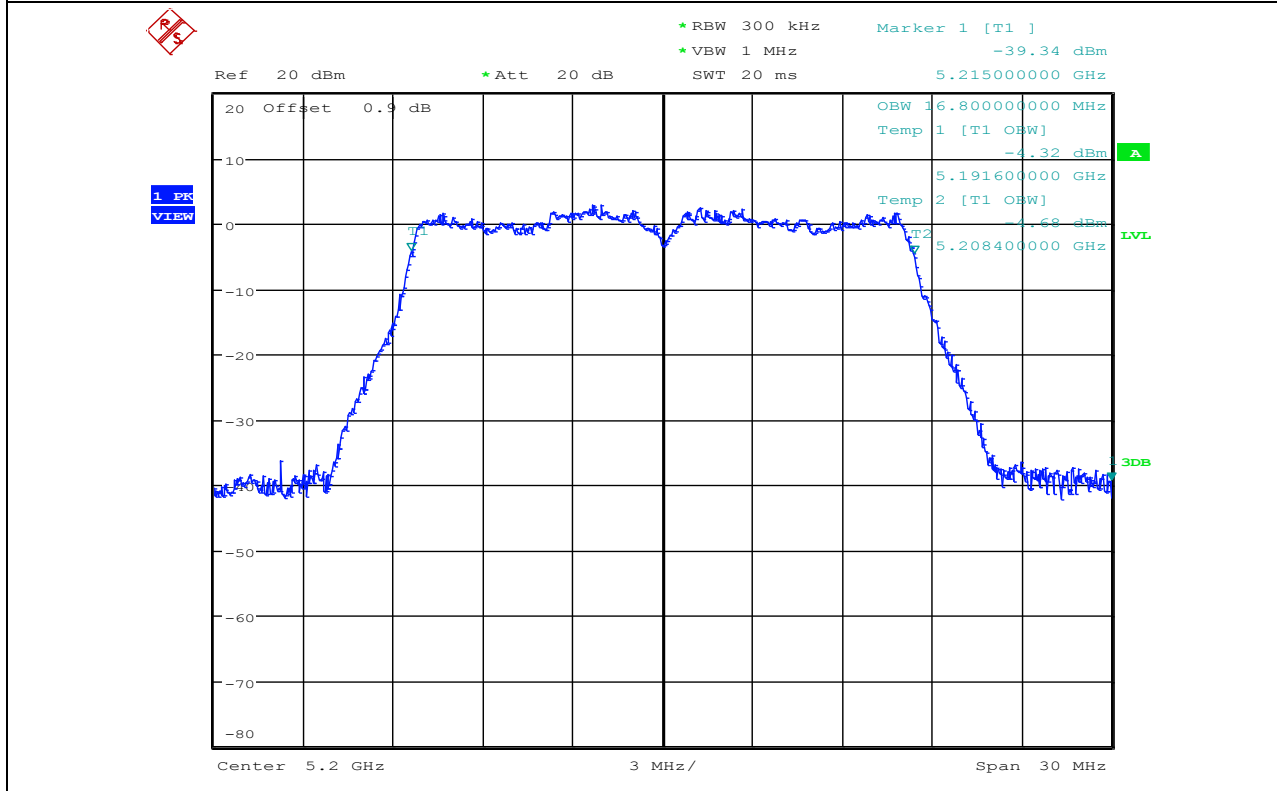
SGS-CSTC Standards Technical Services Co., Ltd.
Shenzhen Branch

Report No.: SZEM170700767704

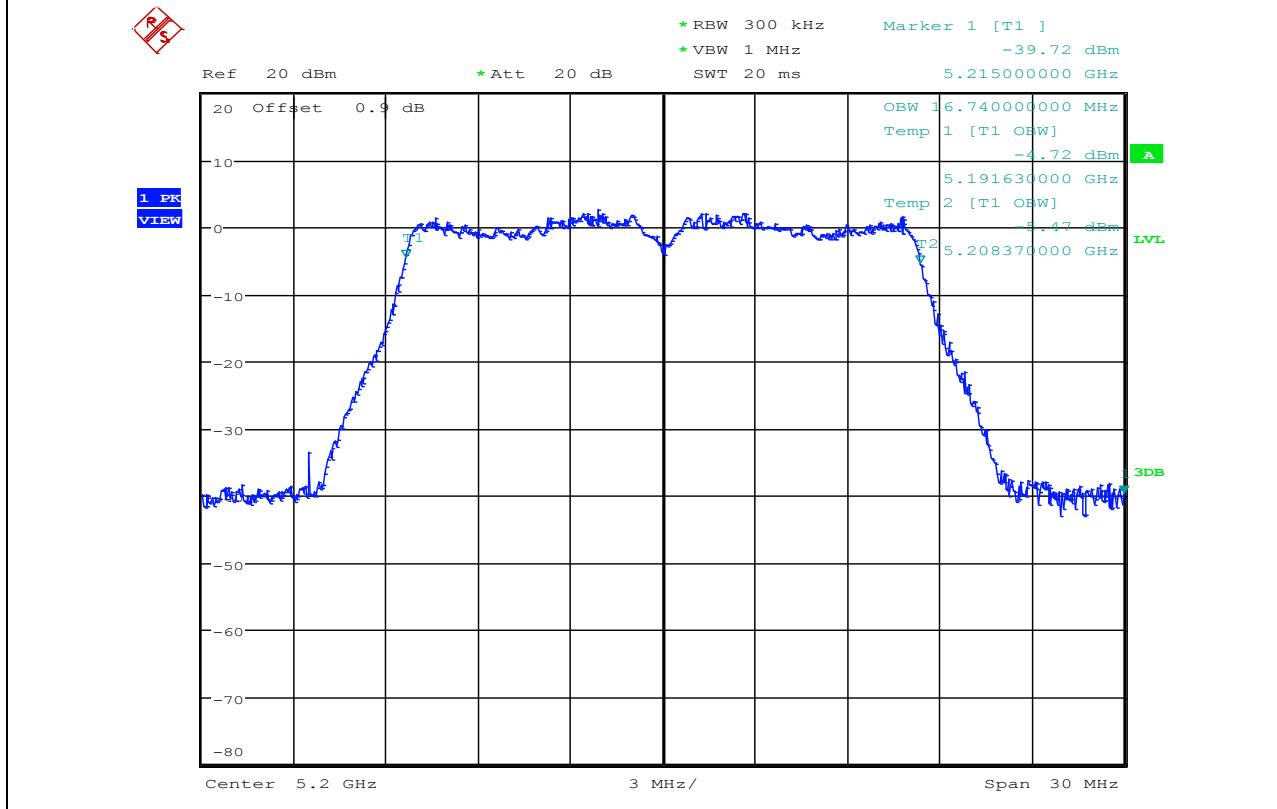
Page: 405 of 636

11AC20	5825	Ant2	17.790	---	PASS
11AC40	5190	Ant1	36.300	---	PASS
11AC40	5190	Ant2	36.240	---	PASS
11AC40	5230	Ant1	36.240	---	PASS
11AC40	5230	Ant2	36.240	---	PASS
11AC40	5270	Ant1	36.240	---	PASS
11AC40	5270	Ant2	36.240	---	PASS
11AC40	5310	Ant1	36.240	---	PASS
11AC40	5310	Ant2	36.240	---	PASS
11AC40	5510	Ant1	36.300	---	PASS
11AC40	5510	Ant2	36.300	---	PASS
11AC40	5550	Ant1	36.300	---	PASS
11AC40	5550	Ant2	36.300	---	PASS
11AC40	5590	Ant1	36.240	---	PASS
11AC40	5590	Ant2	36.240	---	PASS
11AC40	5670	Ant1	36.240	---	PASS
11AC40	5670	Ant2	36.240	---	PASS
11AC40	5755	Ant1	36.300	---	PASS
11AC40	5755	Ant2	36.300	---	PASS
11AC40	5795	Ant1	36.300	---	PASS
11AC40	5795	Ant2	36.300	---	PASS
11AC80	5210	Ant1	76.320	---	PASS
11AC80	5210	Ant2	76.320	---	PASS
11AC80	5290	Ant1	76.320	---	PASS
11AC80	5290	Ant2	76.320	---	PASS
11AC80	5530	Ant1	76.440	---	PASS
11AC80	5530	Ant2	76.440	---	PASS
11AC80	5610	Ant1	76.320	---	PASS
11AC80	5610	Ant2	76.440	---	PASS
11AC80	5775	Ant1	76.320	---	PASS
11AC80	5775	Ant2	76.320	---	PASS

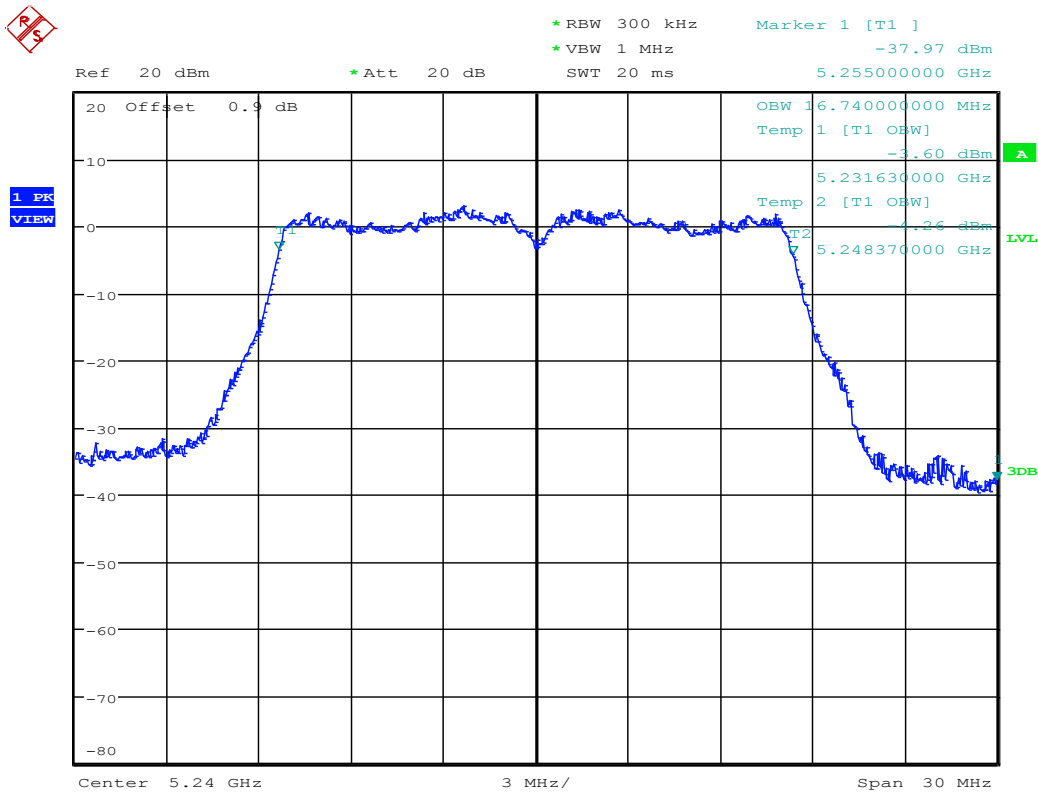
Occupied Bandwidth Measurement_11A_5200_Ant1



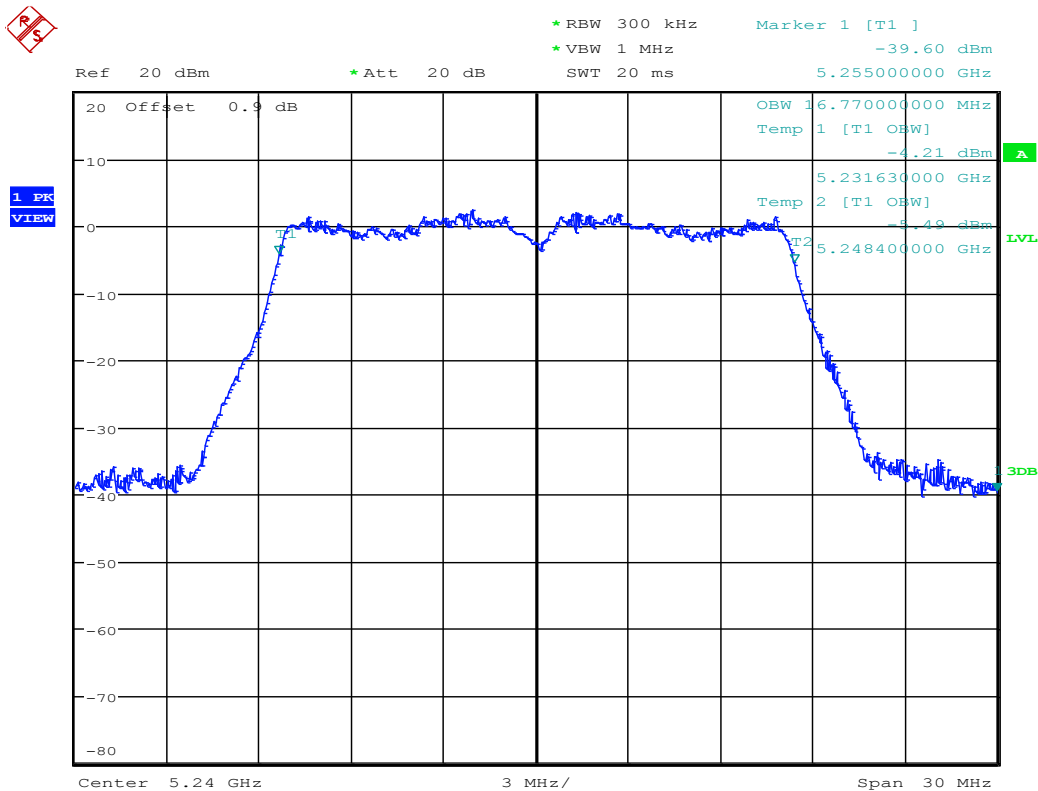
Occupied Bandwidth Measurement_11A_5200_Ant2



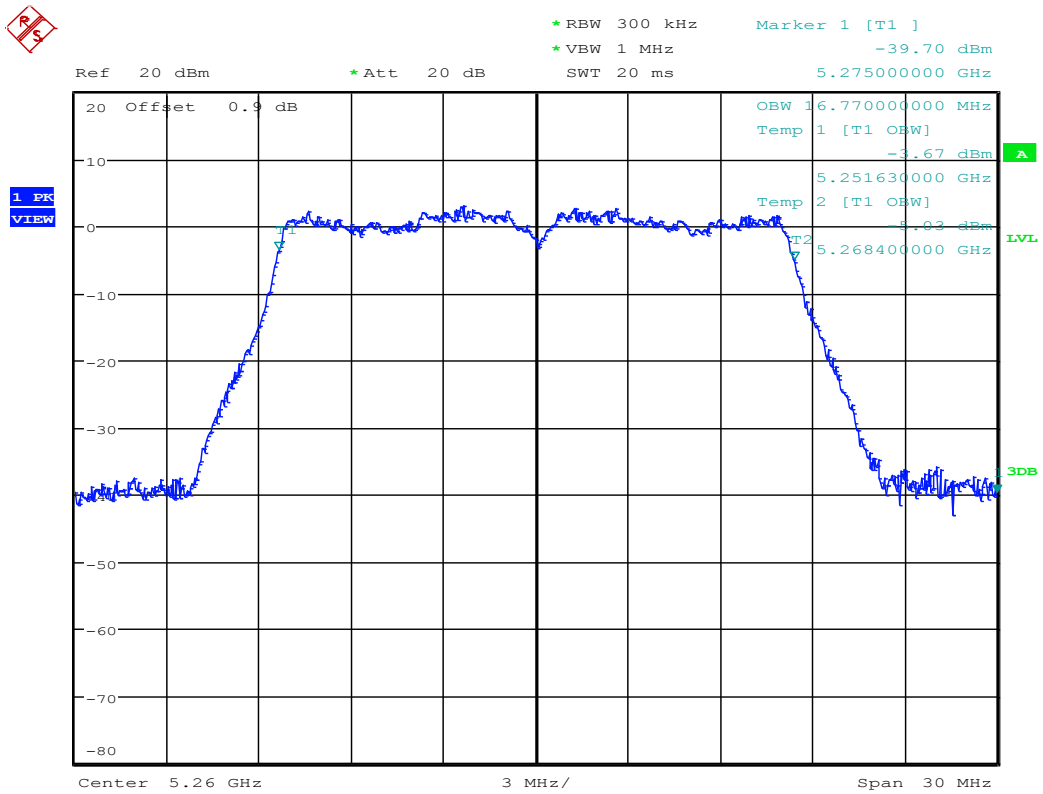
Occupied Bandwidth Measurement_11A_5240_Ant1



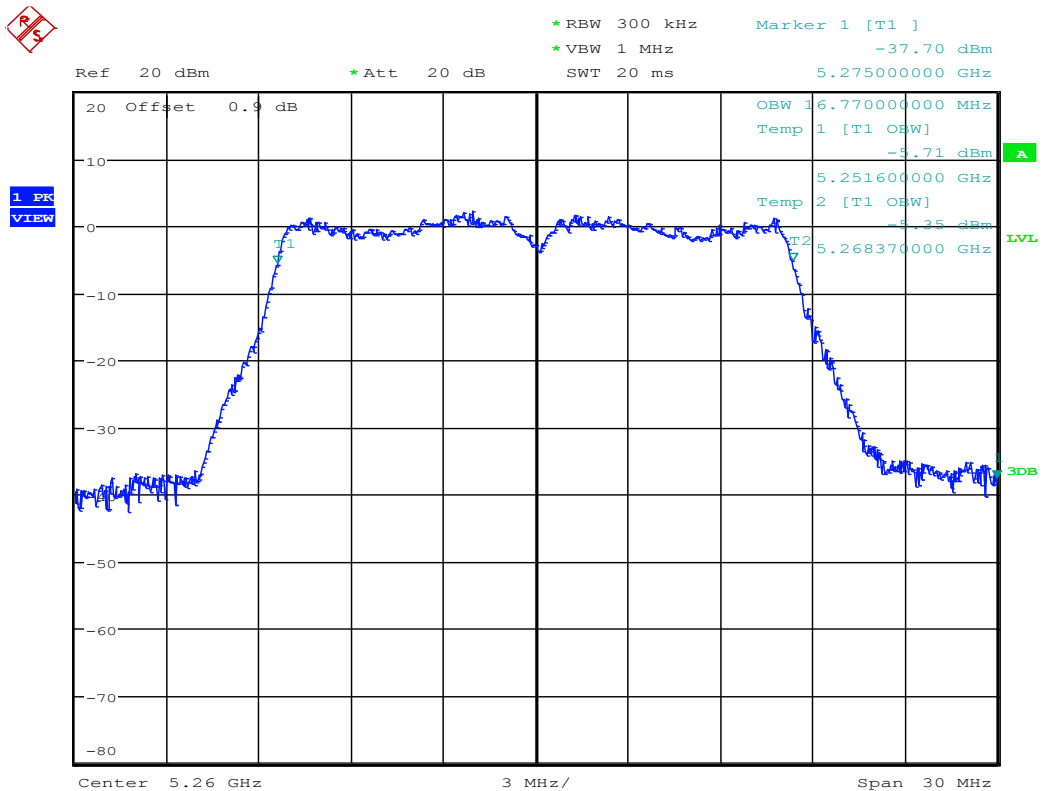
Occupied Bandwidth Measurement_11A_5240_Ant2



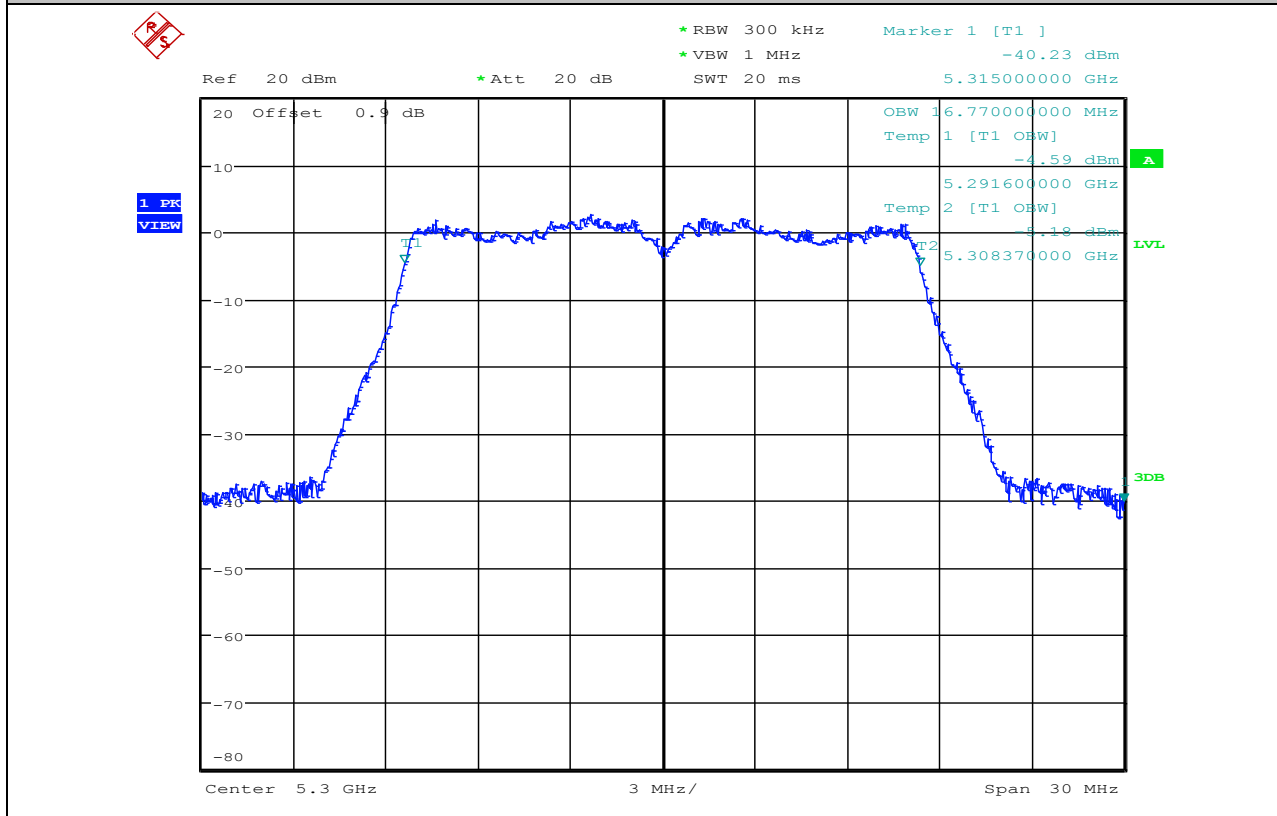
Occupied Bandwidth Measurement_11A_5260_Ant1



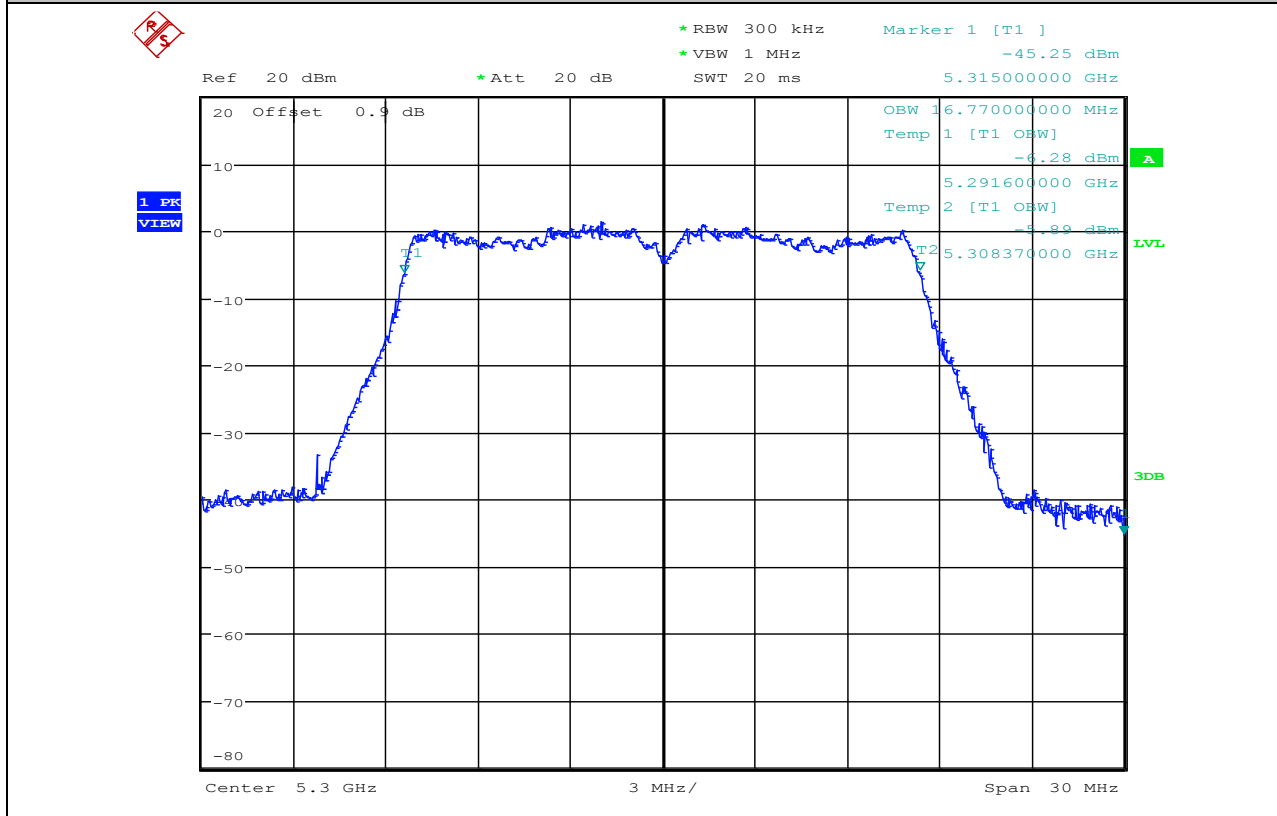
Occupied Bandwidth Measurement_11A_5260_Ant2



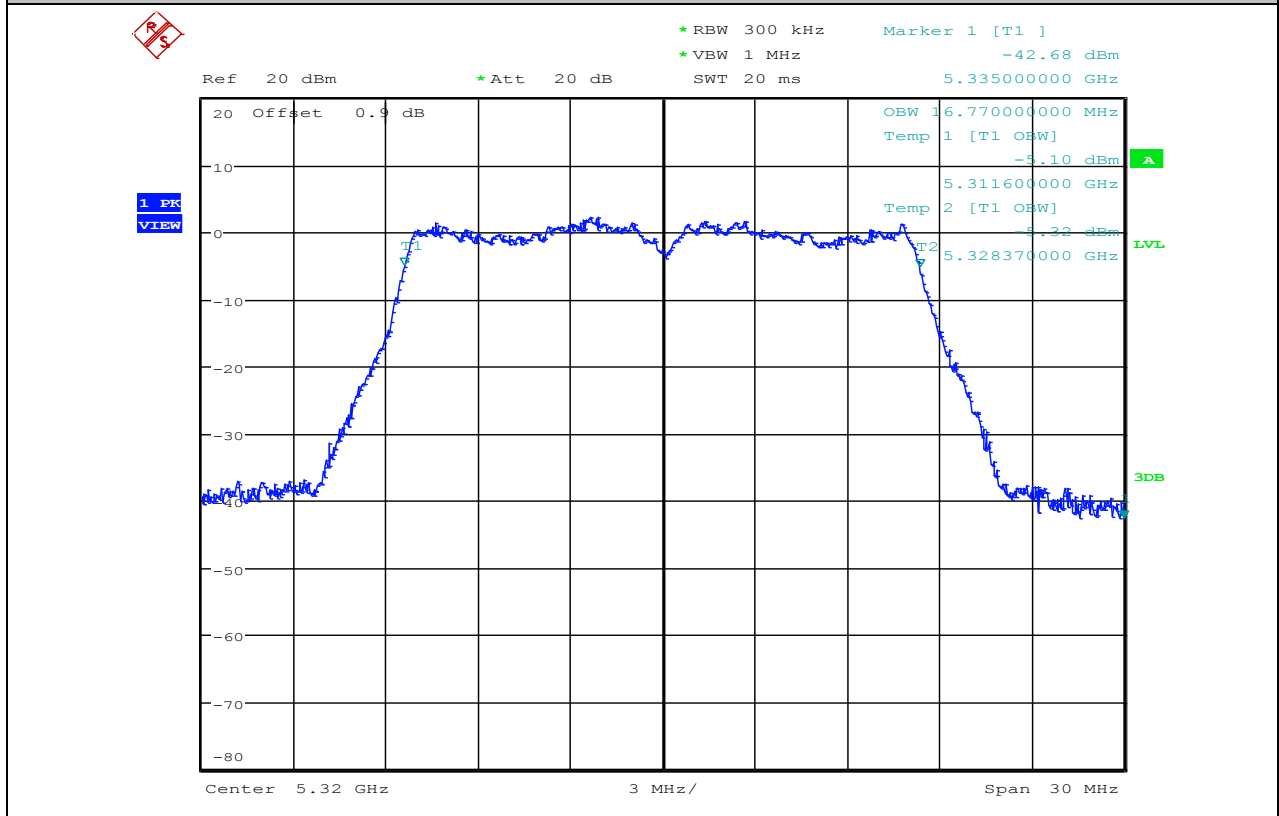
Occupied Bandwidth Measurement_11A_5300_Ant1



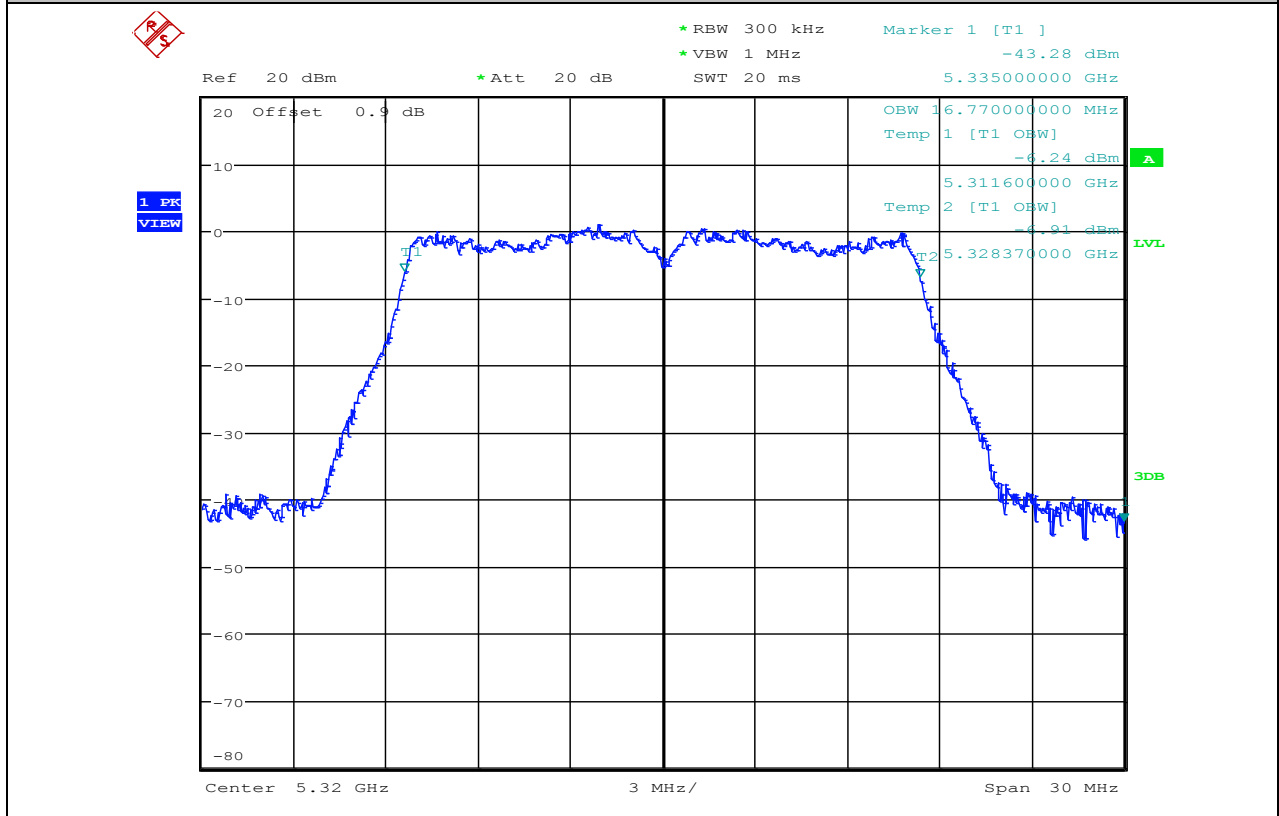
Occupied Bandwidth Measurement_11A_5300_Ant2



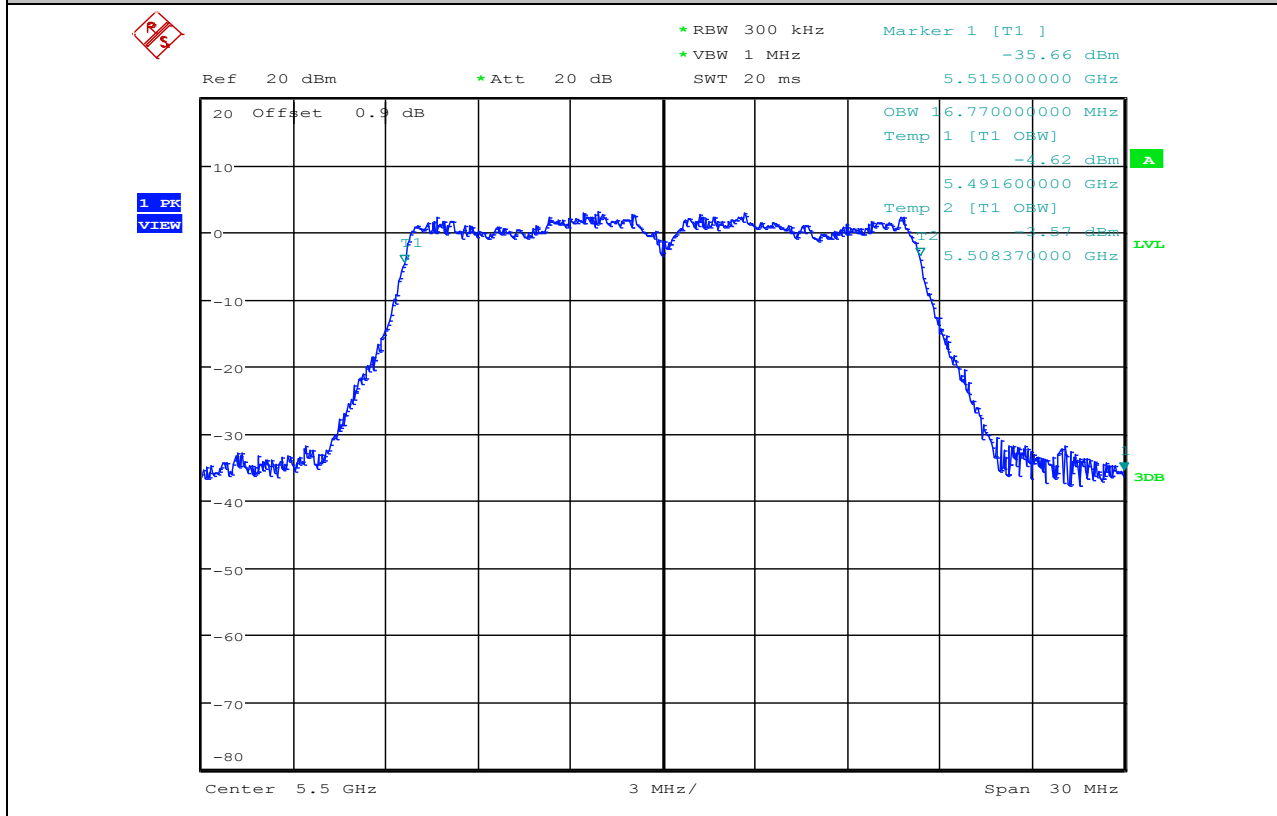
Occupied Bandwidth Measurement_11A_5320_Ant1



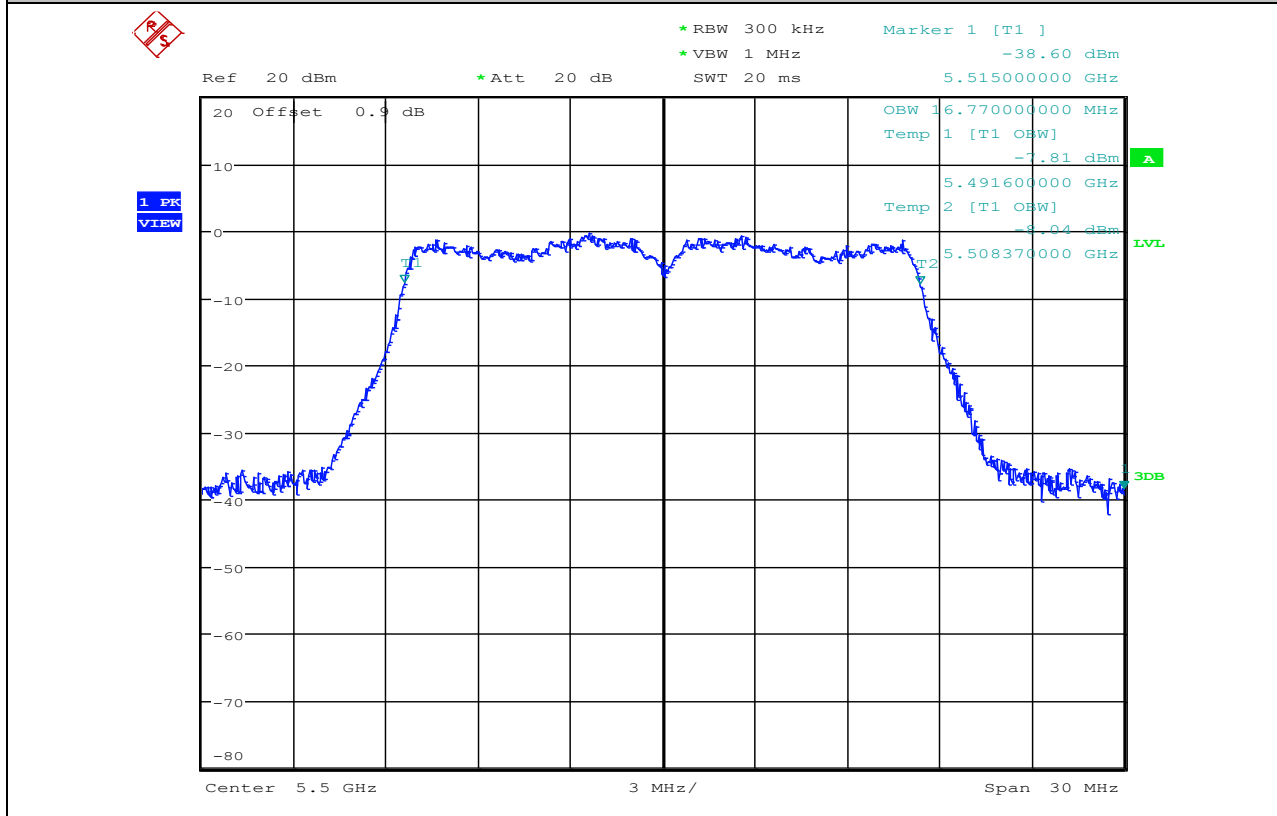
Occupied Bandwidth Measurement_11A_5320_Ant2



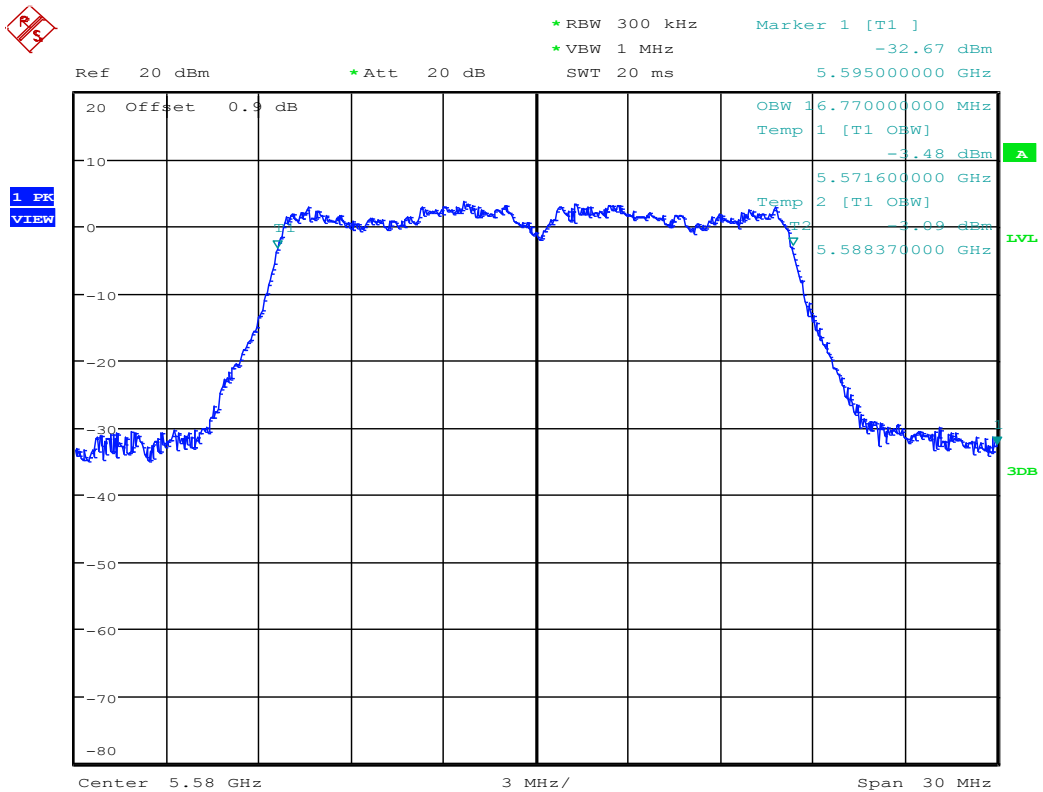
Occupied Bandwidth Measurement_11A_5500_Ant1



Occupied Bandwidth Measurement_11A_5500_Ant2



Occupied Bandwidth Measurement_11A_5580_Ant1



Occupied Bandwidth Measurement_11A_5580_Ant2

