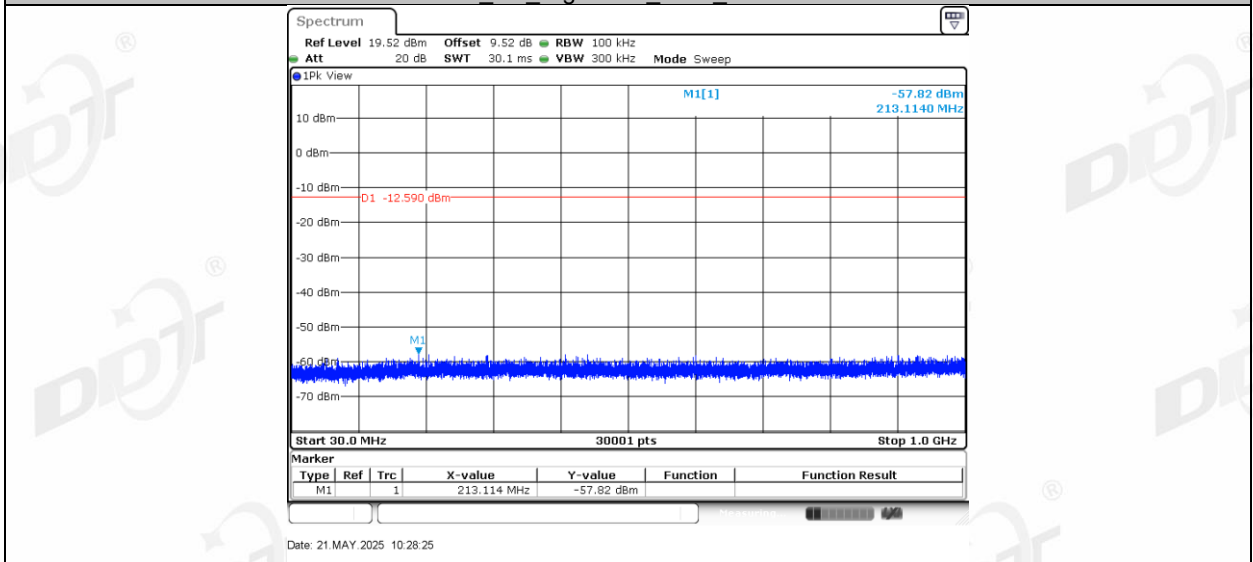
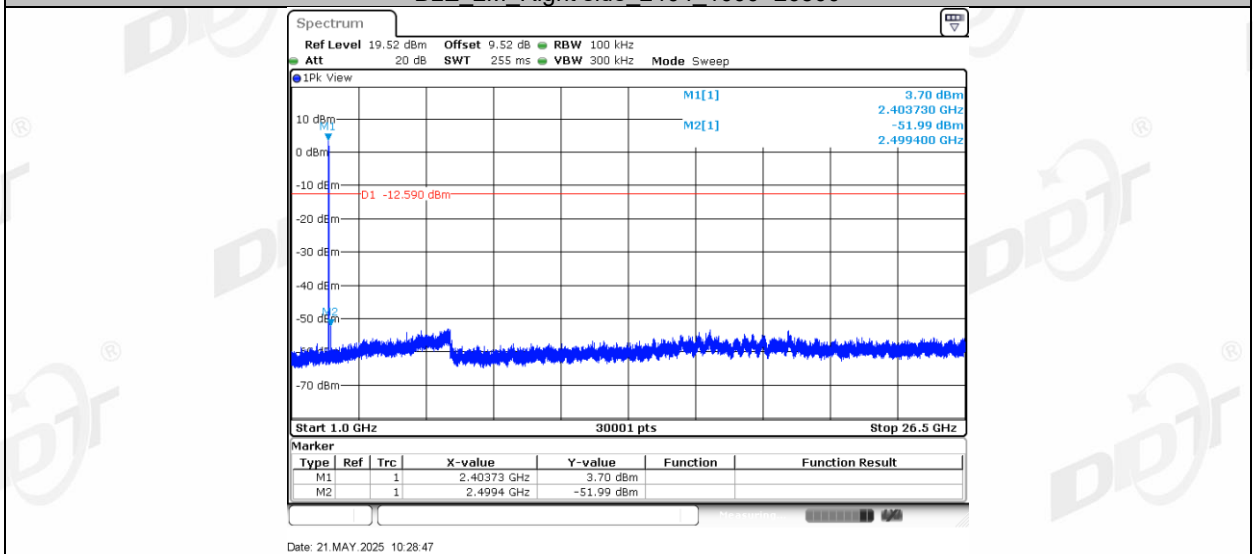


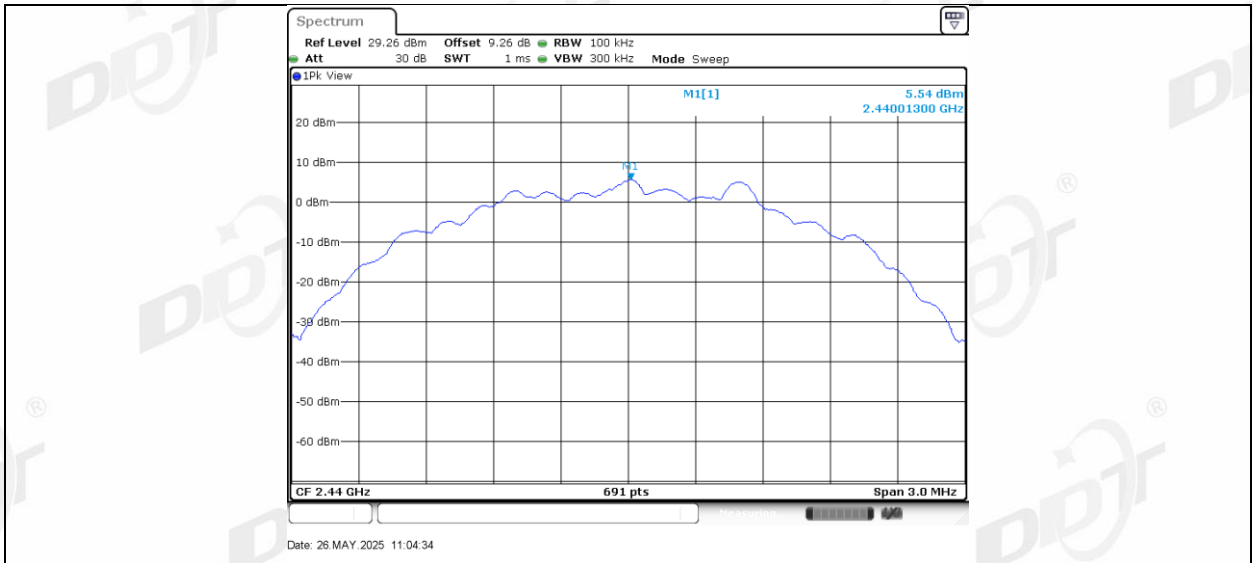
BLE 2M Right side 2404 30~1000



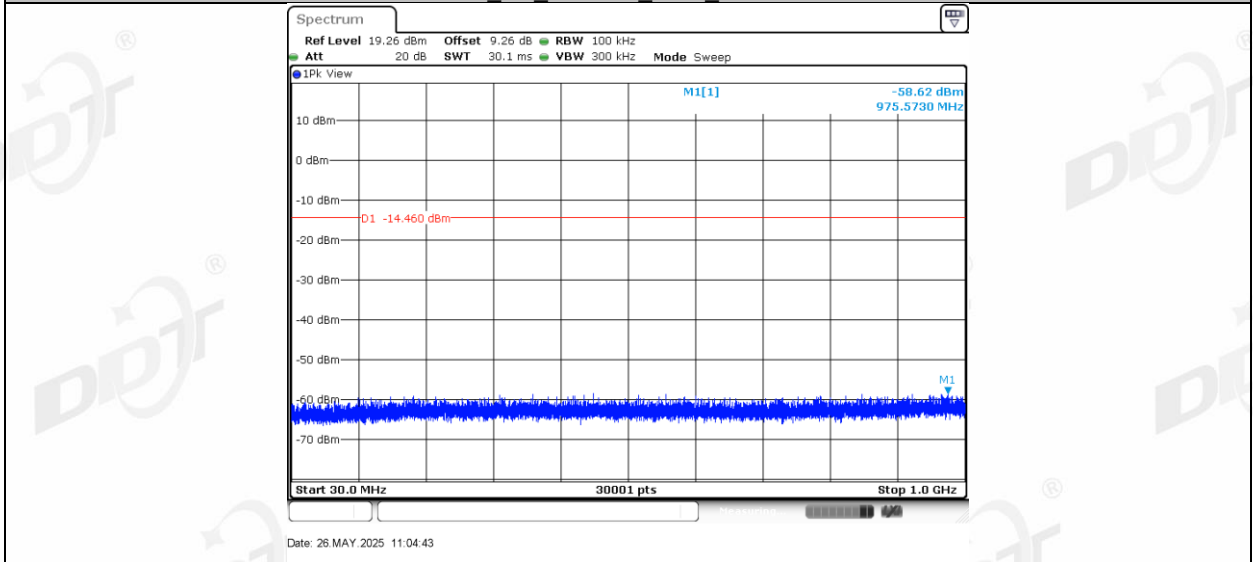
BLE 2M Right side 2404 1000~26500



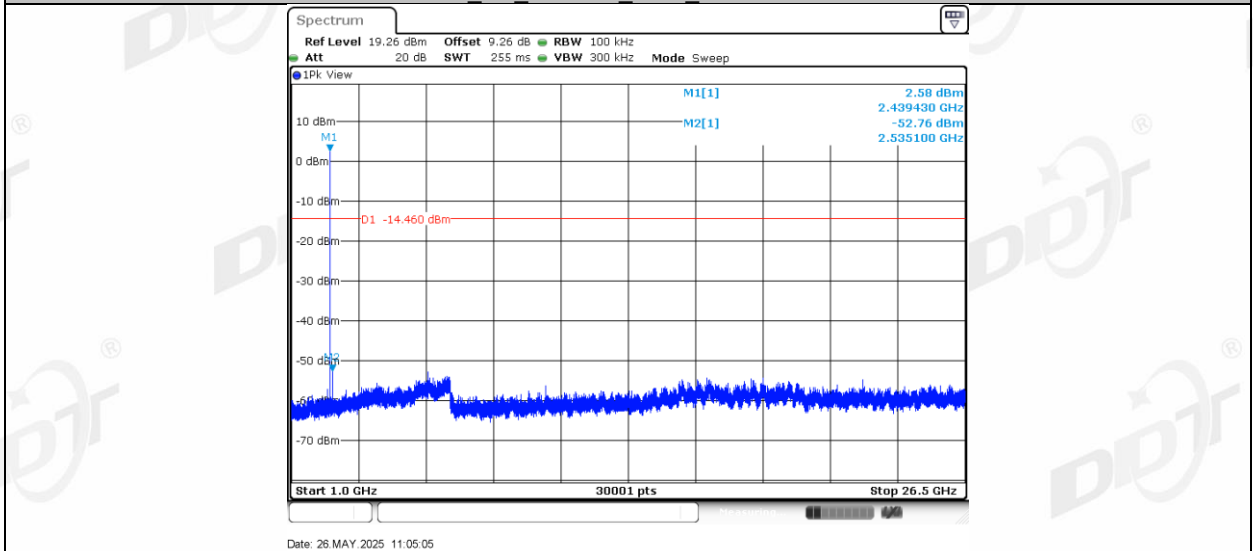
BLE 2M Left side 2440 0~Reference



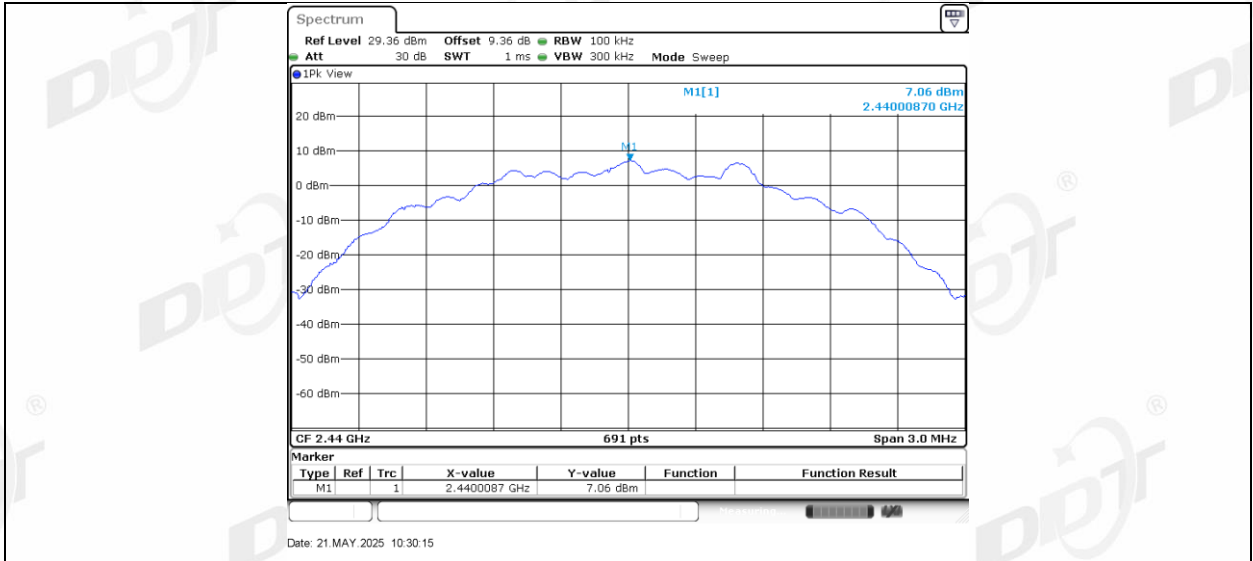
BLE 2M Left side 2440_30~1000



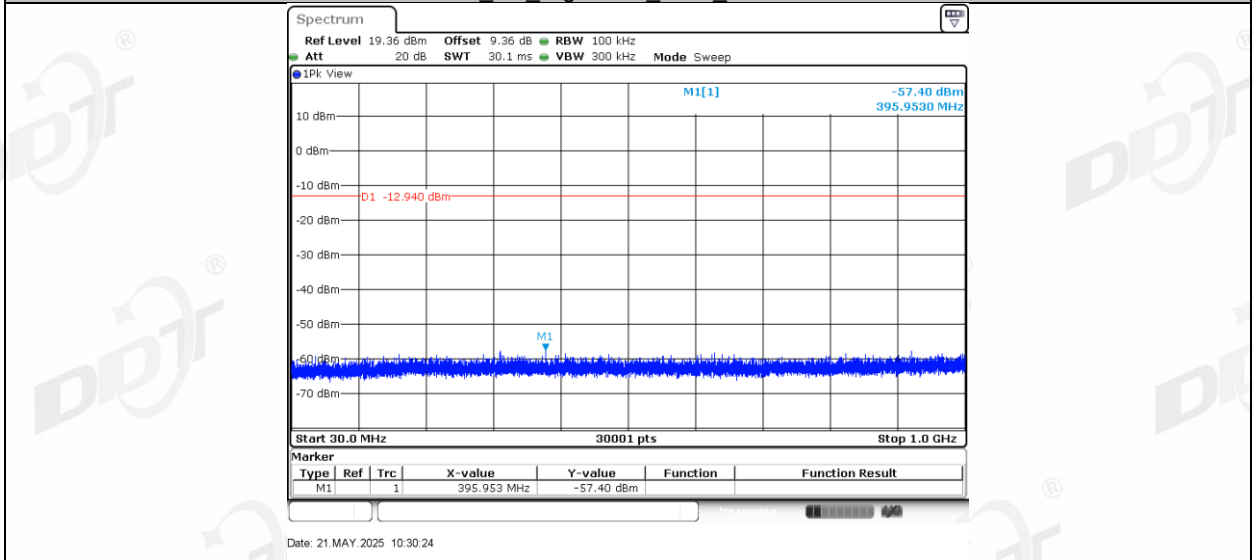
BLE 2M Left side 2440_1000~26500



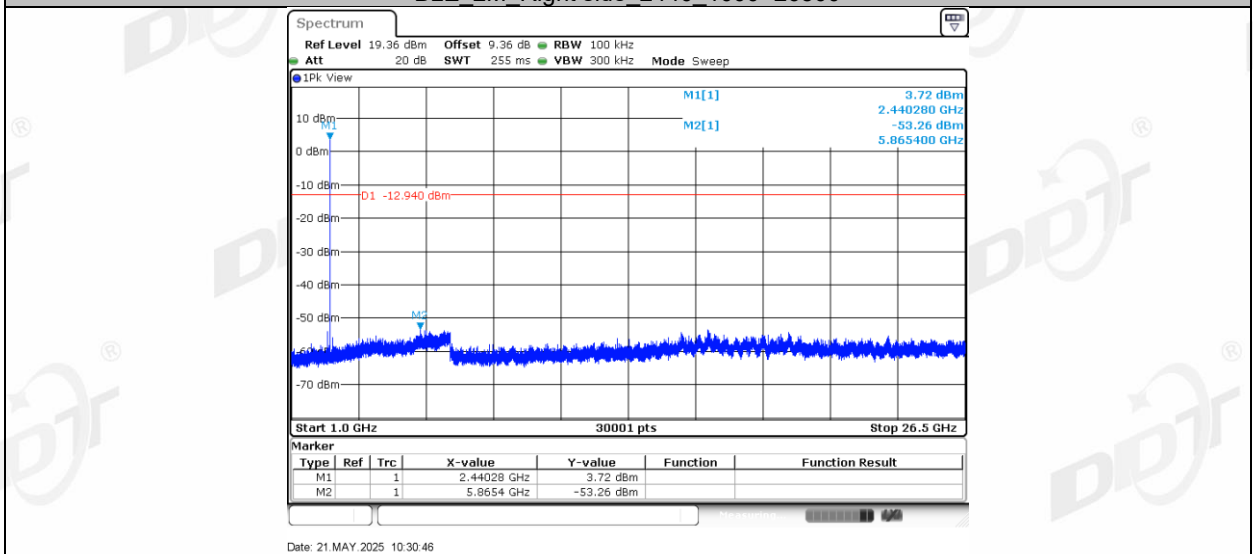
BLE 2M Right side 2440_0~Reference



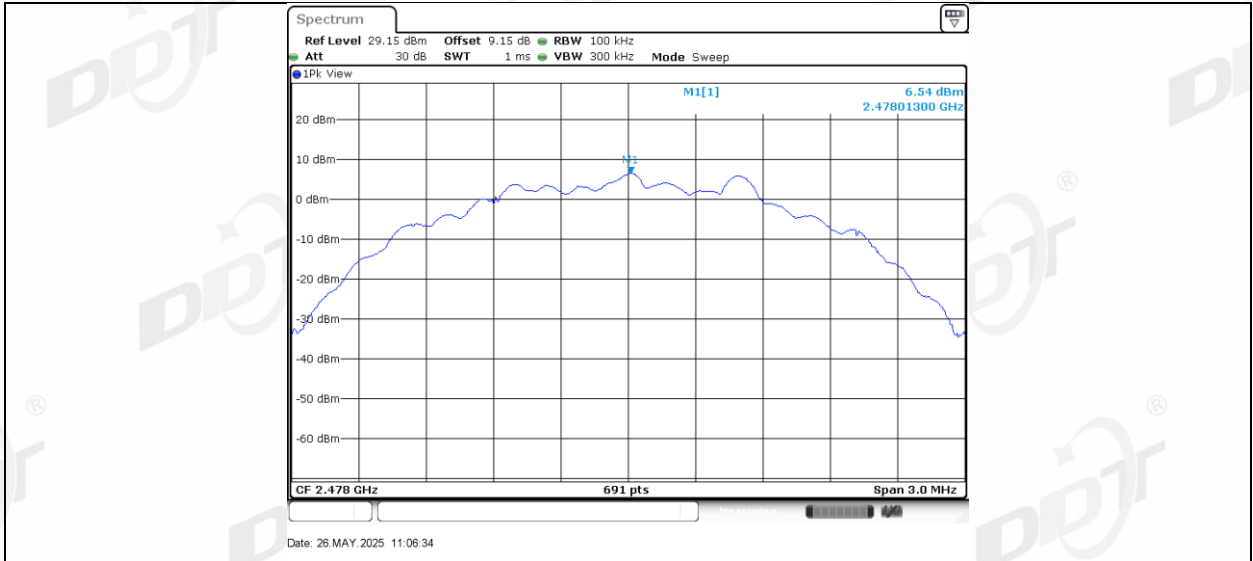
BLE 2M Right side 2440 30~1000



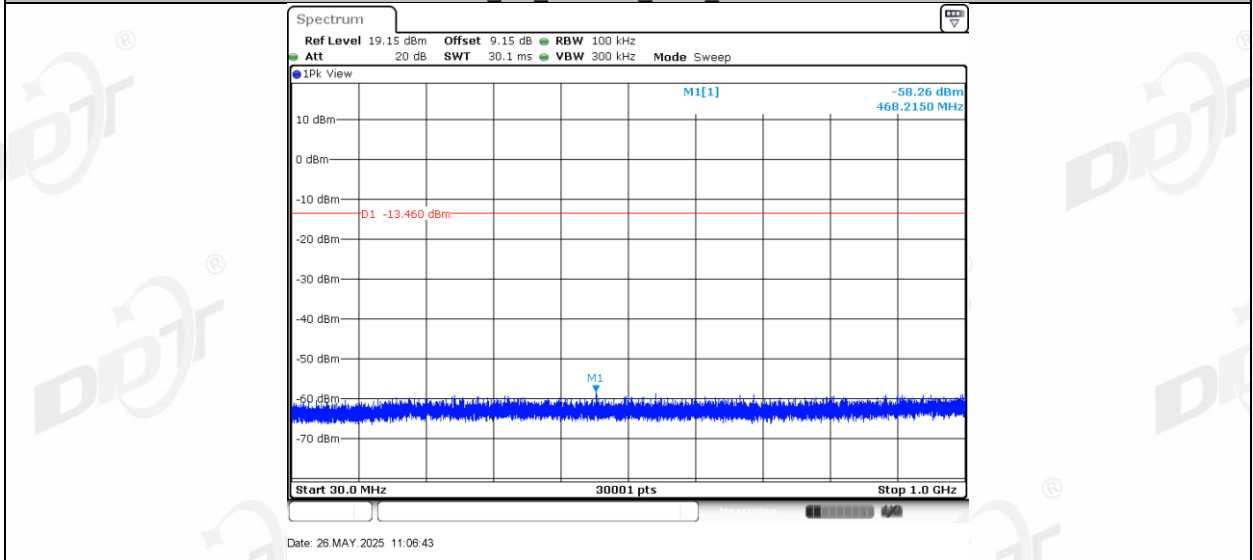
BLE 2M Right side 2440 1000~26500



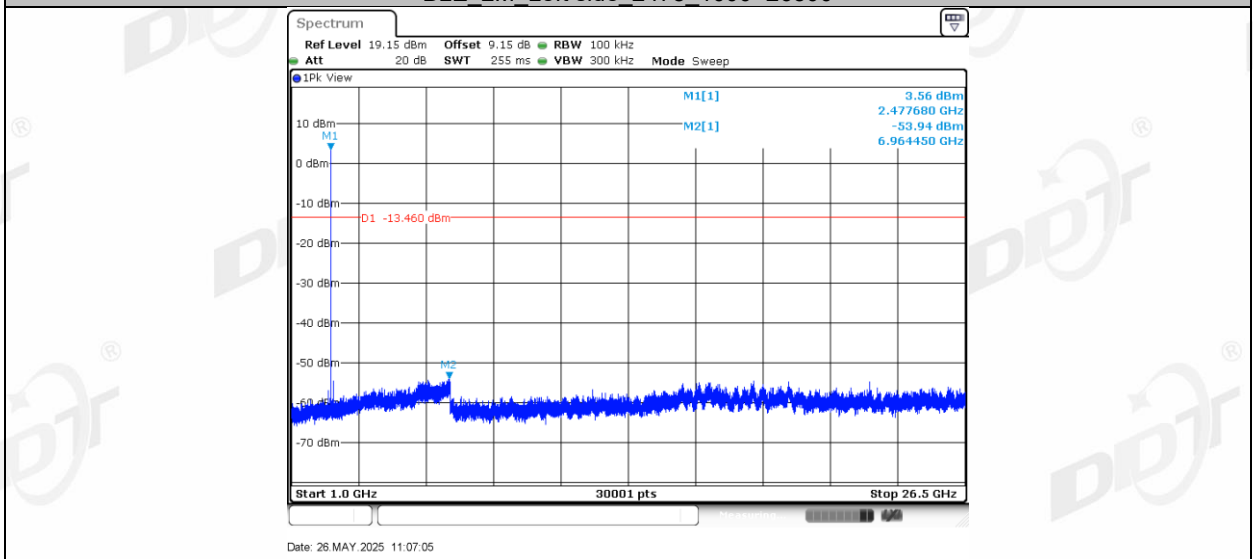
BLE 2M Left side 2478 0~Reference



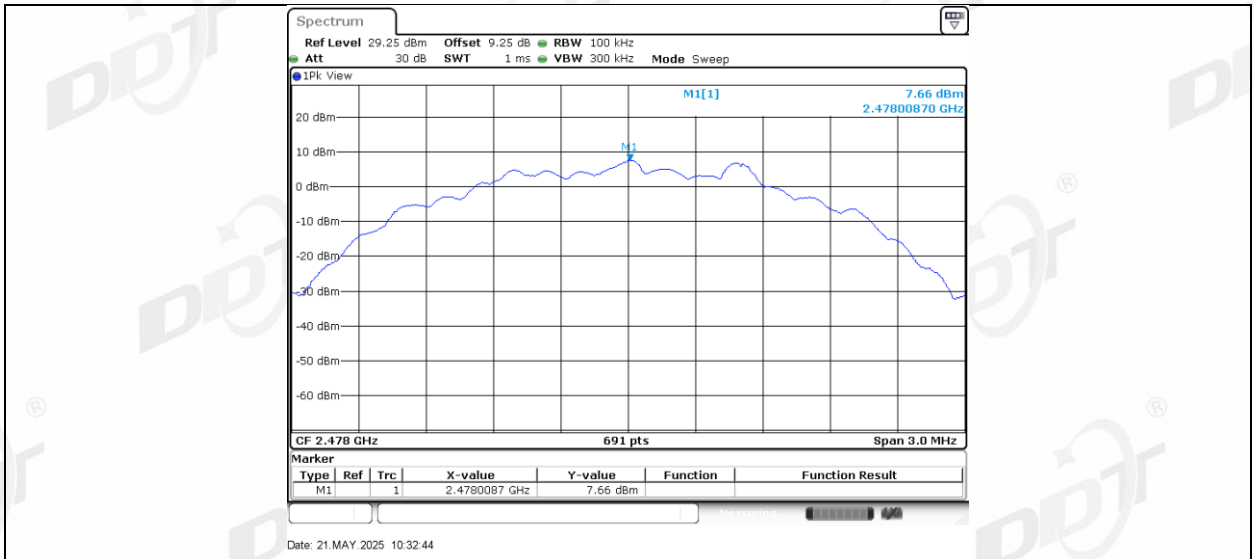
BLE 2M Left side 2478_30~1000



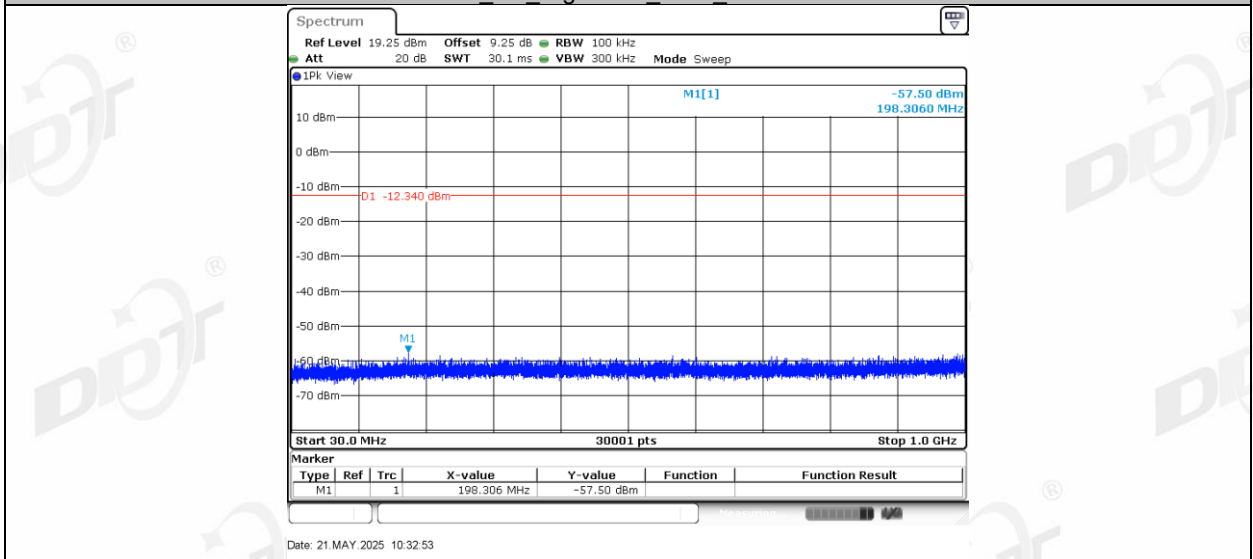
BLE 2M Left side 2478_1000~26500



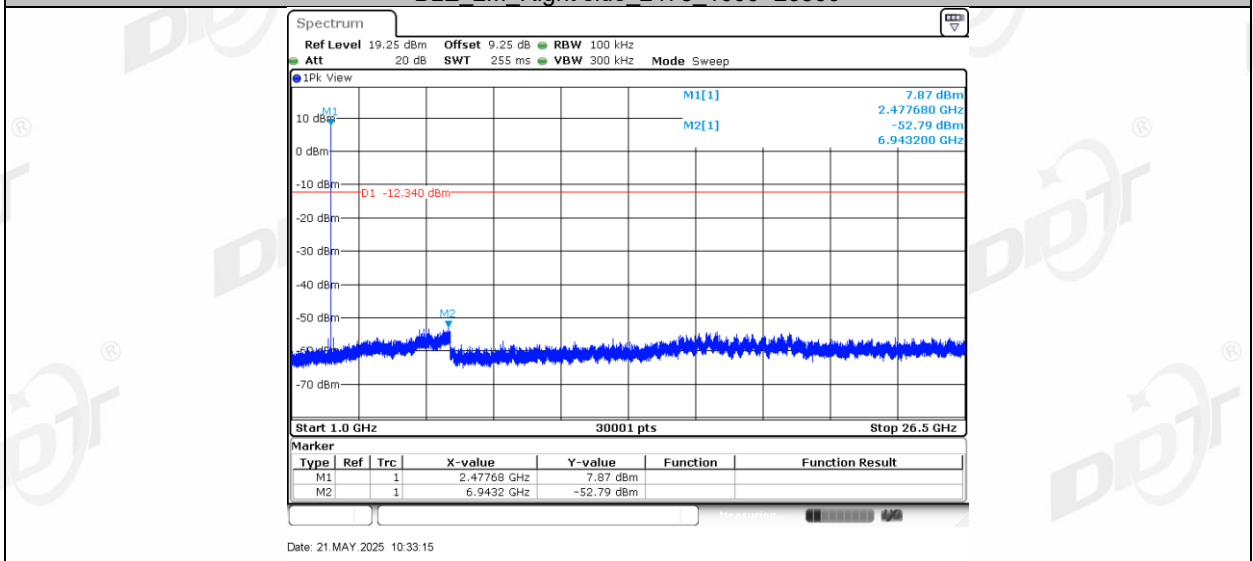
BLE 2M Right side 2478_0~Reference



BLE 2M Right side 2478 30~1000

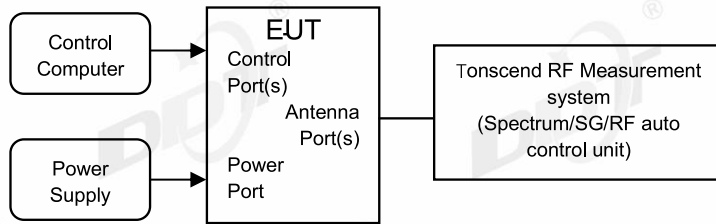


BLE 2M Right side 2478 1000~26500



10. Duty Cycle

10.1. Block diagram of test setup



10.2. Limit

Just for Report.

10.3. Test procedure

- (1) Connected the EUT's antenna port to the Spectrum Analyzer by suitable attenuator, The cable loss and attenuator loss have been put into spectrum analyzer as amplitude offset. set the Spectrum Analyzer as below:
 - Centre Frequency: The centre frequency of the middle hopping channel.
 - Resolution BW: 10 MHz.
 - Video BW: 10 MHz.
 - Span: Zero span.
 - Detector: Peak.
 - Trace Mode: Clear Write.
 - Sweep: Video Trigger
- (2) When the trace is complete, measure the sending time of 1 burst and the duty cycle of 1 burst cycle.
- (3) Calculate dwell time follow below formula:
Duty cycle= Pulse's on time / Burst cycle

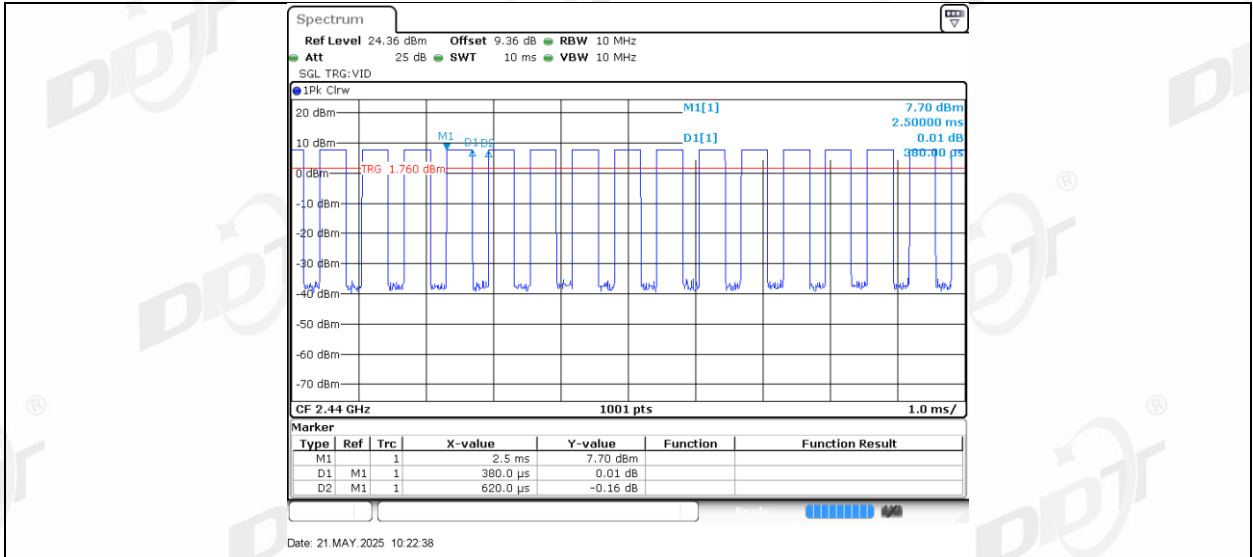
10.4. Test result

Test Engineer:	Zeng Zhongyao	Test Site:	RF Measurement System 3#
Ambient Condition:	23.1-25.3℃,37.4-46.7%RH	Test Date:	2025.05.20-2025.05.26
Test Power Supply:	Battery	Sample Number:	S25050922-013

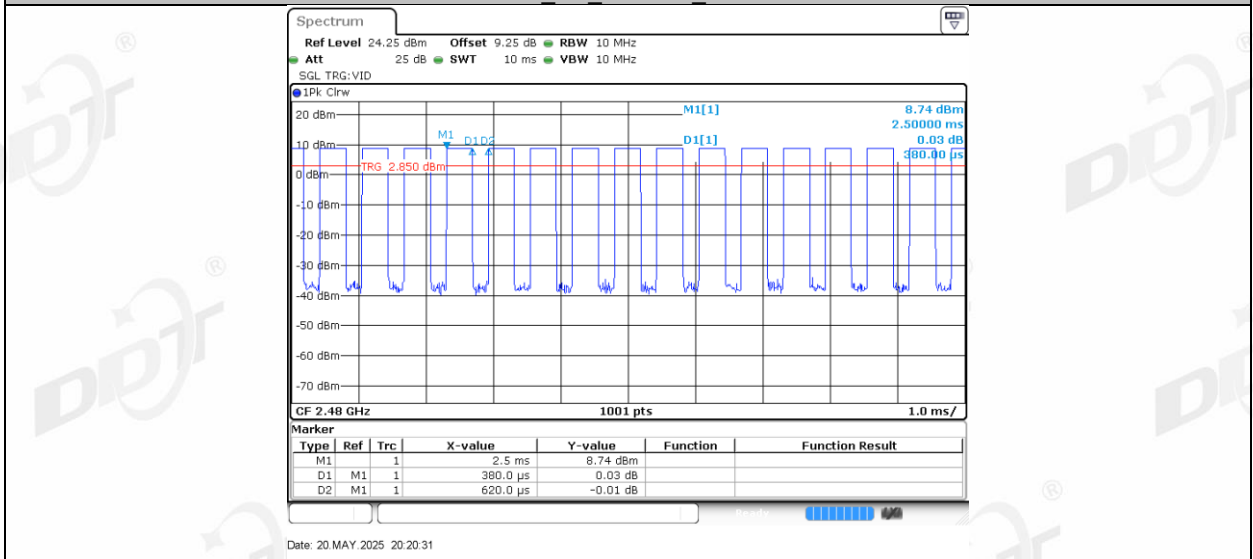
Test Mode	Antenna	Frequency [MHz]	ON Time [ms]	Period [ms]	Duty Cycle [%]	Duty Cycle Factor[dB]
BLE_1M	Left side	2402	0.38	0.62	61.29	2.13
	Right side	2402	0.38	0.62	61.29	2.13
	Left side	2440	0.38	0.62	61.29	2.13
	Right side	2440	0.38	0.62	61.29	2.13
	Left side	2480	0.38	0.62	61.29	2.13
	Right side	2480	0.38	0.62	61.29	2.13
BLE_2M	Left side	2404	1.07	1.87	57.22	2.42
	Right side	2404	1.07	1.87	57.22	2.42
	Left side	2440	1.07	1.87	57.22	2.42
	Right side	2440	1.07	1.87	57.22	2.42
	Left side	2478	1.07	1.87	57.22	2.42
	Right side	2478	1.07	1.87	57.22	2.42

10.5. Test graphs

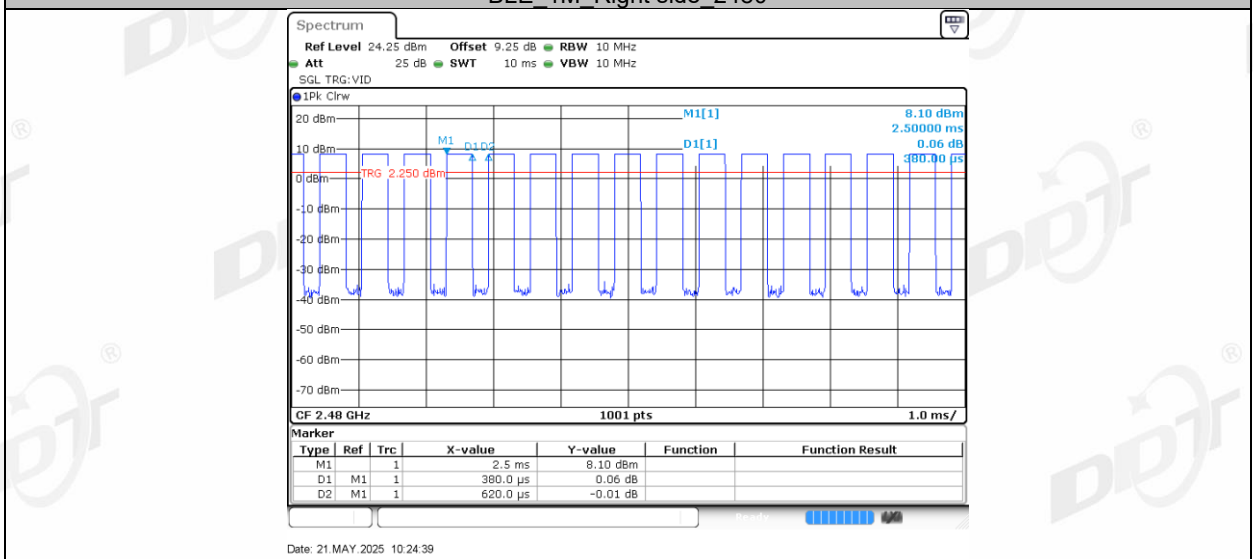




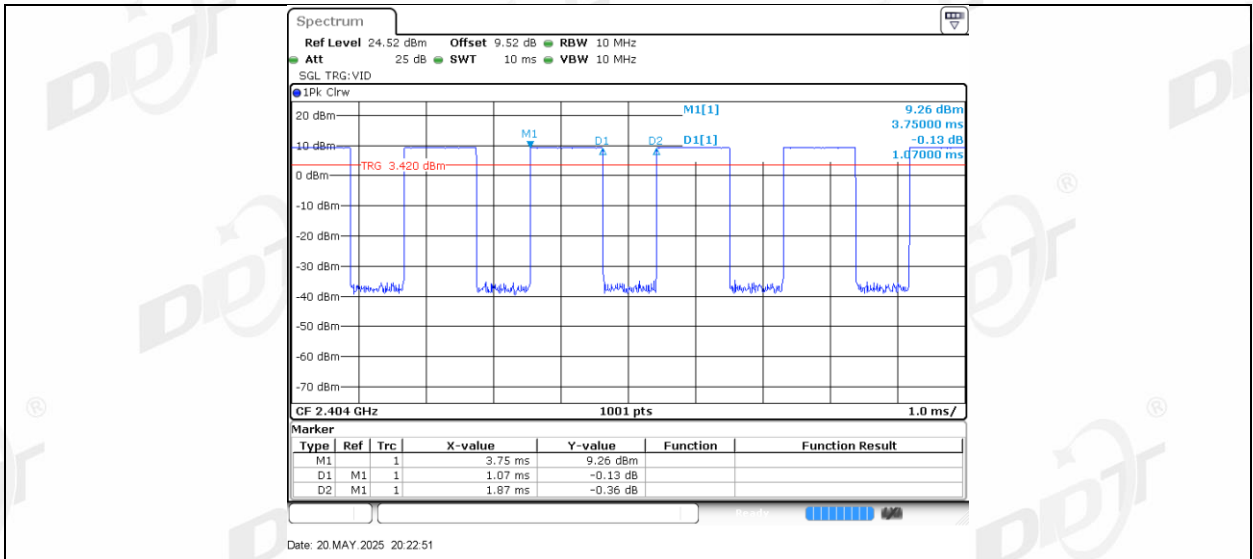
BLE_1M Left side 2480



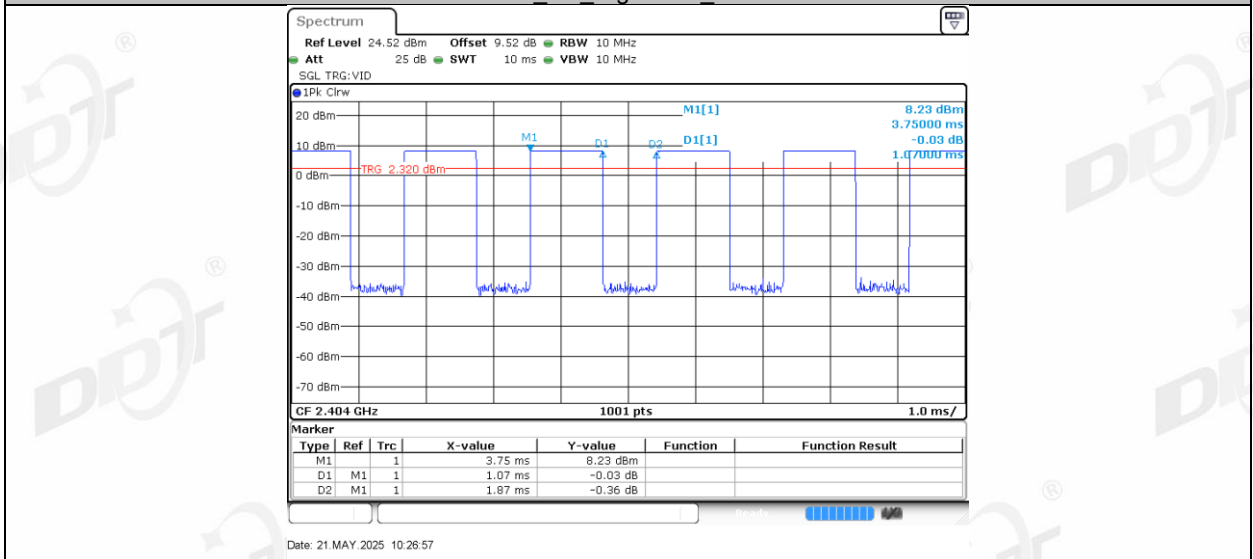
BLE_1M Right side 2480



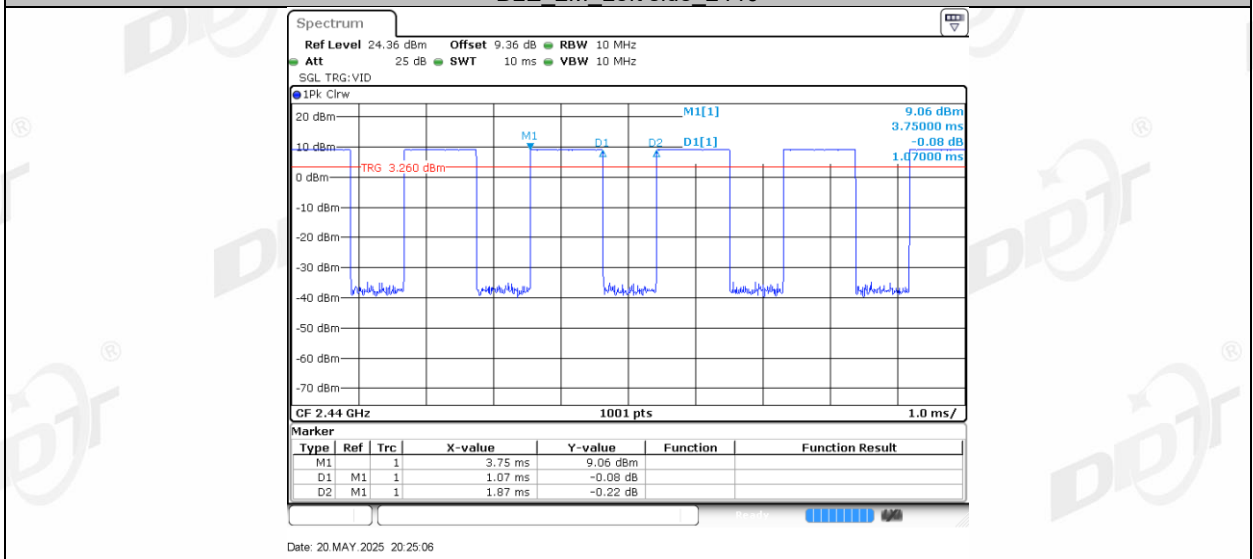
BLE_2M Left side 2404



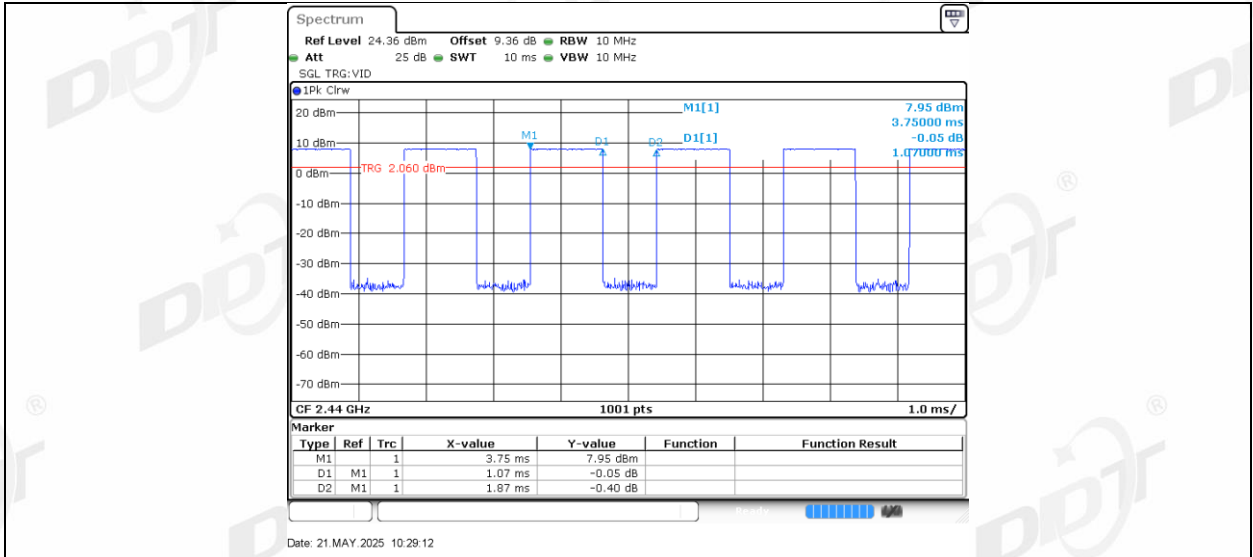
BLE 2M Right side 2404



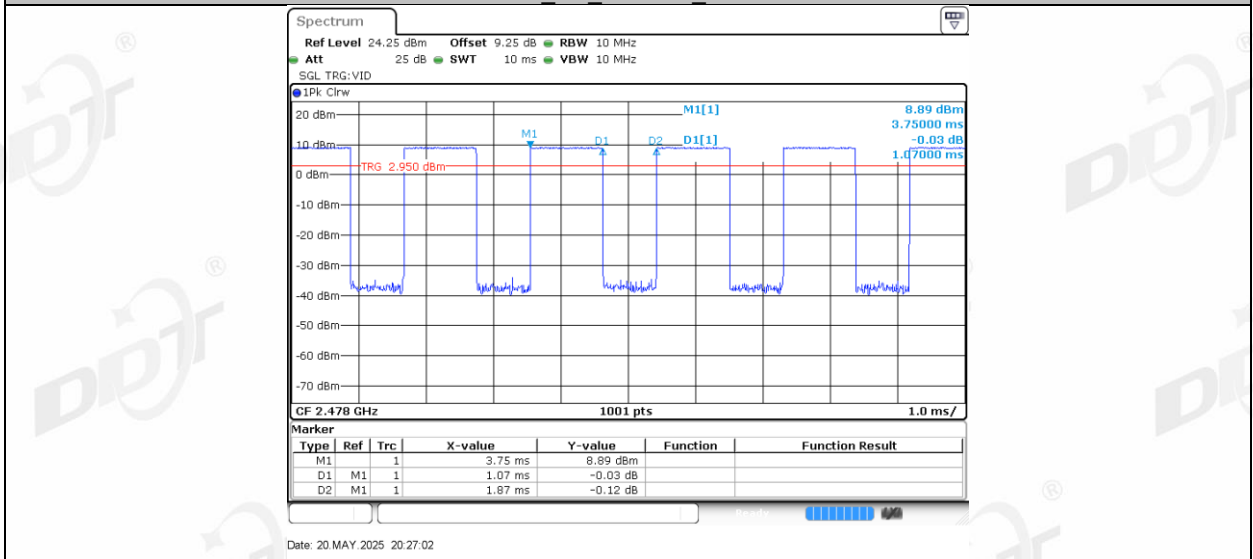
BLE 2M Left side 2440



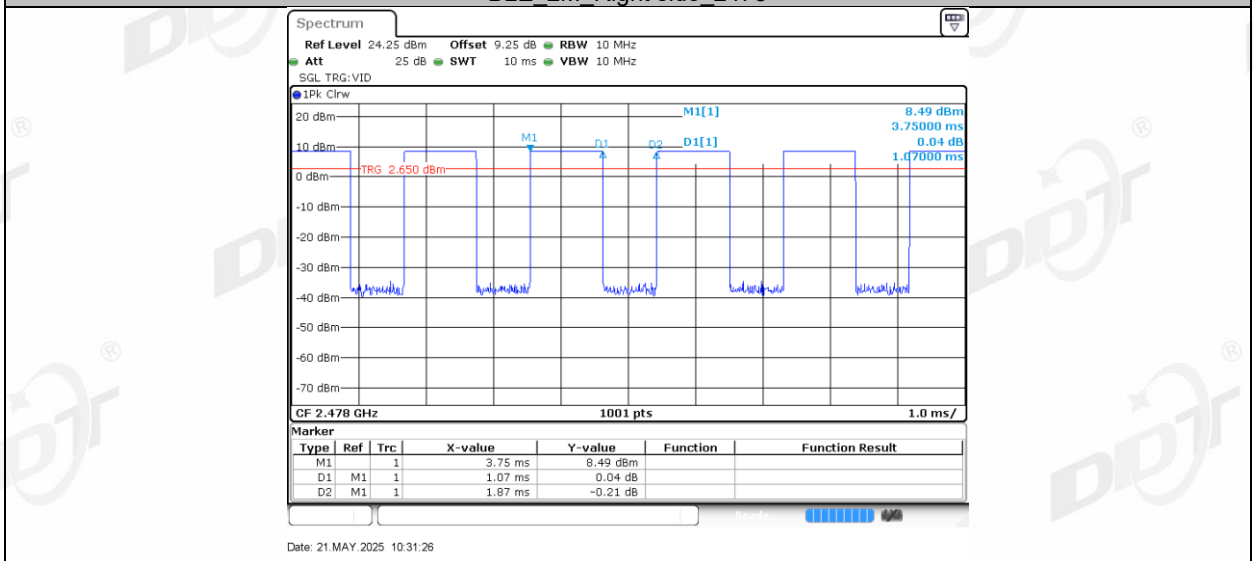
BLE 2M Right side 2440



BLE_2M_Left side_2478



BLE_2M_Left side_2478



BLE_2M_Right side_2478

11. Antenna Requirements

11.1. Limit

For intentional device, according to FCC 47 CFR Section 15.203, an intentional radiator shall be designed to ensure that no antenna other than that furnished by the responsible party shall be used with the device. And according to FCC 47 CFR Section 15.247 (b), if transmitting antennas of directional gain greater than 6 dBi are used, the power shall be reduced by the amount in dB that the directional gain of the antenna exceeds 6 dBi.

For intentional device, according to RSS-Gen issue 5 section 6.8.

The applicant for equipment certification shall provide a list of all antenna types that may be used with the transmitter, where applicable (i.e. for transmitters with detachable antenna), indicating the maximum permissible antenna gain (in dBi) and the required impedance for each antenna. The test report shall demonstrate the compliance of the transmitter with the limit for maximum equivalent isotropically radiated power (e.i.r.p.) specified in the applicable RSS, when the transmitter is equipped with any antenna type, selected from this list.

11.2. Result

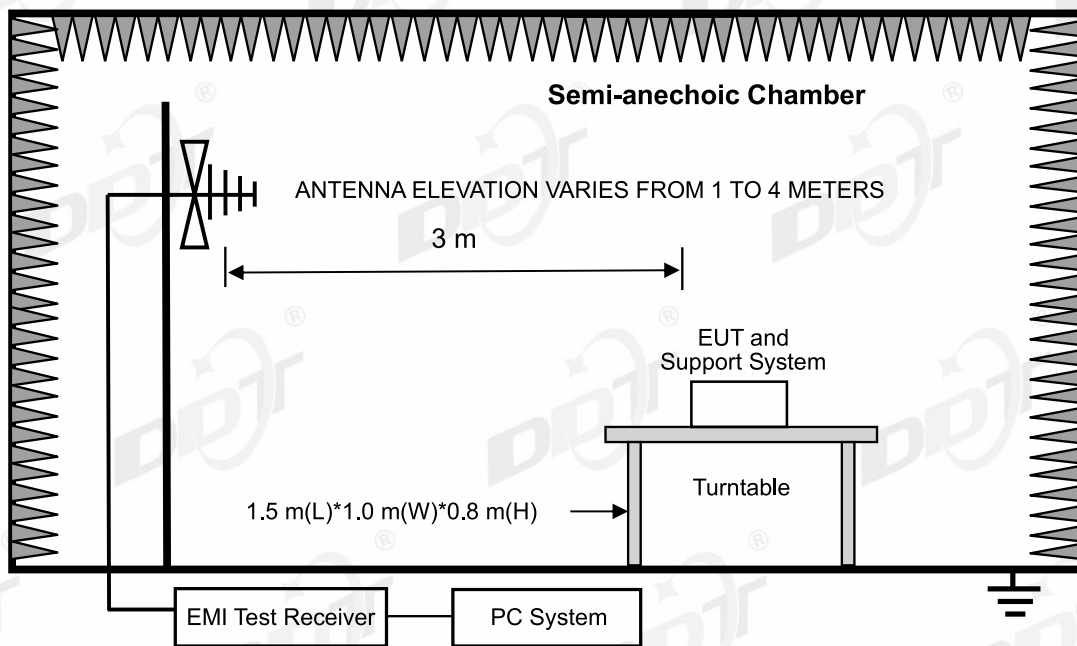
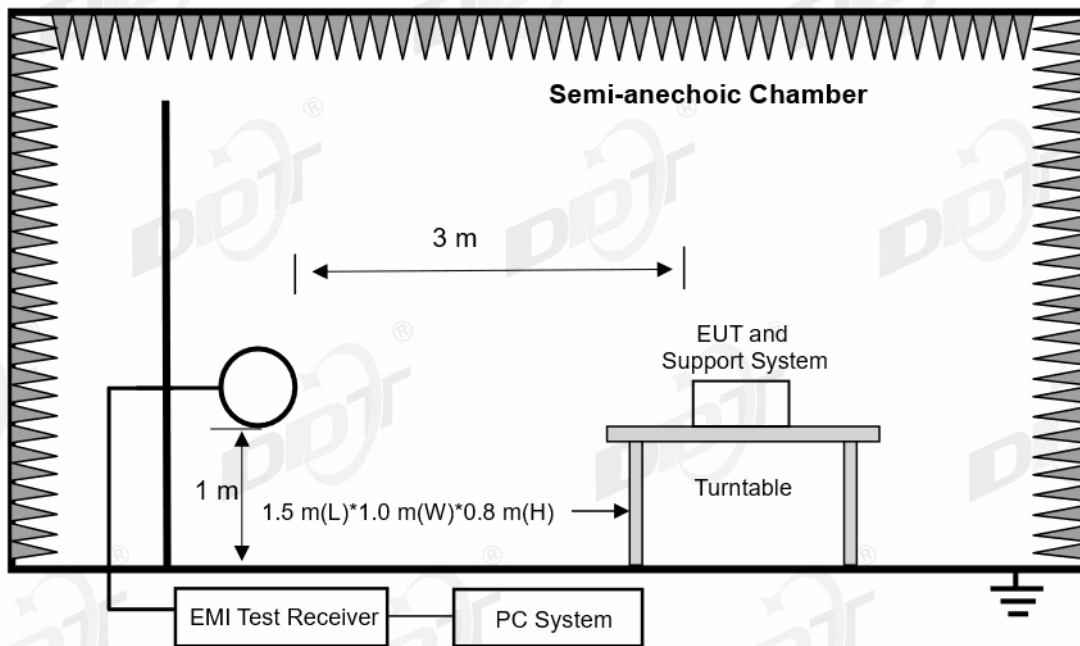
The antenna used for this product as Antenna information described in section 2.1 of the report, and there is no other antenna than that furnished by the responsible party shall be used with the device.

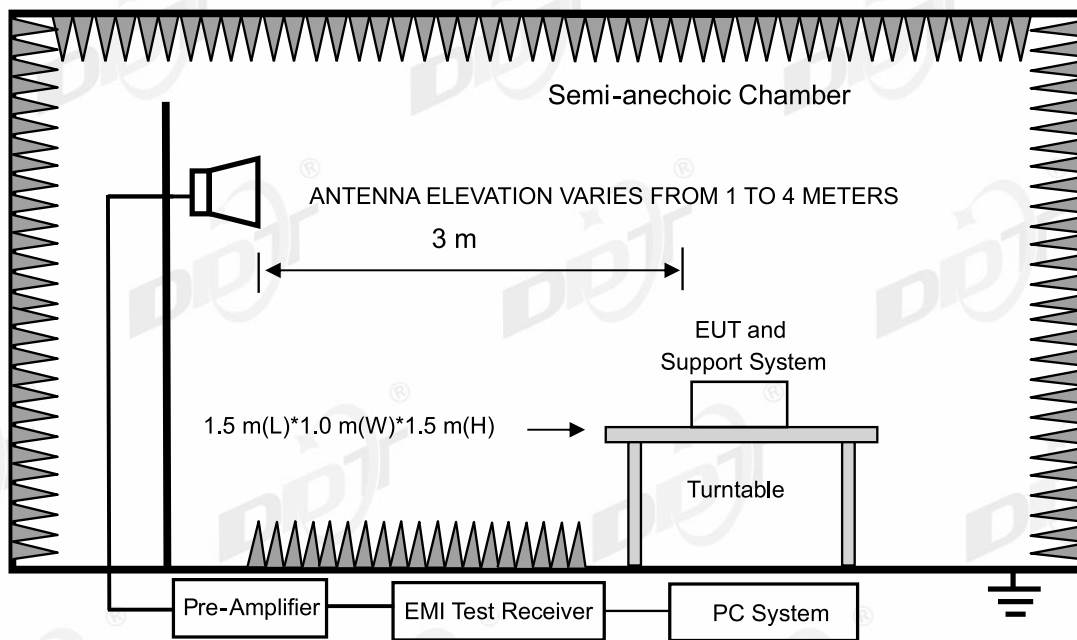
12. Radiated Emission

12.1. Test equipment

Equipment	Manufacturer	Model No.	Serial No.	Cal Due To
Micro-Tronics filters	REBES	BRM50702	DDT-ZC03242	/
RF Cable	N/A	W24.02 HL-562	DDT-ZC04022	2026/03/28
RF cable	Yuhu Technology	JCTB810-NJ-NJ-9M	DDT-ZC02538	2026/03/28
RF cable	Zhongke Junchuang	JCT26S-NJ-NJ-1.5M	DDT-ZC02762	2026/03/28
RF cable	Yuhu Technology	ZT26S-SMAJ-SMAJ-1M	DDT-ZC02037	2026/03/28
RF Cable	N/A	W13.02 AP1-X2	DDT-ZC04023	2026/03/28
Pre-amplifier	COM-POWER	PAM-840A	DDT-ZC01693	2026/03/28
Pre-amplifier	COM-POWER	PAM-118A	DDT-ZC01293	2025/08/25
High pass filter	Micro-Tronics	HPM50102	DDT-ZC00561	2026/03/28
EMI TEST RECEIVER	R&S	ESU26	DDT-ZC01909	2026/03/28
High pass filter	Micro-Tronics	HPM50108	DDT-ZC00560	2026/03/28
High Pass filter	Xi'an Xingbo	XBLBQ-GTA67	DDT-ZC02179	2026/03/28
Micro-Tronics filters	REBES	BRM50716	DDT-ZC03240	/
Broad-Band Horn Antenna	Schwarzbeck	BBHA 9170	DDT-ZC00506	2027/04/01
Trilog Broadband Antenna	Schwarzbeck	VULB 9163	DDT-ZC02050	2025/07/11
Hochgewinn-Hornantenne	SCHWARZBEC K	BBHA 9120 D	DDT-ZC02129	2025/09/18
Active Loop Antenna	Schwarzbeck	FMZB1519	DDT-ZC00524	2025/09/11
PSA Series Spectrum Analyzer	Agilent	E4447A	DDT-ZC00517	2026/03/28

12.2. Block diagram of test setup





12.3. Limits

(1) FCC 15.205 Restricted frequency band

MHz	MHz	MHz	GHz
0.090-0.110	16.42-16.423	399.9-410	4.5-5.15
10.495-0.505	16.69475-16.69525	608-614	5.35-5.46
2.1735-2.1905	16.80425-16.80475	960-1240	7.25-7.75
4.125-4.128	25.5-25.67	1300-1427	8.025-8.5
4.1772&4.17775	37.5-38.25	1435-1626.5	9.0-9.2
4.2072&4.20775	73-74.6	1645.5-1646.5	9.3-9.5
6.215-6.218	74.8-75.2	1660-1710	10.6-12.7
6.26775-6.26825	108-121.94	1718.8-1722.2	13.25-13.4
6.31175-6.31225	123-138	2200-2300	14.47-14.5
8.291-8.294	149.9-150.05	2310-2390	15.35-16.2
8.362-8.366	156.52475-156.52525	2483.5-2500	17.7-21.4
8.37625-8.38675	156.7-156.9	2690-2900	22.01-23.12
8.41425-8.41475	162.0125-167.17	3260-3267	23.6-24.0
12.29-12.293	167.72-173.2	3332-3339	31.2-31.8
12.51975-12.52025	240-285	3345.8-3358	36.43-36.5
12.57675-12.57725	322-335.4	3600-4400	(²)
13.36-13.41			

¹Until February 1, 1999, this restricted band shall be 0.490-0.510 MHz

²Above 38.6

RSS-Gen section 8.10 Restricted frequency bands*

MHz	MHz	MHz	GHz
0.090-0.110	12.51975-12.52025	240-285	3.5-4.4
0.495-0.505	12.57675-12.57725	322-335.4	4.5-5.15
2.1735-2.1905	13.36-13.41	399.9-410	5.35-5.46
3.020-3.026	16.42-16.423	608-614	7.25-7.75
4.125-4.128	16.69475-16.69525	960-1427	8.025-8.5
4.1772&4.17775	16.80425-16.80475	1435-1626.5	9.0-9.2
4.2072&4.20775	25.5-25.67	1645.5-1646.5	9.3-9.5
5.677-5.683	37.5-38.25	1660-1710	10.6-12.7
6.215-6.218	73-74.6	1718.8-1722.2	13.25-13.4
6.26775-6.26825	74.8-75.2	2200-2300	14.47-14.5
6.31175-6.31225	108-138	2310-2390	15.35-16.2
8.291-8.294	149.9-150.05	2483.5-2500	17.7-21.4
8.362-8.366	156.52475-156.52525	2655-2900	22.01-23.12
8.37625-8.38675	156.7-156.9	3260-3267	23.6-24.0
8.41425-8.41475	162.0125-167.17	3332-3339	31.2-31.8
12.29-12.293	167.72-173.2	3345.8-3358	36.43-36.5
			Above 38.6

* Certain frequency bands listed in table and in bands above 38.6 GHz are designated for licence-exempt applications. These frequency bands and the requirements that apply to related devices are set out in the 200 and 300 series of RSSs.

(2) FCC 15.209 Limit & RSS-Gen section 8.9 Limit

FREQUENCY	DISTANCE	FIELD STRENGTHS LIMIT	
		uV/m	dBuV/m
MHz	Meters		
0.009 ~ 0.490	300	2400/F(kHz)	67.6-20log(F)
0.490 ~ 1.705	30	24000/F(kHz)	87.6-20log(F)
1.705 ~ 30.0	30	30	29.54
30~88	3	100	40.0
88~216	3	150	43.5
216~960	3	200	46.0
960~1000	3	500	54.0
Above 1000	3	74.0 dBuV/m(Peak)	
		54.0 dBuV/m(Average)	

Note:

(1) The emission limits shown in the above table are based on measurements employing a CISPR QP detector except for the frequency bands 9 - 90 kHz, 110 - 490 kHz and above 1000 MHz, radiated emissions limits in these three bands are based on measurements employing an average detector.

(2) At frequencies below 30 MHz, measurement may be performed at a distance closer than that specified, and the limit at closer measurement distance can be extrapolated by below formula:

$$\text{Limit}_{3m}(\text{dBuV/m}) = \text{Limit}_{30m}(\text{dBuV/m}) + 40\text{Log}(30m/3m)$$

(3) Limit for this EUT

The emissions appearing within 15.205 restricted frequency bands shall not exceed the limits shown in 15.209, and the emissions appearing within RSS-Gen section 8.10 Restricted frequency bands shall not exceed the limits shown in RSS-Gen section 8.9, all the other emissions shall be at least 20 dB below the fundamental emissions or comply with 15.209 limits and RSS-Gen section 8.9 limits.

12.4. Assistant equipment used for test

Assistant equipment	Manufacturer	Model number	Description	other
/	/	/	/	/

12.5. Test procedure

(1) EUT was placed on a non-metallic table, 80 cm above the ground plane inside a semi-anechoic chamber for below 1G and 150 cm above the ground plane inside a fully-anechoic chamber for above 1G.

(2) Test antenna was located 3 m from the EUT on an adjustable mast, and the antenna used as below table.

Test frequency range	Test antenna used	Test antenna distance
9 kHz - 30 MHz	Active Loop antenna	3 m
30 MHz - 1 GHz	Trilog Broadband Antenna	3 m
1 GHz - 18 GHz	Double Ridged Horn Antenna(1 GHz-18 GHz)	3 m
18 GHz - 40 GHz	Horn Antenna(18 GHz-40 GHz)	1 m

According ANSI C63.10:2013 clause 6.4.6 and 6.5.3, for measurements below 30 MHz, Antenna was located 3 m from EUT, the loop antenna was positioned in three antenna orientations (parallel, perpendicular, and round-parallel), for each measurement antenna alignment, the EUT shall be rotated through 0° to 360° on a turntable, and the lowest height of the magnetic antenna shall be 1 m above the ground. For measurement above 30MHz, the trilog Broadband Antenna or Horn Antenna was located 3m from EUT, Measurements were made with the antenna positioned in both the horizontal and vertical planes of Polarization, and the measurement antenna was varied from 1 m to 4 m. in height above the reference ground plane to obtain the maximum signal strength.

(3) Below pre-scan procedure was first performed in order to find prominent frequency spectrum radiated emissions from 9 kHz to 25 GHz:

(a) Scanning the peak frequency spectrum with the antenna specified in step (3), and the EUT was rotated 360 degree, the antenna height was varied from 1 m to 4 m (Except loop antenna, it's fixed 1 m above ground.)

(b) Change work frequency or channel of device if practicable.

- (c) Change modulation type of device if practicable.
- (d) Change power supply range from 85% to 115% of the rated supply voltage
- (e) Rotated EUT though three orthogonal axes to determine the attitude of EUT arrangement produces highest emissions.

Spectrum frequency from 9 kHz to 25 GHz (tenth harmonic of fundamental frequency) was investigated, and no any obvious emission were detected from 18 GHz to 25 GHz, so below final test was performed with frequency range from 9 kHz to 18 GHz.

(4) For final emissions measurements at each frequency of interest, the EUT was rotated and the antenna height was varied between 1 m and 4 m in order to maximize the emission. Measurements in both horizontal and vertical polarities were made and the data was recorded. In order to find the maximum emission, the relative positions of equipment and all of the interface cables were changed according to ANSI C63.10:2013 on Radiated Emission test.

(5) The emissions from 9 kHz to 1 GHz were measured based on CISPR QP detector except for the frequency bands 9 - 90 kHz, 110 - 490 kHz, for emissions from 9 kHz - 90 kHz, 110 kHz - 490 kHz and above 1 GHz were measured based on average detector, for emissions above 1 GHz, peak emissions also be measured and need comply with Peak limit.

(6) The emissions from 9 kHz to 1 GHz, QP or average values were measured with EMI receiver with below RBW.

Frequency band	RBW
9 kHz - 150 kHz	200 Hz
150 kHz - 30 MHz	9 kHz
30 MHz - 1 GHz	120 kHz

(7) For emissions above 1GHz, both Peak and Average level were measured with Spectrum Analyzer, and the RBW is set at 1 MHz, VBW is set at 3 MHz for Peak measure; According ANSI C63.10:2013 clause 4.1.4.2.2 procedure for average measure.

(8) For portable device, X axis, Y axis, Z axis are tested, and worse setup is reported.

(9) According exploratory test, the emission levels are 20 dB below the limit detected from 9 kHz to 30 MHz and 18 GHz to 25 GHz, so the final test was performed with frequency range from 30 MHz to 18 GHz and recorded in below.

(10) For 30 MHz ~ 25 GHz: (Scan with all mode, the worst case is reported)

(11) For emissions below 1 GHz, according exploratory explorer test, when change Tx mode and channel, have no distinct influence on emissions level, so for emissions below 1 GHz, the final test was only performed with EUT working in worst mode.

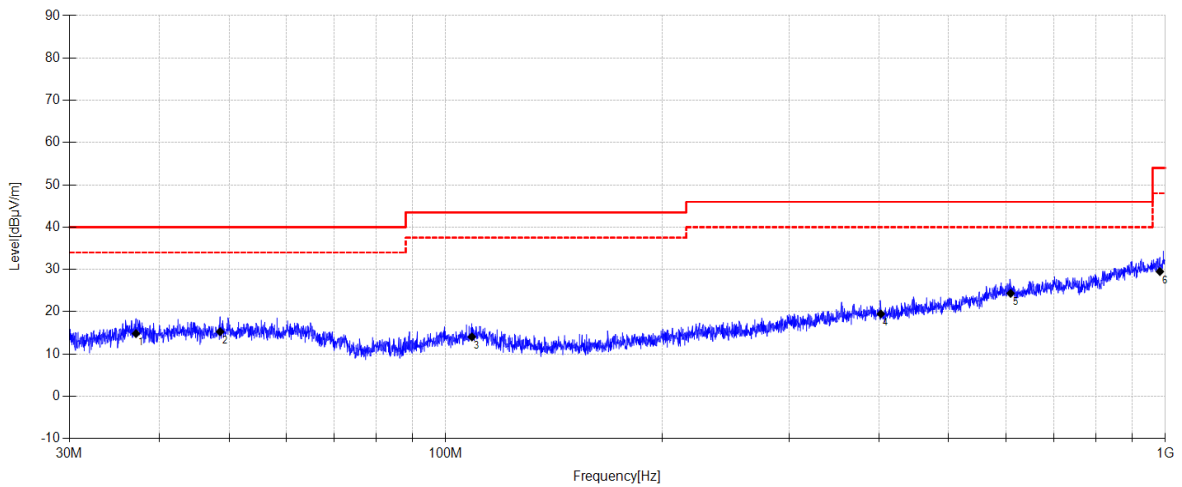
12.6. Test result

PASS. (See below detailed test result)

12.7. Test data

TR-4-E-009 Radiated Emission Test Result

Test Date: 2025-05-29 **Tested By:** Lin Guoyuan
EUT: BLUETOOTH HEADSET **Model Number:** ENDURANCE PEAK 4
Test Mode: TX BLE 1M 2480MHz Mode **Power Supply:** Battery
Condition: Temp:24.1°C;Humi:48.4% **Test Site:** DDT 3# Chamber
File Path: d:\ts\2025 report date\Q25050922-1E\FCC Below 1G L\20250529-193544_H
Memo: Sample Number: S25052922-011 Left side



Final Data List

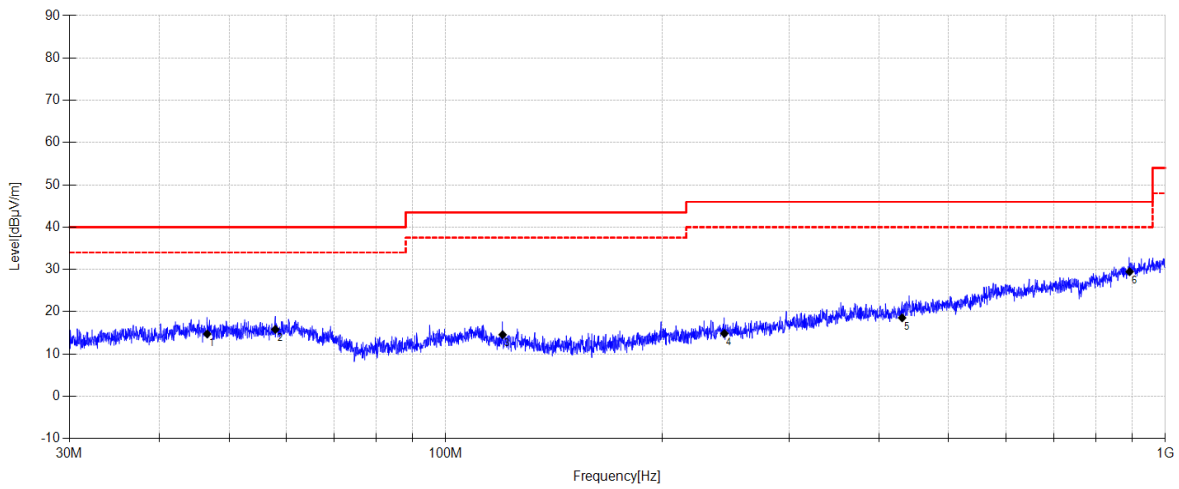
NO.	Freq. [MHz]	Reading [dBμV/m]	Antenna Factor [dB]	Cable Loss [dB]	Result [dBμV/m]	Limit [dBμV/m]	Margin [dB]	Detector	Polarity
1	37.127	30.47	11.66	3.80	14.83	40.00	25.17	QP	Horizontal
2	48.599	30.04	12.46	3.87	15.27	40.00	24.73	QP	Horizontal
3	108.771	28.94	11.94	4.27	14.04	43.50	29.46	QP	Horizontal
4	402.476	30.15	15.15	5.63	19.48	46.00	26.52	QP	Horizontal
5	609.554	30.08	19.36	6.40	24.34	46.00	21.66	QP	Horizontal
6	982.623	30.27	22.00	7.41	29.50	54.00	24.50	QP	Horizontal

Note:

1. Result Level = Reading + Cable loss + Antenna Factor + AMP
2. If Peak Result complies with QP limit, QP Result is deemed to comply with QP limit.
3. Test setup: RBW: 120 kHz, VBW: 300 kHz, Sweep time: auto.

TR-4-E-009 Radiated Emission Test Result

Test Date: 2025-05-29 **Tested By:** Lin Guoyuan
EUT: BLUETOOTH HEADSET **Model Number:** ENDURANCE PEAK 4
Test Mode: TX BLE 1M 2480MHz Mode **Power Supply:** Battery
Condition: Temp:24.1°C;Humi:48.4% **Test Site:** DDT 3# Chamber
File Path: d:\ts\2025 report date\Q25050922-1E\FCC Below 1G L\20250529-193604_V
Memo: Sample Number: S25052922-011 Left side

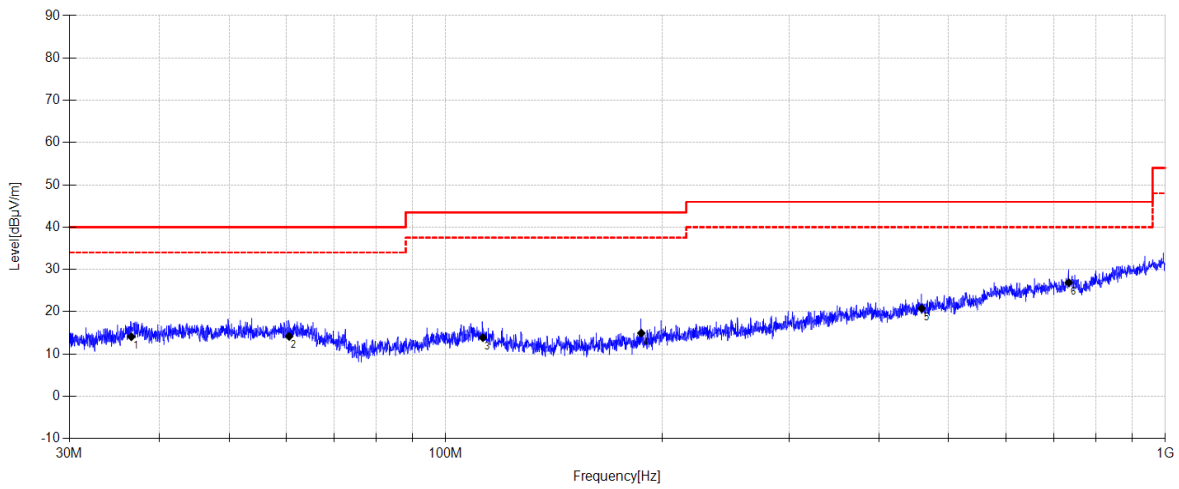


Final Data List									
NO.	Freq. [MHz]	Reading [dBµV/m]	Antenna Factor [dB]	Cable Loss [dB]	Result [dBµV/m]	Limit [dBµV/m]	Margin [dB]	Detector	Polarity
1	46.630	29.24	12.74	3.86	14.74	40.00	25.26	QP	Vertical
2	57.992	30.19	12.79	3.94	15.82	40.00	24.18	QP	Vertical
3	119.991	31.36	10.00	4.33	14.57	43.50	28.93	QP	Vertical
4	243.959	29.63	11.56	4.96	14.86	46.00	31.14	QP	Vertical
5	430.802	28.63	15.66	5.74	18.56	46.00	27.44	QP	Vertical
6	891.998	31.45	21.44	7.18	29.47	46.00	16.53	QP	Vertical

- Note:
1. Result Level = Reading + Cable loss + Antenna Factor + AMP
 2. If Peak Result complies with QP limit, QP Result is deemed to comply with QP limit.
 3. Test setup: RBW: 120 kHz, VBW: 300 kHz, Sweep time: auto.

TR-4-E-009 Radiated Emission Test Result

Test Date: 2025-05-29 **Tested By:** Lin Guoyuan
EUT: BLUETOOTH HEADSET **Model Number:** ENDURANCE PEAK 4
Test Mode: TX BLE 2M 2478MHz Mode **Power Supply:** Battery
Condition: Temp:24.1°C;Humi:48.4% **Test Site:** DDT 3# Chamber
File Path: d:\ts\2025 report date\Q25050922-1E\FCC Below 1G L\20250529-193650_H
Memo: Sample Number: S25052922-011 Left side

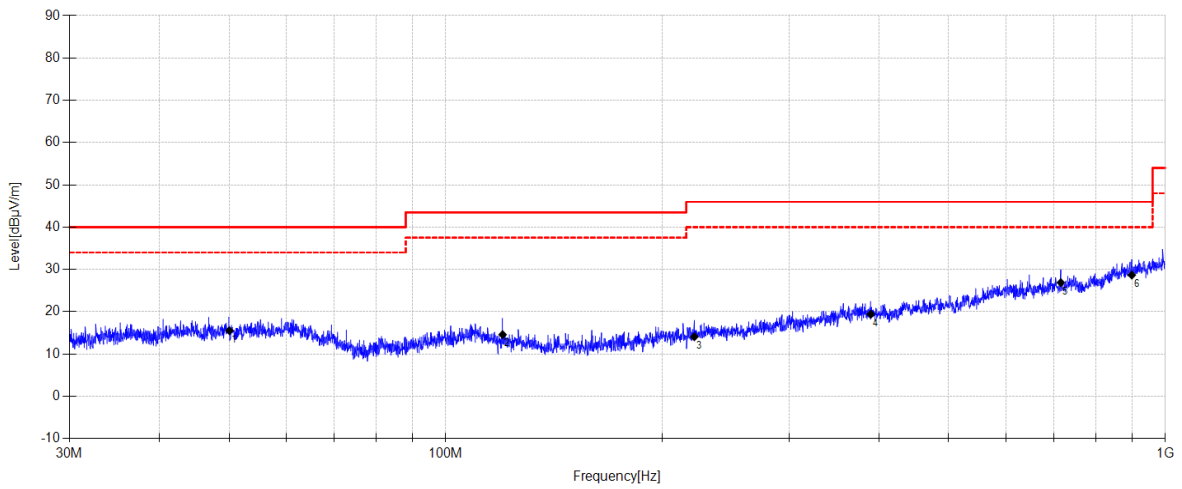


Final Data List									
NO.	Freq. [MHz]	Reading [dBµV/m]	Antenna Factor [dB]	Cable Loss [dB]	Result [dBµV/m]	Limit [dBµV/m]	Margin [dB]	Detector	Polarity
1	36.585	29.6	11.78	3.80	14.08	40.00	25.92	QP	Horizontal
2	60.611	28.75	12.56	3.96	14.17	40.00	25.83	QP	Horizontal
3	112.652	29.26	11.44	4.29	13.88	43.50	29.62	QP	Horizontal
4	187.027	31.65	9.79	4.69	14.94	43.50	28.56	QP	Horizontal
5	458.542	30.5	15.93	5.84	20.79	46.00	25.21	QP	Horizontal
6	734.022	31.48	19.98	6.78	26.90	46.00	19.10	QP	Horizontal

- Note:
1. Result Level = Reading + Cable loss + Antenna Factor + AMP
 2. If Peak Result complies with QP limit, QP Result is deemed to comply with QP limit.
 3. Test setup: RBW: 120 kHz, VBW: 300 kHz, Sweep time: auto.

TR-4-E-009 Radiated Emission Test Result

Test Date: 2025-05-29 **Tested By:** Lin Guoyuan
EUT: BLUETOOTH HEADSET **Model Number:** ENDURANCE PEAK 4
Test Mode: TX BLE 2M 2478MHz Mode **Power Supply:** Battery
Condition: Temp:24.1°C;Humi:48.4% **Test Site:** DDT 3# Chamber
File Path: d:\ts\2025 report date\Q25050922-1E\FCC Below 1G L\20250529-193710_V
Memo: Sample Number: S25052922-011 Left side



Final Data List

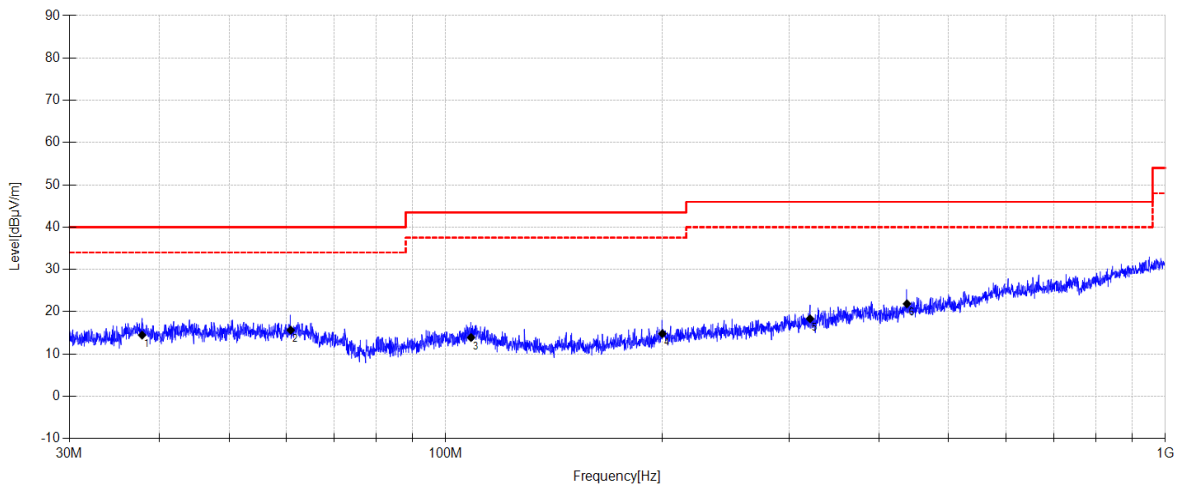
NO.	Freq. [MHz]	Reading [dBμV/m]	Antenna Factor [dB]	Cable Loss [dB]	Result [dBμV/m]	Limit [dBμV/m]	Margin [dB]	Detector	Polarity
1	50.051	29.81	12.95	3.88	15.54	40.00	24.46	QP	Vertical
2	119.991	31.38	10.00	4.33	14.59	43.50	28.91	QP	Vertical
3	221.614	29.37	11.10	4.86	14.09	46.00	31.91	QP	Vertical
4	389.701	29.5	15.77	5.58	19.41	46.00	26.59	QP	Vertical
5	715.725	32.39	19.20	6.73	26.89	46.00	19.11	QP	Vertical
6	898.275	30.39	21.66	7.20	28.68	46.00	17.32	QP	Vertical

Note:

1. Result Level = Reading + Cable loss + Antenna Factor + AMP
2. If Peak Result complies with QP limit, QP Result is deemed to comply with QP limit.
3. Test setup: RBW: 120 kHz, VBW: 300 kHz, Sweep time: auto.

TR-4-E-009 Radiated Emission Test Result

Test Date: 2025-05-29 **Tested By:** Lin Guoyuan
EUT: BLUETOOTH HEADSET **Model Number:** ENDURANCE PEAK 4
Test Mode: TX BLE 1M 2441MHz Mode **Power Supply:** Battery
Condition: Temp:24.1°C;Humi:48.4% **Test Site:** DDT 3# Chamber
File Path: d:\ts\2025 report date\Q25050922-1E\FCC Below 1G R\20250529-194457_H
Memo: Sample Number: S25052922-011 Right side



Final Data List

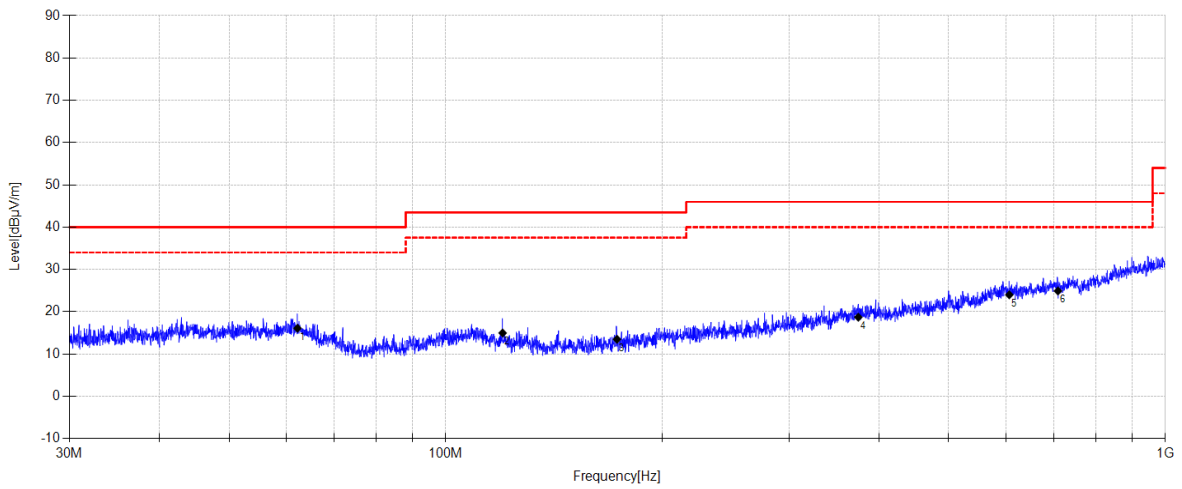
NO.	Freq. [MHz]	Reading [dBμV/m]	Antenna Factor [dB]	Cable Loss [dB]	Result [dBμV/m]	Limit [dBμV/m]	Margin [dB]	Detector	Polarity
1	37.863	30.32	11.44	3.81	14.47	40.00	25.53	QP	Horizontal
2	60.909	30.34	12.44	3.97	15.65	40.00	24.35	QP	Horizontal
3	108.467	29.02	11.73	4.27	13.91	43.50	29.59	QP	Horizontal
4	200.050	30.44	10.80	4.76	14.80	43.50	28.70	QP	Horizontal
5	320.909	30.53	13.91	5.30	18.33	46.00	27.67	QP	Horizontal
6	437.499	31.53	16.05	5.76	21.87	46.00	24.13	QP	Horizontal

Note:

1. Result Level = Reading + Cable loss + Antenna Factor + AMP
2. If Peak Result complies with QP limit, QP Result is deemed to comply with QP limit.
3. Test setup: RBW: 120 kHz, VBW: 300 kHz, Sweep time: auto.

TR-4-E-009 Radiated Emission Test Result

Test Date: 2025-05-29 **Tested By:** Lin Guoyuan
EUT: BLUETOOTH HEADSET **Model Number:** ENDURANCE PEAK 4
Test Mode: TX BLE 1M 2441MHz Mode **Power Supply:** Battery
Condition: Temp:24.1°C;Humi:48.4% **Test Site:** DDT 3# Chamber
File Path: d:\ts\2025 report date\Q25050922-1E\FCC Below 1G R\20250529-194516_V
Memo: Sample Number: S25052922-011 Right side



Final Data List

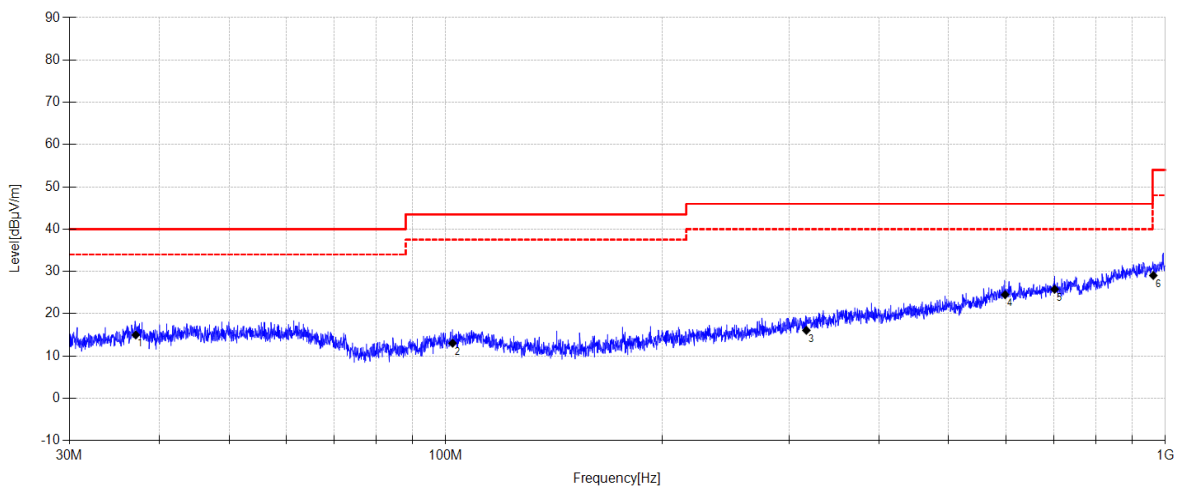
NO.	Freq. [MHz]	Reading [dBμV/m]	Antenna Factor [dB]	Cable Loss [dB]	Result [dBμV/m]	Limit [dBμV/m]	Margin [dB]	Detector	Polarity
1	62.247	30.52	12.70	3.97	16.09	40.00	23.91	QP	Vertical
2	119.991	31.76	10.00	4.33	14.97	43.50	28.53	QP	Vertical
3	173.023	30.46	9.59	4.61	13.49	43.50	30.01	QP	Vertical
4	374.434	29.18	15.45	5.52	18.71	46.00	27.29	QP	Vertical
5	606.995	29.95	19.16	6.39	24.00	46.00	22.00	QP	Vertical
6	709.231	30.56	19.11	6.71	24.92	46.00	21.08	QP	Vertical

Note:

1. Result Level = Reading + Cable loss + Antenna Factor + AMP
2. If Peak Result complies with QP limit, QP Result is deemed to comply with QP limit.
3. Test setup: RBW: 120 kHz, VBW: 300 kHz, Sweep time: auto.

TR-4-E-009 Radiated Emission Test Result

Test Date: 2025-05-29 **Tested By:** Lin Guoyuan
EUT: BLUETOOTH HEADSET **Model Number:** ENDURANCE PEAK 4
Test Mode: TX BLE 2M 2478MHz Mode **Power Supply:** Battery
Condition: Temp:24.1°C;Humi:48.4% **Test Site:** DDT 3# Chamber
File Path: d:\ts\2025 report date\Q25050922-1E\FCC Below 1G R\20250529-194328_H
Memo: Sample Number: S25052922-011 Right side



Final Data List

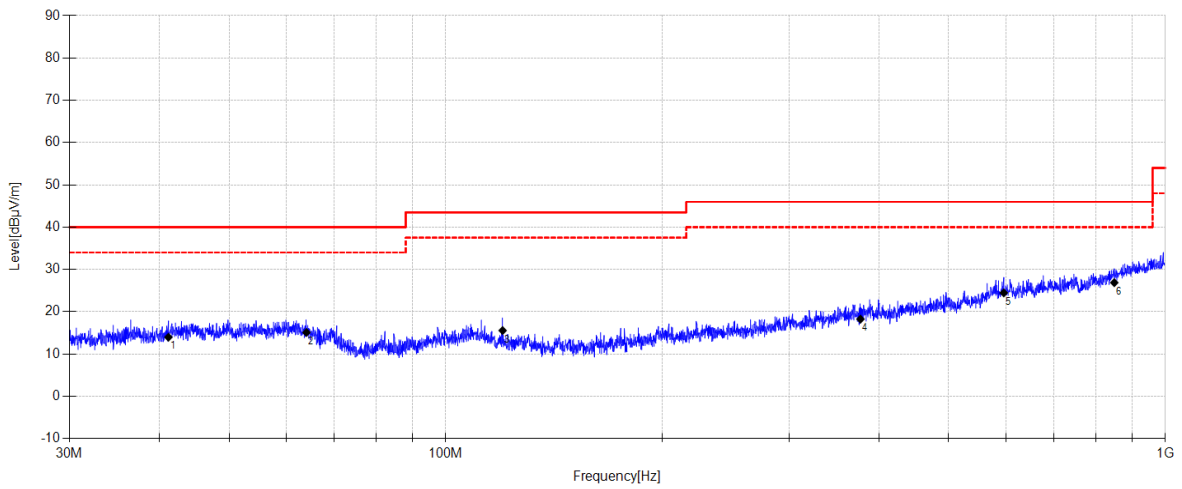
NO.	Freq. [MHz]	Reading [dBμV/m]	Antenna Factor [dB]	Cable Loss [dB]	Result [dBμV/m]	Limit [dBμV/m]	Margin [dB]	Detector	Polarity
1	37.101	30.61	11.67	3.80	14.98	40.00	25.02	QP	Horizontal
2	102.263	29.02	10.88	4.23	13.03	43.50	30.47	QP	Horizontal
3	317.106	28.48	13.71	5.29	16.07	46.00	29.93	QP	Horizontal
4	598.963	30.51	19.12	6.37	24.50	46.00	21.50	QP	Horizontal
5	701.811	30.94	19.64	6.69	25.78	46.00	20.22	QP	Horizontal
6	962.170	29.9	22.07	7.36	29.05	54.00	24.95	QP	Horizontal

Note:

1. Result Level = Reading + Cable loss + Antenna Factor + AMP
2. If Peak Result complies with QP limit, QP Result is deemed to comply with QP limit.
3. Test setup: RBW: 120 kHz, VBW: 300 kHz, Sweep time: auto.

TR-4-E-009 Radiated Emission Test Result

Test Date: 2025-05-29 **Tested By:** Lin Guoyuan
EUT: BLUETOOTH HEADSET **Model Number:** ENDURANCE PEAK 4
Test Mode: TX BLE 2M 2478MHz Mode **Power Supply:** Battery
Condition: Temp:24.1°C;Humi:48.4% **Test Site:** DDT 3# Chamber
File Path: d:\ts\2025 report date\Q25050922-1E\FCC Below 1G R\20250529-194348_V
Memo: Sample Number: S25052922-011 Right side



Final Data List

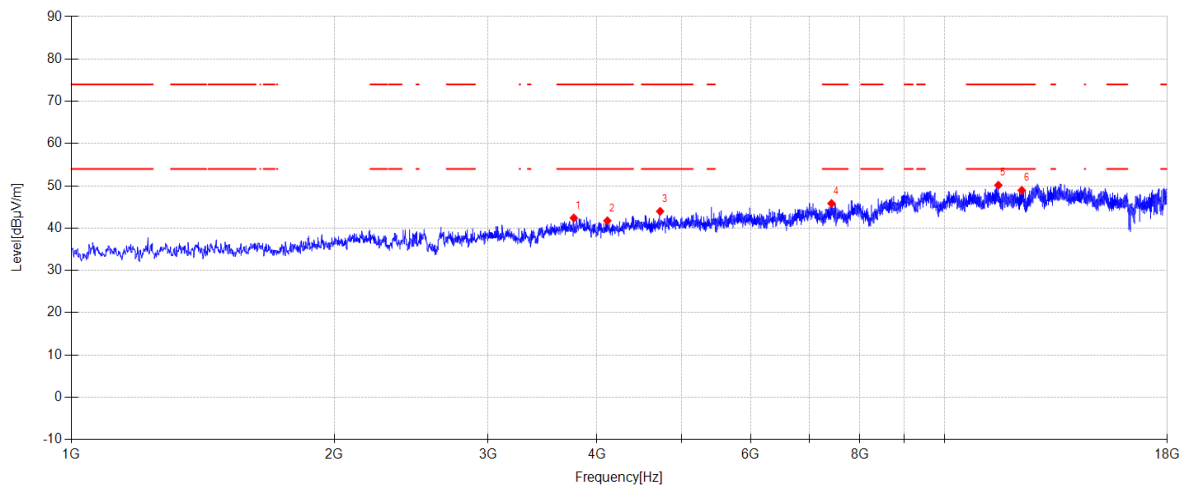
NO.	Freq. [MHz]	Reading [dBμV/m]	Antenna Factor [dB]	Cable Loss [dB]	Result [dBμV/m]	Limit [dBμV/m]	Margin [dB]	Detector	Polarity
1	41.187	28.71	12.53	3.83	13.97	40.00	26.03	QP	Vertical
2	64.063	29.93	12.29	3.98	15.10	40.00	24.90	QP	Vertical
3	119.991	32.34	10.00	4.33	15.55	43.50	27.95	QP	Vertical
4	377.068	28.72	15.44	5.53	18.25	46.00	27.75	QP	Vertical
5	596.448	30.69	18.92	6.36	24.47	46.00	21.53	QP	Vertical
6	849.274	29.41	21.20	7.07	26.88	46.00	19.12	QP	Vertical

Note:

1. Result Level = Reading + Cable loss + Antenna Factor + AMP
2. If Peak Result complies with QP limit, QP Result is deemed to comply with QP limit.
3. Test setup: RBW: 120 kHz, VBW: 300 kHz, Sweep time: auto.

TR-4-E-009 Radiated Emission Test Result

Test Date: 2025-05-29 **Tested By:** Lin Guoyuan
EUT: BLUETOOTH HEADSET **Model Number:** ENDURANCE PEAK 4
Test Mode: TX BLE 1M 2402MHz Mode **Power Supply:** Battery
Condition: Temp:24.1°C;Humi:48.4% **Test Site:** DDT 3# Chamber
File Path: d:\ts\2025 report date\Q25050922-1E\FCC Above 1G BLE L11
Memo: Sample Number: S25052922-011 Left side



Suspected Data List

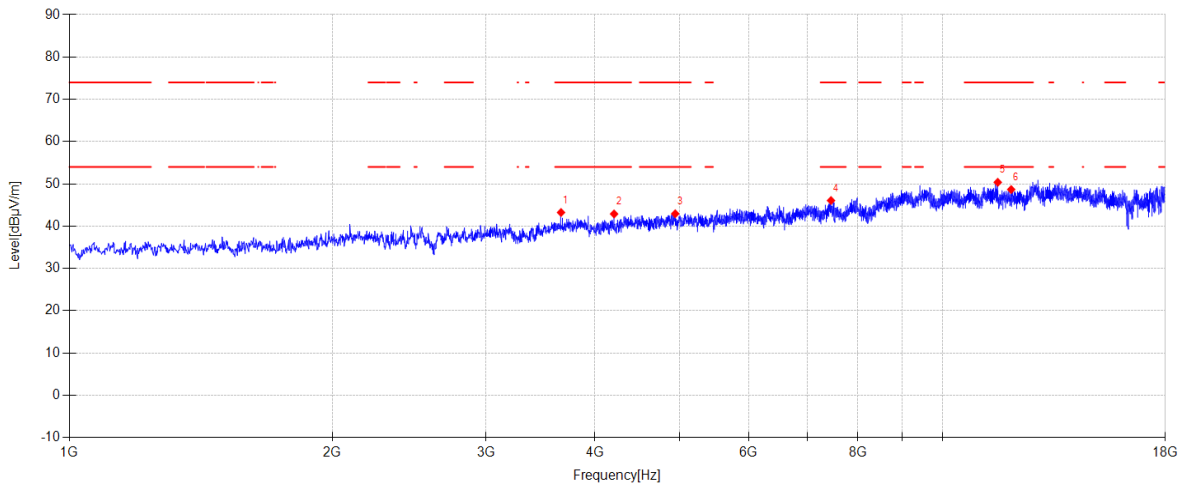
NO	Freq. [MHz]	Reading [dBμV/m]	Antenna Factor [dB]	Cable loss [dB]	AMP [dB]	Level [dBμV/m]	Limit [dBμV/m]	Margin [dB]	Detector	Polarity
1	3762.500	46.39	30.55	5.09	-39.62	42.41	74.00	31.59	PK	Horizontal
2	4111.000	45.18	31.12	5.12	-39.67	41.75	74.00	32.25	PK	Horizontal
3	4724.700	45.87	32.25	5.48	-39.62	43.98	74.00	30.02	PK	Horizontal
4	7424.300	43.15	36.65	6.66	-40.62	45.84	74.00	28.16	PK	Horizontal
5	11526.400	42.07	39.15	8.46	-39.53	50.15	74.00	23.85	PK	Horizontal
6	12262.500	40.70	39.30	8.89	-39.95	48.94	74.00	25.06	PK	Horizontal

Note:

1. Level = Reading + Cable loss + Antenna Factor + AMP
2. If Peak Result complies with AV limit, AV Result is deemed to comply with AV limit.
3. Test setup: RBW: 1 MHz, VBW: 3 MHz, Sweep time: auto.

TR-4-E-009 Radiated Emission Test Result

Test Date: 2025-05-29 **Tested By:** Lin Guoyuan
EUT: BLUETOOTH HEADSET **Model Number:** ENDURANCE PEAK 4
Test Mode: TX BLE 1M 2402MHz Mode **Power Supply:** Battery
Condition: Temp:24.1°C;Humi:48.4% **Test Site:** DDT 3# Chamber
File Path: d:\ts\2025 report date\Q25050922-1E\FCC Above 1G BLE L12
Memo: Sample Number: S25052922-011 Left side



Suspected Data List

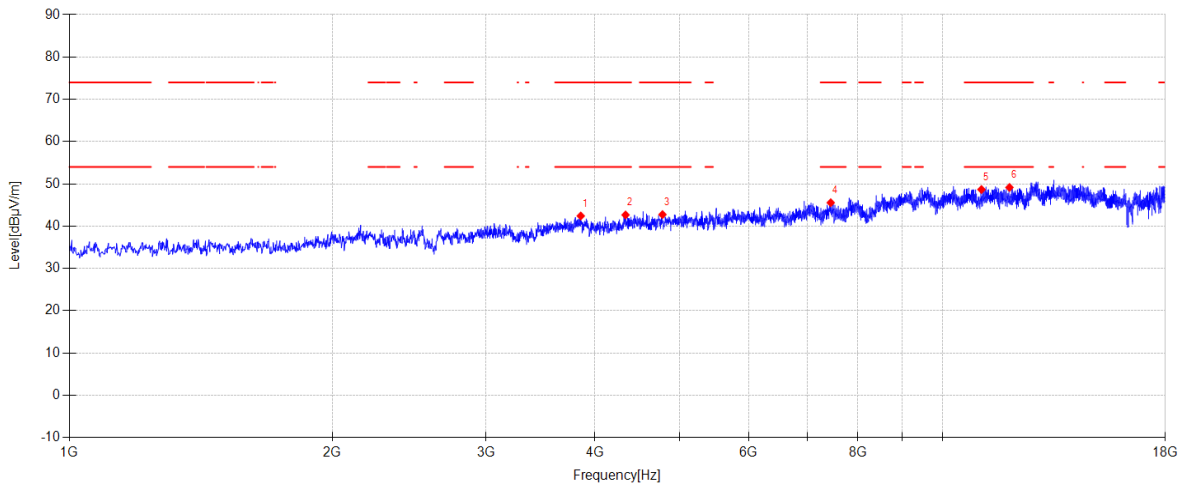
NO	Freq. [MHz]	Reading [dBμV/m]	Antenna Factor [dB]	Cable loss [dB]	AMP [dB]	Level [dBμV/m]	Limit [dBμV/m]	Margin [dB]	Detector	Polarity
1	3657.100	47.50	30.23	5.11	-39.60	43.24	74.00	30.76	PK	Vertical
2	4206.200	46.16	31.22	5.17	-39.66	42.89	74.00	31.11	PK	Vertical
3	4942.300	43.83	33.08	5.62	-39.60	42.93	74.00	31.07	PK	Vertical
4	7453.200	43.39	36.59	6.68	-40.59	46.07	74.00	27.93	PK	Vertical
5	11570.600	42.39	39.06	8.49	-39.57	50.37	74.00	23.63	PK	Vertical
6	11987.100	40.74	39.16	8.75	-39.99	48.66	74.00	25.34	PK	Vertical

Note:

- Level = Reading + Cable loss + Antenna Factor + AMP
- If Peak Result complies with AV limit, AV Result is deemed to comply with AV limit.
- Test setup: RBW: 1 MHz, VBW: 3 MHz, Sweep time: auto.

TR-4-E-009 Radiated Emission Test Result

Test Date: 2025-05-29 **Tested By:** Lin Guoyuan
EUT: BLUETOOTH HEADSET **Model Number:** ENDURANCE PEAK 4
Test Mode: TX BLE 1M 2440MHz Mode **Power Supply:** Battery
Condition: Temp:24.1°C;Humi:48.4% **Test Site:** DDT 3# Chamber
File Path: d:\ts\2025 report date\Q25050922-1E\FCC Above 1G BLE L13
Memo: Sample Number: S25052922-011 Left side



Suspected Data List

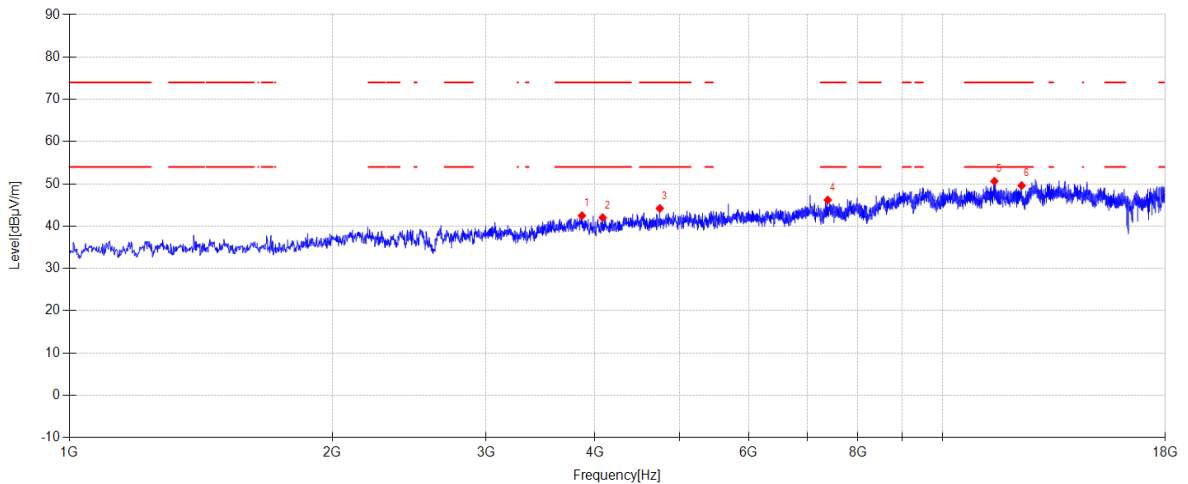
NO	Freq. [MHz]	Reading [dBμV/m]	Antenna Factor [dB]	Cable loss [dB]	AMP [dB]	Level [dBμV/m]	Limit [dBμV/m]	Margin [dB]	Detector	Polarity
1	3852.600	46.05	30.92	5.08	-39.64	42.41	74.00	31.59	PK	Horizontal
2	4335.400	45.46	31.60	5.25	-39.65	42.66	74.00	31.34	PK	Horizontal
3	4779.100	44.42	32.42	5.52	-39.62	42.74	74.00	31.26	PK	Horizontal
4	7448.100	42.87	36.60	6.68	-40.60	45.55	74.00	28.45	PK	Horizontal
5	11082.700	40.27	39.30	8.18	-39.08	48.67	74.00	25.33	PK	Horizontal
6	11932.700	41.36	39.00	8.72	-39.93	49.15	74.00	24.85	PK	Horizontal

Note:

1. Level = Reading + Cable loss + Antenna Factor + AMP
2. If Peak Result complies with AV limit, AV Result is deemed to comply with AV limit.
3. Test setup: RBW: 1 MHz, VBW: 3 MHz, Sweep time: auto.

TR-4-E-009 Radiated Emission Test Result

Test Date: 2025-05-29 **Tested By:** Lin Guoyuan
EUT: BLUETOOTH HEADSET **Model Number:** ENDURANCE PEAK 4
Test Mode: TX BLE 1M 2440MHz Mode **Power Supply:** Battery
Condition: Temp:24.1°C;Humi:48.4% **Test Site:** DDT 3# Chamber
File Path: d:\ts\2025 report date\Q25050922-1E\FCC Above 1G BLE L4
Memo: Sample Number: S25052922-011 Left side



Suspected Data List

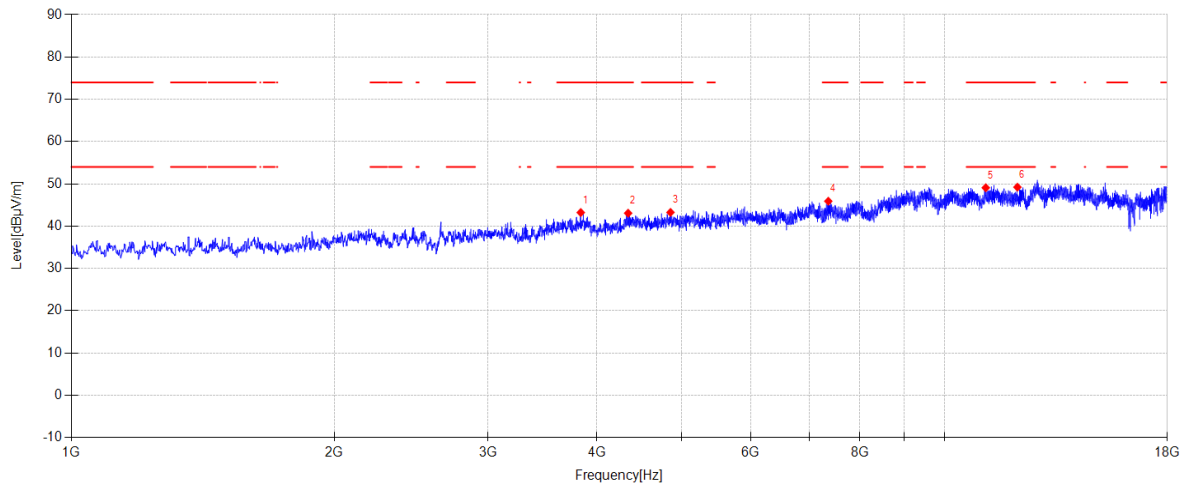
NO	Freq. [MHz]	Reading [dBμV/m]	Antenna Factor [dB]	Cable loss [dB]	AMP [dB]	Level [dBμV/m]	Limit [dBμV/m]	Margin [dB]	Detector	Polarity
1	3864.500	46.08	30.99	5.07	-39.65	42.49	74.00	31.51	PK	Vertical
2	4082.100	45.53	31.06	5.10	-39.67	42.02	74.00	31.98	PK	Vertical
3	4745.100	46.03	32.29	5.50	-39.62	44.20	74.00	29.80	PK	Vertical
4	7390.300	43.46	36.72	6.65	-40.65	46.18	74.00	27.82	PK	Vertical
5	11468.600	42.44	39.23	8.43	-39.47	50.63	74.00	23.37	PK	Vertical
6	12322.000	41.32	39.30	8.92	-39.94	49.60	74.00	24.40	PK	Vertical

Note:

- Level = Reading + Cable loss + Antenna Factor + AMP
- If Peak Result complies with AV limit, AV Result is deemed to comply with AV limit.
- Test setup: RBW: 1 MHz, VBW: 3 MHz, Sweep time: auto.

TR-4-E-009 Radiated Emission Test Result

Test Date: 2025-05-29 **Tested By:** Lin Guoyuan
EUT: BLUETOOTH HEADSET **Model Number:** ENDURANCE PEAK 4
Test Mode: TX BLE 1M 2480MHz Mode **Power Supply:** Battery
Condition: Temp:24.1°C;Humi:48.4% **Test Site:** DDT 3# Chamber
File Path: d:\ts\2025 report date\Q25050922-1E\FCC Above 1G BLE LV5
Memo: Sample Number: S25052922-011 Left side



Suspected Data List

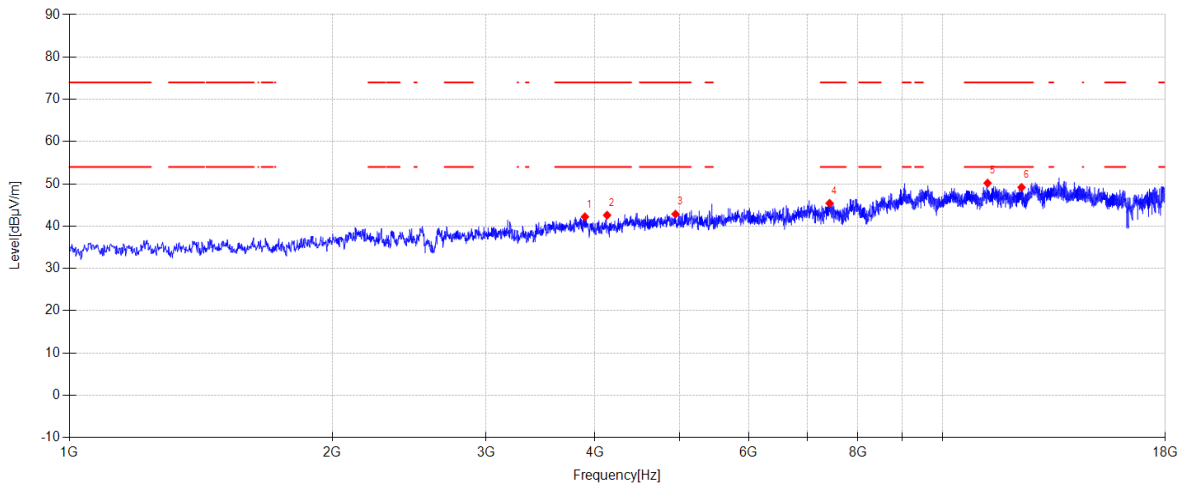
NO	Freq. [MHz]	Reading [dBμV/m]	Antenna Factor [dB]	Cable loss [dB]	AMP [dB]	Level [dBμV/m]	Limit [dBμV/m]	Margin [dB]	Detector	Polarity
1	3832.200	46.95	30.83	5.08	-39.64	43.22	74.00	30.78	PK	Horizontal
2	4342.200	45.86	31.60	5.26	-39.65	43.07	74.00	30.93	PK	Horizontal
3	4855.600	43.60	33.71	5.56	-39.61	43.26	74.00	30.74	PK	Horizontal
4	7361.400	43.16	36.78	6.63	-40.67	45.90	74.00	28.10	PK	Horizontal
5	11150.700	40.77	39.25	8.22	-39.15	49.09	74.00	24.91	PK	Horizontal
6	12121.400	41.08	39.30	8.82	-39.98	49.22	74.00	24.78	PK	Horizontal

Note:

1. Level = Reading + Cable loss + Antenna Factor + AMP
2. If Peak Result complies with AV limit, AV Result is deemed to comply with AV limit.
3. Test setup: RBW: 1 MHz, VBW: 3 MHz, Sweep time: auto.

TR-4-E-009 Radiated Emission Test Result

Test Date: 2025-05-29 **Tested By:** Lin Guoyuan
EUT: BLUETOOTH HEADSET **Model Number:** ENDURANCE PEAK 4
Test Mode: TX BLE 1M 2480MHz Mode **Power Supply:** Battery
Condition: Temp:24.1°C;Humi:48.4% **Test Site:** DDT 3# Chamber
File Path: d:\ts\2025 report date\Q25050922-1E\FCC Above 1G BLE L16
Memo: Sample Number: S25052922-011 Left side



Suspected Data List

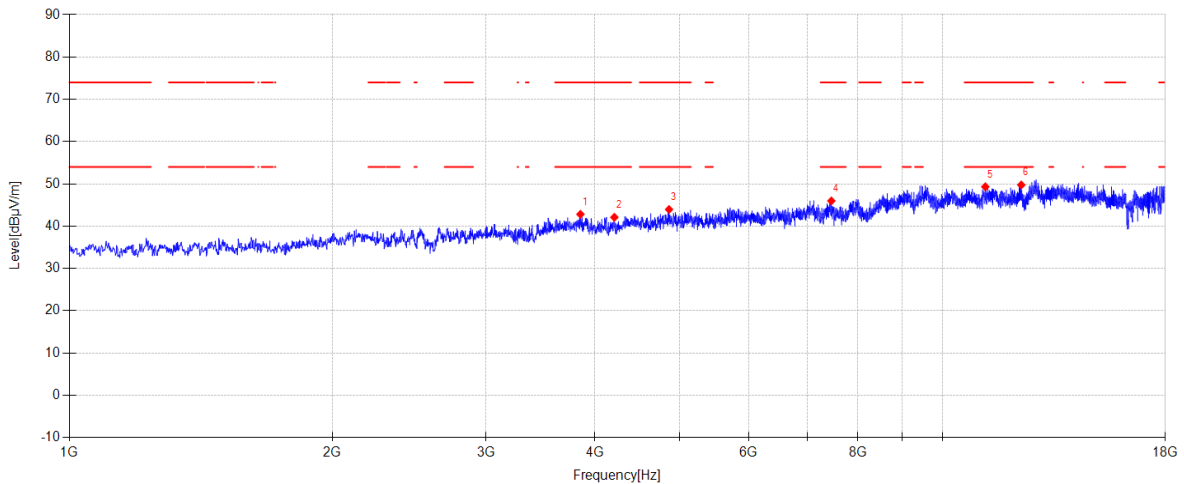
NO	Freq. [MHz]	Reading [dBμV/m]	Antenna Factor [dB]	Cable loss [dB]	AMP [dB]	Level [dBμV/m]	Limit [dBμV/m]	Margin [dB]	Detector	Polarity
1	3895.100	45.62	31.17	5.07	-39.65	42.21	74.00	31.79	PK	Vertical
2	4129.700	45.97	31.16	5.13	-39.67	42.59	74.00	31.41	PK	Vertical
3	4945.700	43.74	33.09	5.62	-39.60	42.85	74.00	31.15	PK	Vertical
4	7426.000	42.71	36.65	6.67	-40.62	45.41	74.00	28.59	PK	Vertical
5	11264.600	41.94	39.20	8.30	-39.26	50.18	74.00	23.82	PK	Vertical
6	12320.300	40.90	39.30	8.92	-39.94	49.18	74.00	24.82	PK	Vertical

Note:

- Level = Reading + Cable loss + Antenna Factor + AMP
- If Peak Result complies with AV limit, AV Result is deemed to comply with AV limit.
- Test setup: RBW: 1 MHz, VBW: 3 MHz, Sweep time: auto.

TR-4-E-009 Radiated Emission Test Result

Test Date: 2025-05-29 **Tested By:** Lin Guoyuan
EUT: BLUETOOTH HEADSET **Model Number:** ENDURANCE PEAK 4
Test Mode: TX BLE 2M 2404MHz Mode **Power Supply:** Battery
Condition: Temp:24.1°C;Humi:48.4% **Test Site:** DDT 3# Chamber
File Path: d:\ts\2025 report date\Q25050922-1E\FCC Above 1G BLE L17
Memo: Sample Number: S25052922-011 Left side



Suspected Data List

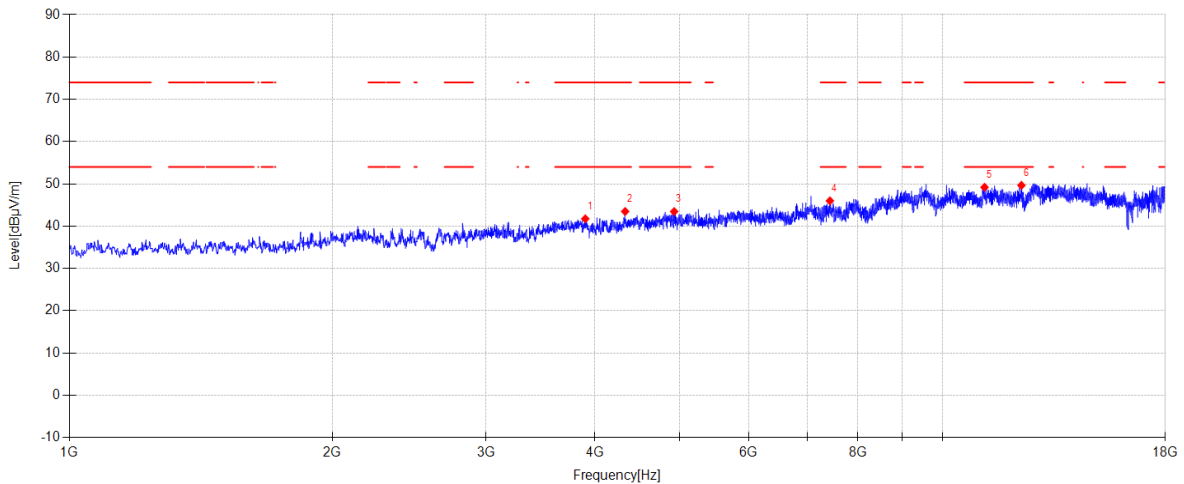
NO	Freq. [MHz]	Reading [dBμV/m]	Antenna Factor [dB]	Cable loss [dB]	AMP [dB]	Level [dBμV/m]	Limit [dBμV/m]	Margin [dB]	Detector	Polarity
1	3849.200	46.47	30.90	5.08	-39.64	42.81	74.00	31.19	PK	Horizontal
2	4209.600	45.34	31.24	5.18	-39.66	42.10	74.00	31.90	PK	Horizontal
3	4862.400	44.39	33.60	5.57	-39.61	43.95	74.00	30.05	PK	Horizontal
4	7460.000	43.31	36.58	6.68	-40.59	45.98	74.00	28.02	PK	Horizontal
5	11196.600	41.06	39.20	8.25	-39.20	49.31	74.00	24.69	PK	Horizontal
6	12310.100	41.46	39.30	8.92	-39.94	49.74	74.00	24.26	PK	Horizontal

Note:

1. Level = Reading + Cable loss + Antenna Factor + AMP
2. If Peak Result complies with AV limit, AV Result is deemed to comply with AV limit.
3. Test setup: RBW: 1 MHz, VBW: 3 MHz, Sweep time: auto.

TR-4-E-009 Radiated Emission Test Result

Test Date: 2025-05-29 **Tested By:** Lin Guoyuan
EUT: BLUETOOTH HEADSET **Model Number:** ENDURANCE PEAK 4
Test Mode: TX BLE 2M 2404MHz Mode **Power Supply:** Battery
Condition: Temp:24.1°C;Humi:48.4% **Test Site:** DDT 3# Chamber
File Path: d:\ts\2025 report date\Q25050922-1E\FCC Above 1G BLE L18
Memo: Sample Number: S25052922-011 Left side



Suspected Data List

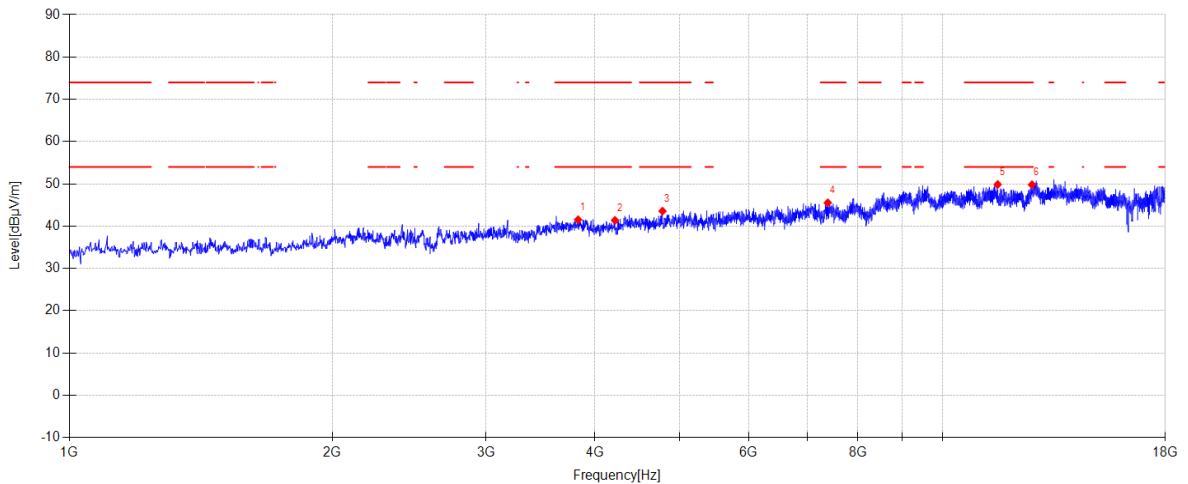
NO	Freq. [MHz]	Reading [dBμV/m]	Antenna Factor [dB]	Cable loss [dB]	AMP [dB]	Level [dBμV/m]	Limit [dBμV/m]	Margin [dB]	Detector	Polarity
1	3898.500	45.15	31.19	5.07	-39.66	41.75	74.00	32.25	PK	Vertical
2	4330.300	46.28	31.60	5.25	-39.65	43.48	74.00	30.52	PK	Vertical
3	4928.700	44.40	33.06	5.61	-39.61	43.46	74.00	30.54	PK	Vertical
4	7431.100	43.30	36.64	6.67	-40.61	46.00	74.00	28.00	PK	Vertical
5	11172.800	40.91	39.23	8.24	-39.17	49.21	74.00	24.79	PK	Vertical
6	12315.200	41.38	39.30	8.92	-39.94	49.66	74.00	24.34	PK	Vertical

Note:

- Level = Reading + Cable loss + Antenna Factor + AMP
- If Peak Result complies with AV limit, AV Result is deemed to comply with AV limit.
- Test setup: RBW: 1 MHz, VBW: 3 MHz, Sweep time: auto.

TR-4-E-009 Radiated Emission Test Result

Test Date: 2025-05-29 **Tested By:** Lin Guoyuan
EUT: BLUETOOTH HEADSET **Model Number:** ENDURANCE PEAK 4
Test Mode: TX BLE 2M 2440MHz Mode **Power Supply:** Battery
Condition: Temp:24.1°C;Humi:48.4% **Test Site:** DDT 3# Chamber
File Path: d:\ts\2025 report date\Q25050922-1E\FCC Above 1G BLE L19
Memo: Sample Number: S25052922-011 Left side



Suspected Data List

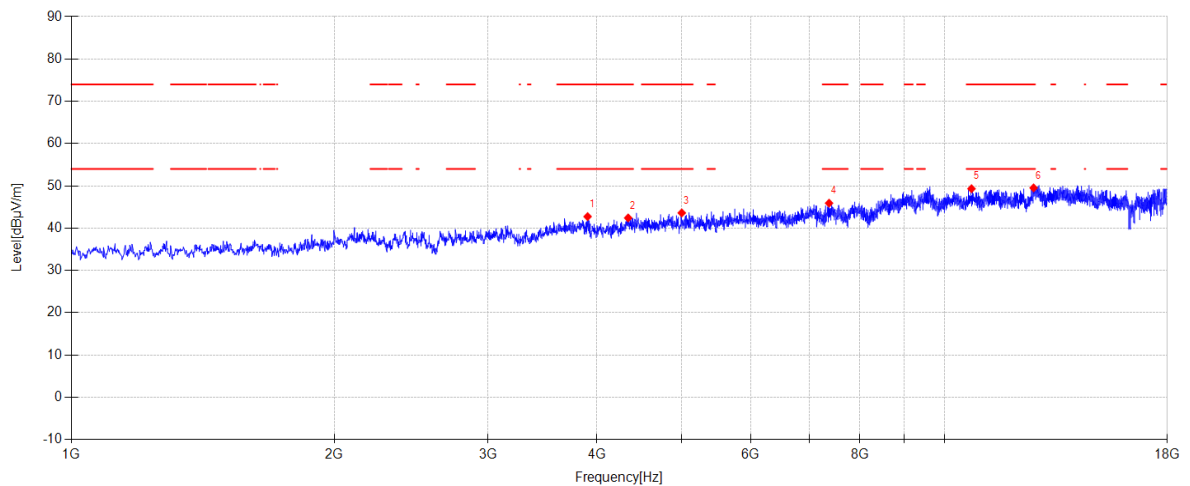
NO	Freq. [MHz]	Reading [dBμV/m]	Antenna Factor [dB]	Cable loss [dB]	AMP [dB]	Level [dBμV/m]	Limit [dBμV/m]	Margin [dB]	Detector	Polarity
1	3825.400	45.29	30.80	5.08	-39.64	41.53	74.00	32.47	PK	Horizontal
2	4216.400	44.58	31.27	5.18	-39.66	41.37	74.00	32.63	PK	Horizontal
3	4779.100	45.24	32.42	5.52	-39.62	43.56	74.00	30.44	PK	Horizontal
4	7390.300	42.81	36.72	6.65	-40.65	45.53	74.00	28.47	PK	Horizontal
5	11567.200	41.86	39.07	8.49	-39.57	49.85	74.00	24.15	PK	Horizontal
6	12663.700	41.04	39.53	9.10	-39.87	49.80	74.00	24.20	PK	Horizontal

Note:

1. Level = Reading + Cable loss + Antenna Factor + AMP
2. If Peak Result complies with AV limit, AV Result is deemed to comply with AV limit.
3. Test setup: RBW: 1 MHz, VBW: 3 MHz, Sweep time: auto.

TR-4-E-009 Radiated Emission Test Result

Test Date: 2025-05-29 **Tested By:** Lin Guoyuan
EUT: BLUETOOTH HEADSET **Model Number:** ENDURANCE PEAK 4
Test Mode: TX BLE 2M 2440MHz Mode **Power Supply:** Battery
Condition: Temp:24.1°C;Humi:48.4% **Test Site:** DDT 3# Chamber
File Path: d:\ts\2025 report date\Q25050922-1E\FCC Above 1G BLE L\10
Memo: Sample Number: S25052922-011 Left side



Suspected Data List

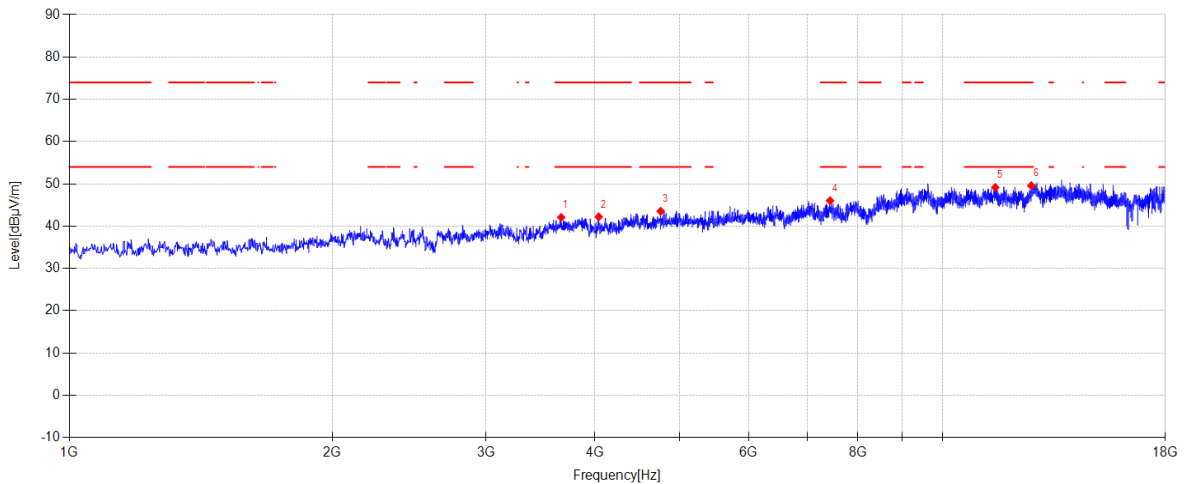
NO	Freq. [MHz]	Reading [dBμV/m]	Antenna Factor [dB]	Cable loss [dB]	AMP [dB]	Level [dBμV/m]	Limit [dBμV/m]	Margin [dB]	Detector	Polarity
1	3901.900	46.13	31.20	5.07	-39.66	42.74	74.00	31.26	PK	Vertical
2	4342.200	45.21	31.60	5.26	-39.65	42.42	74.00	31.58	PK	Vertical
3	5001.800	44.35	33.20	5.65	-39.60	43.60	74.00	30.40	PK	Vertical
4	7376.700	43.18	36.75	6.64	-40.66	45.91	74.00	28.09	PK	Vertical
5	10739.300	41.09	39.40	8.00	-39.16	49.33	74.00	24.67	PK	Vertical
6	12650.100	40.81	39.50	9.09	-39.87	49.53	74.00	24.47	PK	Vertical

Note:

1. Level = Reading + Cable loss + Antenna Factor + AMP
2. If Peak Result complies with AV limit, AV Result is deemed to comply with AV limit.
3. Test setup: RBW: 1 MHz, VBW: 3 MHz, Sweep time: auto.

TR-4-E-009 Radiated Emission Test Result

Test Date: 2025-05-29 **Tested By:** Lin Guoyuan
EUT: BLUETOOTH HEADSET **Model Number:** ENDURANCE PEAK 4
Test Mode: TX BLE 2M 2478MHz Mode **Power Supply:** Battery
Condition: Temp:24.1°C;Humi:48.4% **Test Site:** DDT 3# Chamber
File Path: d:\ts\2025 report date\Q25050922-1E\FCC Above 1G BLE L11
Memo: Sample Number: S25052922-011 Left side



Suspected Data List

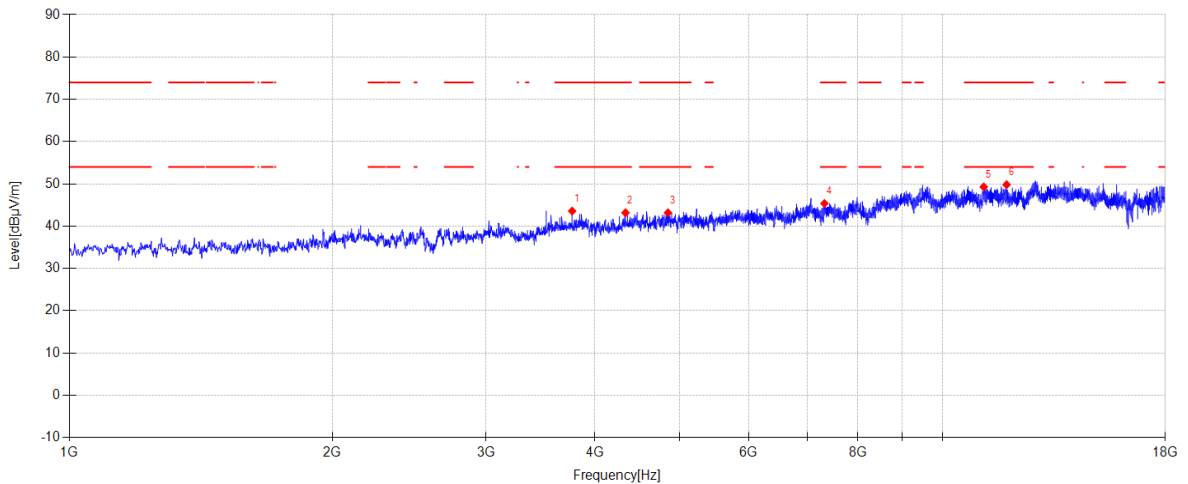
NO	Freq. [MHz]	Reading [dBμV/m]	Antenna Factor [dB]	Cable loss [dB]	AMP [dB]	Level [dBμV/m]	Limit [dBμV/m]	Margin [dB]	Detector	Polarity
1	3658.800	46.33	30.24	5.11	-39.60	42.08	74.00	31.92	PK	Horizontal
2	4039.600	45.84	30.98	5.07	-39.68	42.21	74.00	31.79	PK	Horizontal
3	4757.000	45.32	32.33	5.50	-39.62	43.53	74.00	30.47	PK	Horizontal
4	7434.500	43.34	36.63	6.67	-40.61	46.03	74.00	27.97	PK	Horizontal
5	11494.100	41.00	39.21	8.44	-39.49	49.16	74.00	24.84	PK	Horizontal
6	12639.900	40.87	39.48	9.09	-39.87	49.57	74.00	24.43	PK	Horizontal

Note:

1. Level = Reading + Cable loss + Antenna Factor + AMP
2. If Peak Result complies with AV limit, AV Result is deemed to comply with AV limit.
3. Test setup: RBW: 1 MHz, VBW: 3 MHz, Sweep time: auto.

TR-4-E-009 Radiated Emission Test Result

Test Date: 2025-05-29 **Tested By:** Lin Guoyuan
EUT: BLUETOOTH HEADSET **Model Number:** ENDURANCE PEAK 4
Test Mode: TX BLE 2M 2478MHz Mode **Power Supply:** Battery
Condition: Temp:24.1°C;Humi:48.4% **Test Site:** DDT 3# Chamber
File Path: d:\ts\2025 report date\Q25050922-1E\FCC Above 1G BLE L\12
Memo: Sample Number: S25052922-011 Left side



Suspected Data List

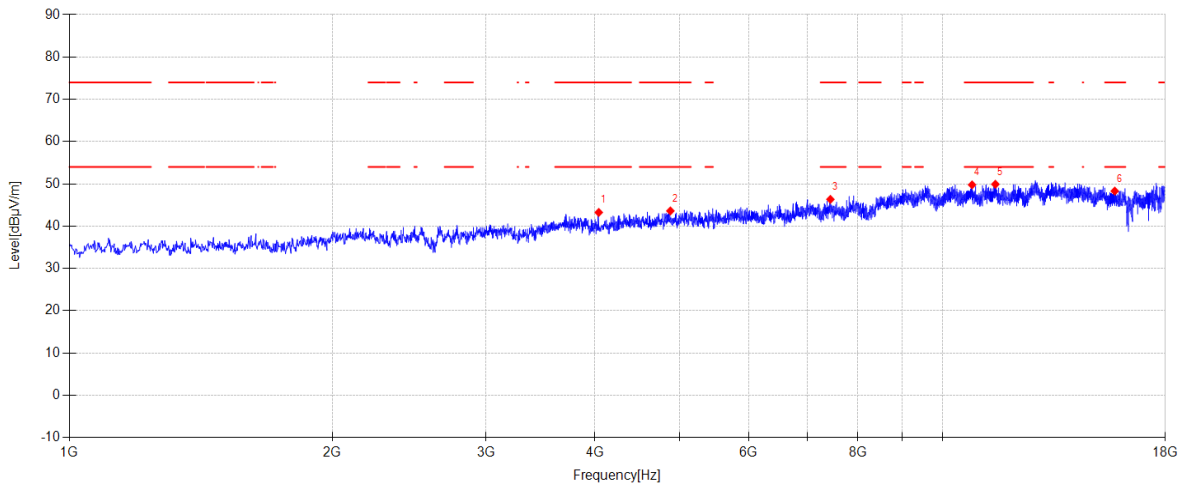
NO	Freq. [MHz]	Reading [dBμV/m]	Antenna Factor [dB]	Cable loss [dB]	AMP [dB]	Level [dBμV/m]	Limit [dBμV/m]	Margin [dB]	Detector	Polarity
1	3765.900	47.54	30.56	5.09	-39.62	43.57	74.00	30.43	PK	Vertical
2	4335.400	45.98	31.60	5.25	-39.65	43.18	74.00	30.82	PK	Vertical
3	4848.800	43.44	33.77	5.56	-39.61	43.16	74.00	30.84	PK	Vertical
4	7325.700	42.62	36.85	6.61	-40.71	45.37	74.00	28.63	PK	Vertical
5	11150.700	40.96	39.25	8.22	-39.15	49.28	74.00	24.72	PK	Vertical
6	11842.600	42.09	38.90	8.66	-39.84	49.81	74.00	24.19	PK	Vertical

Note:

1. Level = Reading + Cable loss + Antenna Factor + AMP
2. If Peak Result complies with AV limit, AV Result is deemed to comply with AV limit.
3. Test setup: RBW: 1 MHz, VBW: 3 MHz, Sweep time: auto.

TR-4-E-009 Radiated Emission Test Result

Test Date: 2025-05-29 **Tested By:** Lin Guoyuan
EUT: BLUETOOTH HEADSET **Model Number:** ENDURANCE PEAK 4
Test Mode: TX BLE 1M 2402MHz Mode **Power Supply:** Battery
Condition: Temp:24.1°C;Humi:48.4% **Test Site:** DDT 3# Chamber
File Path: d:\ts\2025 report date\Q25050922-1E\FCC Above 1G BLE R\1
Memo: Sample Number: S25052922-011 Right side



Suspected Data List

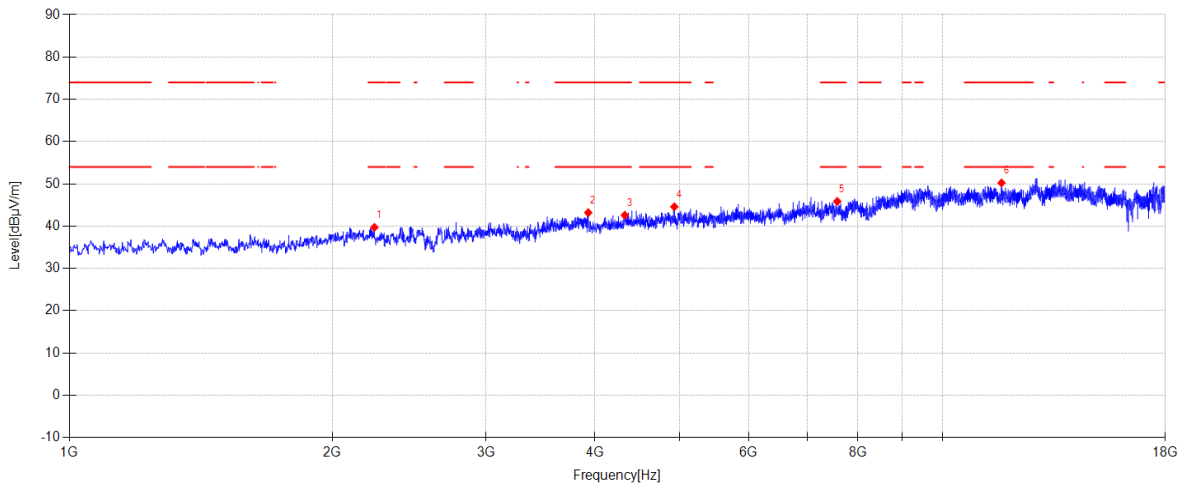
NO	Freq. [MHz]	Reading [dBμV/m]	Antenna Factor [dB]	Cable loss [dB]	AMP [dB]	Level [dBμV/m]	Limit [dBμV/m]	Margin [dB]	Detector	Polarity
1	4039.600	46.88	30.98	5.07	-39.68	43.25	74.00	30.75	PK	Horizontal
2	4879.400	44.30	33.33	5.58	-39.61	43.60	74.00	30.40	PK	Horizontal
3	7441.300	43.65	36.62	6.67	-40.60	46.34	74.00	27.66	PK	Horizontal
4	10812.400	41.45	39.39	8.04	-39.11	49.77	74.00	24.23	PK	Horizontal
5	11497.500	41.77	39.20	8.44	-39.50	49.91	74.00	24.09	PK	Horizontal
6	15752.600	39.33	38.39	9.98	-39.40	48.30	74.00	25.70	PK	Horizontal

Note:

1. Level = Reading + Cable loss + Antenna Factor + AMP
2. If Peak Result complies with AV limit, AV Result is deemed to comply with AV limit.
3. Test setup: RBW: 1 MHz, VBW: 3 MHz, Sweep time: auto.

TR-4-E-009 Radiated Emission Test Result

Test Date: 2025-05-29 **Tested By:** Lin Guoyuan
EUT: BLUETOOTH HEADSET **Model Number:** ENDURANCE PEAK 4
Test Mode: TX BLE 1M 2402MHz Mode **Power Supply:** Battery
Condition: Temp:24.1°C;Humi:48.4% **Test Site:** DDT 3# Chamber
File Path: d:\ts\2025 report date\Q25050922-1E\FCC Above 1G BLE R\2
Memo: Sample Number: S25052922-011 Right side



Suspected Data List

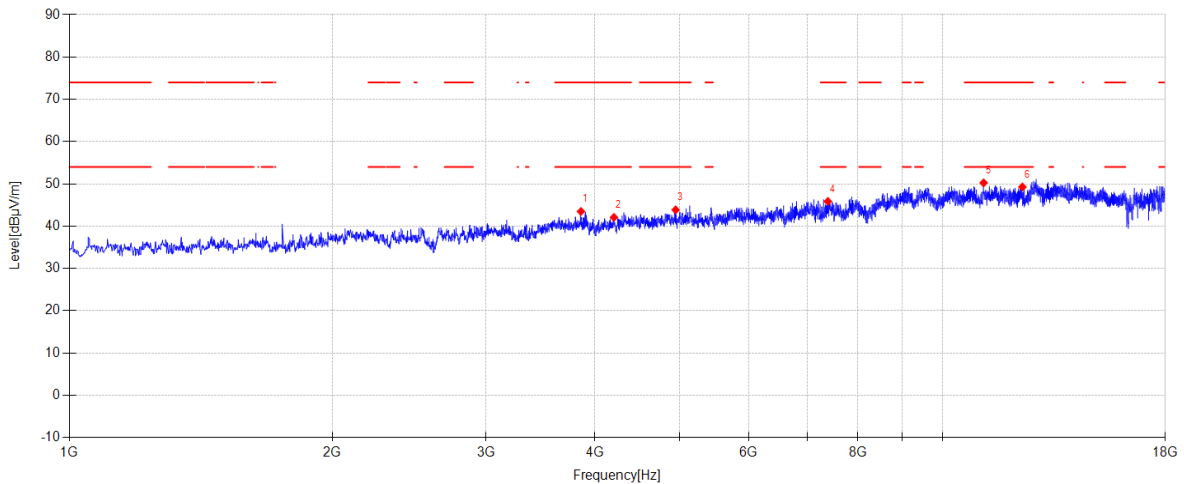
NO	Freq. [MHz]	Reading [dBμV/m]	Antenna Factor [dB]	Cable loss [dB]	AMP [dB]	Level [dBμV/m]	Limit [dBμV/m]	Margin [dB]	Detector	Polarity
1	2235.900	46.03	27.44	4.74	-38.48	39.73	74.00	34.27	PK	Vertical
2	3929.100	46.66	31.14	5.06	-39.66	43.20	74.00	30.80	PK	Vertical
3	4326.900	45.38	31.60	5.25	-39.65	42.58	74.00	31.42	PK	Vertical
4	4930.400	45.53	33.06	5.61	-39.61	44.59	74.00	29.41	PK	Vertical
5	7577.300	43.14	36.45	6.75	-40.48	45.86	74.00	28.14	PK	Vertical
6	11686.200	42.36	39.00	8.56	-39.69	50.23	74.00	23.77	PK	Vertical

Note:

1. Level = Reading + Cable loss + Antenna Factor + AMP
2. If Peak Result complies with AV limit, AV Result is deemed to comply with AV limit.
3. Test setup: RBW: 1 MHz, VBW: 3 MHz, Sweep time: auto.

TR-4-E-009 Radiated Emission Test Result

Test Date: 2025-05-29 **Tested By:** Lin Guoyuan
EUT: BLUETOOTH HEADSET **Model Number:** ENDURANCE PEAK 4
Test Mode: TX BLE 1M 2440MHz Mode **Power Supply:** Battery
Condition: Temp:24.1°C;Humi:48.4% **Test Site:** DDT 3# Chamber
File Path: d:\ts\2025 report date\Q25050922-1E\FCC Above 1G BLE R\3
Memo: Sample Number: S25052922-011 Right side



Suspected Data List

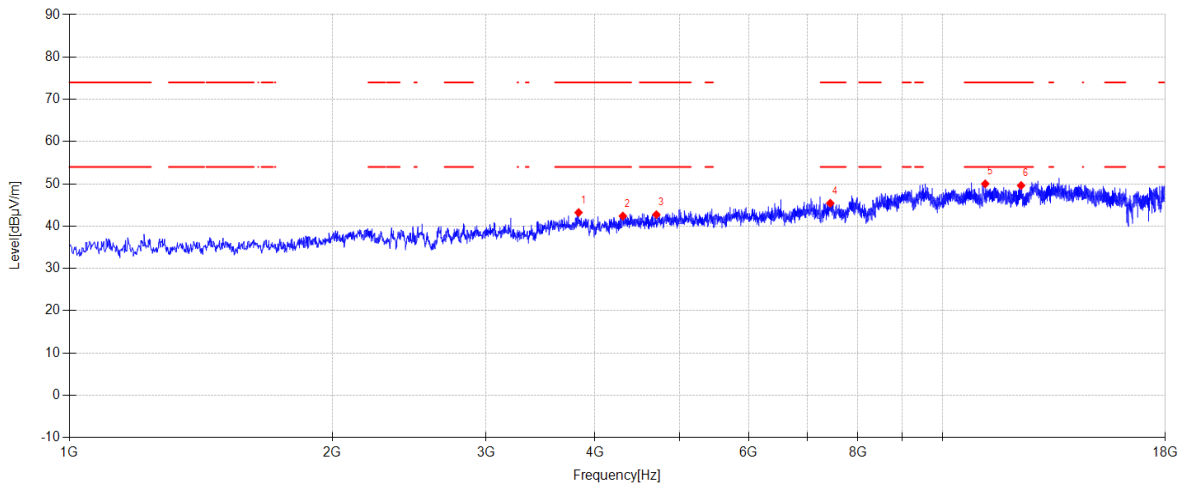
NO	Freq. [MHz]	Reading [dBμV/m]	Antenna Factor [dB]	Cable loss [dB]	AMP [dB]	Level [dBμV/m]	Limit [dBμV/m]	Margin [dB]	Detector	Polarity
1	3854.300	47.12	30.93	5.07	-39.65	43.47	74.00	30.53	PK	Horizontal
2	4204.500	45.35	31.22	5.17	-39.66	42.08	74.00	31.92	PK	Horizontal
3	4947.400	44.74	33.09	5.62	-39.60	43.85	74.00	30.15	PK	Horizontal
4	7392.000	43.14	36.72	6.65	-40.65	45.86	74.00	28.14	PK	Horizontal
5	11145.600	41.92	39.25	8.22	-39.15	50.24	74.00	23.76	PK	Horizontal
6	12347.500	40.95	39.30	8.94	-39.93	49.26	74.00	24.74	PK	Horizontal

Note:

1. Level = Reading + Cable loss + Antenna Factor + AMP
2. If Peak Result complies with AV limit, AV Result is deemed to comply with AV limit.
3. Test setup: RBW: 1 MHz, VBW: 3 MHz, Sweep time: auto.

TR-4-E-009 Radiated Emission Test Result

Test Date: 2025-05-29 **Tested By:** Lin Guoyuan
EUT: BLUETOOTH HEADSET **Model Number:** ENDURANCE PEAK 4
Test Mode: TX BLE 1M 2440MHz Mode **Power Supply:** Battery
Condition: Temp:24.1°C;Humi:48.4% **Test Site:** DDT 3# Chamber
File Path: d:\ts\2025 report date\Q25050922-1E\FCC Above 1G BLE R\4
Memo: Sample Number: S25052922-011 Right side



Suspected Data List

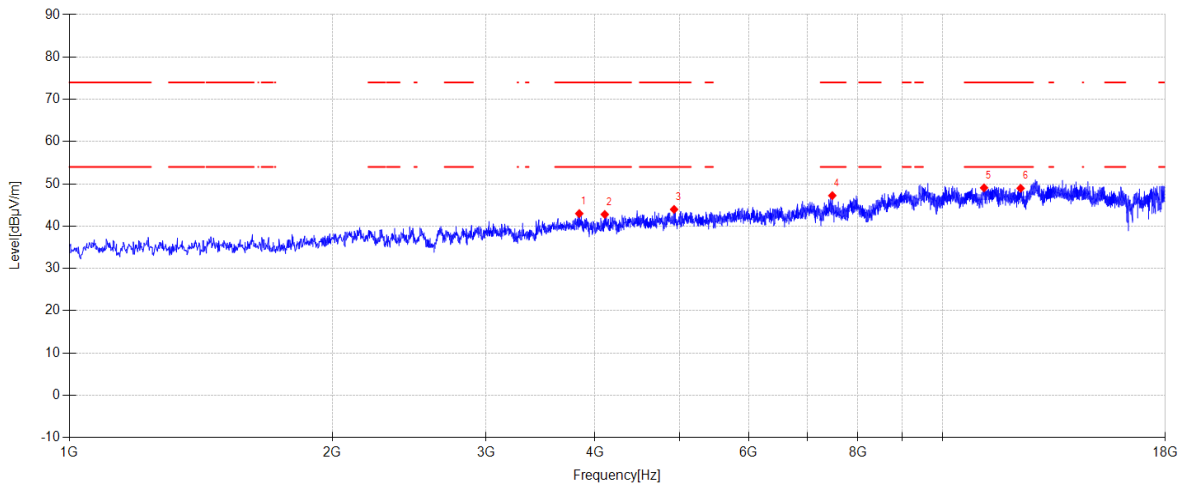
NO	Freq. [MHz]	Reading [dBμV/m]	Antenna Factor [dB]	Cable loss [dB]	AMP [dB]	Level [dBμV/m]	Limit [dBμV/m]	Margin [dB]	Detector	Polarity
1	3830.500	46.96	30.82	5.08	-39.64	43.22	74.00	30.78	PK	Vertical
2	4304.800	45.22	31.60	5.23	-39.66	42.39	74.00	31.61	PK	Vertical
3	4702.600	44.67	32.21	5.47	-39.62	42.73	74.00	31.27	PK	Vertical
4	7439.600	42.73	36.62	6.67	-40.60	45.42	74.00	28.58	PK	Vertical
5	11194.900	41.75	39.21	8.25	-39.19	50.02	74.00	23.98	PK	Vertical
6	12305.000	41.33	39.30	8.92	-39.94	49.61	74.00	24.39	PK	Vertical

Note:

1. Level = Reading + Cable loss + Antenna Factor + AMP
2. If Peak Result complies with AV limit, AV Result is deemed to comply with AV limit.
3. Test setup: RBW: 1 MHz, VBW: 3 MHz, Sweep time: auto.

TR-4-E-009 Radiated Emission Test Result

Test Date: 2025-05-29 **Tested By:** Lin Guoyuan
EUT: BLUETOOTH HEADSET **Model Number:** ENDURANCE PEAK 4
Test Mode: TX BLE 1M 2480MHz Mode **Power Supply:** Battery
Condition: Temp:24.1°C;Humi:48.4% **Test Site:** DDT 3# Chamber
File Path: d:\ts\2025 report date\Q25050922-1E\FCC Above 1G BLE R\5
Memo: Sample Number: S25052922-011 Right side



Suspected Data List

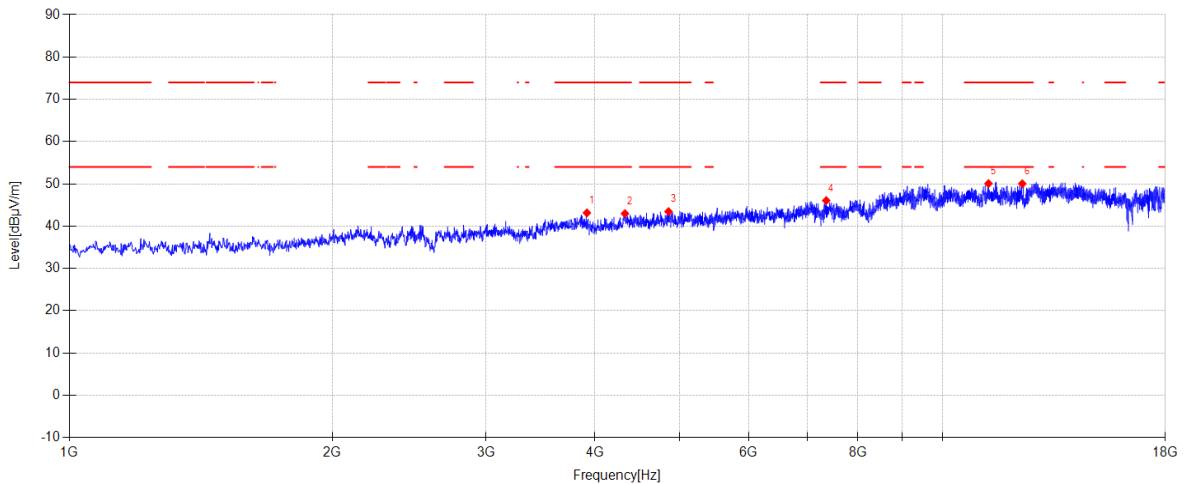
NO	Freq. [MHz]	Reading [dBμV/m]	Antenna Factor [dB]	Cable loss [dB]	AMP [dB]	Level [dBμV/m]	Limit [dBμV/m]	Margin [dB]	Detector	Polarity
1	3837.300	46.68	30.85	5.08	-39.64	42.97	74.00	31.03	PK	Horizontal
2	4104.200	46.22	31.11	5.11	-39.67	42.77	74.00	31.23	PK	Horizontal
3	4927.000	44.91	33.05	5.61	-39.61	43.96	74.00	30.04	PK	Horizontal
4	7478.700	44.57	36.54	6.69	-40.57	47.23	74.00	26.77	PK	Horizontal
5	11159.200	40.76	39.24	8.23	-39.16	49.07	74.00	24.93	PK	Horizontal
6	12289.700	40.68	39.30	8.91	-39.94	48.95	74.00	25.05	PK	Horizontal

Note:

1. Level = Reading + Cable loss + Antenna Factor + AMP
2. If Peak Result complies with AV limit, AV Result is deemed to comply with AV limit.
3. Test setup: RBW: 1 MHz, VBW: 3 MHz, Sweep time: auto.

TR-4-E-009 Radiated Emission Test Result

Test Date: 2025-05-29 **Tested By:** Lin Guoyuan
EUT: BLUETOOTH HEADSET **Model Number:** ENDURANCE PEAK 4
Test Mode: TX BLE 1M 2480MHz Mode **Power Supply:** Battery
Condition: Temp:24.1°C;Humi:48.4% **Test Site:** DDT 3# Chamber
File Path: d:\ts\2025 report date\Q25050922-1E\FCC Above 1G BLE R\6
Memo: Sample Number: S25052922-011 Right side



Suspected Data List

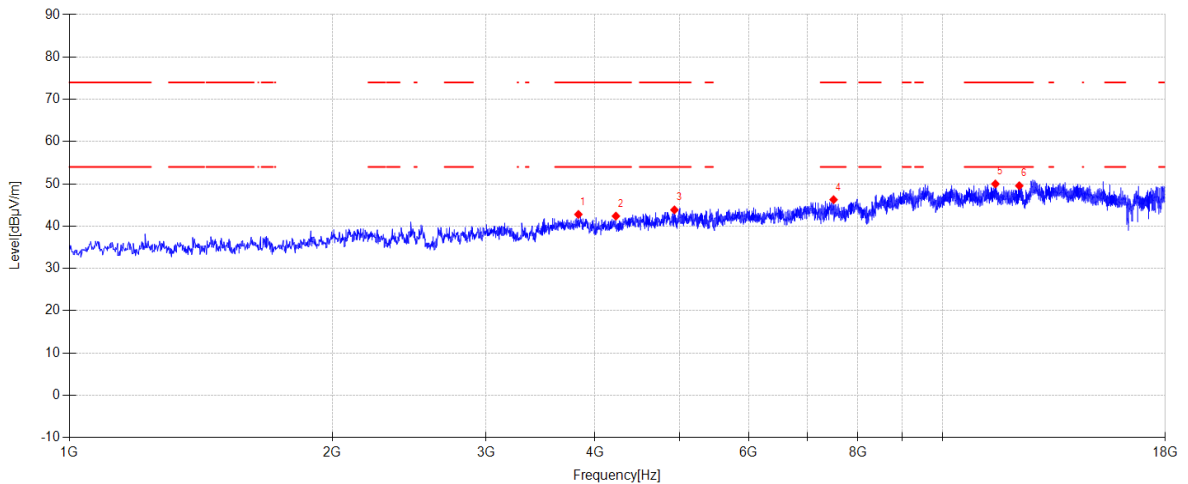
NO	Freq. [MHz]	Reading [dBμV/m]	Antenna Factor [dB]	Cable loss [dB]	AMP [dB]	Level [dBμV/m]	Limit [dBμV/m]	Margin [dB]	Detector	Polarity
1	3915.500	46.58	31.17	5.06	-39.66	43.15	74.00	30.85	PK	Vertical
2	4328.600	45.77	31.60	5.25	-39.65	42.97	74.00	31.03	PK	Vertical
3	4855.600	43.79	33.71	5.56	-39.61	43.45	74.00	30.55	PK	Vertical
4	7359.700	43.33	36.78	6.63	-40.68	46.06	74.00	27.94	PK	Vertical
5	11291.800	41.86	39.20	8.31	-39.29	50.08	74.00	23.92	PK	Vertical
6	12342.400	41.74	39.30	8.93	-39.93	50.04	74.00	23.96	PK	Vertical

Note:

1. Level = Reading + Cable loss + Antenna Factor + AMP
2. If Peak Result complies with AV limit, AV Result is deemed to comply with AV limit.
3. Test setup: RBW: 1 MHz, VBW: 3 MHz, Sweep time: auto.

TR-4-E-009 Radiated Emission Test Result

Test Date: 2025-05-29 **Tested By:** Lin Guoyuan
EUT: BLUETOOTH HEADSET **Model Number:** ENDURANCE PEAK 4
Test Mode: TX BLE 2M 2404MHz Mode **Power Supply:** Battery
Condition: Temp:24.1°C;Humi:48.4% **Test Site:** DDT 3# Chamber
File Path: d:\ts\2025 report date\Q25050922-1E\FCC Above 1G BLE R\7
Memo: Sample Number: S25052922-011 Right side



Suspected Data List

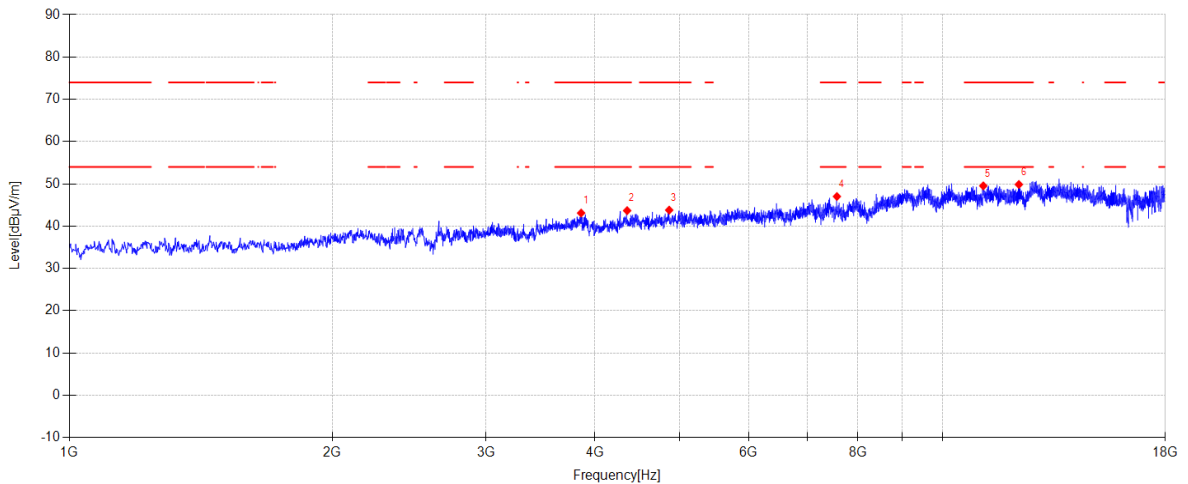
NO	Freq. [MHz]	Reading [dBμV/m]	Antenna Factor [dB]	Cable loss [dB]	AMP [dB]	Level [dBμV/m]	Limit [dBμV/m]	Margin [dB]	Detector	Polarity
1	3828.800	46.52	30.82	5.08	-39.64	42.78	74.00	31.22	PK	Horizontal
2	4226.600	45.53	31.31	5.19	-39.66	42.37	74.00	31.63	PK	Horizontal
3	4932.100	44.79	33.06	5.61	-39.61	43.85	74.00	30.15	PK	Horizontal
4	7504.200	43.61	36.49	6.71	-40.55	46.26	74.00	27.74	PK	Horizontal
5	11497.500	41.85	39.20	8.44	-39.50	49.99	74.00	24.01	PK	Horizontal
6	12245.500	41.31	39.30	8.89	-39.95	49.55	74.00	24.45	PK	Horizontal

Note:

- Level = Reading + Cable loss + Antenna Factor + AMP
- If Peak Result complies with AV limit, AV Result is deemed to comply with AV limit.
- Test setup: RBW: 1 MHz, VBW: 3 MHz, Sweep time: auto.

TR-4-E-009 Radiated Emission Test Result

Test Date: 2025-05-29 **Tested By:** Lin Guoyuan
EUT: BLUETOOTH HEADSET **Model Number:** ENDURANCE PEAK 4
Test Mode: TX BLE 2M 2404MHz Mode **Power Supply:** Battery
Condition: Temp:24.1°C;Humi:48.4% **Test Site:** DDT 3# Chamber
File Path: d:\ts\2025 report date\Q25050922-1E\FCC Above 1G BLE R\8
Memo: Sample Number: S25052922-011 Right side



Suspected Data List

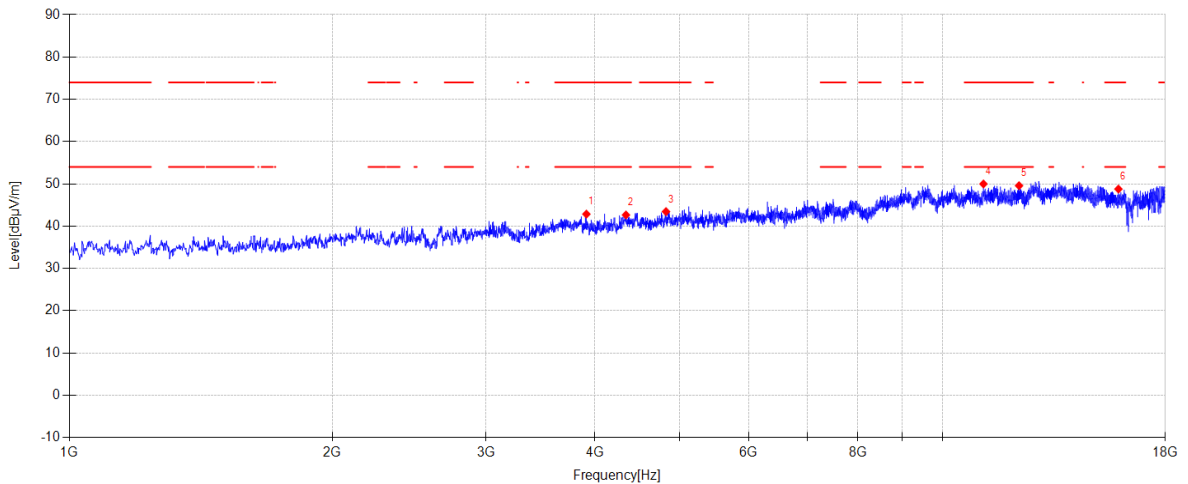
NO	Freq. [MHz]	Reading [dBμV/m]	Antenna Factor [dB]	Cable loss [dB]	AMP [dB]	Level [dBμV/m]	Limit [dBμV/m]	Margin [dB]	Detector	Polarity
1	3856.000	46.74	30.94	5.07	-39.65	43.10	74.00	30.90	PK	Vertical
2	4354.100	46.45	31.61	5.26	-39.65	43.67	74.00	30.33	PK	Vertical
3	4864.100	44.26	33.57	5.57	-39.61	43.79	74.00	30.21	PK	Vertical
4	7570.500	44.33	36.44	6.74	-40.49	47.02	74.00	26.98	PK	Vertical
5	11137.100	41.19	39.26	8.22	-39.14	49.53	74.00	24.47	PK	Vertical
6	12231.900	41.63	39.30	8.88	-39.95	49.86	74.00	24.14	PK	Vertical

Note:

1. Level = Reading + Cable loss + Antenna Factor + AMP
2. If Peak Result complies with AV limit, AV Result is deemed to comply with AV limit.
3. Test setup: RBW: 1 MHz, VBW: 3 MHz, Sweep time: auto.

TR-4-E-009 Radiated Emission Test Result

Test Date: 2025-05-29 **Tested By:** Lin Guoyuan
EUT: BLUETOOTH HEADSET **Model Number:** ENDURANCE PEAK 4
Test Mode: TX BLE 2M 2440MHz Mode **Power Supply:** Battery
Condition: Temp:24.1°C;Humi:48.4% **Test Site:** DDT 3# Chamber
File Path: d:\ts\2025 report date\Q25050922-1E\FCC Above 1G BLE R\9
Memo: Sample Number: S25052922-011 Right side



Suspected Data List

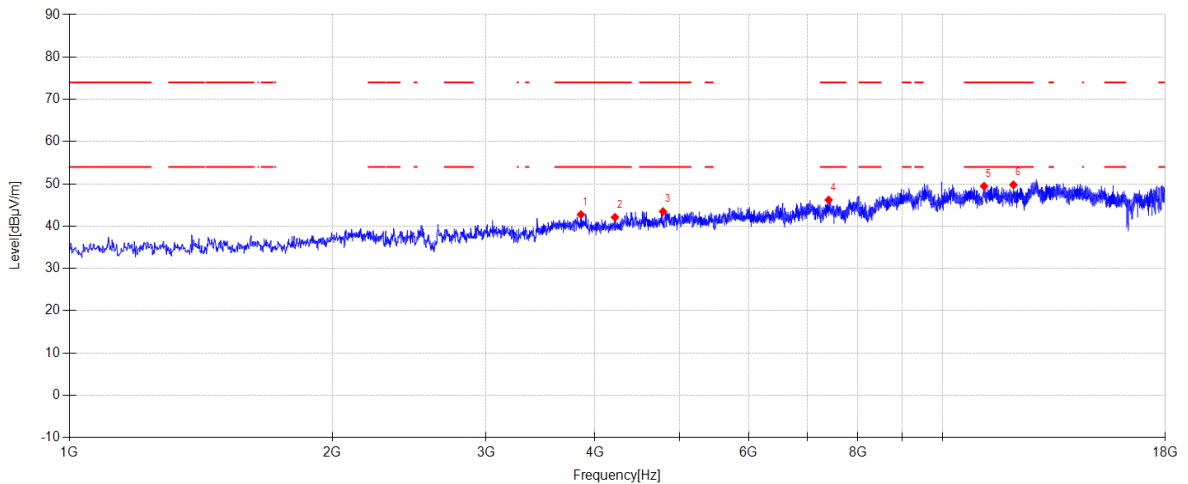
NO	Freq. [MHz]	Reading [dBμV/m]	Antenna Factor [dB]	Cable loss [dB]	AMP [dB]	Level [dBμV/m]	Limit [dBμV/m]	Margin [dB]	Detector	Polarity
1	3910.400	46.26	31.18	5.07	-39.66	42.85	74.00	31.15	PK	Horizontal
2	4340.500	45.45	31.60	5.25	-39.65	42.65	74.00	31.35	PK	Horizontal
3	4823.300	44.40	33.11	5.54	-39.61	43.44	74.00	30.56	PK	Horizontal
4	11142.200	41.64	39.26	8.22	-39.14	49.98	74.00	24.02	PK	Horizontal
5	12238.700	41.34	39.30	8.88	-39.95	49.57	74.00	24.43	PK	Horizontal
6	15905.600	39.99	38.09	10.09	-39.40	48.77	74.00	25.23	PK	Horizontal

Note:

1. Level = Reading + Cable loss + Antenna Factor + AMP
2. If Peak Result complies with AV limit, AV Result is deemed to comply with AV limit.
3. Test setup: RBW: 1 MHz, VBW: 3 MHz, Sweep time: auto.

TR-4-E-009 Radiated Emission Test Result

Test Date: 2025-05-29 **Tested By:** Lin Guoyuan
EUT: BLUETOOTH HEADSET **Model Number:** ENDURANCE PEAK 4
Test Mode: TX BLE 2M 2440MHz Mode **Power Supply:** Battery
Condition: Temp:24.1°C;Humi:48.4% **Test Site:** DDT 3# Chamber
File Path: d:\ts\2025 report date\Q25050922-1E\FCC Above 1G BLE R\10
Memo: Sample Number: S25052922-011 Right side



Suspected Data List

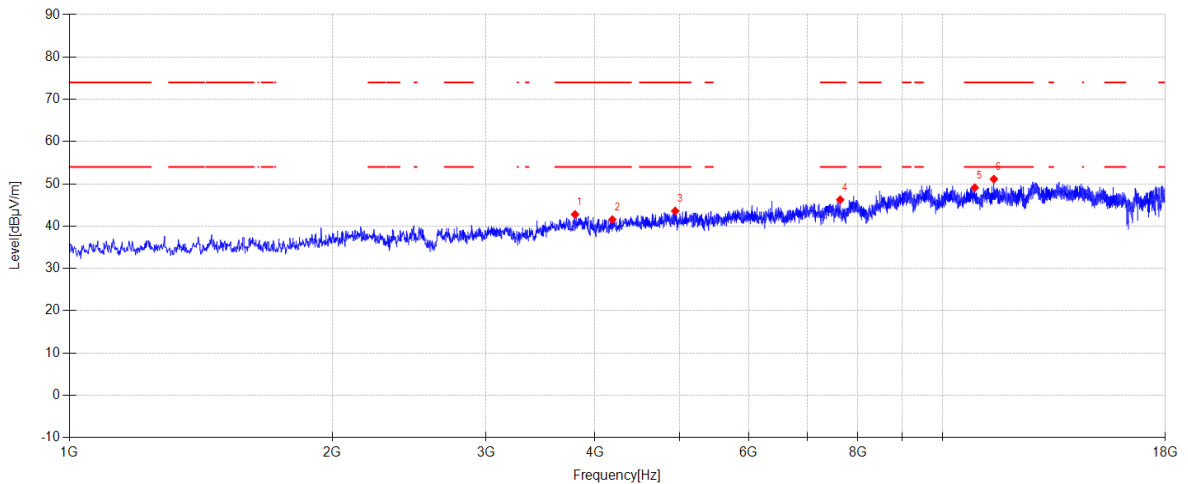
NO	Freq. [MHz]	Reading [dBμV/m]	Antenna Factor [dB]	Cable loss [dB]	AMP [dB]	Level [dBμV/m]	Limit [dBμV/m]	Margin [dB]	Detector	Polarity
1	3854.300	46.40	30.93	5.07	-39.65	42.75	74.00	31.25	PK	Vertical
2	4216.400	45.31	31.27	5.18	-39.66	42.10	74.00	31.90	PK	Vertical
3	4785.900	45.11	32.44	5.52	-39.62	43.45	74.00	30.55	PK	Vertical
4	7407.300	43.48	36.69	6.66	-40.63	46.20	74.00	27.80	PK	Vertical
5	11160.900	41.14	39.24	8.23	-39.16	49.45	74.00	24.55	PK	Vertical
6	12060.200	41.71	39.26	8.79	-39.99	49.77	74.00	24.23	PK	Vertical

Note:

1. Level = Reading + Cable loss + Antenna Factor + AMP
2. If Peak Result complies with AV limit, AV Result is deemed to comply with AV limit.
3. Test setup: RBW: 1 MHz, VBW: 3 MHz, Sweep time: auto.

TR-4-E-009 Radiated Emission Test Result

Test Date: 2025-05-29 **Tested By:** Lin Guoyuan
EUT: BLUETOOTH HEADSET **Model Number:** ENDURANCE PEAK 4
Test Mode: TX BLE 2M 2478MHz Mode **Power Supply:** Battery
Condition: Temp:24.1°C;Humi:48.4% **Test Site:** DDT 3# Chamber
File Path: d:\ts\2025 report date\Q25050922-1E\FCC Above 1G BLE R\11
Memo: Sample Number: S25052922-011 Right side



Suspected Data List

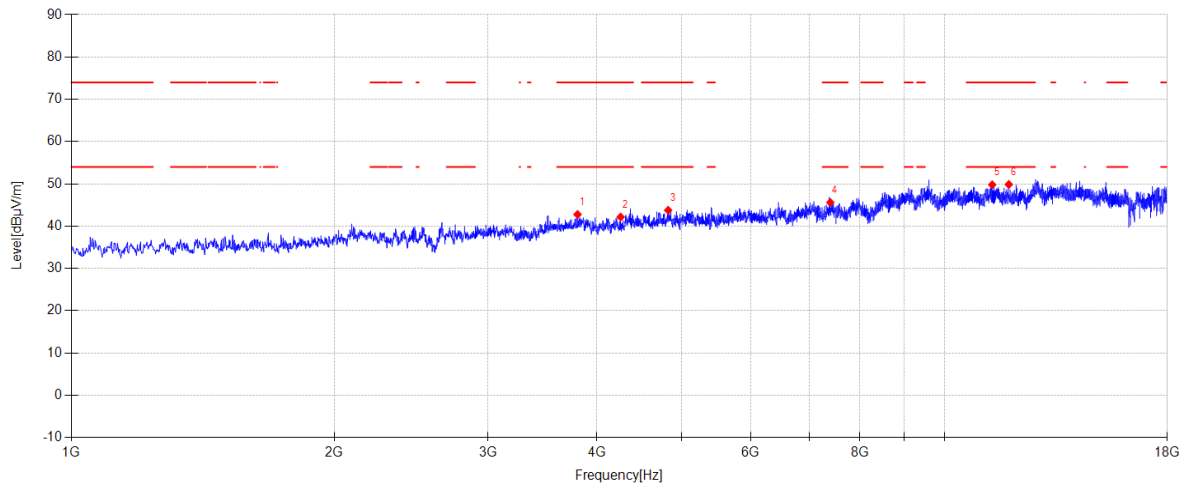
NO	Freq. [MHz]	Reading [dBμV/m]	Antenna Factor [dB]	Cable loss [dB]	AMP [dB]	Level [dBμV/m]	Limit [dBμV/m]	Margin [dB]	Detector	Polarity
1	3794.800	46.64	30.68	5.08	-39.63	42.77	74.00	31.23	PK	Horizontal
2	4187.500	44.85	31.20	5.16	-39.67	41.54	74.00	32.46	PK	Horizontal
3	4942.300	44.48	33.08	5.62	-39.60	43.58	74.00	30.42	PK	Horizontal
4	7636.800	43.32	36.57	6.78	-40.43	46.24	74.00	27.76	PK	Horizontal
5	10890.600	40.78	39.31	8.08	-39.07	49.10	74.00	24.90	PK	Horizontal
6	11451.600	42.90	39.25	8.41	-39.45	51.11	74.00	22.89	PK	Horizontal

Note:

1. Level = Reading + Cable loss + Antenna Factor + AMP
2. If Peak Result complies with AV limit, AV Result is deemed to comply with AV limit.
3. Test setup: RBW: 1 MHz, VBW: 3 MHz, Sweep time: auto.

TR-4-E-009 Radiated Emission Test Result

Test Date: 2025-05-29 **Tested By:** Lin Guoyuan
EUT: BLUETOOTH HEADSET **Model Number:** ENDURANCE PEAK 4
Test Mode: TX BLE 2M 2478MHz Mode **Power Supply:** Battery
Condition: Temp:24.1°C;Humi:48.4% **Test Site:** DDT 3# Chamber
File Path: d:\ts\2025 report date\Q25050922-1E\FCC Above 1G BLE R\12
Memo: Sample Number: S25052922-011 Right side



Suspected Data List

NO	Freq. [MHz]	Reading [dBμV/m]	Antenna Factor [dB]	Cable loss [dB]	AMP [dB]	Level [dBμV/m]	Limit [dBμV/m]	Margin [dB]	Detector	Polarity
1	3799.900	46.62	30.70	5.08	-39.63	42.77	74.00	31.23	PK	Vertical
2	4257.200	45.19	31.43	5.20	-39.66	42.16	74.00	31.84	PK	Vertical
3	4825.000	44.67	33.15	5.55	-39.61	43.76	74.00	30.24	PK	Vertical
4	7400.500	42.90	36.70	6.65	-40.64	45.61	74.00	28.39	PK	Vertical
5	11342.800	41.54	39.24	8.35	-39.34	49.79	74.00	24.21	PK	Vertical
6	11849.400	42.14	38.90	8.67	-39.85	49.86	74.00	24.14	PK	Vertical

Note:

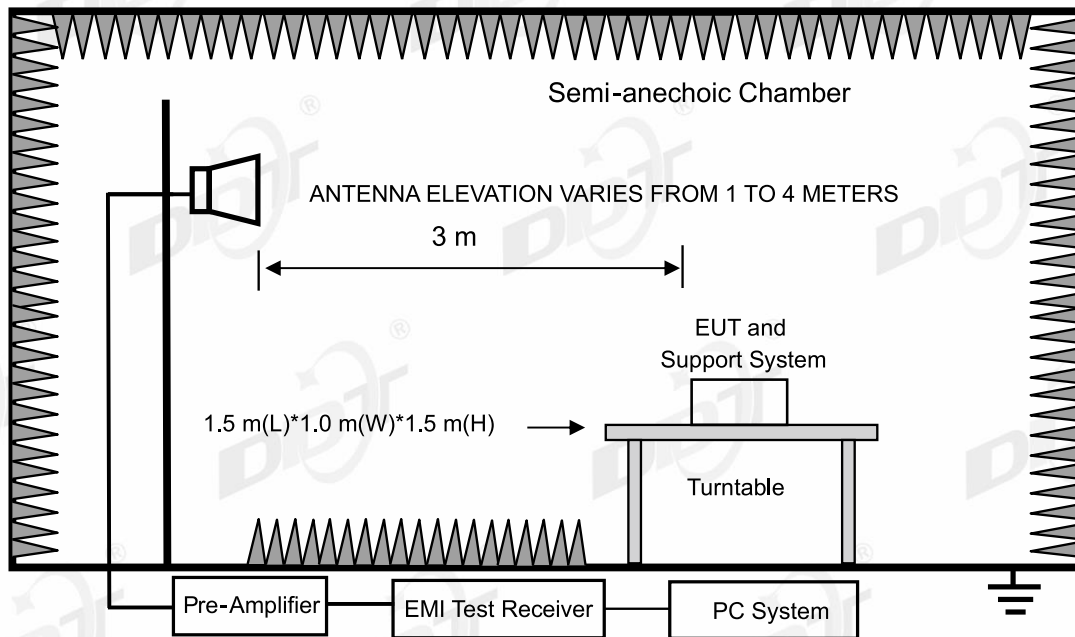
1. Level = Reading + Cable loss + Antenna Factor + AMP
2. If Peak Result complies with AV limit, AV Result is deemed to comply with AV limit.
3. Test setup: RBW: 1 MHz, VBW: 3 MHz, Sweep time: auto.

13. Band Edge Compliance

13.1. Test equipment

Equipment	Manufacturer	Model No.	Serial No.	Cal Due To
Micro-Tronics filters	REBES	BRM50702	DDT-ZC03242	/
RF Cable	N/A	W24.02 HL-562	DDT-ZC04022	2026/03/28
RF cable	Yuhu Technology	JCTB810-NJ-NJ-9M	DDT-ZC02538	2026/03/28
RF cable	Zhongke Junchuang	JCT26S-NJ-NJ-1.5M	DDT-ZC02762	2026/03/28
RF cable	Yuhu Technology	ZT26S-SMAJ-SMAJ-1M	DDT-ZC02037	2026/03/28
RF Cable	N/A	W13.02 AP1-X2	DDT-ZC04023	2026/03/28
Pre-amplifier	COM-POWER	PAM-840A	DDT-ZC01693	2026/03/28
Pre-amplifier	COM-POWER	PAM-118A	DDT-ZC01293	2025/08/25
High pass filter	Micro-Tronics	HPM50102	DDT-ZC00561	2026/03/28
EMI TEST RECEIVER	R&S	ESU26	DDT-ZC01909	2026/03/28
High pass filter	Micro-Tronics	HPM50108	DDT-ZC00560	2026/03/28
High Pass filter	Xi'an Xingbo	XBLBQ-GTA67	DDT-ZC02179	2026/03/28
Micro-Tronics filters	REBES	BRM50716	DDT-ZC03240	/
Broad-Band Horn Antenna	Schwarzbeck	BBHA 9170	DDT-ZC00506	2027/04/01
Trilog Broadband Antenna	Schwarzbeck	VULB 9163	DDT-ZC02050	2025/07/11
Hochgewinn-Hornantenne	SCHWARZBEC K	BBHA 9120 D	DDT-ZC02129	2025/09/18
Active Loop Antenna	Schwarzbeck	FMZB1519	DDT-ZC00524	2025/09/11
PSA Series Spectrum Analyzer	Agilent	E4447A	DDT-ZC00517	2026/03/28

13.2. Block diagram of test setup



13.3. Limits

All restriction band should comply with 15.209 and RSS-Gen section 8.9 limits, other emission should be at least 20 dB below the fundamental.

13.4. Assistant equipment used for test

Assistant equipment	Manufacturer	Model number	Description	other
/	/	/	/	/

13.5. Test procedure

Same with Radiated Emission except change investigated frequency range.

Remark: All restriction band have been tested, and only the worst case is shown in report.

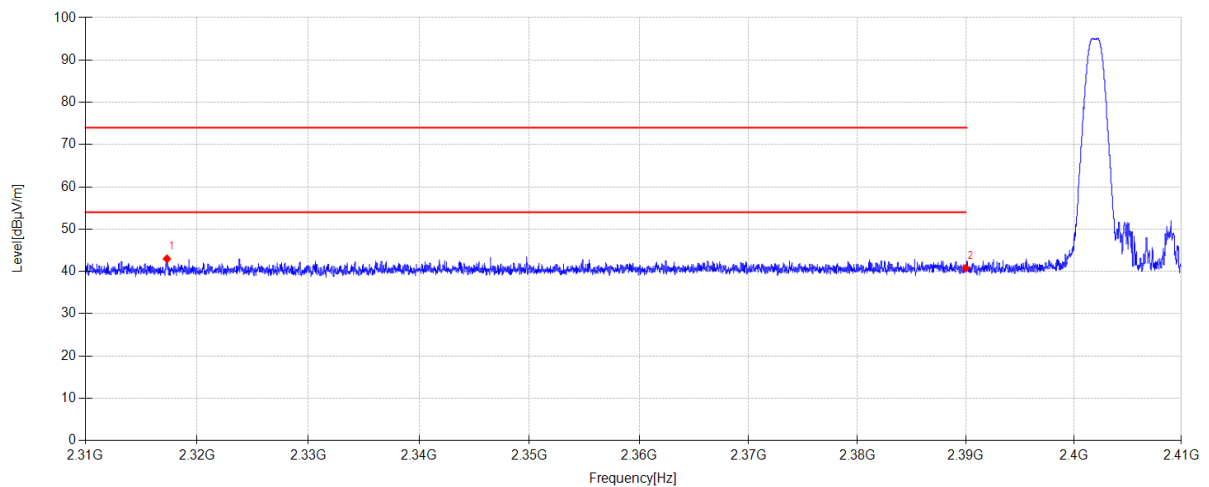
13.6. Test result

PASS. (See below detailed test result)

13.7. Test data

TR-4-E-009 Radiated Emission Test Result

Test Date: 2025-05-29 **Tested By:** Lin Guoyuan
EUT: BLUETOOTH HEADSET **Model Number:** ENDURANCE PEAK 4
Test Mode: TX BLE 1M 2402MHz Mode **Power Supply:** Battery
Condition: Temp:24.1°C;Humi:48.4% **Test Site:** DDT 3# Chamber
File Path: d:\ts\2025 report date\Q25050922-1E\FCC Above 1G BLE L13
Memo: Sample Number: S25052922-011 Left side



Suspected Data List

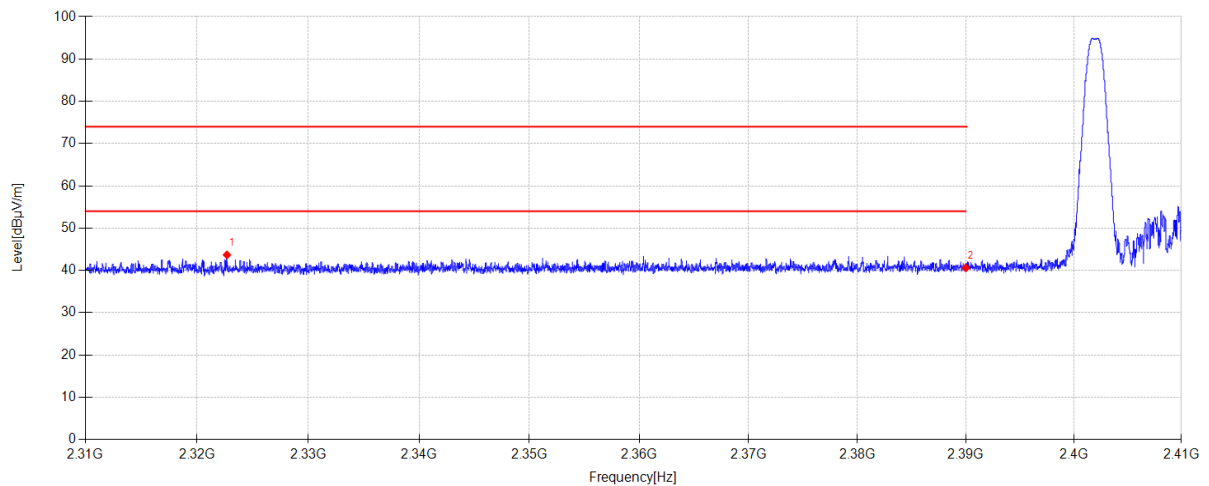
NO	Freq. [MHz]	Reading [dBμV/m]	Antenna Factor [dB]	Cable loss [dB]	AMP [dB]	Level [dBμV/m]	Limit [dBμV/m]	Margin [dB]	Detector	Polarity
1	2317.300	12.56	26.90	3.53	0.00	42.99	74.00	31.01	PK	Horizontal
2	2390.000	9.94	27.26	3.57	0.00	40.77	74.00	33.23	PK	Horizontal

Note:

1. Level = Reading + Cable loss + Antenna Factor + AMP
2. If Peak Result complies with AV limit, AV Result is deemed to comply with AV limit.
3. Test setup: RBW: 1 MHz, VBW: 3 MHz, Sweep time: auto.

TR-4-E-009 Radiated Emission Test Result

Test Date: 2025-05-29 **Tested By:** Lin Guoyuan
EUT: BLUETOOTH HEADSET **Model Number:** ENDURANCE PEAK 4
Test Mode: TX BLE 1M 2402MHz Mode **Power Supply:** Battery
Condition: Temp:24.1°C;Humi:48.4% **Test Site:** DDT 3# Chamber
File Path: d:\ts\2025 report date\Q25050922-1E\FCC Above 1G BLE L114
Memo: Sample Number: S25052922-011 Left side



Suspected Data List

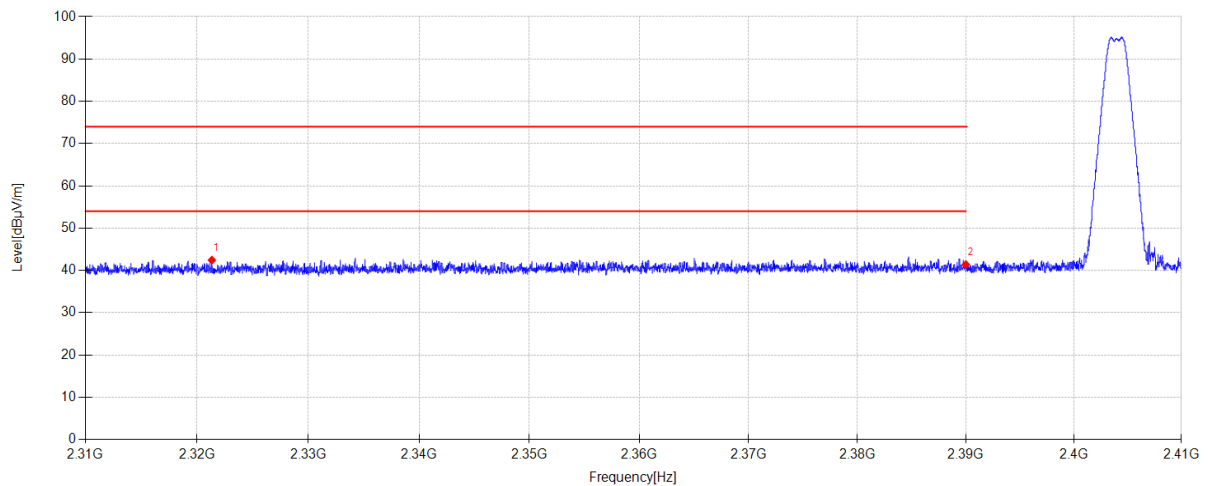
NO	Freq. [MHz]	Reading [dBμV/m]	Antenna Factor [dB]	Cable loss [dB]	AMP [dB]	Level [dBμV/m]	Limit [dBμV/m]	Margin [dB]	Detector	Polarity
1	2322.680	13.21	26.94	3.53	0.00	43.68	74.00	30.32	PK	Vertical
2	2390.000	9.78	27.26	3.57	0.00	40.61	74.00	33.39	PK	Vertical

Note:

1. Level = Reading + Cable loss + Antenna Factor + AMP
2. If Peak Result complies with AV limit, AV Result is deemed to comply with AV limit.
3. Test setup: RBW: 1 MHz, VBW: 3 MHz, Sweep time: auto.

TR-4-E-009 Radiated Emission Test Result

Test Date: 2025-05-29 **Tested By:** Lin Guoyuan
EUT: BLUETOOTH HEADSET **Model Number:** ENDURANCE PEAK 4
Test Mode: TX BLE 2M 2404MHz Mode **Power Supply:** Battery
Condition: Temp:24.1°C;Humi:48.4% **Test Site:** DDT 3# Chamber
File Path: d:\ts\2025 report date\Q25050922-1E\FCC Above 1G BLE L15
Memo: Sample Number: S25052922-011 Left side



Suspected Data List

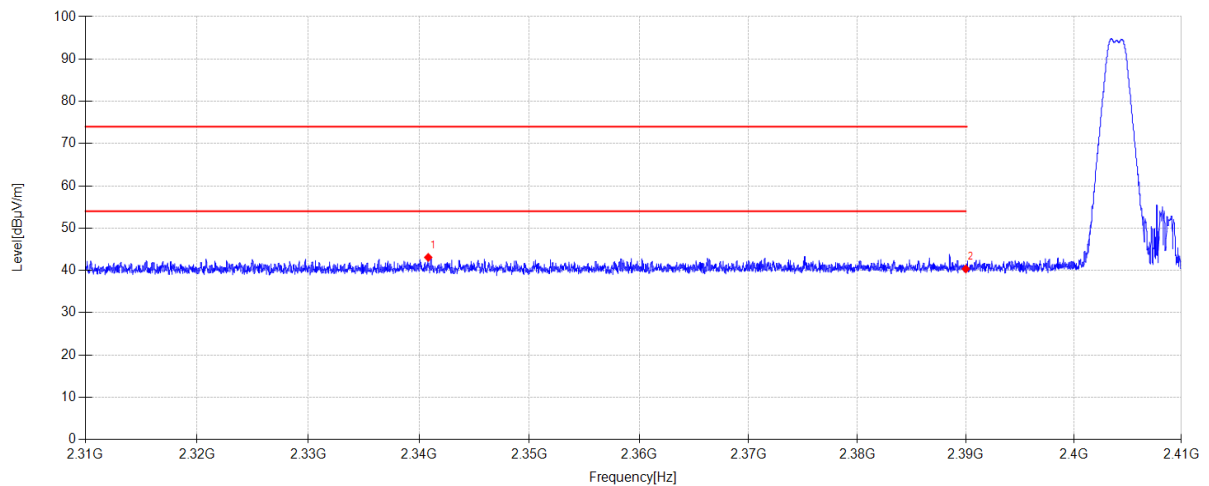
NO	Freq. [MHz]	Reading [dBμV/m]	Antenna Factor [dB]	Cable loss [dB]	AMP [dB]	Level [dBμV/m]	Limit [dBμV/m]	Margin [dB]	Detector	Polarity
1	2321.330	11.97	26.93	3.53	0.00	42.43	74.00	31.57	PK	Horizontal
2	2390.000	10.56	27.26	3.57	0.00	41.39	74.00	32.61	PK	Horizontal

Note:

1. Level = Reading + Cable loss + Antenna Factor + AMP
2. If Peak Result complies with AV limit, AV Result is deemed to comply with AV limit.
3. Test setup: RBW: 1 MHz, VBW: 3 MHz, Sweep time: auto.

TR-4-E-009 Radiated Emission Test Result

Test Date: 2025-05-29 **Tested By:** Lin Guoyuan
EUT: BLUETOOTH HEADSET **Model Number:** ENDURANCE PEAK 4
Test Mode: TX BLE 2M 2404MHz Mode **Power Supply:** Battery
Condition: Temp:24.1°C;Humi:48.4% **Test Site:** DDT 3# Chamber
File Path: d:\ts\2025 report date\Q25050922-1E\FCC Above 1G BLE L116
Memo: Sample Number: S25052922-011 Left side



Suspected Data List

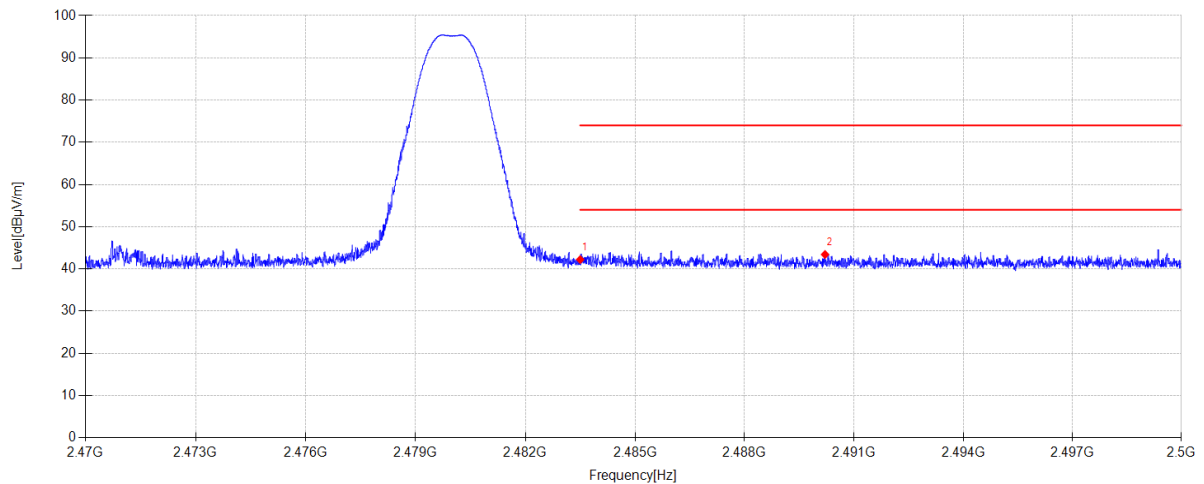
NO	Freq. [MHz]	Reading [dBμV/m]	Antenna Factor [dB]	Cable loss [dB]	AMP [dB]	Level [dBμV/m]	Limit [dBμV/m]	Margin [dB]	Detector	Polarity
1	2340.830	12.51	27.04	3.54	0.00	43.09	74.00	30.91	PK	Vertical
2	2390.000	9.53	27.26	3.57	0.00	40.36	74.00	33.64	PK	Vertical

Note:

1. Level = Reading + Cable loss + Antenna Factor + AMP
2. If Peak Result complies with AV limit, AV Result is deemed to comply with AV limit.
3. Test setup: RBW: 1 MHz, VBW: 3 MHz, Sweep time: auto.

TR-4-E-009 Radiated Emission Test Result

Test Date: 2025-05-29 **Tested By:** Lin Guoyuan
EUT: BLUETOOTH HEADSET **Model Number:** ENDURANCE PEAK 4
Test Mode: TX BLE 1M 2480MHz Mode **Power Supply:** Battery
Condition: Temp:24.1°C;Humi:48.4% **Test Site:** DDT 3# Chamber
File Path: d:\ts\2025 report date\Q25050922-1E\FCC Above 1G BLE L19
Memo: Sample Number: S25052922-011 Left side



Suspected Data List

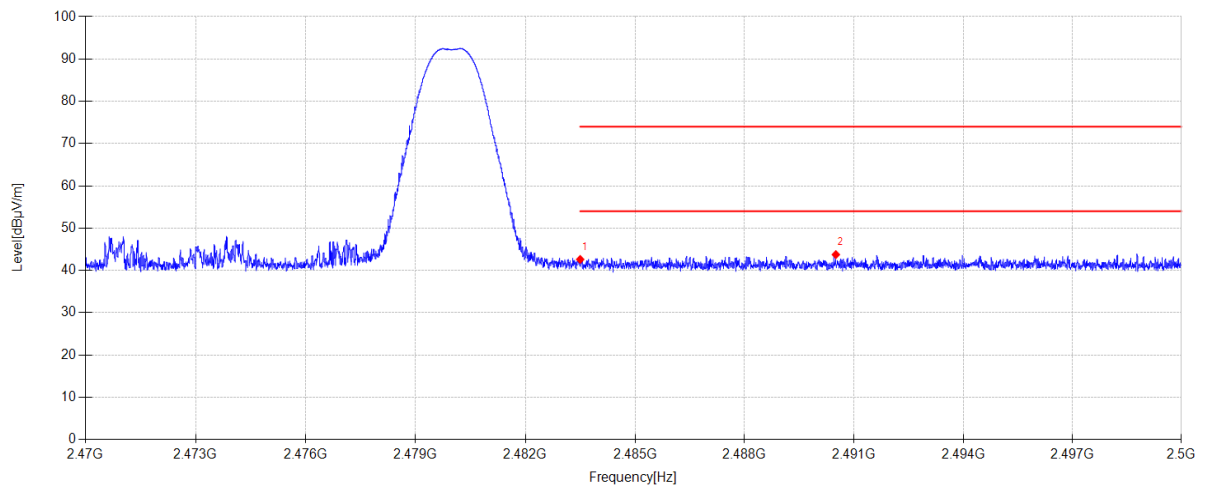
NO	Freq. [MHz]	Reading [dBμV/m]	Antenna Factor [dB]	Cable loss [dB]	AMP [dB]	Level [dBμV/m]	Limit [dBμV/m]	Margin [dB]	Detector	Polarity
1	2483.500	11.07	27.53	3.62	0.00	42.22	74.00	31.78	PK	Horizontal
2	2490.208	12.24	27.56	3.62	0.00	43.42	74.00	30.58	PK	Horizontal

Note:

1. Level = Reading + Cable loss + Antenna Factor + AMP
2. If Peak Result complies with AV limit, AV Result is deemed to comply with AV limit.
3. Test setup: RBW: 1 MHz, VBW: 3 MHz, Sweep time: auto.

TR-4-E-009 Radiated Emission Test Result

Test Date: 2025-05-29 **Tested By:** Lin Guoyuan
EUT: BLUETOOTH HEADSET **Model Number:** ENDURANCE PEAK 4
Test Mode: TX BLE 1M 2480MHz Mode **Power Supply:** Battery
Condition: Temp:24.1°C;Humi:48.4% **Test Site:** DDT 3# Chamber
File Path: d:\ts\2025 report date\Q25050922-1E\FCC Above 1G BLE L\20
Memo: Sample Number: S25052922-011 Left side



Suspected Data List

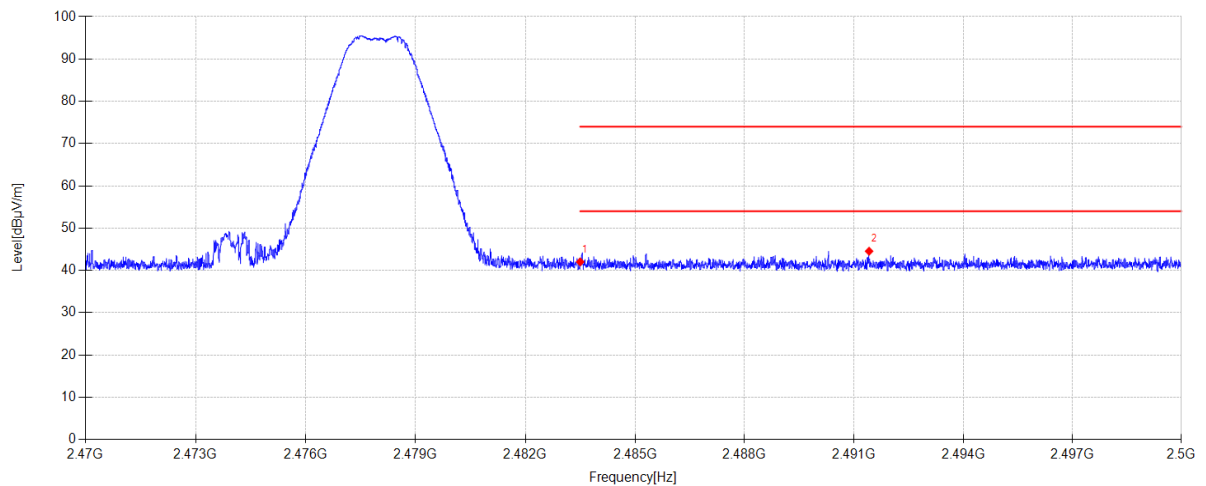
NO	Freq. [MHz]	Reading [dBμV/m]	Antenna Factor [dB]	Cable loss [dB]	AMP [dB]	Level [dBμV/m]	Limit [dBμV/m]	Margin [dB]	Detector	Polarity
1	2483.500	11.46	27.53	3.62	0.00	42.61	74.00	31.39	PK	Vertical
2	2490.505	12.57	27.56	3.62	0.00	43.75	74.00	30.25	PK	Vertical

Note:

1. Level = Reading + Cable loss + Antenna Factor + AMP
2. If Peak Result complies with AV limit, AV Result is deemed to comply with AV limit.
3. Test setup: RBW: 1 MHz, VBW: 3 MHz, Sweep time: auto.

TR-4-E-009 Radiated Emission Test Result

Test Date: 2025-05-29 **Tested By:** Lin Guoyuan
EUT: BLUETOOTH HEADSET **Model Number:** ENDURANCE PEAK 4
Test Mode: TX BLE 2M 2478MHz Mode **Power Supply:** Battery
Condition: Temp:24.1°C;Humi:48.4% **Test Site:** DDT 3# Chamber
File Path: d:\ts\2025 report date\Q25050922-1E\FCC Above 1G BLE L17
Memo: Sample Number: S25052922-011 Left side



Suspected Data List

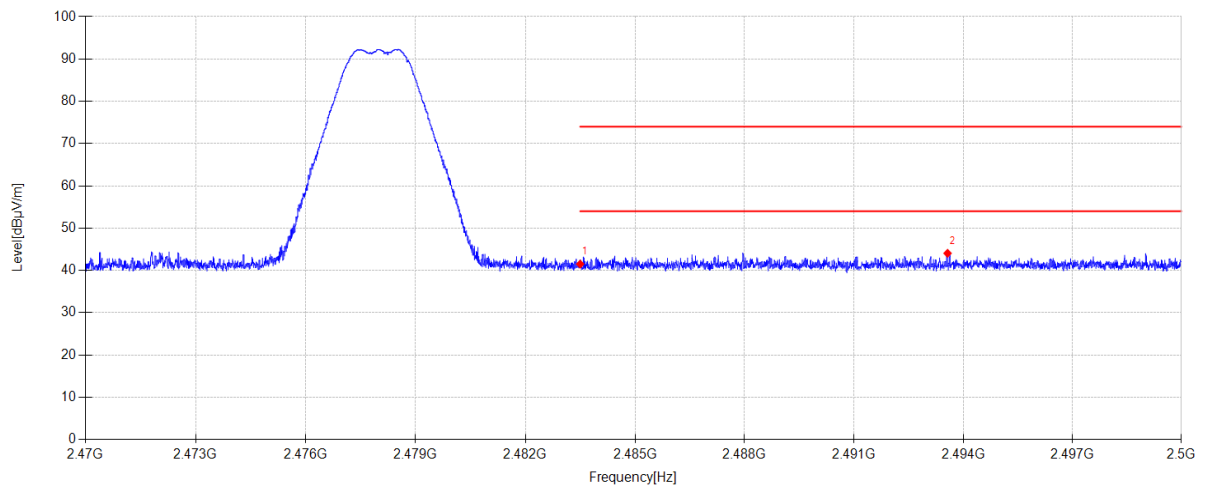
NO	Freq. [MHz]	Reading [dBμV/m]	Antenna Factor [dB]	Cable loss [dB]	AMP [dB]	Level [dBμV/m]	Limit [dBμV/m]	Margin [dB]	Detector	Polarity
1	2483.500	10.87	27.53	3.62	0.00	42.02	74.00	31.98	PK	Horizontal
2	2491.417	13.35	27.57	3.63	0.00	44.55	74.00	29.45	PK	Horizontal

Note:

1. Level = Reading + Cable loss + Antenna Factor + AMP
2. If Peak Result complies with AV limit, AV Result is deemed to comply with AV limit.
3. Test setup: RBW: 1 MHz, VBW: 3 MHz, Sweep time: auto.

TR-4-E-009 Radiated Emission Test Result

Test Date: 2025-05-29 **Tested By:** Lin Guoyuan
EUT: BLUETOOTH HEADSET **Model Number:** ENDURANCE PEAK 4
Test Mode: TX BLE 2M 2478MHz Mode **Power Supply:** Battery
Condition: Temp:24.1°C;Humi:48.4% **Test Site:** DDT 3# Chamber
File Path: d:\ts\2025 report date\Q25050922-1E\FCC Above 1G BLE L18
Memo: Sample Number: S25052922-011 Left side



Suspected Data List

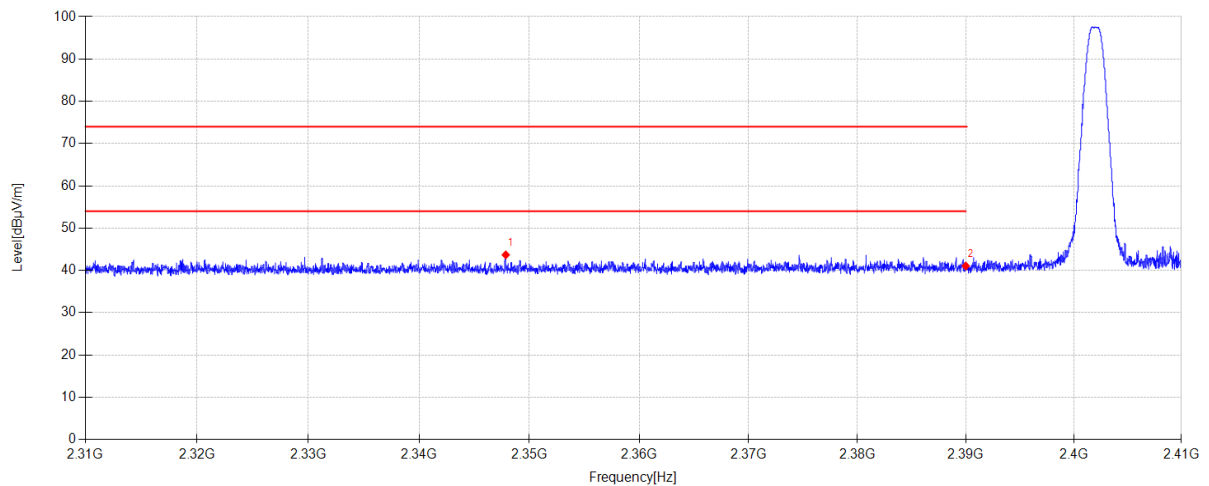
NO	Freq. [MHz]	Reading [dBμV/m]	Antenna Factor [dB]	Cable loss [dB]	AMP [dB]	Level [dBμV/m]	Limit [dBμV/m]	Margin [dB]	Detector	Polarity
1	2483.500	10.35	27.53	3.62	0.00	41.50	74.00	32.50	PK	Vertical
2	2493.571	12.86	27.57	3.63	0.00	44.06	74.00	29.94	PK	Vertical

Note:

1. Level = Reading + Cable loss + Antenna Factor + AMP
2. If Peak Result complies with AV limit, AV Result is deemed to comply with AV limit.
3. Test setup: RBW: 1 MHz, VBW: 3 MHz, Sweep time: auto.

TR-4-E-009 Radiated Emission Test Result

Test Date: 2025-05-29 **Tested By:** Lin Guoyuan
EUT: BLUETOOTH HEADSET **Model Number:** ENDURANCE PEAK 4
Test Mode: TX BLE 1M 2402MHz Mode **Power Supply:** Battery
Condition: Temp:24.1°C;Humi:48.4% **Test Site:** DDT 3# Chamber
File Path: d:\ts\2025 report date\Q25050922-1E\FCC Above 1G BLE R\19
Memo: Sample Number: S25052922-011 Right side



Suspected Data List

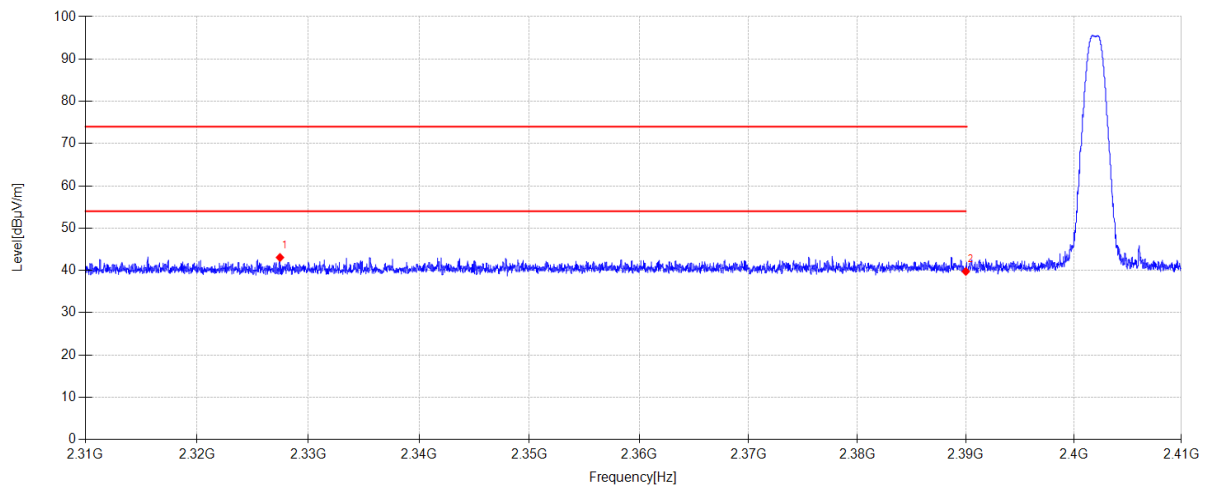
NO	Freq. [MHz]	Reading [dBμV/m]	Antenna Factor [dB]	Cable loss [dB]	AMP [dB]	Level [dBμV/m]	Limit [dBμV/m]	Margin [dB]	Detector	Polarity
1	2347.860	13.06	27.09	3.54	0.00	43.69	74.00	30.31	PK	Horizontal
2	2390.000	10.22	27.26	3.57	0.00	41.05	74.00	32.95	PK	Horizontal

Note:

1. Level = Reading + Cable loss + Antenna Factor + AMP
2. If Peak Result complies with AV limit, AV Result is deemed to comply with AV limit.
3. Test setup: RBW: 1 MHz, VBW: 3 MHz, Sweep time: auto.

TR-4-E-009 Radiated Emission Test Result

Test Date: 2025-05-29 **Tested By:** Lin Guoyuan
EUT: BLUETOOTH HEADSET **Model Number:** ENDURANCE PEAK 4
Test Mode: TX BLE 1M 2402MHz Mode **Power Supply:** Battery
Condition: Temp:24.1°C;Humi:48.4% **Test Site:** DDT 3# Chamber
File Path: d:\ts\2025 report date\Q25050922-1E\FCC Above 1G BLE R\20
Memo: Sample Number: S25052922-011 Right side



Suspected Data List

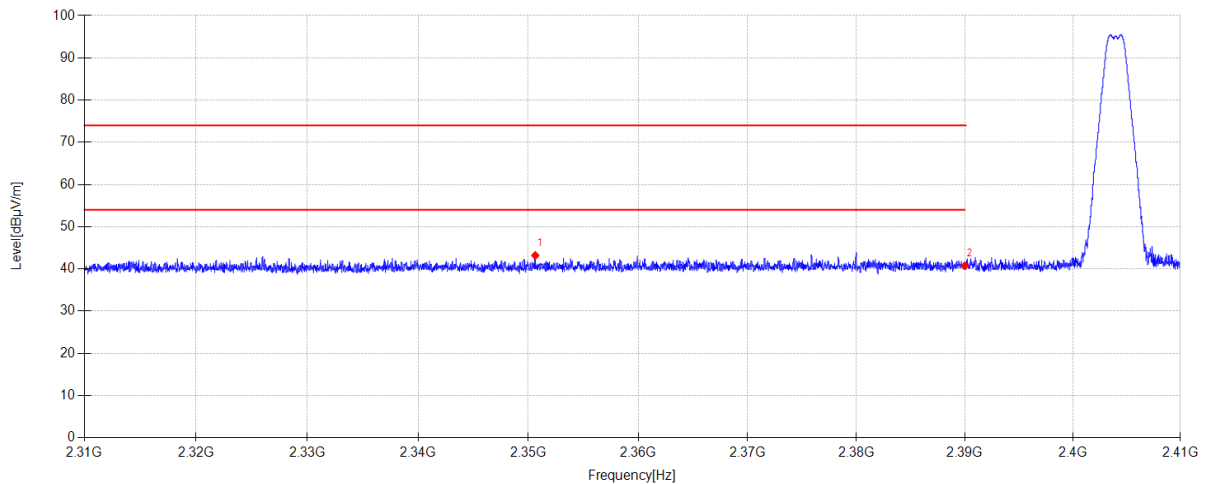
NO	Freq. [MHz]	Reading [dBμV/m]	Antenna Factor [dB]	Cable loss [dB]	AMP [dB]	Level [dBμV/m]	Limit [dBμV/m]	Margin [dB]	Detector	Polarity
1	2327.450	12.58	26.96	3.53	0.00	43.07	74.00	30.93	PK	Vertical
2	2390.000	8.92	27.26	3.57	0.00	39.75	74.00	34.25	PK	Vertical

Note:

1. Level = Reading + Cable loss + Antenna Factor + AMP
2. If Peak Result complies with AV limit, AV Result is deemed to comply with AV limit.
3. Test setup: RBW: 1 MHz, VBW: 3 MHz, Sweep time: auto.

TR-4-E-009 Radiated Emission Test Result

Test Date: 2025-05-29 **Tested By:** Lin Guoyuan
EUT: BLUETOOTH HEADSET **Model Number:** ENDURANCE PEAK 4
Test Mode: TX BLE 2M 2404MHz Mode **Power Supply:** Battery
Condition: Temp:24.1°C;Humi:48.4% **Test Site:** DDT 3# Chamber
File Path: d:\ts\2025 report date\Q25050922-1E\FCC Above 1G BLE R\17
Memo: Sample Number: S25052922-011 Right side



Suspected Data List

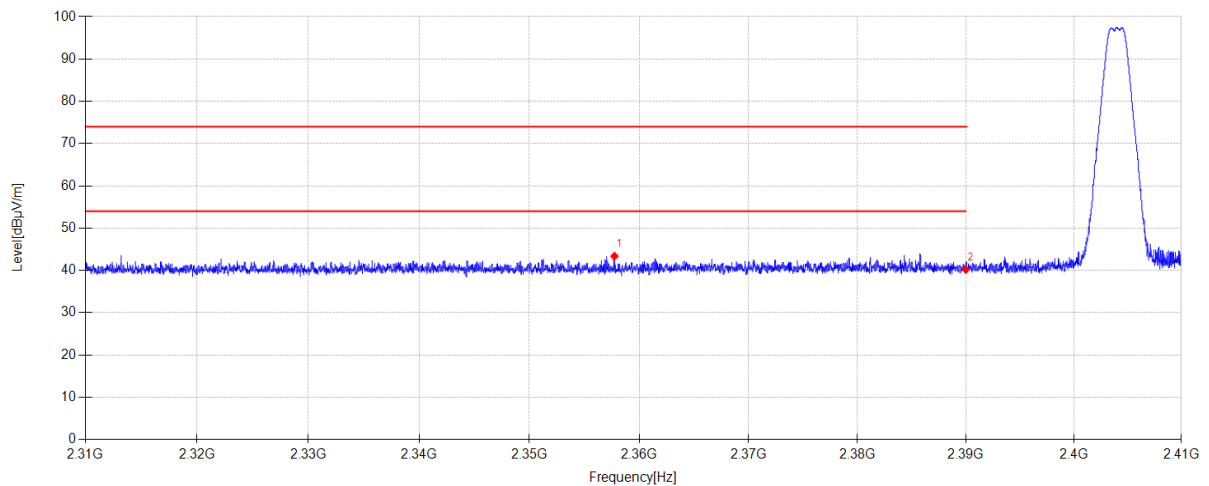
NO	Freq. [MHz]	Reading [dBμV/m]	Antenna Factor [dB]	Cable loss [dB]	AMP [dB]	Level [dBμV/m]	Limit [dBμV/m]	Margin [dB]	Detector	Polarity
1	2350.630	12.54	27.10	3.55	0.00	43.19	74.00	30.81	PK	Vertical
2	2390.000	9.93	27.26	3.57	0.00	40.76	74.00	33.24	PK	Vertical

Note:

1. Level = Reading + Cable loss + Antenna Factor + AMP
2. If Peak Result complies with AV limit, AV Result is deemed to comply with AV limit.
3. Test setup: RBW: 1 MHz, VBW: 3 MHz, Sweep time: auto.

TR-4-E-009 Radiated Emission Test Result

Test Date: 2025-05-29 **Tested By:** Lin Guoyuan
EUT: BLUETOOTH HEADSET **Model Number:** ENDURANCE PEAK 4
Test Mode: TX BLE 2M 2404MHz Mode **Power Supply:** Battery
Condition: Temp:24.1°C;Humi:48.4% **Test Site:** DDT 3# Chamber
File Path: d:\ts\2025 report date\Q25050922-1E\FCC Above 1G BLE R\18
Memo: Sample Number: S25052922-011 Right side



Suspected Data List

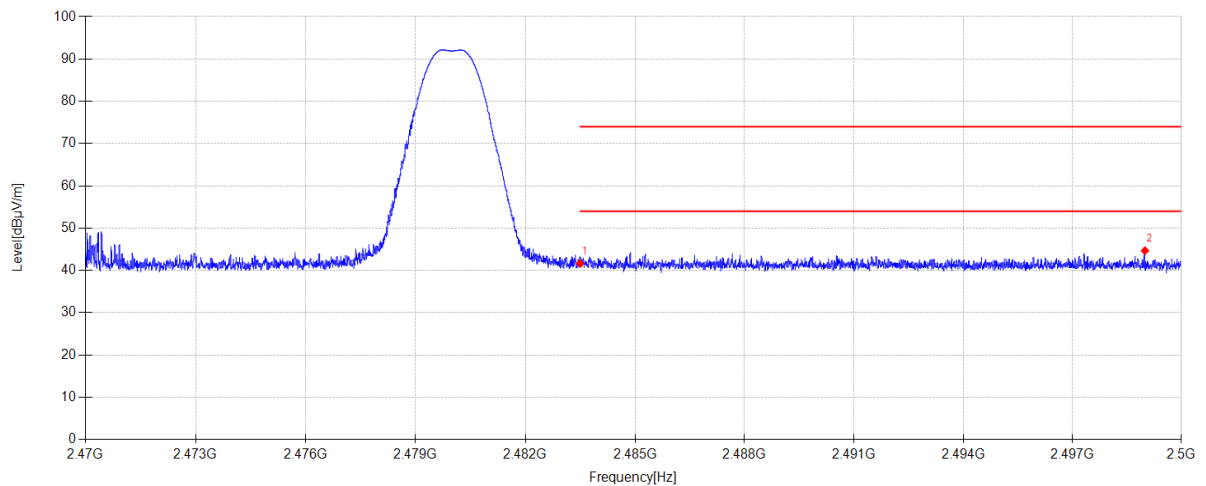
NO	Freq. [MHz]	Reading [dBμV/m]	Antenna Factor [dB]	Cable loss [dB]	AMP [dB]	Level [dBμV/m]	Limit [dBμV/m]	Margin [dB]	Detector	Polarity
1	2357.750	12.70	27.13	3.55	0.00	43.38	74.00	30.62	PK	Horizontal
2	2390.000	9.40	27.26	3.57	0.00	40.23	74.00	33.77	PK	Horizontal

Note:

1. Level = Reading + Cable loss + Antenna Factor + AMP
2. If Peak Result complies with AV limit, AV Result is deemed to comply with AV limit.
3. Test setup: RBW: 1 MHz, VBW: 3 MHz, Sweep time: auto.

TR-4-E-009 Radiated Emission Test Result

Test Date: 2025-05-29 **Tested By:** Lin Guoyuan
EUT: BLUETOOTH HEADSET **Model Number:** ENDURANCE PEAK 4
Test Mode: TX BLE 1M 2480MHz Mode **Power Supply:** Battery
Condition: Temp:24.1°C;Humi:48.4% **Test Site:** DDT 3# Chamber
File Path: d:\ts\2025 report date\Q25050922-1E\FCC Above 1G BLE R\13
Memo: Sample Number: S25052922-011 Right side



Suspected Data List

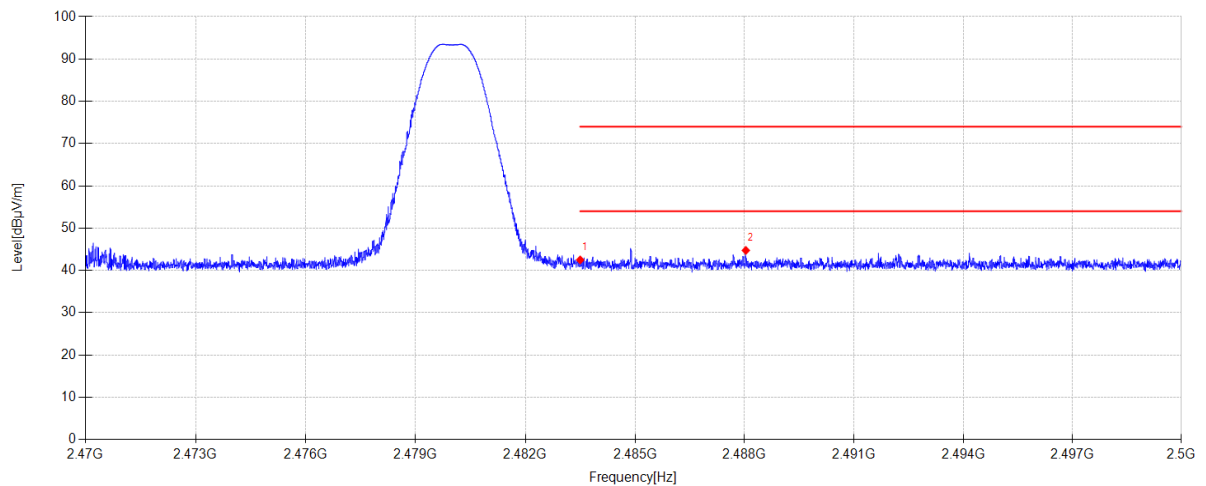
NO	Freq. [MHz]	Reading [dBμV/m]	Antenna Factor [dB]	Cable loss [dB]	AMP [dB]	Level [dBμV/m]	Limit [dBμV/m]	Margin [dB]	Detector	Polarity
1	2483.500	10.50	27.53	3.62	0.00	41.65	74.00	32.35	PK	Horizontal
2	2498.998	13.44	27.60	3.63	0.00	44.67	74.00	29.33	PK	Horizontal

Note:

1. Level = Reading + Cable loss + Antenna Factor + AMP
2. If Peak Result complies with AV limit, AV Result is deemed to comply with AV limit.
3. Test setup: RBW: 1 MHz, VBW: 3 MHz, Sweep time: auto.

TR-4-E-009 Radiated Emission Test Result

Test Date: 2025-05-29 **Tested By:** Lin Guoyuan
EUT: BLUETOOTH HEADSET **Model Number:** ENDURANCE PEAK 4
Test Mode: TX BLE 1M 2480MHz Mode **Power Supply:** Battery
Condition: Temp:24.1°C;Humi:48.4% **Test Site:** DDT 3# Chamber
File Path: d:\ts\2025 report date\Q25050922-1E\FCC Above 1G BLE R\14
Memo: Sample Number: S25052922-011 Right side



Suspected Data List

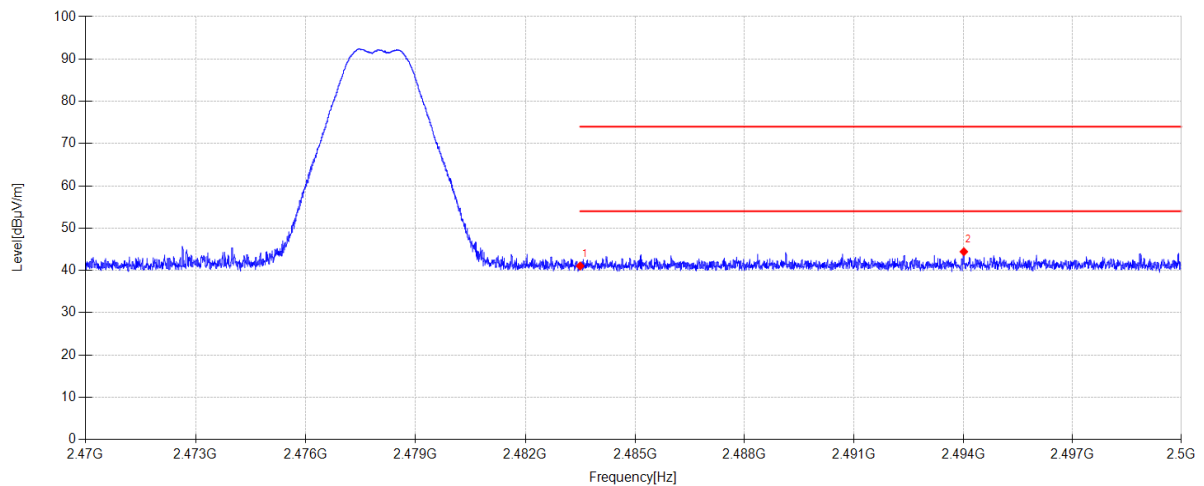
NO	Freq. [MHz]	Reading [dBμV/m]	Antenna Factor [dB]	Cable loss [dB]	AMP [dB]	Level [dBμV/m]	Limit [dBμV/m]	Margin [dB]	Detector	Polarity
1	2483.500	11.34	27.53	3.62	0.00	42.49	74.00	31.51	PK	Vertical
2	2488.036	13.57	27.55	3.62	0.00	44.74	74.00	29.26	PK	Vertical

Note:

1. Level = Reading + Cable loss + Antenna Factor + AMP
2. If Peak Result complies with AV limit, AV Result is deemed to comply with AV limit.
3. Test setup: RBW: 1 MHz, VBW: 3 MHz, Sweep time: auto.

TR-4-E-009 Radiated Emission Test Result

Test Date: 2025-05-29 **Tested By:** Lin Guoyuan
EUT: BLUETOOTH HEADSET **Model Number:** ENDURANCE PEAK 4
Test Mode: TX BLE 2M 2478MHz Mode **Power Supply:** Battery
Condition: Temp:24.1°C;Humi:48.4% **Test Site:** DDT 3# Chamber
File Path: d:\ts\2025 report date\Q25050922-1E\FCC Above 1G BLE R\15
Memo: Sample Number: S25052922-011 Right side



Suspected Data List

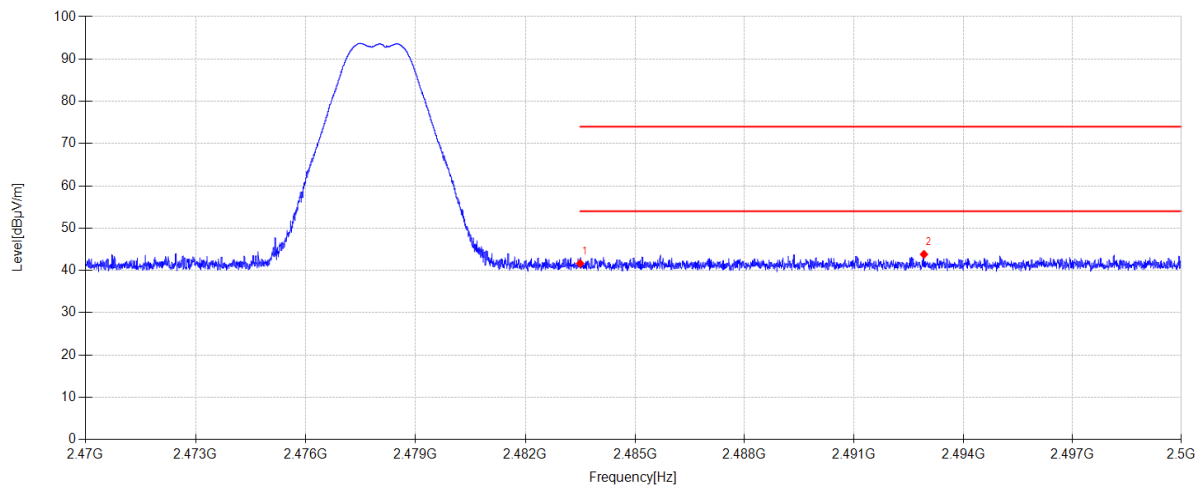
NO	Freq. [MHz]	Reading [dBμV/m]	Antenna Factor [dB]	Cable loss [dB]	AMP [dB]	Level [dBμV/m]	Limit [dBμV/m]	Margin [dB]	Detector	Polarity
1	2483.500	9.91	27.53	3.62	0.00	41.06	74.00	32.94	PK	Horizontal
2	2494.018	13.23	27.58	3.63	0.00	44.44	74.00	29.56	PK	Horizontal

Note:

1. Level = Reading + Cable loss + Antenna Factor + AMP
2. If Peak Result complies with AV limit, AV Result is deemed to comply with AV limit.
3. Test setup: RBW: 1 MHz, VBW: 3 MHz, Sweep time: auto.

TR-4-E-009 Radiated Emission Test Result

Test Date: 2025-05-29 **Tested By:** Lin Guoyuan
EUT: BLUETOOTH HEADSET **Model Number:** ENDURANCE PEAK 4
Test Mode: TX BLE 2M 2478MHz Mode **Power Supply:** Battery
Condition: Temp:24.1°C;Humi:48.4% **Test Site:** DDT 3# Chamber
File Path: d:\ts\2025 report date\Q25050922-1E\FCC Above 1G BLE R\16
Memo: Sample Number: S25052922-011 Right side



Suspected Data List

NO	Freq. [MHz]	Reading [dBμV/m]	Antenna Factor [dB]	Cable loss [dB]	AMP [dB]	Level [dBμV/m]	Limit [dBμV/m]	Margin [dB]	Detector	Polarity
1	2483.500	10.51	27.53	3.62	0.00	41.66	74.00	32.34	PK	Vertical
2	2492.923	12.61	27.57	3.63	0.00	43.81	74.00	30.19	PK	Vertical

Note:

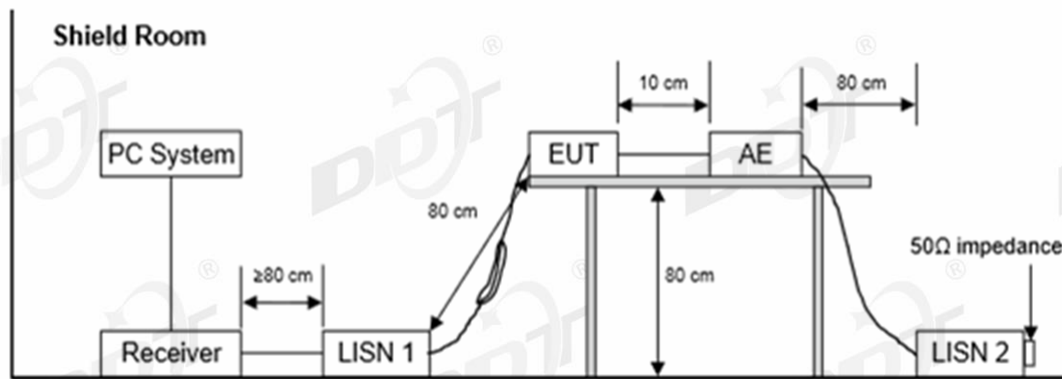
1. Level = Reading + Cable loss + Antenna Factor + AMP
2. If Peak Result complies with AV limit, AV Result is deemed to comply with AV limit.
3. Test setup: RBW: 1 MHz, VBW: 3 MHz, Sweep time: auto.

14. Power Line Conducted Emissions

14.1. Test equipment

Equipment	Manufacturer	Model No.	Serial No.	Cal Due To
EMI Test Receiver	R&S	ESCI 3	DDT-ZC01972	2026/03/28
Two Line V-Network	R&S	ENV216	DDT-ZC00586	2025/07/08
Pulse Limiter	R&S	KH43101	DDT-ZC00747	2026/03/28
Coaxial signal signal cable	H&S	RG214-5	DDT-ZC01817	2026/03/28
Conducted Radiated Software	Audix	E3	DDT-ZC00562	/
Two Line V-Network	R&S	ENV216	DDT-ZC02058	2025/07/08

14.2. Block diagram of test setup



14.3. Limits

Frequency	Quasi-Peak Level	Average Level
	dB(μV)	dB(μV)
150 kHz~500 kHz	66 ~ 56*	56 ~ 46*
500 kHz~5 MHz	56	46
5 MHz~30 MHz	60	50

Note 1: * Decreasing linearly with logarithm of frequency.

Note 2: The lower limit shall apply at the transition frequencies.

14.4. Assistant equipment used for test

Assistant equipment	Manufacturer	Model number	Description	other
/	/	/	/	/

14.5. Test procedure

The EUT and Support equipment, if needed, were put placed on a non-metallic table, 80cm above the ground plane.

All support equipment power received from a second LISN.

Emissions were measured on each current carrying line of the EUT using an EMI Test Receiver connected to the LISN powering the EUT.

The Receiver scanned from 150 kHz to 30 MHz for emissions in each of the test modes.

During the above scans, the emissions were maximized by cable manipulation.

The test mode(s) described in clause 2.4 were scanned during the preliminary test.

After the preliminary scan, we found the test mode producing the highest emission level.

The EUT configuration and worse cable configuration of the above highest emission levels were recorded for reference of the final test.

EUT and support equipment were set up on the test bench as per the configuration with highest emission level in the preliminary test.

A scan was taken on both power lines, Neutral and Line, recording at least the six highest emissions.

Emission frequency and amplitude were recorded into a computer in which correction factors were used to calculate the emission level and compare reading to the applicable limit.

The test data of the worst-case condition(s) was recorded.

The bandwidth of test receiver is set at 9 kHz.

14.6. Test result

PASS. (See below detailed test result)

Note1: All emissions not reported below are too low against the prescribed limits.

Note2: "----" means Peak detection; "----" means Average detection.

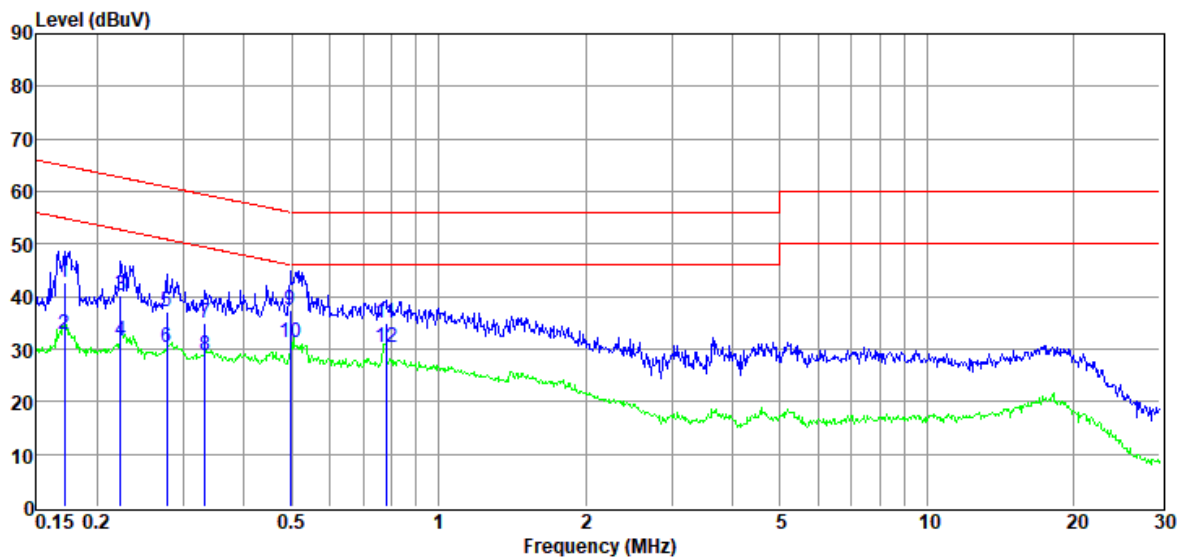
Note3: Pre-test AC conducted emission at both voltage AC 120V/60Hz and AC 240V/50Hz, recorded the worst case.

14.7. Test data

TR-4-E-010 Conducted Emission Test Result

Test Site : DDT 5# Shield Room D:\2025 report data\Q25050922-1E\0514 CE.EM6
Test Date : 2025-05-14 **Tested By** : Cut Zhuang
EUT : BLUETOOTH HEADSET **Model Number** : ENDURANCE PEAK 4
Power Supply : AC 120V/60Hz **Test Mode** : Tx mode
Condition : Temp:22.1°C,Humi:57.5% **LISN** : 2023 ENV216 3#/LINE
Memo : Sample Number: S25052922-011

Data: 6



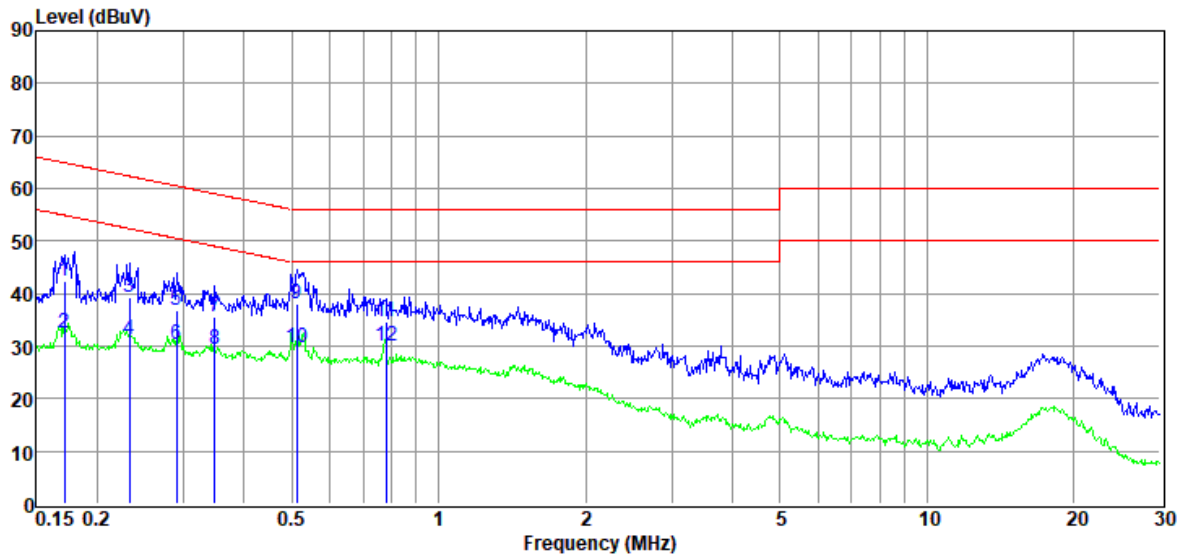
Item (Mark)	Freq. (MHz)	Read Level (dBuV)	LISN Factor (dB)	Cable Loss (dB)	Pulse Limiter Factor (dB)	Result Level (dBuV)	Limit Line (dBuV)	Over Limit (dB)	Detector	Phase
1	0.17	22.93	9.53	0.19	10.15	42.80	64.90	-22.10	QP	LINE
2	0.17	12.83	9.53	0.19	10.15	32.70	54.90	-22.20	Average	LINE
3	0.22	20.09	9.79	0.20	10.14	40.22	62.70	-22.48	QP	LINE
4	0.22	11.30	9.79	0.20	10.14	31.43	52.70	-21.27	Average	LINE
5	0.28	17.05	9.69	0.23	10.11	37.08	60.90	-23.82	QP	LINE
6	0.28	10.33	9.69	0.23	10.11	30.36	50.90	-20.54	Average	LINE
7	0.33	14.90	9.75	0.24	10.09	34.98	59.40	-24.42	QP	LINE
8	0.33	8.62	9.75	0.24	10.09	28.70	49.40	-20.70	Average	LINE
9	0.50	17.42	9.62	0.25	10.05	37.34	56.05	-18.71	QP	LINE
10	0.50	11.43	9.62	0.25	10.05	31.35	46.05	-14.70	Average	LINE
11	0.78	14.83	9.94	0.28	9.94	34.99	56.00	-21.01	QP	LINE
12	0.78	10.04	9.94	0.28	9.94	30.20	46.00	-15.80	Average	LINE

- Note: 1. Result Level = Read Level +LISN Factor + Pulse Limiter Factor + Cable loss.
 2. If QP Result complies with AV limit, AV Result is deemed to comply with AV limit.
 3. Test setup: RBW: 200 Hz (9 kHz—150 kHz), 9 kHz (150 kHz—30 MHz).
 4. Step size: 80Hz (0.009MHz-0.15MHz), 4 kHz (0.15MHz-30MHz), Scan time: auto.

TR-4-E-010 Conducted Emission Test Result

Test Site : DDT 5# Shield Room D:\2025 report data\Q25050922-1E\0514 CE.EM6
Test Date : 2025-05-14 **Tested By** : Cut Zhuang
EUT : BLUETOOTH HEADSET **Model Number** : ENDURANCE PEAK 4
Power Supply : AC 120V/60Hz **Test Mode** : Tx mode
Condition : Temp:22.1°C,Humi:57.5% **LISN** : 2023 ENV216 3#/NEUTRAL
Memo : Sample Number: S25052922-011

Data: 8



Item (Mark)	Freq. (MHz)	Read Level (dBuV)	LISN Factor (dB)	Cable Loss (dB)	Pulse Limiter Factor (dB)	Result Level (dBuV)	Limit Line (dBuV)	Over Limit (dB)	Detector	Phase
1	0.17	22.25	9.77	0.19	10.15	42.36	64.90	-22.54	QP	NEUTRAL
2	0.17	12.50	9.77	0.19	10.15	32.61	54.90	-22.29	Average	NEUTRAL
3	0.23	19.05	9.86	0.21	10.13	39.25	62.35	-23.10	QP	NEUTRAL
4	0.23	11.01	9.86	0.21	10.13	31.21	52.35	-21.14	Average	NEUTRAL
5	0.29	16.61	9.79	0.24	10.11	36.75	60.50	-23.75	QP	NEUTRAL
6	0.29	10.28	9.79	0.24	10.11	30.42	50.50	-20.08	Average	NEUTRAL
7	0.35	15.15	9.96	0.24	10.09	35.44	59.00	-23.56	QP	NEUTRAL
8	0.35	9.19	9.96	0.24	10.09	29.48	49.00	-19.52	Average	NEUTRAL
9	0.51	18.06	9.80	0.25	10.04	38.15	56.00	-17.85	QP	NEUTRAL
10	0.51	9.66	9.80	0.25	10.04	29.75	46.00	-16.25	Average	NEUTRAL
11	0.78	14.45	9.91	0.28	9.94	34.58	56.00	-21.42	QP	NEUTRAL
12	0.78	9.76	9.91	0.28	9.94	29.89	46.00	-16.11	Average	NEUTRAL

- Note: 1. Result Level = Read Level +LISN Factor + Pulse Limiter Factor + Cable loss.
 2. If QP Result complies with AV limit, AV Result is deemed to comply with AV limit.
 3. Test setup: RBW: 200 Hz (9 kHz—150 kHz), 9 kHz (150 kHz—30 MHz).
 4. Step size: 80Hz (0.009MHz-0.15MHz), 4 kHz (0.15MHz-30MHz), Scan time: auto.

16. Photos of the EUT

Please refer to DDT-Q25050922-2E appendix I

-----End Report-----