

Appendix D

Test setup photograph

Table of Contents

1. 2.4G Tissue Body-worn Photograph 3

1. 2.4G Tissue Body-worn Photograph




Front Side-0mm




Back Side-0mm




Bottom Side-0mm



Top Side-0mm



Left Side-0mm



Right Side-0mm



Antenna Side-0mm