

Appendix D

Test setup photograph


Table of Contents

1. 2.4G Tissue Body-worn Photograph 3


1. 2.4G Tissue Body-worn Photograph




Top Side-0mm



Bottom Side-0mm



Front Side-0mm



Back Side-0mm



Left Side-0mm



Right Side-0mm