


## Appendix B: Photographs of the Test Set-Up

<b>APPENDIX B: PHOTOGRAPHS OF THE TEST SET-UP .....</b>	<b>1</b>
PHOTOGRAPH 1: SET-UP FOR RADIATED SPURIOUS EMISSION, BELOW 1GHZ .....	2
PHOTOGRAPH 2: SET-UP FOR RADIATED SPURIOUS EMISSION, ABOVE 1GHZ.....	3
PHOTOGRAPH 3: SET-UP FOR CONDUCTED EMISSION ON AC MAINS .....	5

**Photograph 1: Set-up for Radiated Spurious Emission, Below 1GHz**


Host: MA710



Host: MA710HP



Host: MA9100HP




Photograph 2: Set-up for Radiated Spurious Emission, Above 1GHz

Host: MA710



Host: MA7100HP




Host: MA9100HP




**Photograph 3: Set-up for Conducted Emission on AC Mains**

Host: MA710



Host: MA7100HP



Host: MA9100HP

