

FCC 15.407 2015/RSS-247 2017

DUT Information

Frequencies

WLAN CH 149 (5745 MHz) WLAN CH 157 (5785 MHz) WLAN CH 165 (5825 MHz)

Bandwidths

20 MHz (20 MHz)

Gain Tables

0.000 dBm (0 dBm) Port 1: 3.6dBi;

DUT Settings

No. of transmission chains	1
DFS capability	No
Equipment Type	Indoor
TPC	No

Hardware Setup: WMS Measurements\Hardware Setup

Spectrum Analyzer:	SA FSV 40 (SA FSV 40) @ VISA (ADR TCPIP::192.168.48.148::INST0::INSTR), SN 1307.9002K40/101076, FW 3.10 SP1
Vector Generator:	VG SMBV100A (VG SMBV100A) @ VISA (ADR TCPIP::192.168.48.149::INST0::INSTR), SN 260451, FW 5.4.0
Generator:	SMB100A (SMB100A) @ VISA (ADR TCPIP::192.168.48.144::INST0::INSTR), SN 107790, FW Rev 2.20.1, 08/2012, CVI 2009
OSP:	OSP (OSP) @ VISA (ADR TCPIP::192.168.48.147::INST0::INSTR), SN OSP120 V02, 101258, FW 2.53.140911
Power Meter:	OSP-B157 Power Meter (OSP-B157 Power Meter) @ USB (ADR 20), SN 26591983, FW 3.1

Summary

Test	Frequency (MHz)	Nominal Bandwidth (MHz)	Result
Emission Bandwidth 26 dB	5745.000	20.000000	PASS
RF output power	5745.000	20.000000	PASS
Power Spectral Density	5745.000	20.000000	PASS
Minimum Emission Bandwidth 6 dB	5745.000	20.000000	PASS
Occupied Channel Bandwidth 99%	5745.000	20.000000	PASS
Band Edge low	5745.000	20.000000	PASS
Emission Bandwidth 26 dB	5785.000	20.000000	PASS
RF output power	5785.000	20.000000	PASS
Power Spectral Density	5785.000	20.000000	PASS
Minimum Emission Bandwidth 6 dB	5785.000	20.000000	PASS
Occupied Channel Bandwidth 99%	5785.000	20.000000	PASS
Emission Bandwidth 26 dB	5825.000	20.000000	PASS
RF output power	5825.000	20.000000	PASS
Power Spectral Density	5825.000	20.000000	PASS
Minimum Emission Bandwidth 6 dB	5825.000	20.000000	PASS
Occupied Channel Bandwidth 99%	5825.000	20.000000	PASS
Band Edge high	5825.000	20.000000	PASS

Emission Bandwidth 26 dB (5745 MHz; 0.000 dBm; 20 MHz)

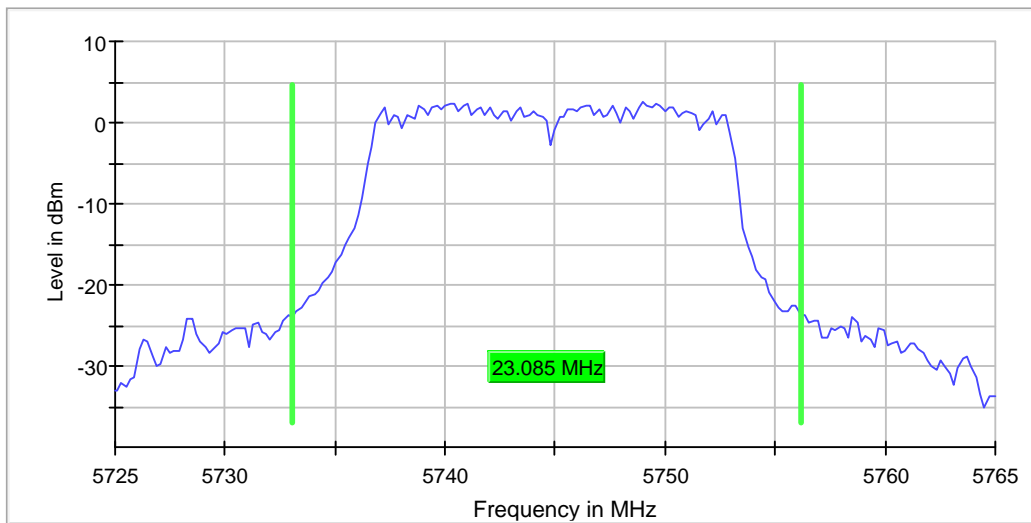
Test according to FCC title 47 part 15 §15.407(a),(e), KDB 789033 D02 General U-NII Test Procedures New Rules v01r03 and ANSI C63.10

26 dB Bandwidth

DUT Frequency (MHz)	Bandwidth (MHz)	Band Edge Left (MHz)	Band Edge Right (MHz)	Max Level (dBm)
5745.000000	23.084578	5733.059701	5756.144279	2.5

(continuation of the "26 dB Bandwidth" table from column 7 ...)

DUT Frequency (MHz)	Result
5745.000000	PASS



Measurement

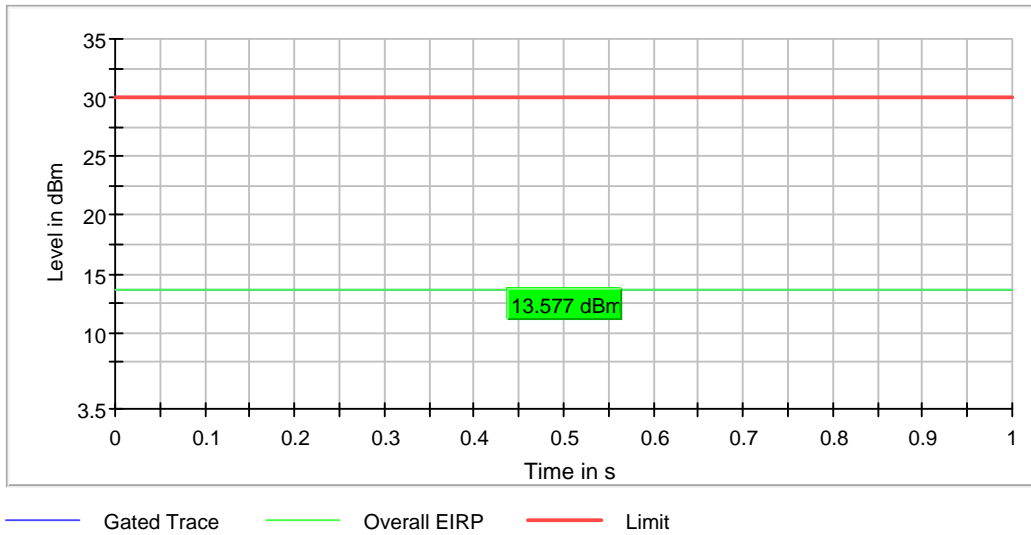
Setting	Instrument Value	Target Value
Start Frequency	5.72500 GHz	5.72500 GHz
Stop Frequency	5.76500 GHz	5.76500 GHz
Span	40.000 MHz	40.000 MHz
RBW	200.000 kHz	~ 200.000 kHz
VBW	1.000 MHz	>= 600.000 kHz
SweepPoints	200	~ 200
SweepTime	28.443 µs	AUTO
Reference Level	-10.000 dBm	-20.000 dBm
Attenuation	10.000 dB	AUTO
Detector	MaxPeak	MaxPeak
SweepCount	200	200
Filter	3 dB	3 dB
Trace Mode	Max Hold	Max Hold
SweepType	FFT	AUTO
Preamp	off	off
Stablemode	Trace	Trace
Stablevalue	0.30 dB	0.30 dB
Run	17 / max. 150	max. 150
Stable	5 / 5	5
Max Stable Difference	0.09 dB	0.30 dB

RF output power (5745 MHz; 0.000 dBm; 20 MHz)

Test according to FCC title 47 part 15 §15.407(a), KDB 789033 D02 General U-NII Test Procedures New Rules v01r03 and ANSI C63.10

Result

DUT Frequency (MHz)	Gated RMS (dBm)	Limit Max (dBm)	Gated EIRP (dBm)	DutyCycle (%)	Result
5745.000000	10.6	30.0	13.6	100.000	PASS



Power Spectral Density (5745 MHz; 0.000 dBm; 20 MHz)

Customized settings.

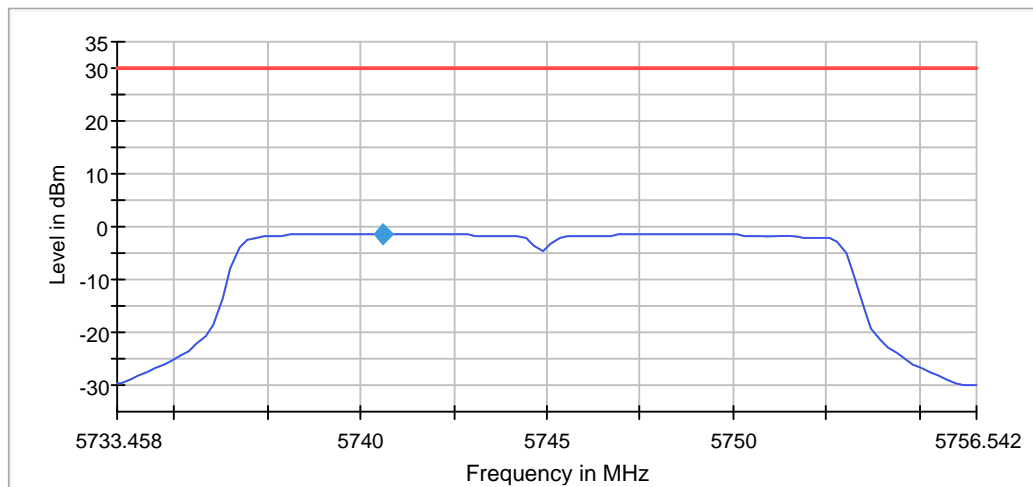
Test according to FCC title 47 part 15 §15.407(e), KDB 789033 D02 General U-NII Test Procedures New Rules v01r03 and ANSI C63.10

Result

DUT Frequency (MHz)	Frequency (MHz)	PSD (dBm)	Limit Max (dBm)	Result
5745.000000	5740.586691	-1.357	30.0	PASS

Ports

Port	Duty Cycle (%)
1	100.000



— Connector 1
 — Sum Level
 — Limit
 ◆ PSD

Measurement

Setting	Instrument Value	Target Value
Start Frequency	5.73346 GHz	5.73346 GHz
Stop Frequency	5.75654 GHz	5.75654 GHz
Span	23.085 MHz	23.085 MHz
RBW	500.000 kHz	<= 500.000 kHz
VBW	2.000 MHz	>= 1.500 MHz
SweepPoints	101	~ 92
Sweeptime	2.020 s	2.020 s
Reference Level	0.000 dBm	0.000 dBm
Attenuation	20.000 dB	AUTO
Detector	RMS	RMS
SweepCount	3	3
Filter	3 dB	3 dB
Trace Mode	Max Hold	Max Hold
Sweeptype	Sweep	AUTO
Preamp	off	off
Stablemode	Trace	Trace

Stablevalue	0.30 dB	0.30 dB
Run	4 / max. 15	max. 15
Stable	3 / 3	3
Max Stable Difference	0.00 dB	0.30 dB

Minimum Emission Bandwidth 6 dB (5745 MHz; 0.000 dBm; 20 MHz)

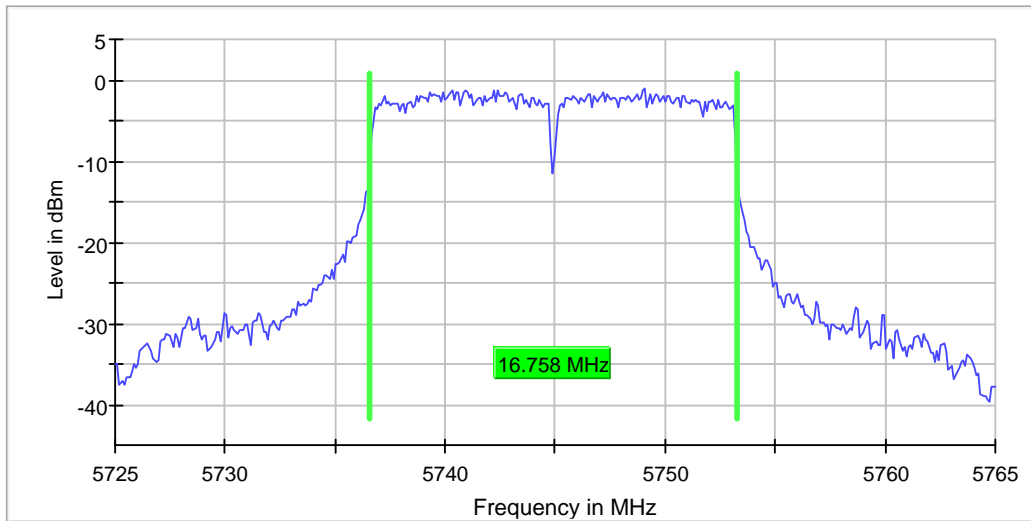
Test according to FCC title 47 part 15 §15.407(a),(e), KDB 789033 D02 General U-NII Test Procedures
New Rules v01r03 and ANSI C63.10

6 dB Bandwidth

DUT Frequency (MHz)	Bandwidth (MHz)	Limit Min (MHz)	Limit Max (MHz)	Band Edge Left (MHz)	Band Edge Right (MHz)	Max Level (dBm)
5745.000000	16.758105	0.500000	---	5736.521197	5753.279302	-1.2

(continuation of the "6 dB Bandwidth" table from column 7 ...)

DUT Frequency (MHz)	Result
5745.000000	PASS



Measurement

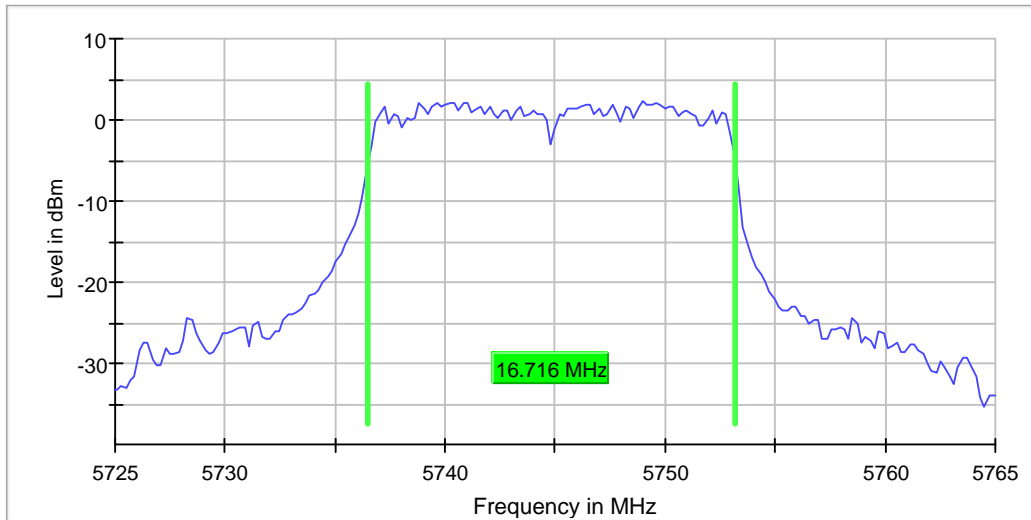
Setting	Instrument Value	Target Value
Start Frequency	5.72500 GHz	5.72500 GHz
Stop Frequency	5.76500 GHz	5.76500 GHz
Span	40.000 MHz	40.000 MHz
RBW	100.000 kHz	~ 100.000 kHz
VBW	300.000 kHz	~ 300.000 kHz
SweepPoints	400	~ 400
SweepTime	56.886 μ s	AUTO
Reference Level	-10.000 dBm	-10.000 dBm
Attenuation	10.000 dB	AUTO
Detector	MaxPeak	MaxPeak
SweepCount	200	200
Filter	3 dB	3 dB
Trace Mode	Max Hold	Max Hold
SweepType	FFT	AUTO
Preamp	off	off
Stablemode	Trace	Trace
Stablevalue	0.30 dB	0.30 dB
Run	18 / max. 150	max. 150
Stable	5 / 5	5
Max Stable Difference	0.02 dB	0.30 dB

Occupied Channel Bandwidth 99% (5745 MHz; 0.000 dBm; 20 MHz)

Test according to FCC title 47 part 15 §15.407(a),(e), KDB 789033 D02 General U-NII Test Procedures
New Rules v01r03 and ANSI C63.10

99 % Bandwidth

DUT Frequency (MHz)	Bandwidth (MHz)	Band Edge Left (MHz)	Band Edge Right (MHz)	Result
5745.000000	16.716418	5736.442786	5753.159204	PASS



Measurement

Setting	Instrument Value	Target Value
Start Frequency	5.72500 GHz	5.72500 GHz
Stop Frequency	5.76500 GHz	5.76500 GHz
Span	40.000 MHz	40.000 MHz
RBW	200.000 kHz	<= 200.000 kHz
VBW	1.000 MHz	>= 600.000 kHz
SweepPoints	200	~ 200
Sweeptime	28.443 μs	AUTO
Reference Level	-10.000 dBm	-10.000 dBm
Attenuation	10.000 dB	AUTO
Detector	MaxPeak	MaxPeak
SweepCount	200	200
Filter	3 dB	3 dB
Trace Mode	Max Hold	Max Hold
Sweeptype	FFT	AUTO
Preamp	off	off
Stablemode	Trace	Trace
Stablevalue	0.30 dB	0.30 dB
Run	14 / max. 150	max. 150
Stable	5 / 5	5
Max Stable Difference	0.00 dB	0.30 dB

Band Edge low (5745 MHz; 0.000 dBm; 20 MHz)

Customized settings.

Test according to FCC title 47 part 15 §15.407(b), KDB 789033 D02 General U-NII Test Procedures New Rules v01r03 and ANSI C63.10

Result

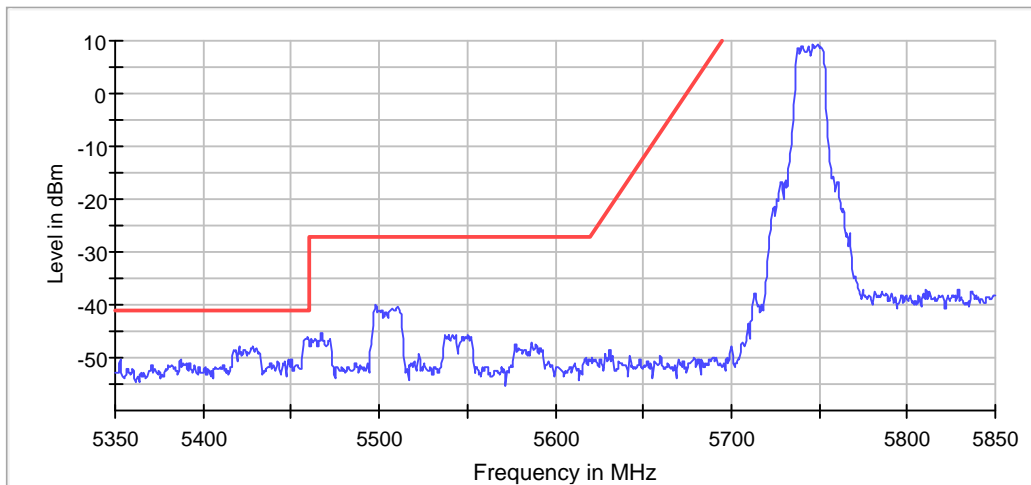
DUT Frequency (MHz)	Result
5745.000000	PASS

Inband Peak

Frequency (MHz)	Level (dBm)
5749.153386	9.2

Measurements

Frequency (MHz)	Level (dBm)	Margin (dB)	Limit (dBm)	Result
5724.250999	-21.5	4.5	-17.0	PASS
5723.751664	-21.6	4.6	-17.0	PASS
5459.603862	-46.2	5.0	-41.2	PASS
5457.606525	-46.3	5.1	-41.2	PASS
5723.252330	-22.2	5.2	-17.0	PASS
5458.105859	-46.4	5.2	-41.2	PASS
5458.605193	-46.5	5.3	-41.2	PASS
5459.104527	-46.5	5.3	-41.2	PASS
5457.107190	-46.9	5.7	-41.2	PASS
5456.607856	-47.6	6.3	-41.2	PASS
5428.645140	-47.9	6.7	-41.2	PASS
5420.156458	-48.0	6.7	-41.2	PASS
5722.752996	-23.8	6.8	-17.0	PASS
5428.145806	-48.2	7.0	-41.2	PASS
5427.147137	-48.2	7.0	-41.2	PASS



— Limit — Sum Level × Fail

Measurement 1

Setting	Instrument Value	Target Value
RBW	1.000 MHz	<= 1.000 MHz
VBW	3.000 MHz	>= 3.000 MHz
SweepPoints	250	~ 250
SweepTime	17.156 μ s	AUTO
Reference Level	0.000 dBm	0.000 dBm
Attenuation	20.000 dB	AUTO
Detector	MaxPeak	MaxPeak
SweepCount	100	100
Filter	3 dB	3 dB
Trace Mode	Max Hold	Max Hold
SweepType	FFT	AUTO
Preamp	off	off
Stablemode	Trace	Trace
Stablevalue	0.50 dB	0.50 dB
Run	9 / max. 150	max. 150
Stable	3 / 3	3
Max Stable Difference	0.00 dB	0.50 dB

Measurement 2

Setting	Instrument Value	Target Value
RBW	1.000 MHz	<= 1.000 MHz
VBW	3.000 MHz	>= 3.000 MHz
SweepPoints	750	~ 750
SweepTime	51.469 μ s	AUTO
Reference Level	-20.000 dBm	-20.000 dBm
Attenuation	0.000 dB	AUTO
Detector	MaxPeak	MaxPeak
SweepCount	100	100
Filter	3 dB	3 dB
Trace Mode	Max Hold	Max Hold
SweepType	FFT	AUTO
Preamp	off	off
Stablemode	Trace	Trace
Stablevalue	0.50 dB	0.50 dB
Run	11 / max. 150	max. 150
Stable	3 / 3	3
Max Stable Difference	0.00 dB	0.50 dB

Emission Bandwidth 26 dB (5785 MHz; 0.000 dBm; 20 MHz)

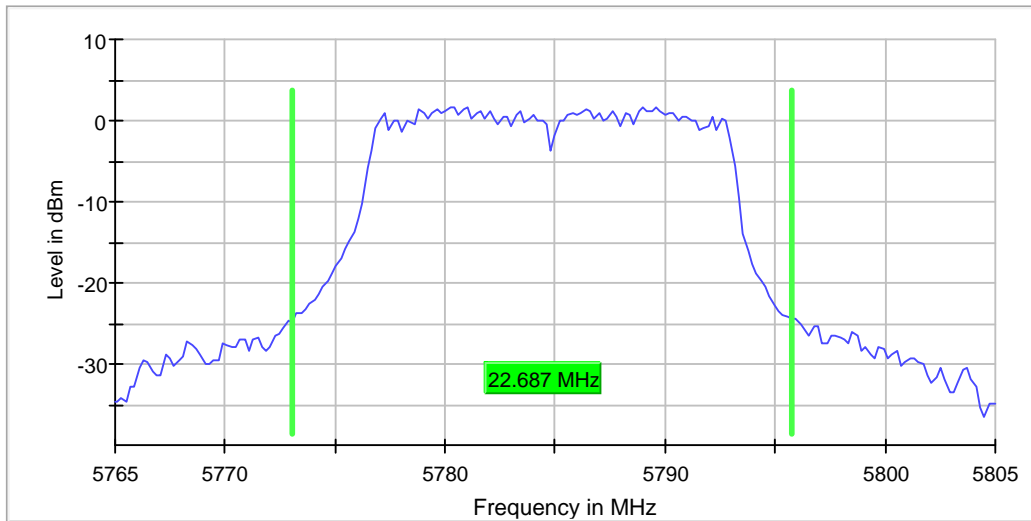
Test according to FCC title 47 part 15 §15.407(a),(e), KDB 789033 D02 General U-NII Test Procedures New Rules v01r03 and ANSI C63.10

26 dB Bandwidth

DUT Frequency (MHz)	Bandwidth (MHz)	Band Edge Left (MHz)	Band Edge Right (MHz)	Max Level (dBm)
5785.000000	22.686568	5773.059701	5795.746269	1.7

(continuation of the "26 dB Bandwidth" table from column 7 ...)

DUT Frequency (MHz)	Result
5785.000000	PASS



Measurement

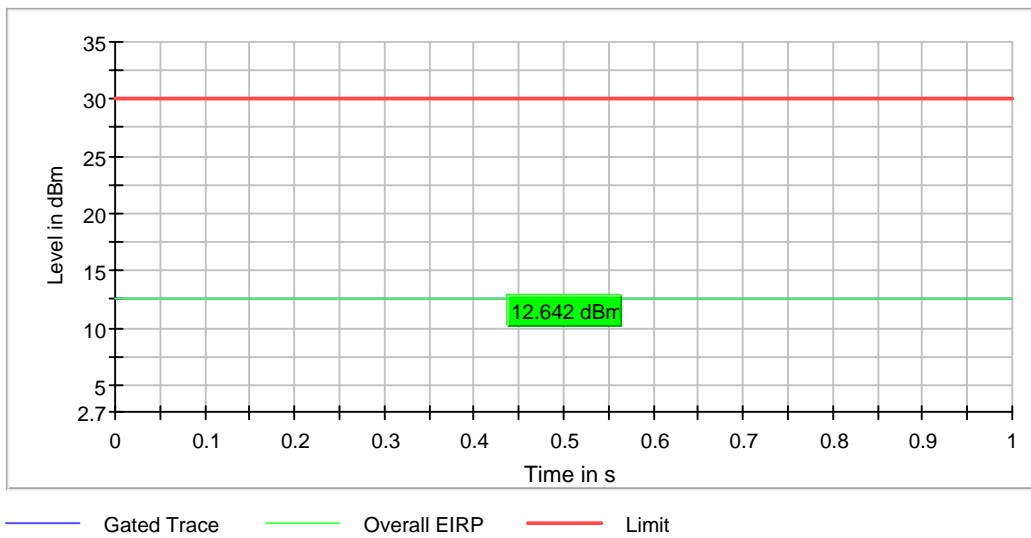
Setting	Instrument Value	Target Value
Start Frequency	5.76500 GHz	5.76500 GHz
Stop Frequency	5.80500 GHz	5.80500 GHz
Span	40.000 MHz	40.000 MHz
RBW	200.000 kHz	~ 200.000 kHz
VBW	1.000 MHz	>= 600.000 kHz
SweepPoints	200	~ 200
Sweeptime	28.443 μs	AUTO
Reference Level	-10.000 dBm	-10.000 dBm
Attenuation	10.000 dB	AUTO
Detector	MaxPeak	MaxPeak
SweepCount	200	200
Filter	3 dB	3 dB
Trace Mode	Max Hold	Max Hold
SweepType	FFT	AUTO
Preamp	off	off
Stablemode	Trace	Trace
Stablevalue	0.30 dB	0.30 dB
Run	15 / max. 150	max. 150
Stable	5 / 5	5
Max Stable Difference	0.00 dB	0.30 dB

RF output power (5785 MHz; 0.000 dBm; 20 MHz)

Test according to FCC title 47 part 15 §15.407(a), KDB 789033 D02 General U-NII Test Procedures New Rules v01r03 and ANSI C63.10

Result

DUT Frequency (MHz)	Gated RMS (dBm)	Limit Max (dBm)	Gated EIRP (dBm)	DutyCycle (%)	Result
5785.000000	9.6	30.0	12.6	100.000	PASS



Power Spectral Density (5785 MHz; 0.000 dBm; 20 MHz)

Customized settings.

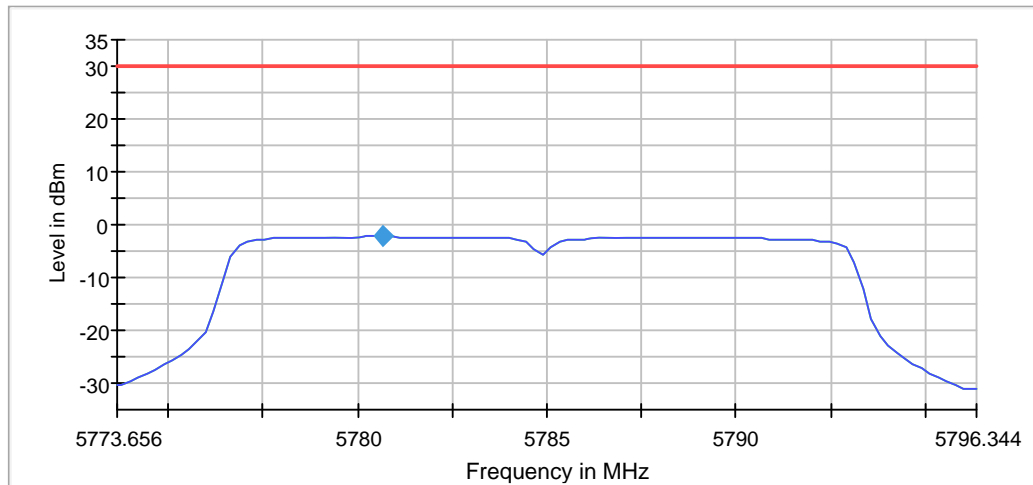
Test according to FCC title 47 part 15 §15.407(e), KDB 789033 D02 General U-NII Test Procedures New Rules v01r03 and ANSI C63.10

Result

DUT Frequency (MHz)	Frequency (MHz)	PSD (dBm)	Limit Max (dBm)	Result
5785.000000	5780.662779	-2.308	30.0	PASS

Ports

Port	Duty Cycle (%)
1	100.000



Measurement

Setting	Instrument Value	Target Value
Start Frequency	5.77366 GHz	5.77366 GHz
Stop Frequency	5.79634 GHz	5.79634 GHz
Span	22.687 MHz	22.687 MHz
RBW	500.000 kHz	<= 500.000 kHz
VBW	2.000 MHz	>= 1.500 MHz
SweepPoints	101	~ 91
SweepTime	2.020 s	2.020 s
Reference Level	0.000 dBm	0.000 dBm
Attenuation	20.000 dB	AUTO
Detector	RMS	RMS
SweepCount	3	3
Filter	3 dB	3 dB
Trace Mode	Max Hold	Max Hold
SweepType	Sweep	AUTO
Preamp	off	off
Stablemode	Trace	Trace

Stablevalue	0.30 dB	0.30 dB
Run	4 / max. 15	max. 15
Stable	3 / 3	3
Max Stable Difference	0.00 dB	0.30 dB

Minimum Emission Bandwidth 6 dB (5785 MHz; 0.000 dBm; 20 MHz)

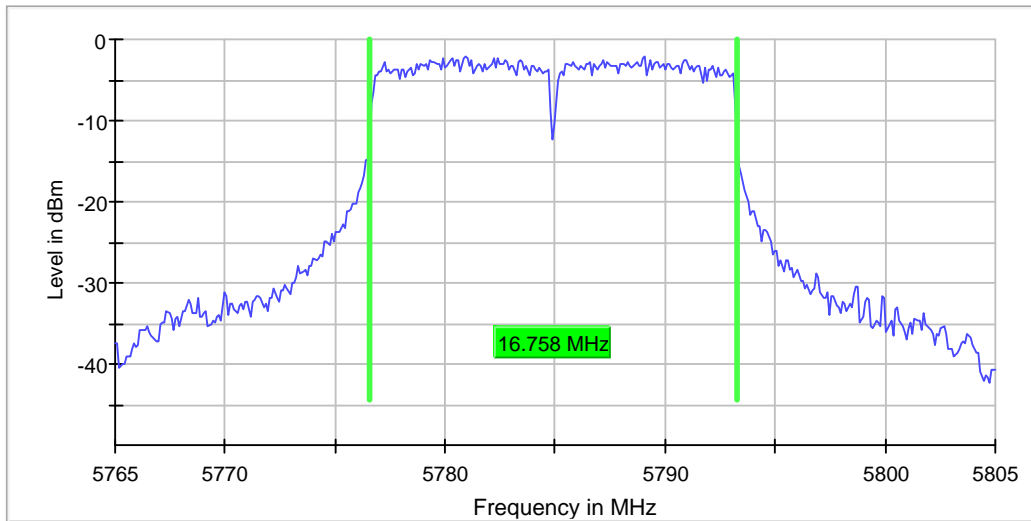
Test according to FCC title 47 part 15 §15.407(a),(e), KDB 789033 D02 General U-NII Test Procedures New Rules v01r03 and ANSI C63.10

6 dB Bandwidth

DUT Frequency (MHz)	Bandwidth (MHz)	Limit Min (MHz)	Limit Max (MHz)	Band Edge Left (MHz)	Band Edge Right (MHz)	Max Level (dBm)
5785.000000	16.758105	0.500000	---	5776.521197	5793.279302	-2.1

(continuation of the "6 dB Bandwidth" table from column 7 ...)

DUT Frequency (MHz)	Result
5785.000000	PASS



Measurement

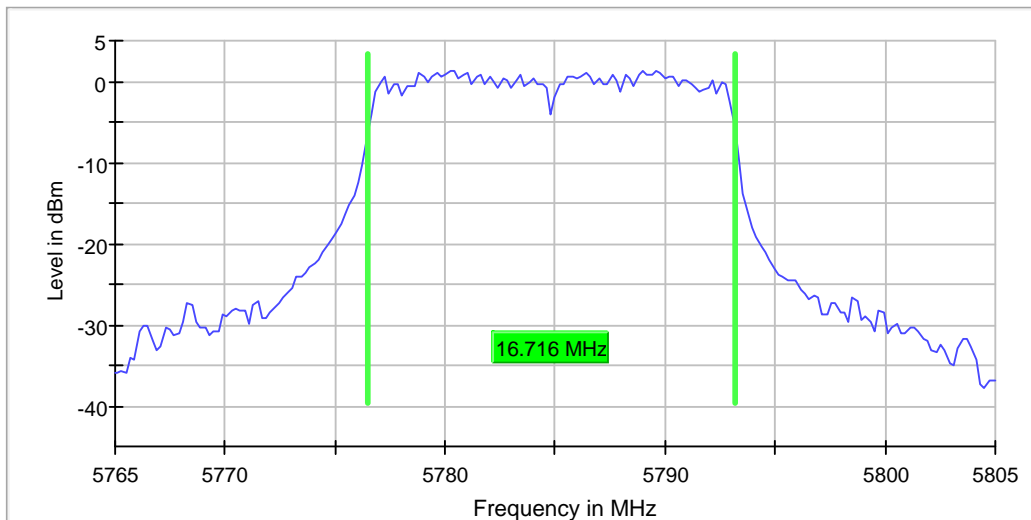
Setting	Instrument Value	Target Value
Start Frequency	5.76500 GHz	5.76500 GHz
Stop Frequency	5.80500 GHz	5.80500 GHz
Span	40.000 MHz	40.000 MHz
RBW	100.000 kHz	~ 100.000 kHz
VBW	300.000 kHz	~ 300.000 kHz
SweepPoints	400	~ 400
SweepTime	56.886 µs	AUTO
Reference Level	-10.000 dBm	-10.000 dBm
Attenuation	10.000 dB	AUTO
Detector	MaxPeak	MaxPeak
SweepCount	200	200
Filter	3 dB	3 dB
Trace Mode	Max Hold	Max Hold
SweepType	FFT	AUTO
Preamp	off	off
Stablemode	Trace	Trace
Stablevalue	0.30 dB	0.30 dB
Run	14 / max. 150	max. 150
Stable	5 / 5	5
Max Stable Difference	0.06 dB	0.30 dB

Occupied Channel Bandwidth 99% (5785 MHz; 0.000 dBm; 20 MHz)

Test according to FCC title 47 part 15 §15.407(a),(e), KDB 789033 D02 General U-NII Test Procedures
New Rules v01r03 and ANSI C63.10

99 % Bandwidth

DUT Frequency (MHz)	Bandwidth (MHz)	Band Edge Left (MHz)	Band Edge Right (MHz)	Result
5785.000000	16.716418	5776.442786	5793.159204	PASS



Measurement

Setting	Instrument Value	Target Value
Start Frequency	5.76500 GHz	5.76500 GHz
Stop Frequency	5.80500 GHz	5.80500 GHz
Span	40.000 MHz	40.000 MHz
RBW	200.000 kHz	<= 200.000 kHz
VBW	1.000 MHz	>= 600.000 kHz
SweepPoints	200	~ 200
Sweeptime	28.443 μs	AUTO
Reference Level	-10.000 dBm	-10.000 dBm
Attenuation	10.000 dB	AUTO
Detector	MaxPeak	MaxPeak
SweepCount	200	200
Filter	3 dB	3 dB
Trace Mode	Max Hold	Max Hold
Sweeptype	FFT	AUTO
Preamp	off	off
Stablemode	Trace	Trace
Stablevalue	0.30 dB	0.30 dB
Run	21 / max. 150	max. 150
Stable	5 / 5	5
Max Stable Difference	0.03 dB	0.30 dB

Emission Bandwidth 26 dB (5825 MHz; 0.000 dBm; 20 MHz)

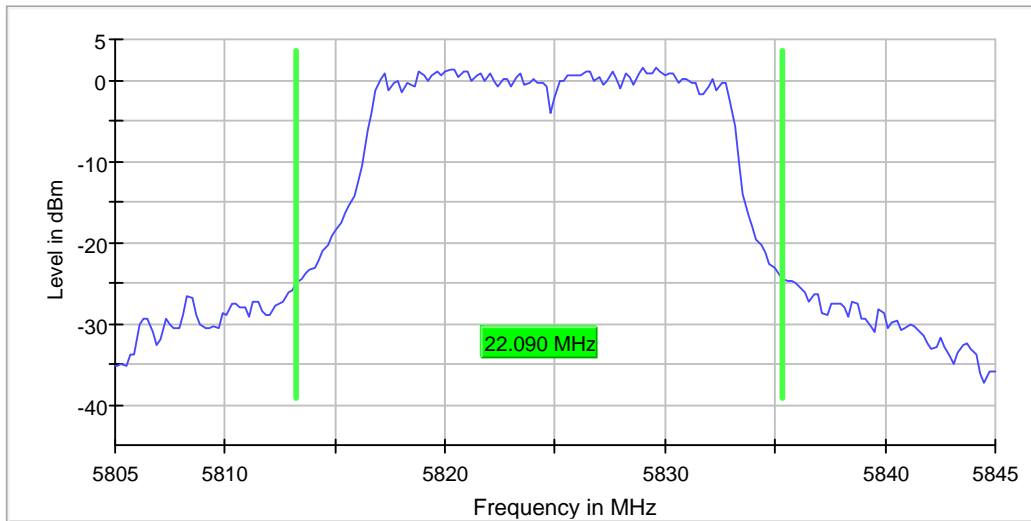
Test according to FCC title 47 part 15 §15.407(a),(e), KDB 789033 D02 General U-NII Test Procedures New Rules v01r03 and ANSI C63.10

26 dB Bandwidth

DUT Frequency (MHz)	Bandwidth (MHz)	Band Edge Left (MHz)	Band Edge Right (MHz)	Max Level (dBm)
5825.000000	22.089553	5813.258706	5835.348259	1.5

(continuation of the "26 dB Bandwidth" table from column 7 ...)

DUT Frequency (MHz)	Result
5825.000000	PASS



Measurement

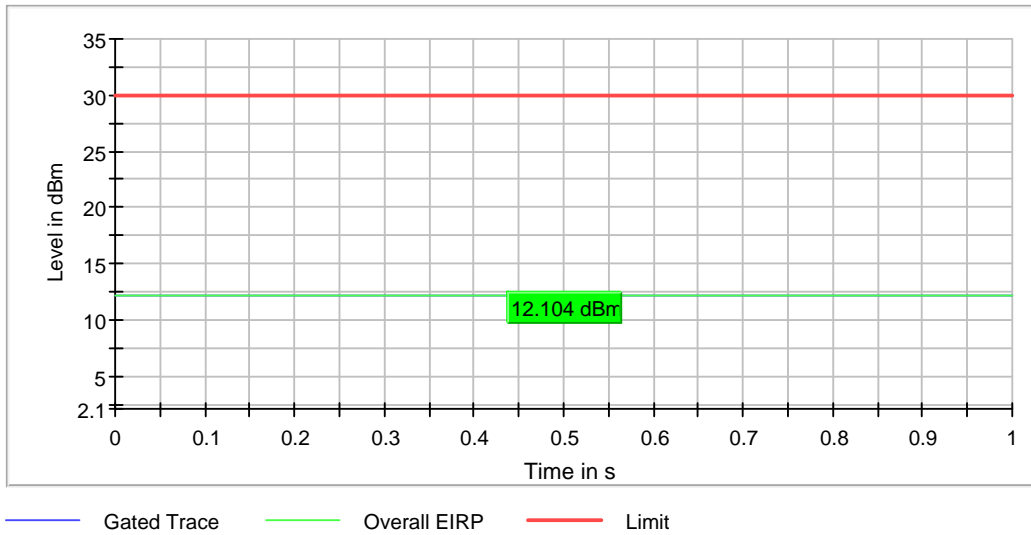
Setting	Instrument Value	Target Value
Start Frequency	5.80500 GHz	5.80500 GHz
Stop Frequency	5.84500 GHz	5.84500 GHz
Span	40.000 MHz	40.000 MHz
RBW	200.000 kHz	~ 200.000 kHz
VBW	1.000 MHz	>= 600.000 kHz
SweepPoints	200	~ 200
Sweeptime	28.443 µs	AUTO
Reference Level	-10.000 dBm	-10.000 dBm
Attenuation	10.000 dB	AUTO
Detector	MaxPeak	MaxPeak
SweepCount	200	200
Filter	3 dB	3 dB
Trace Mode	Max Hold	Max Hold
SweepType	FFT	AUTO
Preamp	off	off
Stablemode	Trace	Trace
Stablevalue	0.30 dB	0.30 dB
Run	14 / max. 150	max. 150
Stable	5 / 5	5
Max Stable Difference	0.00 dB	0.30 dB

RF output power (5825 MHz; 0.000 dBm; 20 MHz)

Test according to FCC title 47 part 15 §15.407(a), KDB 789033 D02 General U-NII Test Procedures New Rules v01r03 and ANSI C63.10

Result

DUT Frequency (MHz)	Gated RMS (dBm)	Limit Max (dBm)	Gated EIRP (dBm)	DutyCycle (%)	Result
5825.000000	9.1	30.0	12.1	100.000	PASS



Power Spectral Density (5825 MHz; 0.000 dBm; 20 MHz)

Customized settings.

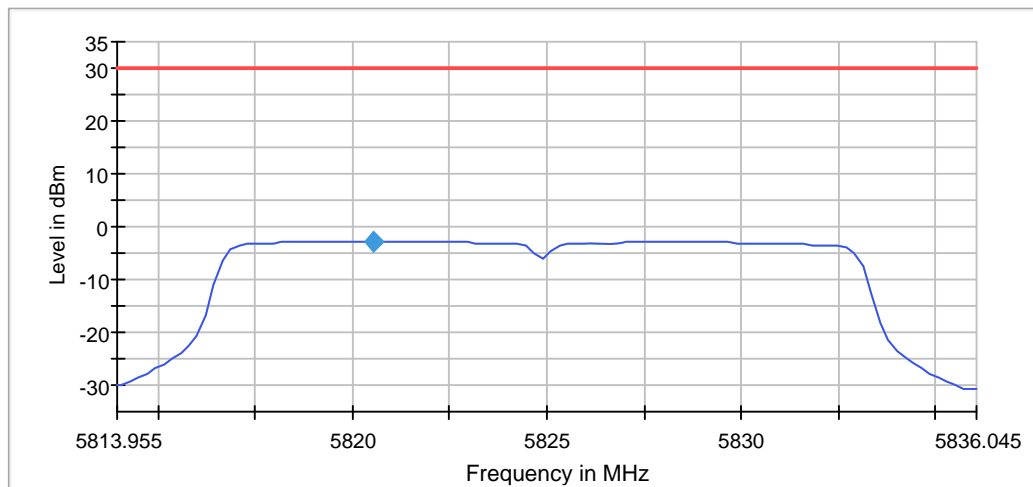
Test according to FCC title 47 part 15 §15.407(e), KDB 789033 D02 General U-NII Test Procedures New Rules v01r03 and ANSI C63.10

Result

DUT Frequency (MHz)	Frequency (MHz)	PSD (dBm)	Limit Max (dBm)	Result
5825.000000	5820.560343	-2.784	30.0	PASS

Ports

Port	Duty Cycle (%)
1	100.000



Measurement

Setting	Instrument Value	Target Value
Start Frequency	5.81396 GHz	5.81396 GHz
Stop Frequency	5.83605 GHz	5.83605 GHz
Span	22.090 MHz	22.090 MHz
RBW	500.000 kHz	<= 500.000 kHz
VBW	2.000 MHz	>= 1.500 MHz
SweepPoints	101	~ 88
Sweeptime	2.020 s	2.020 s
Reference Level	0.000 dBm	0.000 dBm
Attenuation	20.000 dB	AUTO
Detector	RMS	RMS
SweepCount	3	3
Filter	3 dB	3 dB
Trace Mode	Max Hold	Max Hold
Sweeptype	Sweep	AUTO
Preamp	off	off
Stablemode	Trace	Trace

Stablevalue	0.30 dB	0.30 dB
Run	4 / max. 15	max. 15
Stable	3 / 3	3
Max Stable Difference	0.00 dB	0.30 dB

Minimum Emission Bandwidth 6 dB (5825 MHz; 0.000 dBm; 20 MHz)

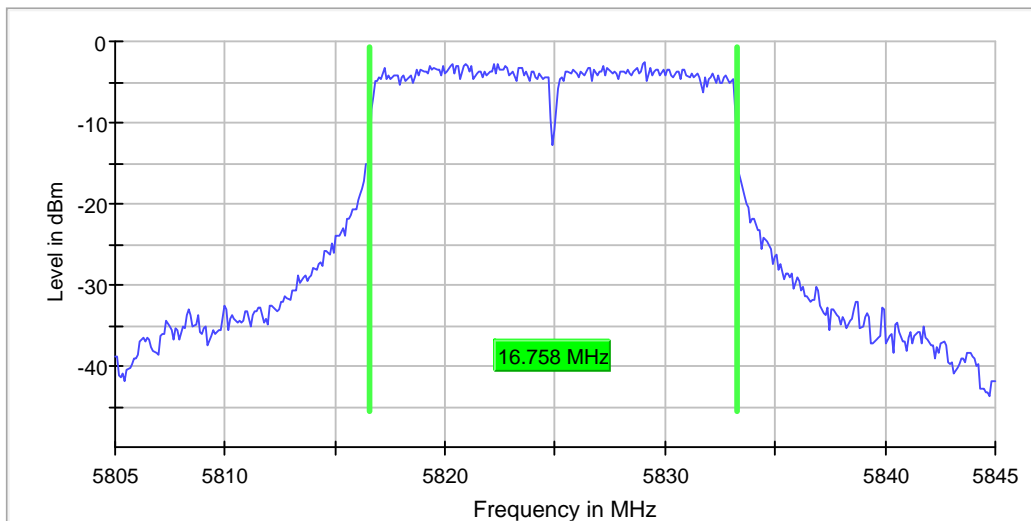
Test according to FCC title 47 part 15 §15.407(a),(e), KDB 789033 D02 General U-NII Test Procedures New Rules v01r03 and ANSI C63.10

6 dB Bandwidth

DUT Frequency (MHz)	Bandwidth (MHz)	Limit Min (MHz)	Limit Max (MHz)	Band Edge Left (MHz)	Band Edge Right (MHz)	Max Level (dBm)
5825.000000	16.758105	0.500000	---	5816.521197	5833.279302	-2.6

(continuation of the "6 dB Bandwidth" table from column 7 ...)

DUT Frequency (MHz)	Result
5825.000000	PASS



Measurement

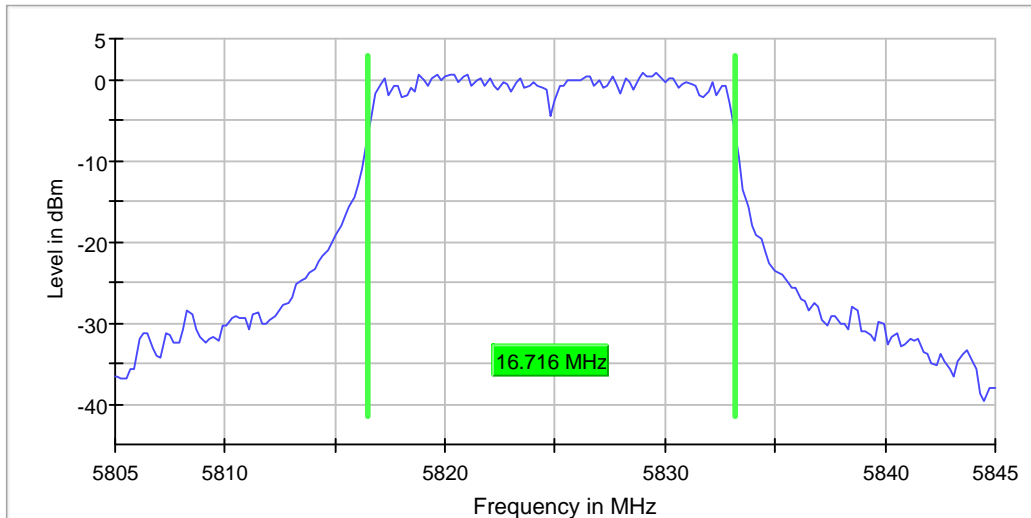
Setting	Instrument Value	Target Value
Start Frequency	5.80500 GHz	5.80500 GHz
Stop Frequency	5.84500 GHz	5.84500 GHz
Span	40.000 MHz	40.000 MHz
RBW	100.000 kHz	~ 100.000 kHz
VBW	300.000 kHz	~ 300.000 kHz
SweepPoints	400	~ 400
SweepTime	56.886 µs	AUTO
Reference Level	-10.000 dBm	-10.000 dBm
Attenuation	10.000 dB	AUTO
Detector	MaxPeak	MaxPeak
SweepCount	200	200
Filter	3 dB	3 dB
Trace Mode	Max Hold	Max Hold
SweepType	FFT	AUTO
Preamp	off	off
Stablemode	Trace	Trace
Stablevalue	0.30 dB	0.30 dB
Run	12 / max. 150	max. 150
Stable	5 / 5	5
Max Stable Difference	0.09 dB	0.30 dB

Occupied Channel Bandwidth 99% (5825 MHz; 0.000 dBm; 20 MHz)

Test according to FCC title 47 part 15 §15.407(a),(e), KDB 789033 D02 General U-NII Test Procedures
New Rules v01r03 and ANSI C63.10

99 % Bandwidth

DUT Frequency (MHz)	Bandwidth (MHz)	Band Edge Left (MHz)	Band Edge Right (MHz)	Result
5825.000000	16.716418	5816.442786	5833.159204	PASS



Measurement

Setting	Instrument Value	Target Value
Start Frequency	5.80500 GHz	5.80500 GHz
Stop Frequency	5.84500 GHz	5.84500 GHz
Span	40.000 MHz	40.000 MHz
RBW	200.000 kHz	<= 200.000 kHz
VBW	1.000 MHz	>= 600.000 kHz
SweepPoints	200	~ 200
Sweeptime	28.443 μs	AUTO
Reference Level	-10.000 dBm	-10.000 dBm
Attenuation	10.000 dB	AUTO
Detector	MaxPeak	MaxPeak
SweepCount	200	200
Filter	3 dB	3 dB
Trace Mode	Max Hold	Max Hold
Sweeptype	FFT	AUTO
Preamp	off	off
Stablemode	Trace	Trace
Stablevalue	0.30 dB	0.30 dB
Run	15 / max. 150	max. 150
Stable	5 / 5	5
Max Stable Difference	0.07 dB	0.30 dB

Band Edge high (5825 MHz; 0.000 dBm; 20 MHz)

Customized settings.

Test according to FCC title 47 part 15 §15.407(b), KDB 789033 D02 General U-NII Test Procedures New Rules v01r03 and ANSI C63.10

Result

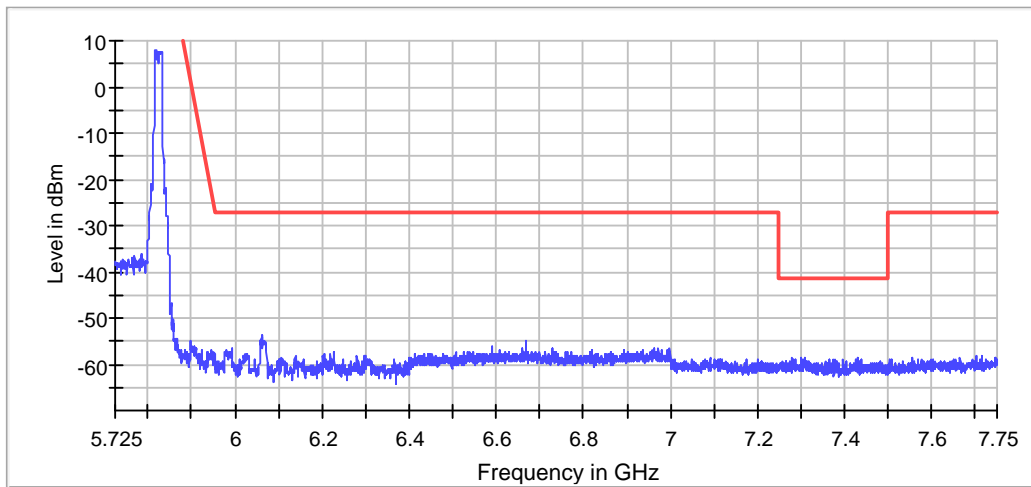
DUT Frequency (MHz)	Result
5825.000000	PASS

Inband Peak

Frequency (MHz)	Level (dBm)
5820.866534	8.1

Measurements

Frequency (MHz)	Level (dBm)	Margin (dB)	Limit (dBm)	Result
7280.423917	-58.4	17.2	-41.2	PASS
7430.368382	-58.6	17.3	-41.2	PASS
7308.413551	-58.7	17.4	-41.2	PASS
7298.917068	-58.7	17.5	-41.2	PASS
7425.870048	-58.9	17.7	-41.2	PASS
7303.415402	-59.0	17.8	-41.2	PASS
7396.880785	-59.0	17.8	-41.2	PASS
7379.887079	-59.0	17.8	-41.2	PASS
7436.865976	-59.1	17.8	-41.2	PASS
7371.890041	-59.1	17.8	-41.2	PASS
7282.423177	-59.1	17.9	-41.2	PASS
7364.392817	-59.1	17.9	-41.2	PASS
7286.421696	-59.2	17.9	-41.2	PASS
7482.349130	-59.2	18.0	-41.2	PASS
7433.867086	-59.2	18.0	-41.2	PASS



— Limit — Sum Level × Fail

Measurement 1

Setting	Instrument Value	Target Value
RBW	1.000 MHz	<= 1.000 MHz
VBW	3.000 MHz	>= 3.000 MHz
SweepPoints	250	~ 250
SweepTime	17.156 μ s	AUTO
Reference Level	0.000 dBm	0.000 dBm
Attenuation	20.000 dB	AUTO
Detector	MaxPeak	MaxPeak
SweepCount	100	100
Filter	3 dB	3 dB
Trace Mode	Max Hold	Max Hold
SweepType	FFT	AUTO
Preamp	off	off
Stablemode	Trace	Trace
Stablevalue	0.50 dB	0.50 dB
Run	18 / max. 150	max. 150
Stable	3 / 3	3
Max Stable Difference	0.00 dB	0.50 dB

Measurement 2

Setting	Instrument Value	Target Value
RBW	1.000 MHz	<= 1.000 MHz
VBW	3.000 MHz	>= 3.000 MHz
SweepPoints	1100	~ 1100
SweepTime	74.344 μ s	AUTO
Reference Level	-20.000 dBm	-20.000 dBm
Attenuation	0.000 dB	AUTO
Detector	MaxPeak	MaxPeak
SweepCount	100	100
Filter	3 dB	3 dB
Trace Mode	Max Hold	Max Hold
SweepType	FFT	AUTO
Preamp	off	off
Stablemode	Trace	Trace
Stablevalue	0.50 dB	0.50 dB
Run	5 / max. 150	max. 150
Stable	3 / 3	3
Max Stable Difference	0.00 dB	0.50 dB