
	Test Report Serial No.:	113015AMW-T1338-E95D	Test Report Issue Date:	27 January 2016	
	Measurement Date(s):	11 Nov – 17 Dec, 2015	Test Report Revision No.:	1.2	
	Rule Part(s) Applied:	FCC 47 CFR §2, §95D, RSS-236, RSS_GEN	Test Site Registration(s):	FCC Accredited Site	

COMPLIANCE TEST REPORT		FCC PART 95D RSS-236	EMC/RF MEASUREMENT REPORT
Test Lab Information	Name	CELLTECH LABS INCORPORATED	
	Address	21-364 Lougheed Road, Kelowna, British Columbia V1X 7R8 Canada	
Test Lab Accreditation(s)	A2LA	ISO 17025:2005 (A2LA Test Lab Certificate No. 2470.01)	
Test Site Registration No.	FCC	Accredited Site	
	IC	3874A-1	
Applicant Information	Name	UNIDEN AMERICA CORPORATION	
	Address	3001 Gateway Dr., Suite 130 Irving, Texas 75063	
Measurement Standard(s) & Procedure(s) Applied	FCC IC.	47 CFR Part 95 Subpart D RSS-236	
	ANSI	TIA/EIA-382-A	C63.4-2014
Device Classification(s)	FCC/IC	Licensed Non-Broadcast Station Transmitter (TNB)	
Device RF Exposure Category	FCC	Mobile	
Device Identifier(s)	FCC ID:	AMWUT414	
	IC	513C-UT414	
Application Type	FCC/IC	Certification	
Device Under Test (DUT)	Mobile CB Radio Transceiver		
Device Model	RKCB Classic		
Test Sample Serial No.(s)	TA Sample - Identical Prototype		
Transmit Frequency Range(s)	26.965 - 27.405 MHz		
Channels	1-40		
Rated MAX. TX Power	4.0W AM,		
Modulation Type(s)	AM.		
Emission Designator(s)	6K00A3E		
Antenna	External Whip, 0dBi nominal (3dBi maximum).		
Power Source(s) Tested	DC Power Supply (13.8 V)		


This device has demonstrated compliance with the applicable technical standards indicated in the measurement report and was tested in accordance with the measurement procedures specified in FCC 47 CFR Rule Parts 2, Part 15B and Part 95D, RSS-236, RSS-GEN ANSI TIA/EIA-382-A and ANSI C63.4-2014.

I attest to the accuracy of data. All measurements were performed by me or were made under my supervision and are correct to the best of my knowledge and belief. I assume full responsibility for the completeness of these measurements and vouch for the qualifications of all persons taking them.

The results and statements contained in this report pertain only to the device(s) evaluated.

This test report shall not be reproduced partially, or in full, without the prior written approval of Celltech Labs Inc.

Test Report Approved By		Art Voss	27 January 2016	Celltech Labs Inc.
-------------------------	---	----------	-----------------	--------------------

Applicant:	Uniden America Corporation	FCC ID: IC:	AMWUT414 513C-UT414	Model(s):	RKCB Classic	
DUT Type:	Mobile AM CB Radio Transceiver.		Frequency Range:	26.965 - 27.405 MHz		
2015 Celltech Labs Inc.		This document is not to be reproduced in whole or in part without the prior written permission of Celltech Labs Inc.				Page 1 of 43






	Test Report Serial No.:	113015AMW-T1338-E95D	Test Report Issue Date:	27 January 2016	
	Measurement Date(s):	11 Nov – 17 Dec, 2015	Test Report Revision No.:	1.2	
	Rule Part(s) Applied:	FCC 47 CFR §2, §95D, RSS-236, RSS_GEN	Test Site Registration(s):	FCC Accredited Site	


TABLE OF CONTENTS



1.0 REVISION LOG	4
2.0 SCOPE	5
3.0 REFERENCES	5
4.0 PASS/FAIL CRITERIA	5
5.0 FACILITIES AND ACCREDITATIONS	6
6.0 GENERAL INFORMATION	6
APPENDIX A - RF CONDUCTED OUTPUT POWER MEASUREMENT	7
APPENDIX B - MODULATION CHARACTERISTICS (MODULATION LIMITING)	9
APPENDIX C - MODULATION CHARACTERISTICS (AUDIO FREQUENCY)	11
APPENDIX D - OCCUPIED BANDWIDTH AND EMISSION MASK	13
APPENDIX E - SPURIOUS EMISSIONS AT THE ANTENNA TERMINAL	21
APPENDIX F - RADIATED SPURIOUS EMISSIONS	35
APPENDIX G - FREQUENCY STABILITY	41

Applicant:	Uniden America Corporation	FCC ID:	AMWUT414	Model(s):	RKCB Classic	
DUT Type:	Mobile AM CB Radio Transceiver.	IC:	513C-UT414	Frequency Range:	26.965 - 27.405 MHz	
2015 Celltech Labs Inc.		This document is not to be reproduced in whole or in part without the prior written permission of Celltech Labs Inc.				Page 2 of 43

	Test Report Serial No.:	113015AMW-T1338-E95D	Test Report Issue Date:	27 January 2016	
	Measurement Date(s):	11 Nov – 17 Dec, 2015	Test Report Revision No.:	1.2	
	Rule Part(s) Applied:	FCC 47 CFR §2, §95D, RSS-236, RSS_GEN	Test Site Registration(s):	FCC Accredited Site	

TEST SUMMARY					
Referenced Standard(s):		FCC CFR Title 47 Parts 2, 95(D), 15(B)			
Appendix	Description of Test	Procedure Reference	Limit Reference	Date of compliance test verification	Result
A	Conducted Power	ANSI/TIA/EIA-382-A	§2.1033, 95 RSS-236	30 Nov 2015	Pass
B	Modulation	ANSI/TIA/EIA-382-A	§2.1047, 95 RSS-236	1 Dec 2015	Pass
C	Audio Frequency Response	ANSI/TIA/EIA-382-A	§2.1047, 95 RSS-236	1 Dec 2015	Pass
D	Occupied Bandwidth and Emission Mask	ANSI/TIA/EIA-382-A	§2.1049, 95 RSS-236	30 Nov 2015	Pass
E	Conducted TX Spurious Emissions	ANSI/TIA/EIA-382-A	§2.1053, 95 RSS-236	1, 17 Dec 2015	Pass
F	Radiated TX Spurious Emissions	ANSI/TIA/EIA-382-A	§2.1053, 95 RSS-236	7 Dec 2015	Pass
	Radiated Spurious Emissions	ANSI C63.4:2003	§15 Subpart B ICES-003	7 Dec 2015	Pass
G	Frequency Stability	ANSI/TIA/EIA-382-A	§2.1055, 95 RSS-236	11 Dec 2015	Pass


Applicant:	Uniden America Corporation	FCC ID:	AMWUT414	Model(s):	RKCB Classic	
DUT Type:	Mobile AM CB Radio Transceiver.	IC:	513C-UT414	Frequency Range:	26.965 - 27.405 MHz	
2015 Celltech Labs Inc.		This document is not to be reproduced in whole or in part without the prior written permission of Celltech Labs Inc.				Page 3 of 43



	Test Report Serial No.:	113015AMW-T1338-E95D	Test Report Issue Date:	27 January 2016	
	Measurement Date(s):	11 Nov – 17 Dec, 2015	Test Report Revision No.:	1.2	
	Rule Part(s) Applied:	FCC 47 CFR §2, §95D, RSS-236, RSS_GEN	Test Site Registration(s):	FCC Accredited Site	

1.0 REVISION LOG

Revision	Description	Implemented By	Implementation Date
1.0	1st Release	Art Voss	21 December 2015
1.1	2 nd Release – Corrections per TCB	Art Voss	27 January 2016

Test Report Prepared By	Date	QA Review By	Date
Art Voss	21 December 2015	Art Voss	21 December 2015

Applicant:	Uniden America Corporation	FCC ID: IC:	AMWUT414 513C-UT414	Model(s):	RKCB Classic	
DUT Type:	Mobile AM CB Radio Transceiver.	Frequency Range:	26.965 - 27.405 MHz			
2015 Celltech Labs Inc.		This document is not to be reproduced in whole or in part without the prior written permission of Celltech Labs Inc.				Page 4 of 43

	Test Report Serial No.:	113015AMW-T1338-E95D	Test Report Issue Date:	27 January 2016	
	Measurement Date(s):	11 Nov – 17 Dec, 2015	Test Report Revision No.:	1.2	
	Rule Part(s) Applied:	FCC 47 CFR §2, §95D, RSS-236, RSS_GEN	Test Site Registration(s):	FCC Accredited Site	

2.0 SCOPE

This report outlines the measurements made and results collected during electromagnetic emissions testing of the Uniden America Corporation CB Radio Transceiver FCC/IC: AMWUT414/513C-UT414. The measurement results were applied against the applicable EMC requirements and limits outlined in the technical rules and regulations set forth in the Federal Communication's Commission Code of Federal Regulations Title 47 Part 2, Part 95 Subpart D and RSS-236.


3.0 REFERENCES



3.1 Normative References

- ANSI/ISO 17025:2005 General Requirements for competence of testing and calibration laboratories
- IEEE/ANSI C63.4:2003 Methods of Measurement of Radio-Noise Emissions from Low-Voltage Electrical and Electronic Equipment in the Range of 9 kHz to 40 GHz
- ANSI/TIA/EIA-382-A Citizens Band Radio Service Amplitude Modulated (AM) Transceivers Operating in the 27 MHz Band
- CFR Title 47 Part 2 Code of Federal Regulations
 Title 47: Telecommunication
 Part 2: Frequency Allocations and Radio Treaty Matters;
 General Rules and Regulations
- CFR Title 47 Part 95 Code of Federal Regulations
 Title 47: Telecommunication
 Part 95: Personal Radio Services
 Subpart D - Citizens Band (CB) Radio Service
- Industry Canada RSS-236, RSS-GEN

4.0 PASS/FAIL CRITERIA

Unless otherwise noted in the Appendices, the pass/fail criteria are the limits set forth in the reference standards. The DUT is considered to have passed the requirements if the data collected during the described measurement procedure is no greater than the specified limits as defined. The pass/fail statements made in this report only apply to the unit tested.

Applicant:	Uniden America Corporation	FCC ID: IC:	AMWUT414 513C-UT414	Model(s):	RKCB Classic	
DUT Type:	Mobile AM CB Radio Transceiver.	Frequency Range:	26.965 - 27.405 MHz			
2015 Celltech Labs Inc.	This document is not to be reproduced in whole or in part without the prior written permission of Celltech Labs Inc.					Page 5 of 43

	Test Report Serial No.:	113015AMW-T1338-E95D	Test Report Issue Date:	27 January 2016	
	Measurement Date(s):	11 Nov – 17 Dec, 2015	Test Report Revision No.:	1.2	
	Rule Part(s) Applied:	FCC 47 CFR §2, §95D, RSS-236, RSS_GEN	Test Site Registration(s):	FCC Accredited Site	


5.0 FACILITIES AND ACCREDITATIONS



The facilities used in collecting the test results outlined in this report are located at 21-364 Lougheed Road, Kelowna, British Columbia, Canada V1X 7R8. The radiated emissions site conforms to the requirements set forth in ANSI C63.4 and is filed and listed with Industry Canada under File Number IC 3874A-1. Celltech test site is listed with the FCC as an accredited test facility.

6.0 GENERAL INFORMATION

6.1 DUT Description & Specifications

DEVICE TYPE:	Mobile CB Radio Transceiver	
DEVICE MODEL(S):	RKCB Classic	
TEST SAMPLE SERIAL NO.:	T/A Sample - Identical Prototype	
DEVICE IDENTIFIER(S):	FCC ID: IC	AMWUT414 513C-UT414
TRANSMIT FREQUENCY RANGE:	26.965 - 27.405 MHz (Chan. 1-40)	
NO. OF CHANNELS:	40	
MANUF. MAX. RATED OUTPUT POWER:	4.0W AM	
ANTENNA GAIN:	External Whip, 0dBi nominal (3dBi maximum).	
MODULATION:	AM	
EMISSION DESIGNATOR:	6k00A3E Bn = 2M M = 3000 Bn = 6000	
DUT POWER SOURCE:	12 VDC Battery, DC Power Supply (13.8 V)	
TYPE OF EQUIPMENT:	Licensed Non-Broadcast Station Transmitter (TNB)	
DEVIATION(S) FROM STANDARD/PROCEDURE:	None	
MODIFICATION OF DUT:	None	
APPLICABLE STANDARDS:	EIA/TIA-382-A, FCC CFR 47 Part 95, RSS-GEN, RSS-236	

Applicant:	Uniden America Corporation	FCC ID: IC:	AMWUT414 513C-UT414	Model(s):	RKCB Classic	
DUT Type:	Mobile AM CB Radio Transceiver.	Frequency Range:	26.965 - 27.405 MHz			
2015 Celltech Labs Inc.	This document is not to be reproduced in whole or in part without the prior written permission of Celltech Labs Inc.					Page 6 of 43

	Test Report Serial No.:	113015AMW-T1338-E95D	Test Report Issue Date:	27 January 2016	
	Measurement Date(s):	11 Nov – 17 Dec, 2015	Test Report Revision No.:	1.2	
	Rule Part(s) Applied:	FCC 47 CFR §2, §95D, RSS-236, RSS_GEN	Test Site Registration(s):	FCC Accredited Site	

APPENDIX A - RF Conducted Output Power Measurement

References

Normative Reference Standard	FCC CFR 47 §2.1046, §95D, RSS-236
-------------------------------------	-----------------------------------


Limits



§95.639 RSS-236, 5.2	4.0W, 36dBm
-------------------------	-------------

Environmental Conditions


Temperature	25 °C
Humidity	45 +/- 10 %
Barometric Pressure	101 +/- 3 kPa


Asset number	Manufacturer	Model	Description	Last cal / Cal due
00110	Gigatronics	8652A	Power Meter	17-Feb-14 /17-Feb-16
00248	Gigatronics	80334A	Power Sensor	17-Feb-14 /17-Feb-16



Applicant:	Uniden America Corporation	FCC ID:	AMWUT414	Model(s):	RKCB Classic	
DUT Type:	Mobile AM CB Radio Transceiver.	IC:	513C-UT414	Frequency Range:	26.965 - 27.405 MHz	
2015 Celltech Labs Inc.		This document is not to be reproduced in whole or in part without the prior written permission of Celltech Labs Inc.				Page 7 of 43

	Test Report Serial No.:	113015AMW-T1338-E95D	Test Report Issue Date:	27 January 2016	
	Measurement Date(s):	11 Nov – 17 Dec, 2015	Test Report Revision No.:	1.2	
	Rule Part(s) Applied:	FCC 47 CFR §2, §95D, RSS-236, RSS_GEN	Test Site Registration(s):	FCC Accredited Site	

Conducted Power Measurement	
<p>Method of Measurement: The RF power is measured with a 50 ohm resistive watt-meter connected at the EUT's RF output connector. Nomimnal DC power of 13.8VDC is applied.</p>	
Measured Output Power (Ch 1):	3.99W
Measured Output Power (Ch 19):	3.86W
Measured Output Power (Ch 40):	3.72W
FCC CFR 47 §2.1033(c)(8): Power to Transmitter:	$I_{Rx} = 0.250A, I_{Tx} = 1.25A$
	$I_{Xmitter} = 1.0A$
	$(13.8VDC)(1.00A) = 13.8W$
Manufacturer's Rated Output Power:	4.0W
FCC/IC Limit:	4.0W
Result:	Complies

Sign-Off
<p>I attest to the accuracy of the data. All measurements reported herein were performed by me and are correct to the best of my knowledge and belief. I assume full responsibility for the completeness of these measurements.</p>

<p>_____ Art Voss Sr. Engineer</p>

Applicant:	Uniden America Corporation	FCC ID:	AMWUT414	Model(s):	RKCB Classic	
DUT Type:	Mobile AM CB Radio Transceiver.	IC:	513C-UT414	Frequency Range:	26.965 - 27.405 MHz	
2015 Celltech Labs Inc.		This document is not to be reproduced in whole or in part without the prior written permission of Celltech Labs Inc.				Page 8 of 43

	Test Report Serial No.:	113015AMW-T1338-E95D	Test Report Issue Date:	27 January 2016	
	Measurement Date(s):	11 Nov – 17 Dec, 2015	Test Report Revision No.:	1.2	
	Rule Part(s) Applied:	FCC 47 CFR §2, §95D, RSS-236, RSS_GEN	Test Site Registration(s):	FCC Accredited Site	

APPENDIX B - Modulation Characteristics (Modulation Limiting)

References

Normative Reference Standard	FCC CFR 47 §2.1047, Part 95D, 95.637, RSS-236, 5.3.2
-------------------------------------	--

Limits

FCC §2.1047	Modulation can not exceed 100% - Modulation Limiting.
-------------	---

Environmental Conditions

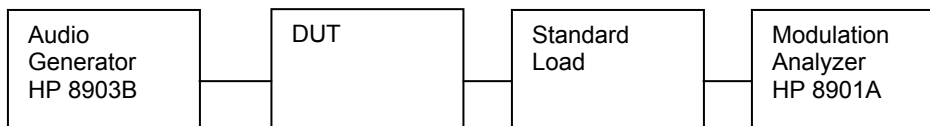
Temperature	25 +/- 5 °C
Humidity	40 +/- 10 %
Barometric Pressure	101 +/- 3 kPa


Equipment List



Asset number	Manufacturer	Model	Description	Last cal / Cal due
00028	HP	8901A	Modulation Analyzer	22-Dec-14 / 22-Dec-16
00027	HP	8903B	Audio Generator/Analyzer	22-Dec-14 / 22-Dec-16

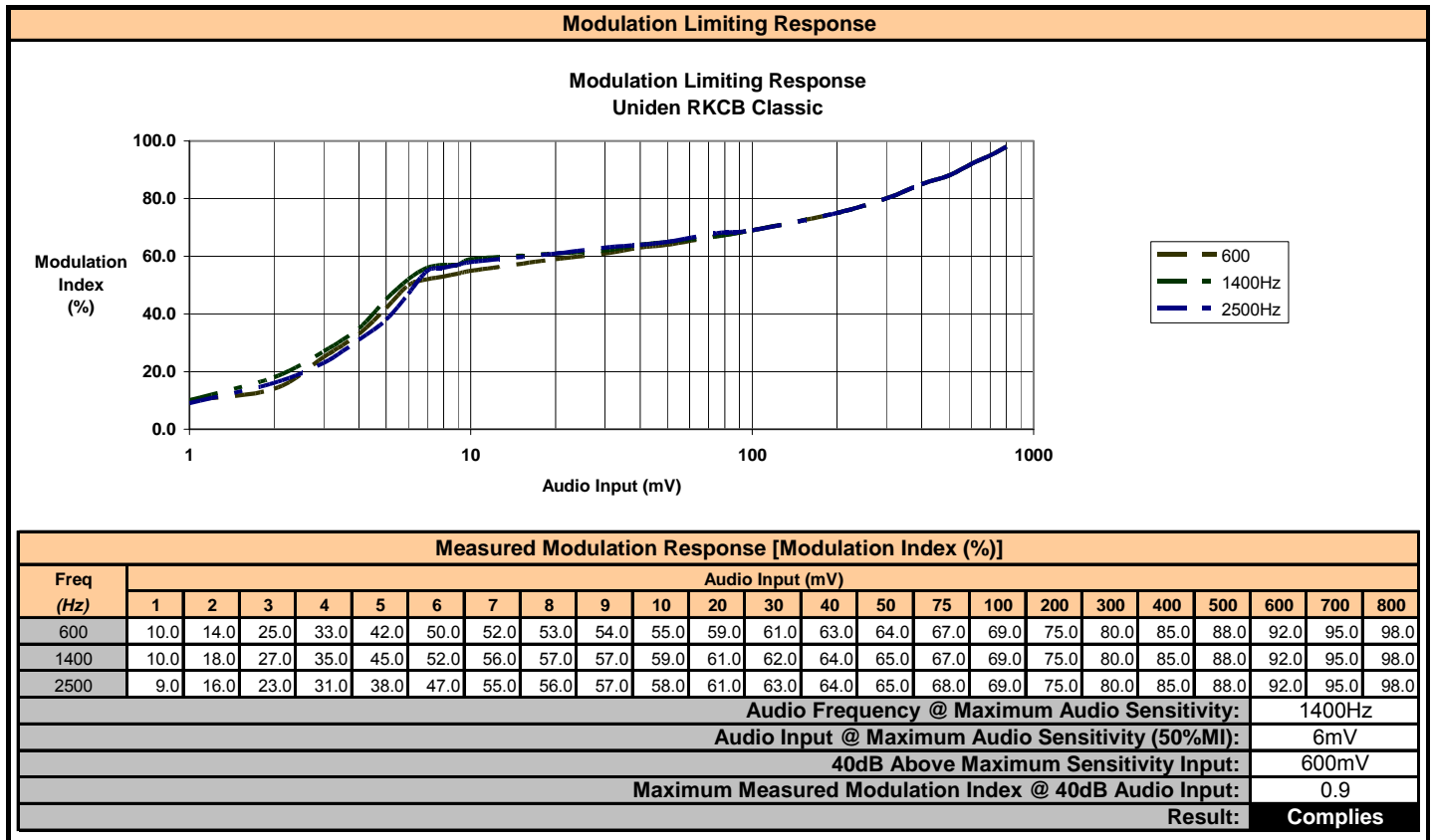
Setup Drawing

Figure 1- Setup Drawing – Modulation Characteristics




Applicant:	Uniden America Corporation	FCC ID:	AMWUT414	Model(s):	RKCB Classic	
DUT Type:	Mobile AM CB Radio Transceiver.	IC:	513C-UT414	Frequency Range:	26.965 - 27.405 MHz	
2015 Celltech Labs Inc.		This document is not to be reproduced in whole or in part without the prior written permission of Celltech Labs Inc.				Page 9 of 43

	Test Report Serial No.:	113015AMW-T1338-E95D	Test Report Issue Date:	27 January 2016	
	Measurement Date(s):	11 Nov – 17 Dec, 2015	Test Report Revision No.:	1.2	
	Rule Part(s) Applied:	FCC 47 CFR §2, §95D, RSS-236, RSS_GEN	Test Site Registration(s):	FCC Accredited Site	Test Lab Certificate No. 2470.01






Sign-Off

I attest to the accuracy of the data. All measurements reported herein were performed by me and are correct to the best of my knowledge and belief. I assume full responsibility for the completeness of these measurements.



Art Voss
Sr. Engineer

Applicant:	Uniden America Corporation	FCC ID:	AMWUT414	Model(s):	RKCB Classic	
DUT Type:	Mobile AM CB Radio Transceiver.	IC:	513C-UT414	Frequency Range:	26.965 - 27.405 MHz	
2015 Celltech Labs Inc.		This document is not to be reproduced in whole or in part without the prior written permission of Celltech Labs Inc.				Page 10 of 43

	Test Report Serial No.:	113015AMW-T1338-E95D	Test Report Issue Date:	27 January 2016	
	Measurement Date(s):	11 Nov – 17 Dec, 2015	Test Report Revision No.:	1.2	
	Rule Part(s) Applied:	FCC 47 CFR §2, §95D, RSS-236, RSS_GEN	Test Site Registration(s):	FCC Accredited Site	

APPENDIX C - Modulation Characteristics (Audio Frequency)

References

Normative Reference Standard FCC CFR 47 §2.1047, TIA/EIA-382-A, Para 25.

Limits

FCC §2.1047 a) *Voice modulated communication equipment.* A curve or equivalent data showing the frequency response of the audio modulating circuit over a range of 100 to 5000 Hz shall be submitted.

Environmental Conditions

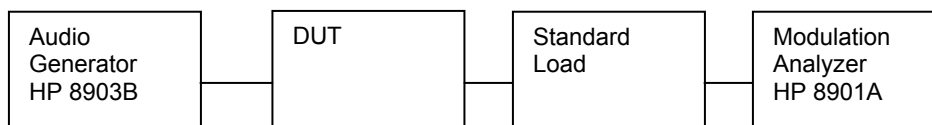
Temperature	25 +/- 5 °C
Humidity	40 +/- 10 %
Barometric Pressure	101 +/- 3 kPa


Equipment List



Asset number	Manufacturer	Model	Description	Last cal / Cal due
00028	HP	8901A	Modulation Analyzer	22-Dec-14 / 22-Dec-16
00027	HP	8903B	Audio Generator/Analyzer	22-Dec-14 / 22-Dec-16

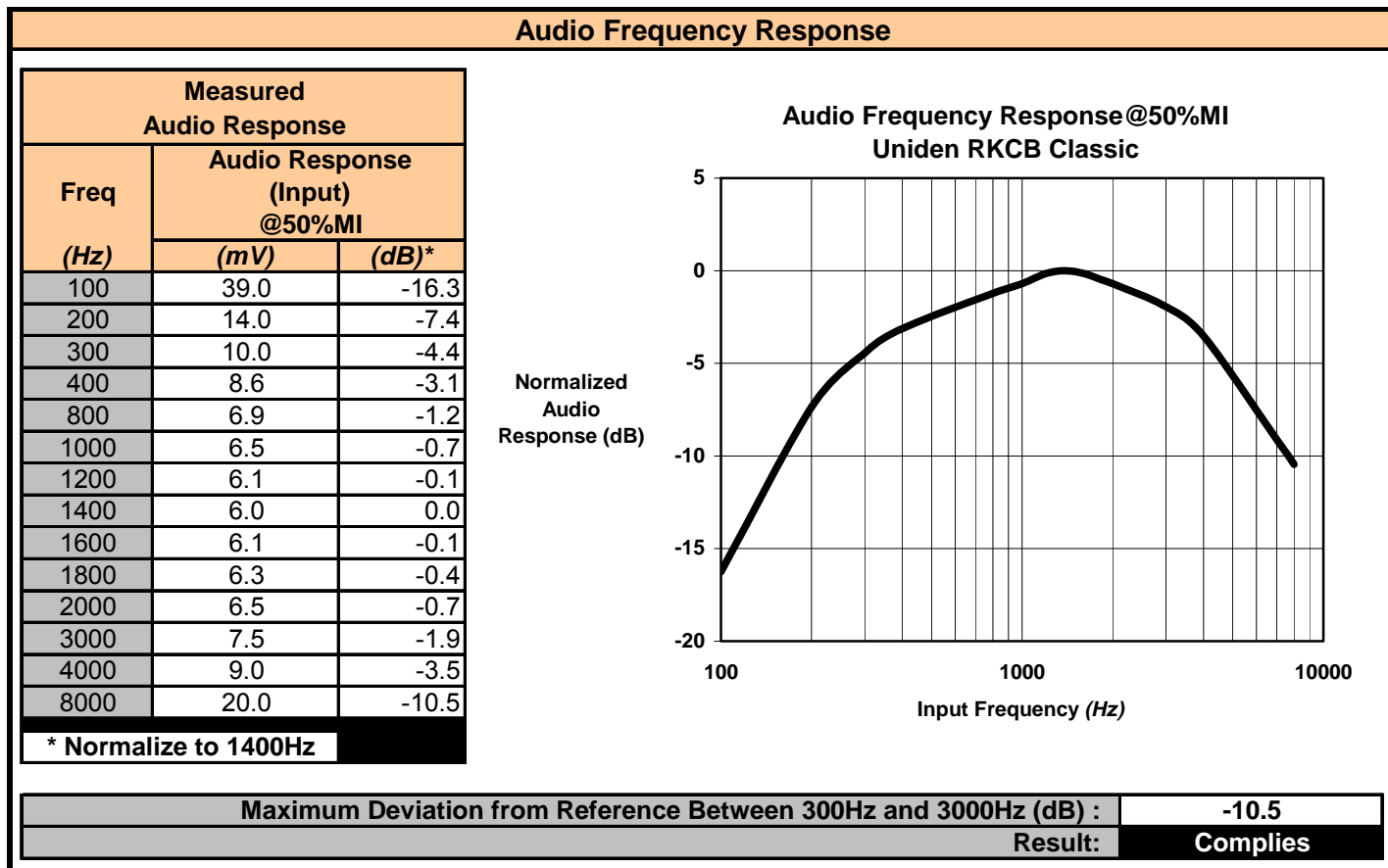
Setup Drawing

Figure 2 - Setup Drawing – Audio Frequency Response




Applicant:	Uniden America Corporation	FCC ID:	AMWUT414	Model(s):	RKCB Classic	
DUT Type:	Mobile AM CB Radio Transceiver.	IC:	513C-UT414	Frequency Range:	26.965 - 27.405 MHz	
2015 Celltech Labs Inc.		This document is not to be reproduced in whole or in part without the prior written permission of Celltech Labs Inc.				Page 11 of 43

	Test Report Serial No.:	113015AMW-T1338-E95D	Test Report Issue Date:	27 January 2016	
	Measurement Date(s):	11 Nov – 17 Dec, 2015	Test Report Revision No.:	1.2	
	Rule Part(s) Applied:	FCC 47 CFR §2, §95D, RSS-236, RSS_GEN	Test Site Registration(s):	FCC Accredited Site	





Sign-Off

I attest to the accuracy of the data. All measurements reported herein were performed by me and are correct to the best of my knowledge and belief. I assume full responsibility for the completeness of these measurements.



 Art Voss
 Sr. Engineer

	Test Report Serial No.:	113015AMW-T1338-E95D	Test Report Issue Date:	27 January 2016	
	Measurement Date(s):	11 Nov – 17 Dec, 2015	Test Report Revision No.:	1.2	
	Rule Part(s) Applied:	FCC 47 CFR §2, §95D, RSS-236, RSS_GEN	Test Site Registration(s):	FCC Accredited Site	

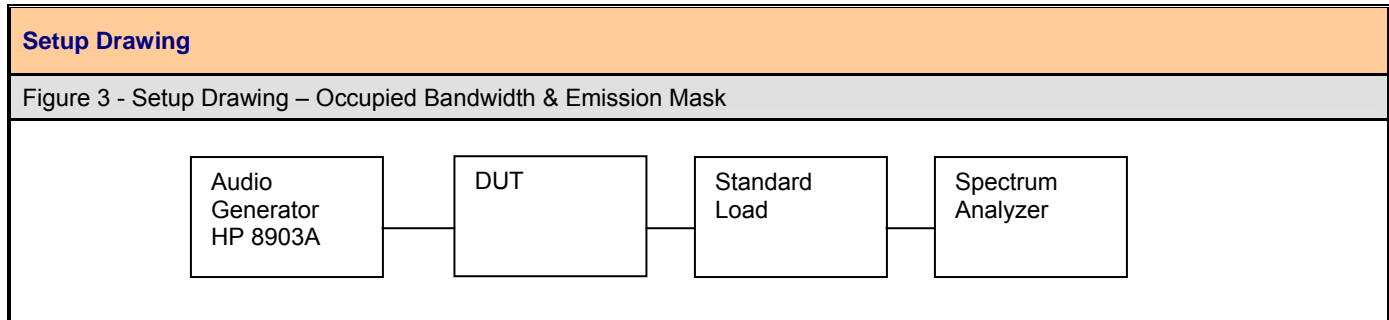
APPENDIX D - Occupied Bandwidth and Emission Mask


References	
Normative Reference Standard	FCC CFR 47 §2.1049, §95.635, RSS-236, 5.4.4
Procedure Reference / Description	Occupied bandwidth was performed by connecting the output of the DUT to the input of a spectrum analyzer. The unit was supplied a 2500Hz audio signal adjusted to 50% plus 16dB.



Limits	
§95.635 RSS-236, 5.4.4 RSS-Gen	At least 25 dB (decibels) on any frequency removed from the center of the authorized bandwidth by more than 50% up to and including 100% of the authorized bandwidth.
	At least 35 dB on any frequency removed from the center of the authorized bandwidth by more than 100% up to and including 250% of the authorized bandwidth.
	At least 53 + 10 log ₁₀ (T) dB on any frequency removed from the center of the authorized bandwidth by more than 250%.
	RSS-Gen - When the occupied bandwidth limit is not stated in the applicable RSS or reference measurement method, the transmitted signal bandwidth shall be reported as the 99% emission bandwidth, as calculated or measured.

Environmental Conditions	
Temperature	25 +/- 5 °C
Humidity	40 +/- 10 %
Barometric Pressure	101 +/- 3 kPa

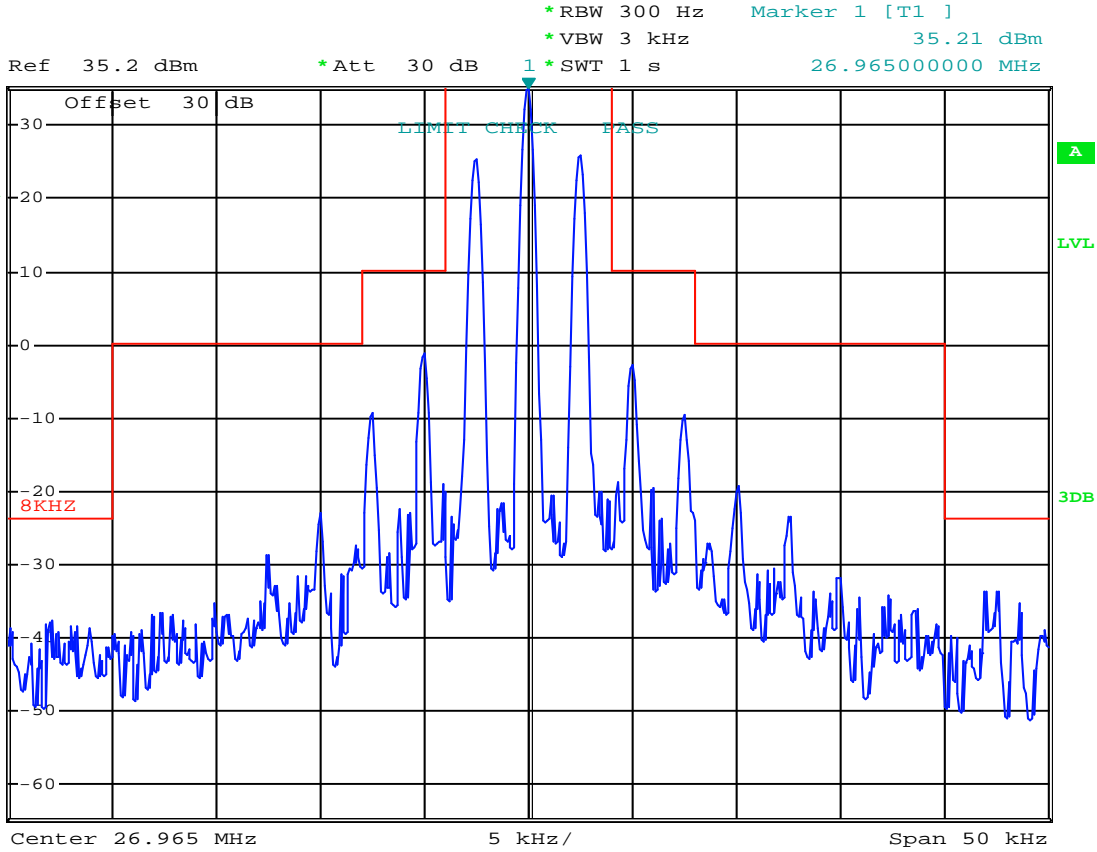
Equipment List				
Asset number	Manufacturer	Model	Description	Last cal / Cal due
00241	R&S	FSP40	Spectrum Analyzer	23 Apr 15 / 23 Apr 17
00027	HP	8903B	Audio Generator/Analyzer	22-Dec-14 / 22-Dec-16



Applicant:	Uniden America Corporation	FCC ID:	AMWUT414	Model(s):	RKCB Classic	
DUT Type:	Mobile AM CB Radio Transceiver.	IC:	513C-UT414	Frequency Range:	26.965 - 27.405 MHz	
2015 Celltech Labs Inc.		This document is not to be reproduced in whole or in part without the prior written permission of Celltech Labs Inc.				Page 13 of 43


	Test Report Serial No.:	113015AMW-T1338-E95D	Test Report Issue Date:	27 January 2016	
	Measurement Date(s):	11 Nov – 17 Dec, 2015	Test Report Revision No.:	1.2	
	Rule Part(s) Applied:	FCC 47 CFR §2, §95D, RSS-236, RSS_GEN	Test Site Registration(s):	FCC Accredited Site	Test Lab Certificate No. 2470.01



Occupied Bandwidth (Ch 1) w/ Emission Mask

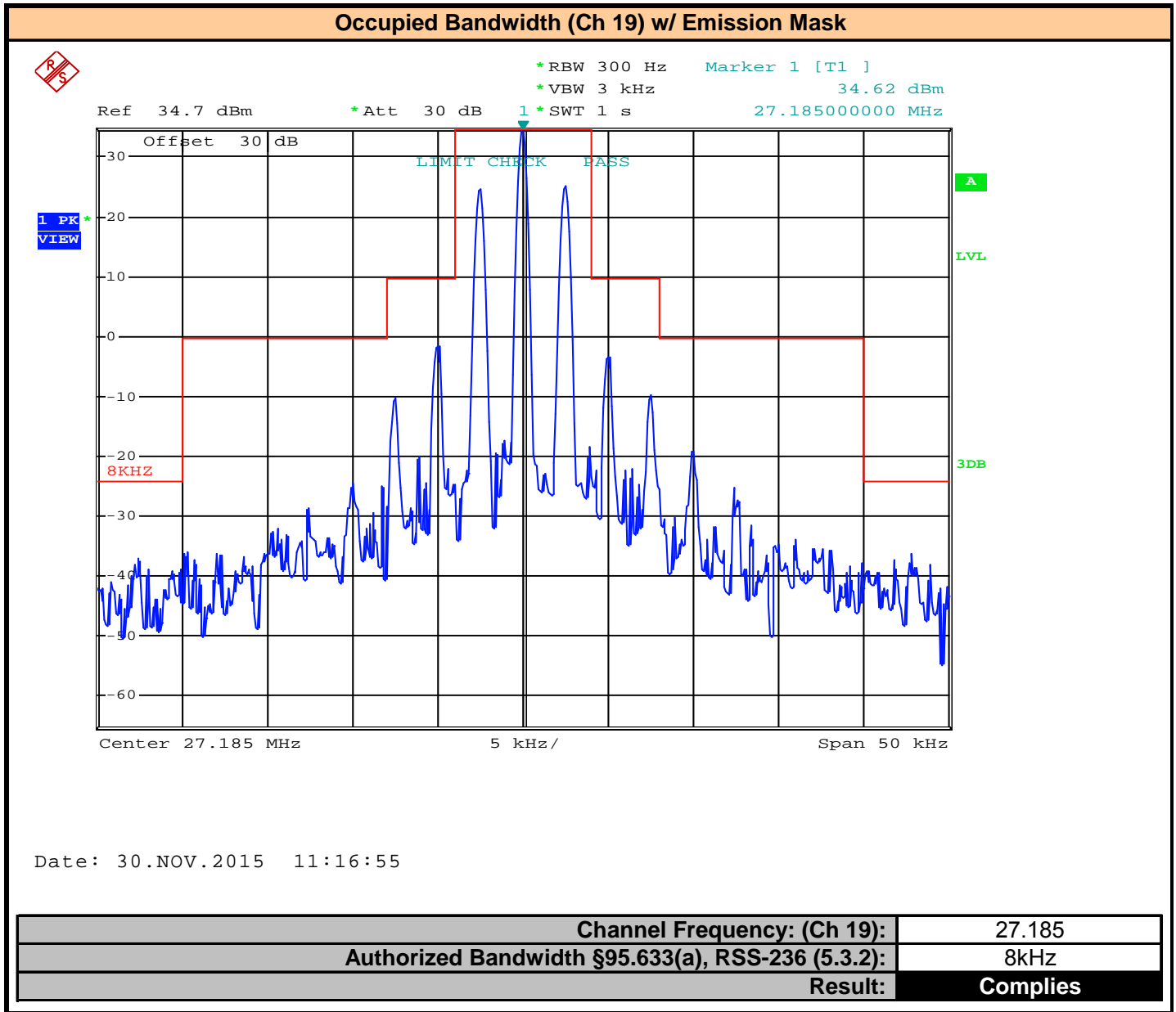



Date: 30.NOV.2015 11:13:31



Channel Frequency: (Ch 1):	26.965MHz
Authorized Bandwidth §95.633(a), RSS-236 (5.3.2):	8kHz
Result:	Complies

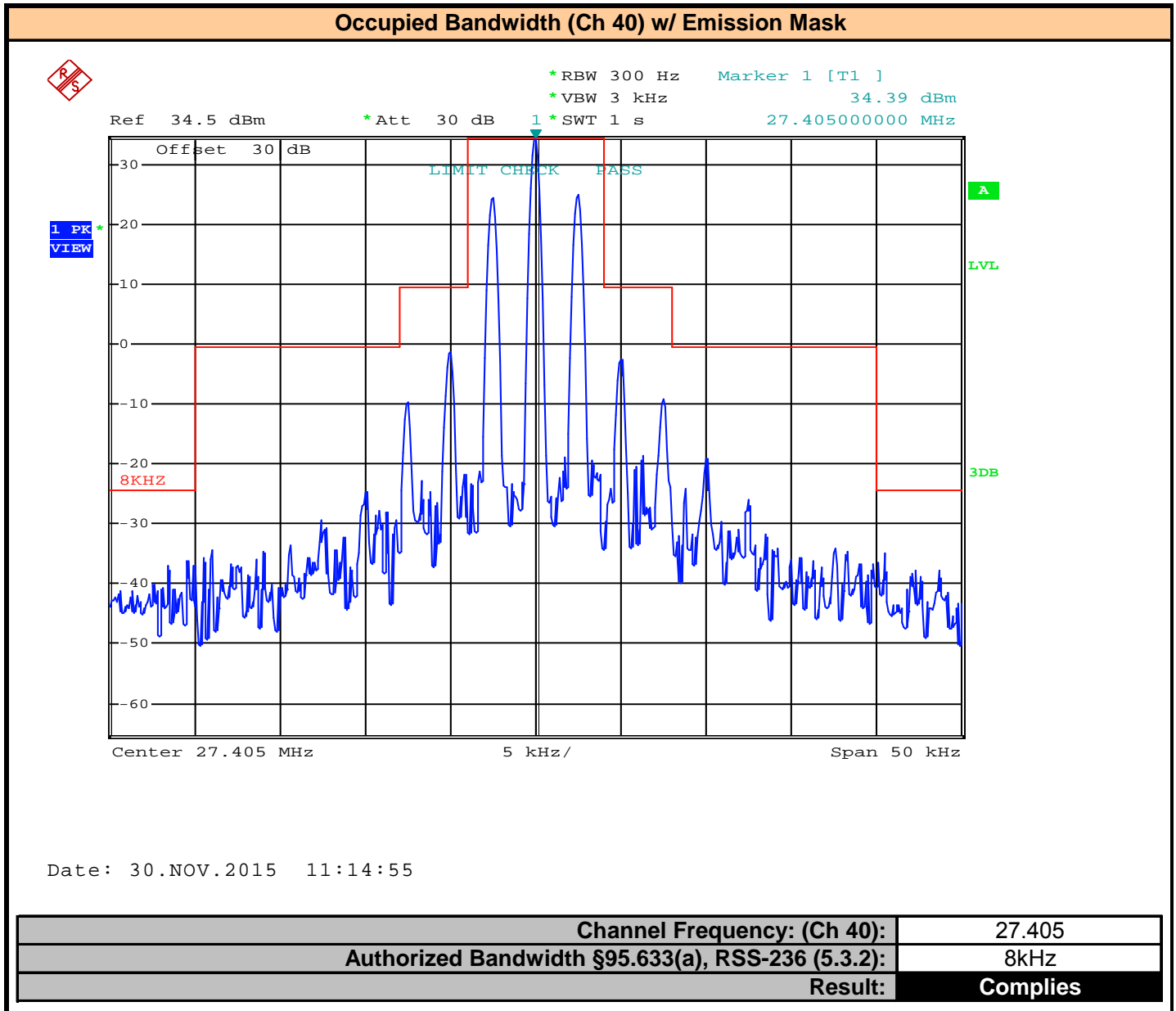
Applicant:	Uniden America Corporation	FCC ID:	AMWUT414	Model(s):	RKCB Classic	
DUT Type:	Mobile AM CB Radio Transceiver.	IC:	513C-UT414	Frequency Range:	26.965 - 27.405 MHz	
2015 Celltech Labs Inc.		This document is not to be reproduced in whole or in part without the prior written permission of Celltech Labs Inc.				Page 14 of 43


	Test Report Serial No.:	113015AMW-T1338-E95D	Test Report Issue Date:	27 January 2016	
	Measurement Date(s):	11 Nov – 17 Dec, 2015	Test Report Revision No.:	1.2	
	Rule Part(s) Applied:	FCC 47 CFR §2, §95D, RSS-236, RSS_GEN	Test Site Registration(s):	FCC Accredited Site	Test Lab Certificate No. 2470.01





Applicant:	Uniden America Corporation	FCC ID:	AMWUT414	Model(s):	RKCB Classic	
DUT Type:	Mobile AM CB Radio Transceiver.	IC:	513C-UT414	Frequency Range:	26.965 - 27.405 MHz	
2015 Celltech Labs Inc.		This document is not to be reproduced in whole or in part without the prior written permission of Celltech Labs Inc.				Page 15 of 43

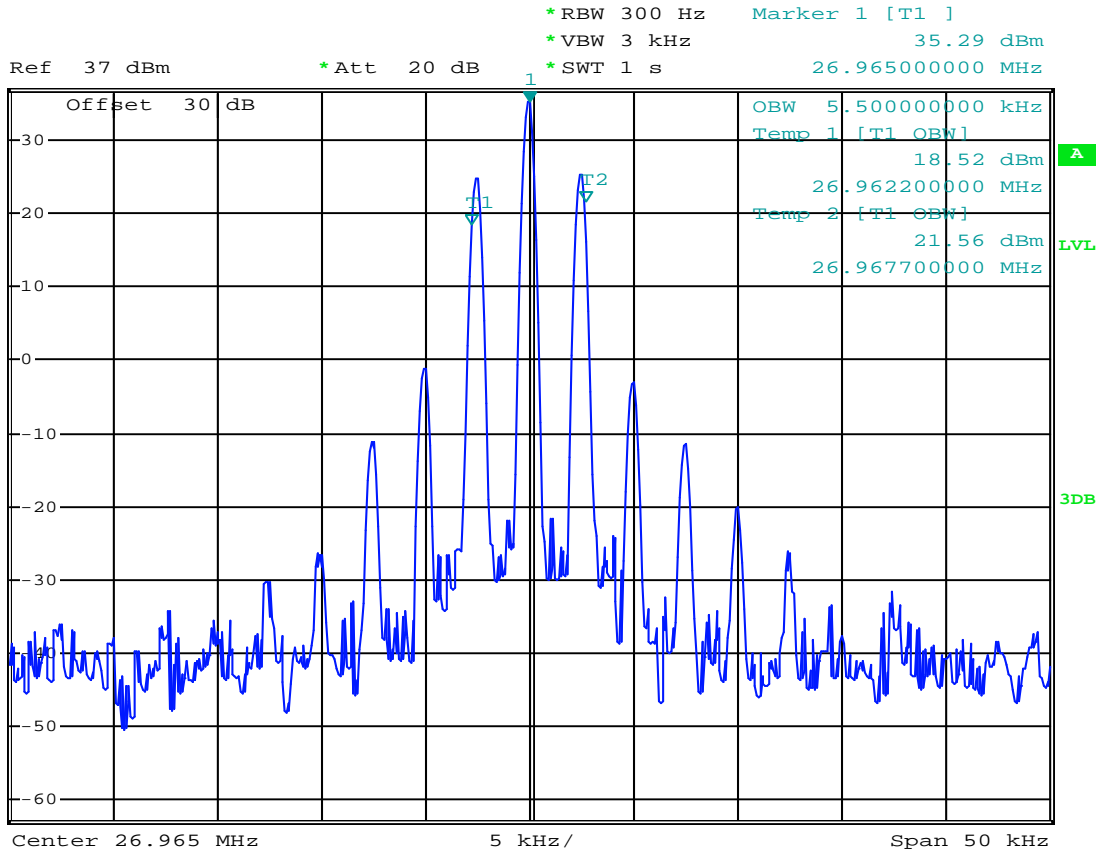
	Test Report Serial No.:	113015AMW-T1338-E95D	Test Report Issue Date:	27 January 2016	
	Measurement Date(s):	11 Nov – 17 Dec, 2015	Test Report Revision No.:	1.2	
	Rule Part(s) Applied:	FCC 47 CFR §2, §95D, RSS-236, RSS_GEN	Test Site Registration(s):	FCC Accredited Site	Test Lab Certificate No. 2470.01



Applicant:	Uniden America Corporation	FCC ID:	AMWUT414	Model(s):	RKCB Classic	
DUT Type:	Mobile AM CB Radio Transceiver.	IC:	513C-UT414	Frequency Range:	26.965 - 27.405 MHz	
2015 Celltech Labs Inc.		This document is not to be reproduced in whole or in part without the prior written permission of Celltech Labs Inc.				Page 16 of 43


	Test Report Serial No.:	113015AMW-T1338-E95D	Test Report Issue Date:	27 January 2016	
	Measurement Date(s):	11 Nov – 17 Dec, 2015	Test Report Revision No.:	1.2	
	Rule Part(s) Applied:	FCC 47 CFR §2, §95D, RSS-236, RSS_GEN	Test Site Registration(s):	FCC Accredited Site	Test Lab Certificate No. 2470.01

99% Occupied Bandwidth (Ch 1)

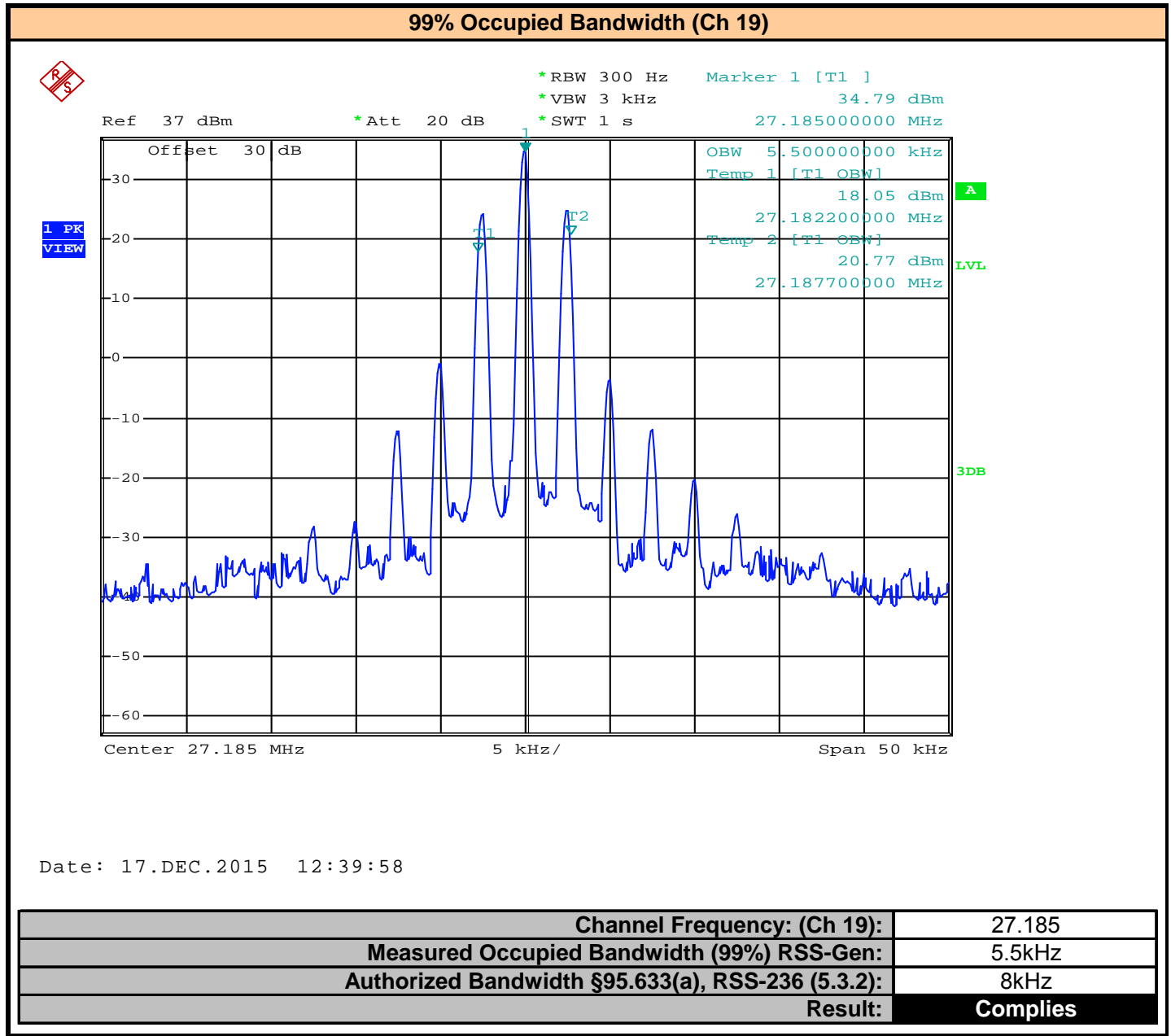


Date: 17.DEC.2015 12:40:59



Channel Frequency: (Ch 1):	26.965MHz
Measured Occupied Bandwidth (99%) RSS-Gen:	5.5kHz
Authorized Bandwidth §95.633(a), RSS-236 (5.3.2):	8kHz
Result:	Complies

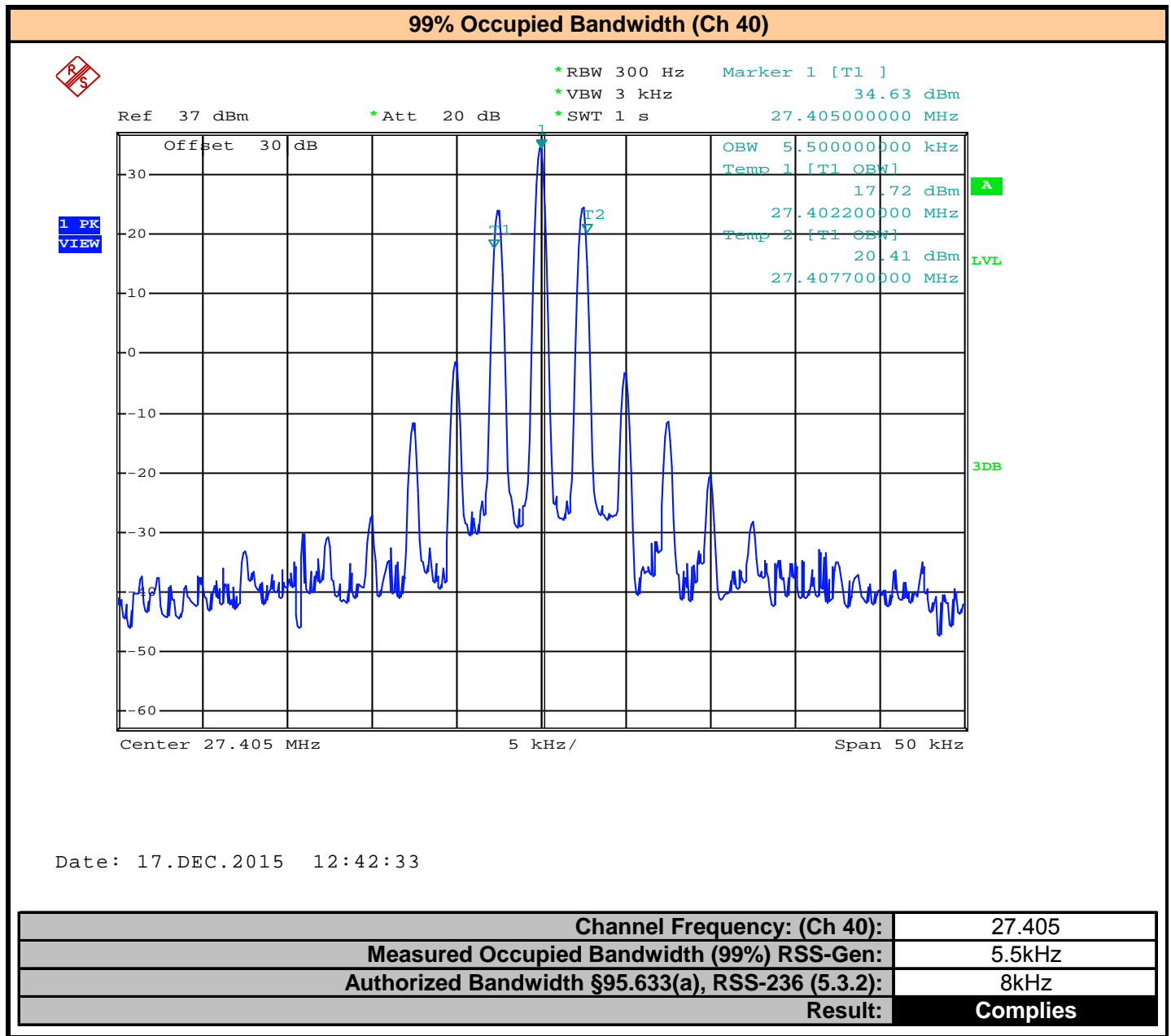
Applicant:	Uniden America Corporation	FCC ID:	AMWUT414	Model(s):	RKCB Classic	
DUT Type:	Mobile AM CB Radio Transceiver.	IC:	513C-UT414	Frequency Range:	26.965 - 27.405 MHz	
2015 Celltech Labs Inc.		This document is not to be reproduced in whole or in part without the prior written permission of Celltech Labs Inc.				Page 17 of 43


	Test Report Serial No.:	113015AMW-T1338-E95D	Test Report Issue Date:	27 January 2016	
	Measurement Date(s):	11 Nov – 17 Dec, 2015	Test Report Revision No.:	1.2	
	Rule Part(s) Applied:	FCC 47 CFR §2, §95D, RSS-236, RSS_GEN	Test Site Registration(s):	FCC Accredited Site	Test Lab Certificate No. 2470.01





Applicant:	Uniden America Corporation	FCC ID:	AMWUT414	Model(s):	RKCB Classic	
DUT Type:	Mobile AM CB Radio Transceiver.	IC:	513C-UT414	Frequency Range:	26.965 - 27.405 MHz	
2015 Celltech Labs Inc.		This document is not to be reproduced in whole or in part without the prior written permission of Celltech Labs Inc.				Page 18 of 43

	Test Report Serial No.:	113015AMW-T1338-E95D	Test Report Issue Date:	27 January 2016	
	Measurement Date(s):	11 Nov – 17 Dec, 2015	Test Report Revision No.:	1.2	
	Rule Part(s) Applied:	FCC 47 CFR §2, §95D, RSS-236, RSS_GEN	Test Site Registration(s):	FCC Accredited Site	Test Lab Certificate No. 2470.01



Applicant:	Uniden America Corporation	FCC ID:	AMWUT414	Model(s):	RKCB Classic	
DUT Type:	Mobile AM CB Radio Transceiver.	IC:	513C-UT414	Frequency Range:	26.965 - 27.405 MHz	
2015 Celltech Labs Inc.		This document is not to be reproduced in whole or in part without the prior written permission of Celltech Labs Inc.				Page 19 of 43


	Test Report Serial No.:	113015AMW-T1338-E95D	Test Report Issue Date:	27 January 2016	
	Measurement Date(s):	11 Nov – 17 Dec, 2015	Test Report Revision No.:	1.2	
	Rule Part(s) Applied:	FCC 47 CFR §2, §95D, RSS-236, RSS_GEN	Test Site Registration(s):	FCC Accredited Site	



Sign-Off

I attest to the accuracy of the data. All measurements reported herein were performed by me and are correct to the best of my knowledge and belief. I assume full responsibility for the completeness of these measurements.



Art Voss
Sr. Engineer

Applicant:	Uniden America Corporation	FCC ID: IC:	AMWUT414 513C-UT414	Model(s):	RKCB Classic	
DUT Type:	Mobile AM CB Radio Transceiver.	Frequency Range:	26.965 - 27.405 MHz			
2015 Celltech Labs Inc.	This document is not to be reproduced in whole or in part without the prior written permission of Celltech Labs Inc.					Page 20 of 43

	Test Report Serial No.:	113015AMW-T1338-E95D	Test Report Issue Date:	27 January 2016	
	Measurement Date(s):	11 Nov – 17 Dec, 2015	Test Report Revision No.:	1.2	
	Rule Part(s) Applied:	FCC 47 CFR §2, §95D, RSS-236, RSS_GEN	Test Site Registration(s):	FCC Accredited Site	

APPENDIX E - Spurious Emissions at the Antenna Terminal

References

Normative Reference Standard FCC CFR 47 §2.1051, Part 95D, 95.635; RSS-236, 5.4.4, RSS-GEN

Limits

Part 95D: 95.635
 RSS-236: 5.4.4 $53 + 10 \log(P_o) = 59\text{dBc}, 60\text{dBc} \geq$ twice the fundamental frequency.

Environmental Conditions

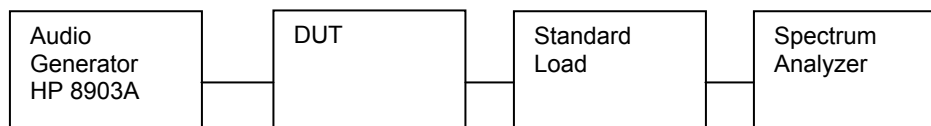
Temperature 25 +/- 5 °C
Humidity 40 +/- 10 %
Barometric Pressure 101 +/- 3 kPa

Equipment List

Asset number	Manufacturer	Model	Description	Last cal / Cal due
00027	HP	8903B	Audio Generator/Analyzer	22-Dec-14 / 22-Dec-16
00099	Mini-Circuits	BHP-50	High Pass Filter	Cal on use
00241	R&S	FSU40	Spectrum Analyzer	23 Apr 15 / 23 Apr 17

Setup Drawing


Figure 4 - Setup Drawing – Occupied Bandwidth & Emission Mask





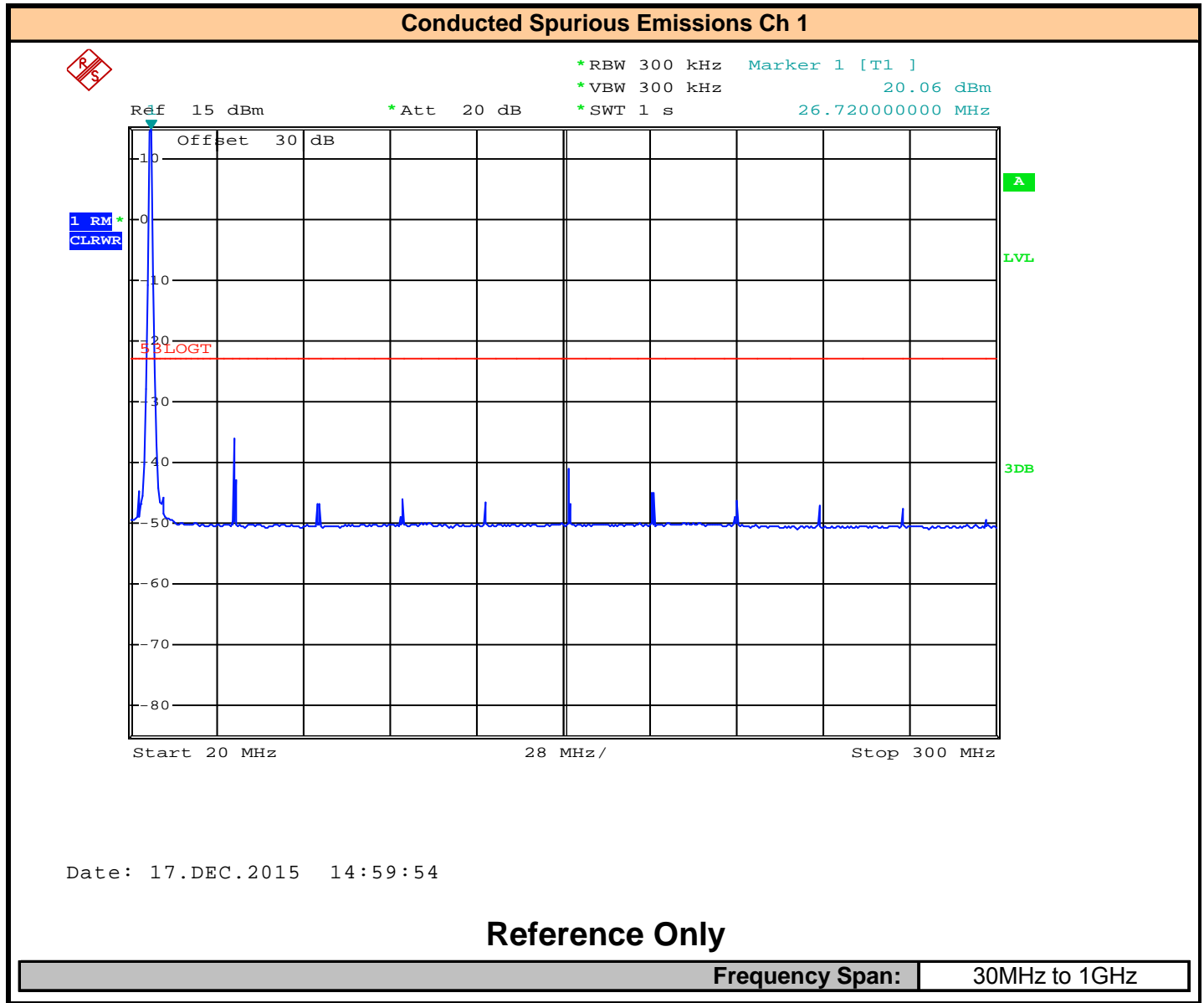
Notes:


The spectrum was searched from 20MHz to 1000 MHz.
 All detected emissions have been reported.



Detected Emissions

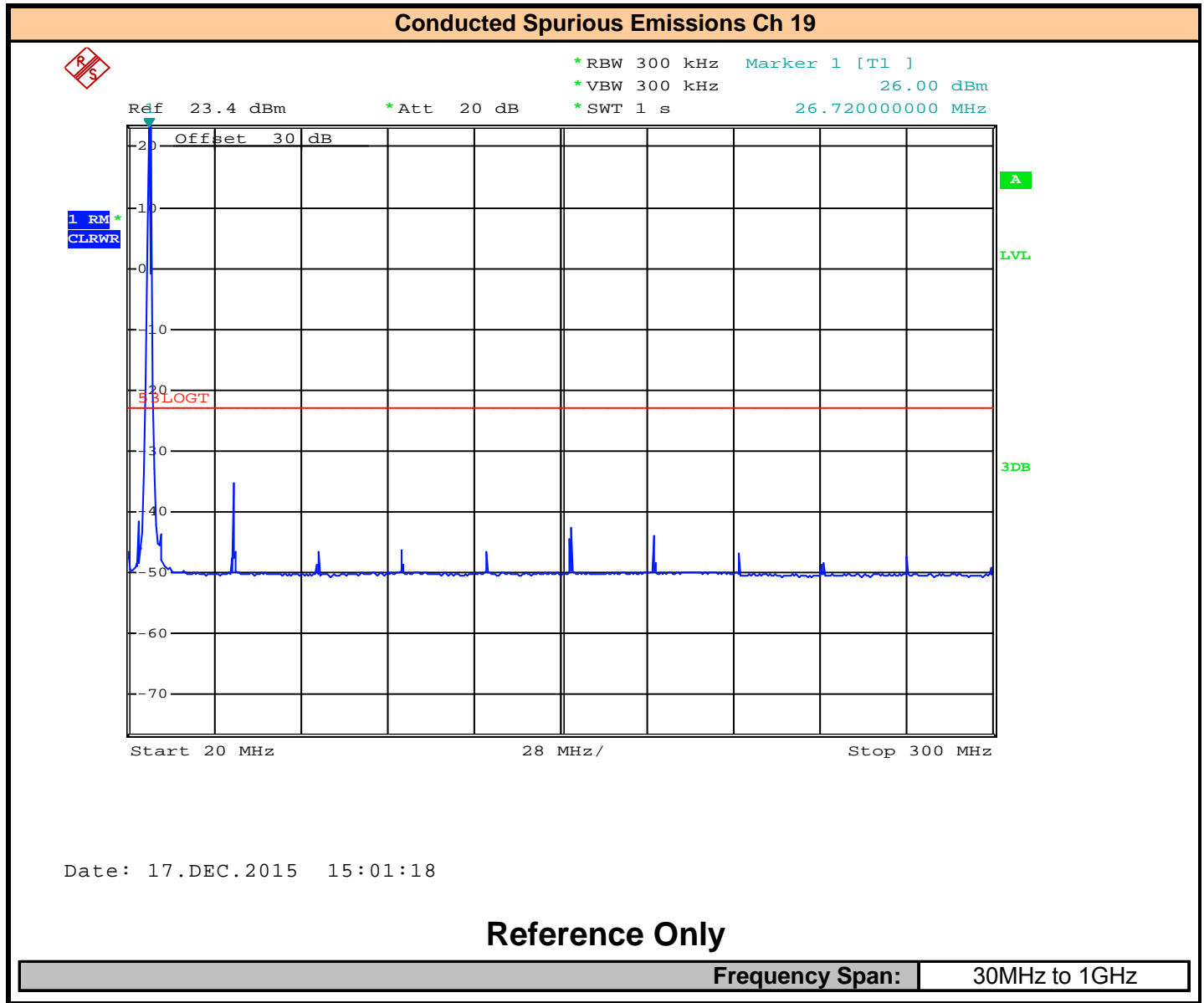
Applicant:	Uniden America Corporation	FCC ID:	AMWUT414	Model(s):	RKCB Classic	
DUT Type:	Mobile AM CB Radio Transceiver.	IC:	513C-UT414	Frequency Range:	26.965 - 27.405 MHz	
2015 Celltech Labs Inc.		This document is not to be reproduced in whole or in part without the prior written permission of Celltech Labs Inc.				Page 21 of 43


	Test Report Serial No.:	113015AMW-T1338-E95D	Test Report Issue Date:	27 January 2016	
	Measurement Date(s):	11 Nov – 17 Dec, 2015	Test Report Revision No.:	1.2	
	Rule Part(s) Applied:	FCC 47 CFR §2, §95D, RSS-236, RSS_GEN	Test Site Registration(s):	FCC Accredited Site	





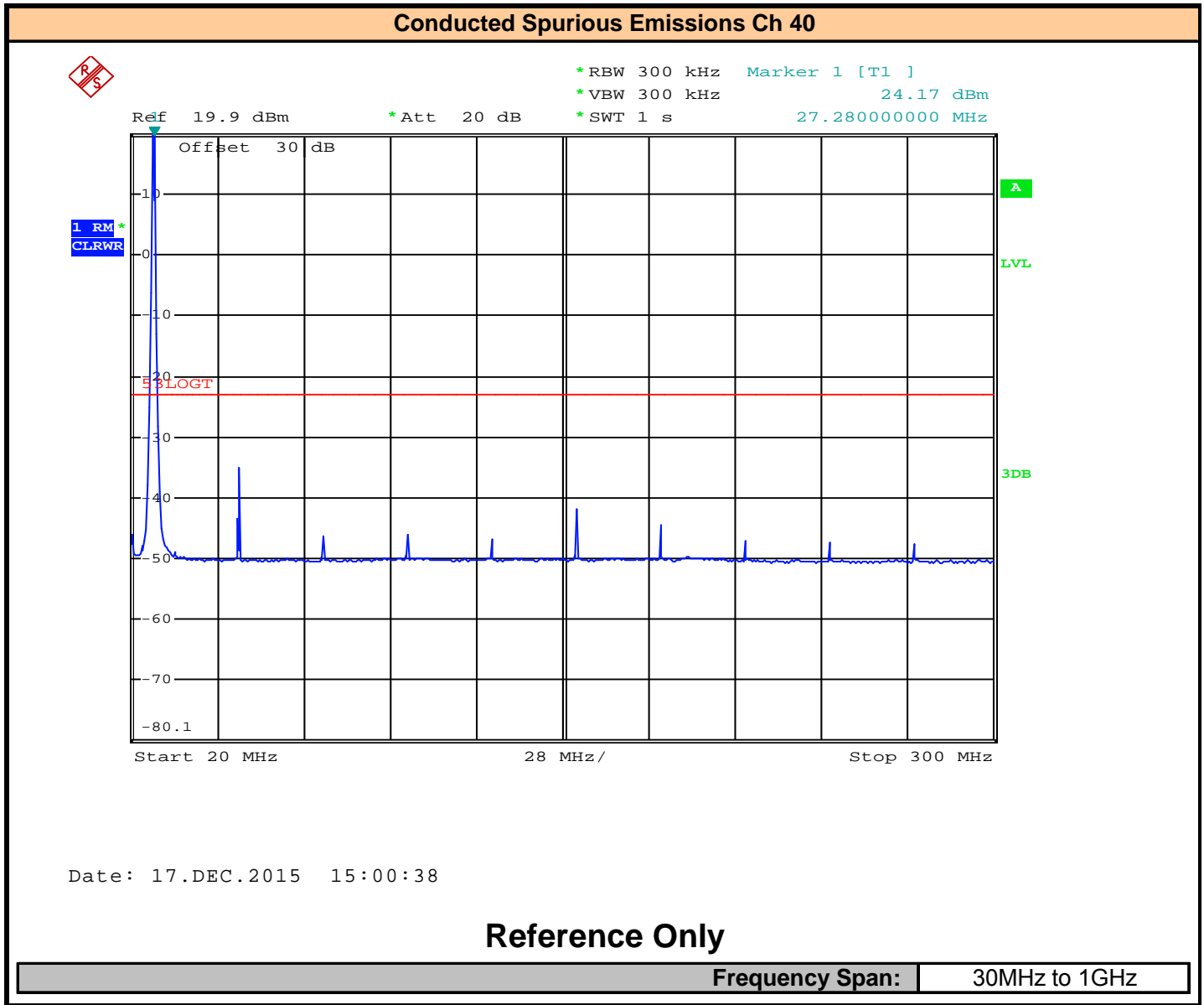
Applicant:	Uniden America Corporation	FCC ID:	AMWUT414	Model(s):	RKCB Classic	
DUT Type:	Mobile AM CB Radio Transceiver.	IC:	513C-UT414	Frequency Range:	26.965 - 27.405 MHz	
2015 Celltech Labs Inc.		This document is not to be reproduced in whole or in part without the prior written permission of Celltech Labs Inc.				Page 22 of 43


	Test Report Serial No.:	113015AMW-T1338-E95D	Test Report Issue Date:	27 January 2016	 Test Lab Certificate No. 2470.01
	Measurement Date(s):	11 Nov – 17 Dec, 2015	Test Report Revision No.:	1.2	
	Rule Part(s) Applied:	FCC 47 CFR §2, §95D, RSS-236, RSS_GEN	Test Site Registration(s):	FCC Accredited Site	





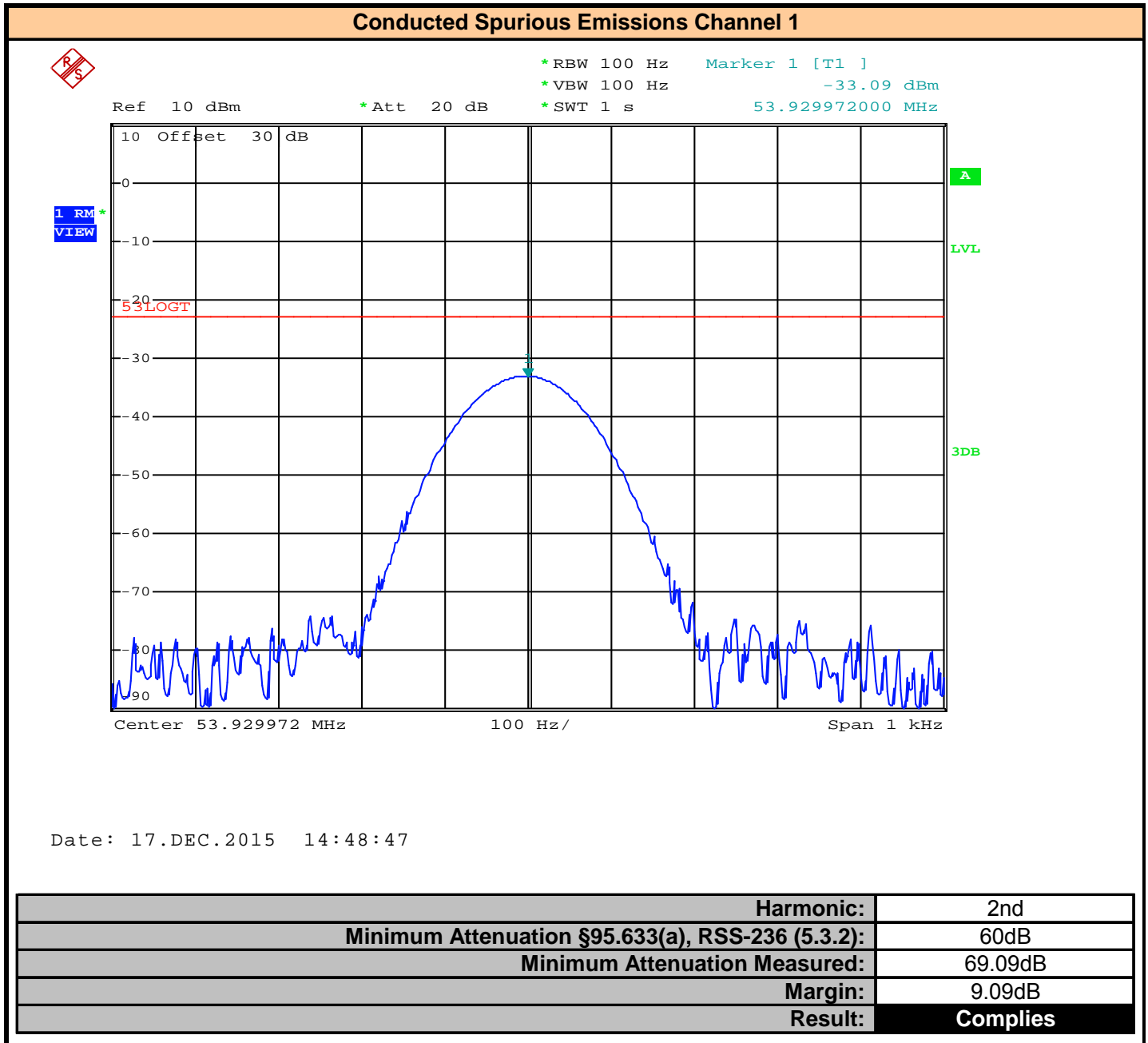
Applicant:	Uniden America Corporation	FCC ID:	AMWUT414	Model(s):	RKCB Classic	
DUT Type:	Mobile AM CB Radio Transceiver.	IC:	513C-UT414	Frequency Range:	26.965 - 27.405 MHz	
2015 Celltech Labs Inc.		This document is not to be reproduced in whole or in part without the prior written permission of Celltech Labs Inc.				Page 23 of 43


	Test Report Serial No.:	113015AMW-T1338-E95D	Test Report Issue Date:	27 January 2016	
	Measurement Date(s):	11 Nov – 17 Dec, 2015	Test Report Revision No.:	1.2	
	Rule Part(s) Applied:	FCC 47 CFR §2, §95D, RSS-236, RSS_GEN	Test Site Registration(s):	FCC Accredited Site	Test Lab Certificate No. 2470.01





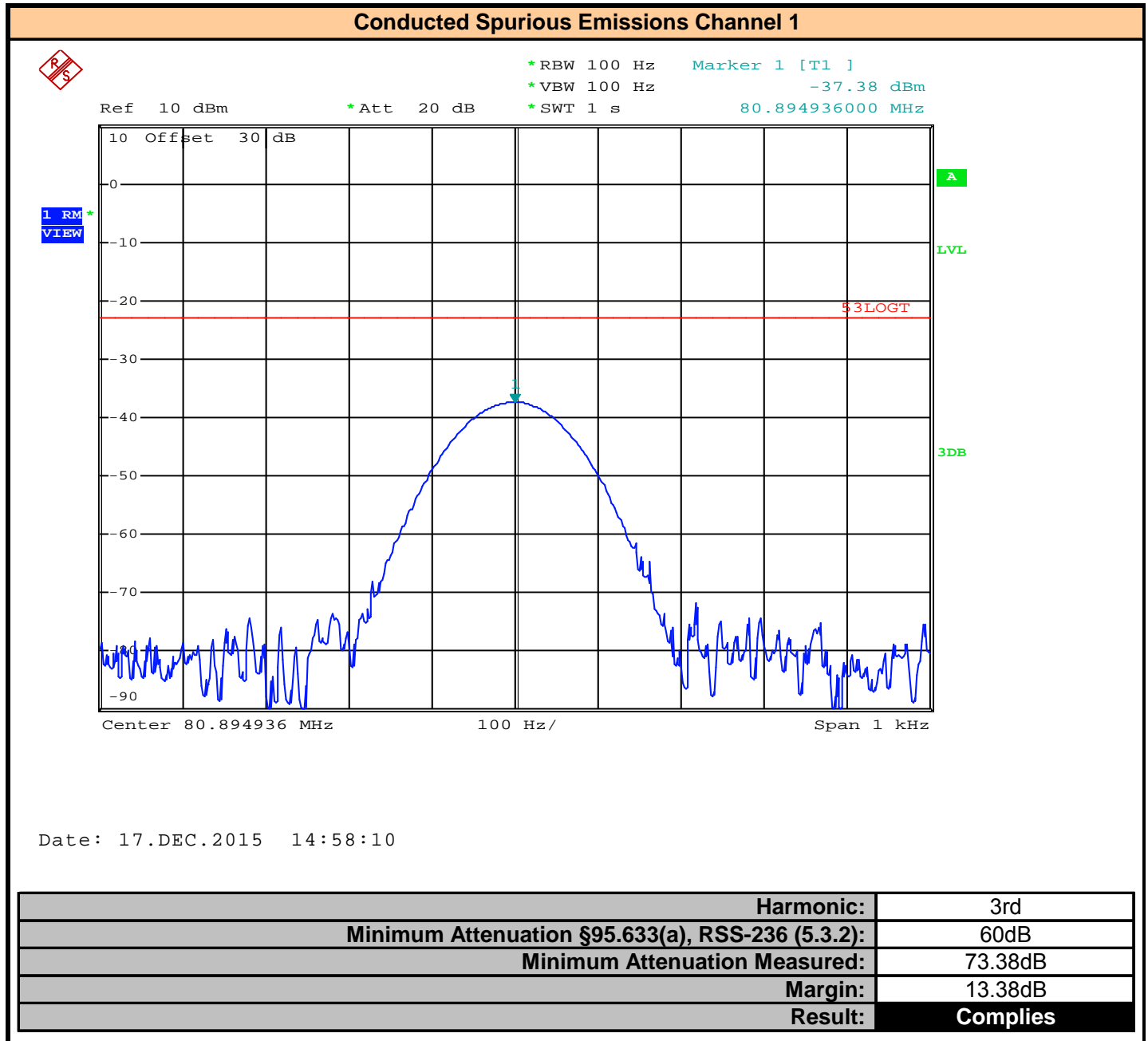
Applicant:	Uniden America Corporation	FCC ID:	AMWUT414	Model(s):	RKCB Classic	
DUT Type:	Mobile AM CB Radio Transceiver.	IC:	513C-UT414	Frequency Range:	26.965 - 27.405 MHz	
2015 Celltech Labs Inc.		This document is not to be reproduced in whole or in part without the prior written permission of Celltech Labs Inc.				Page 24 of 43


	Test Report Serial No.:	113015AMW-T1338-E95D	Test Report Issue Date:	27 January 2016	
	Measurement Date(s):	11 Nov – 17 Dec, 2015	Test Report Revision No.:	1.2	
	Rule Part(s) Applied:	FCC 47 CFR §2, §95D, RSS-236, RSS_GEN	Test Site Registration(s):	FCC Accredited Site	Test Lab Certificate No. 2470.01





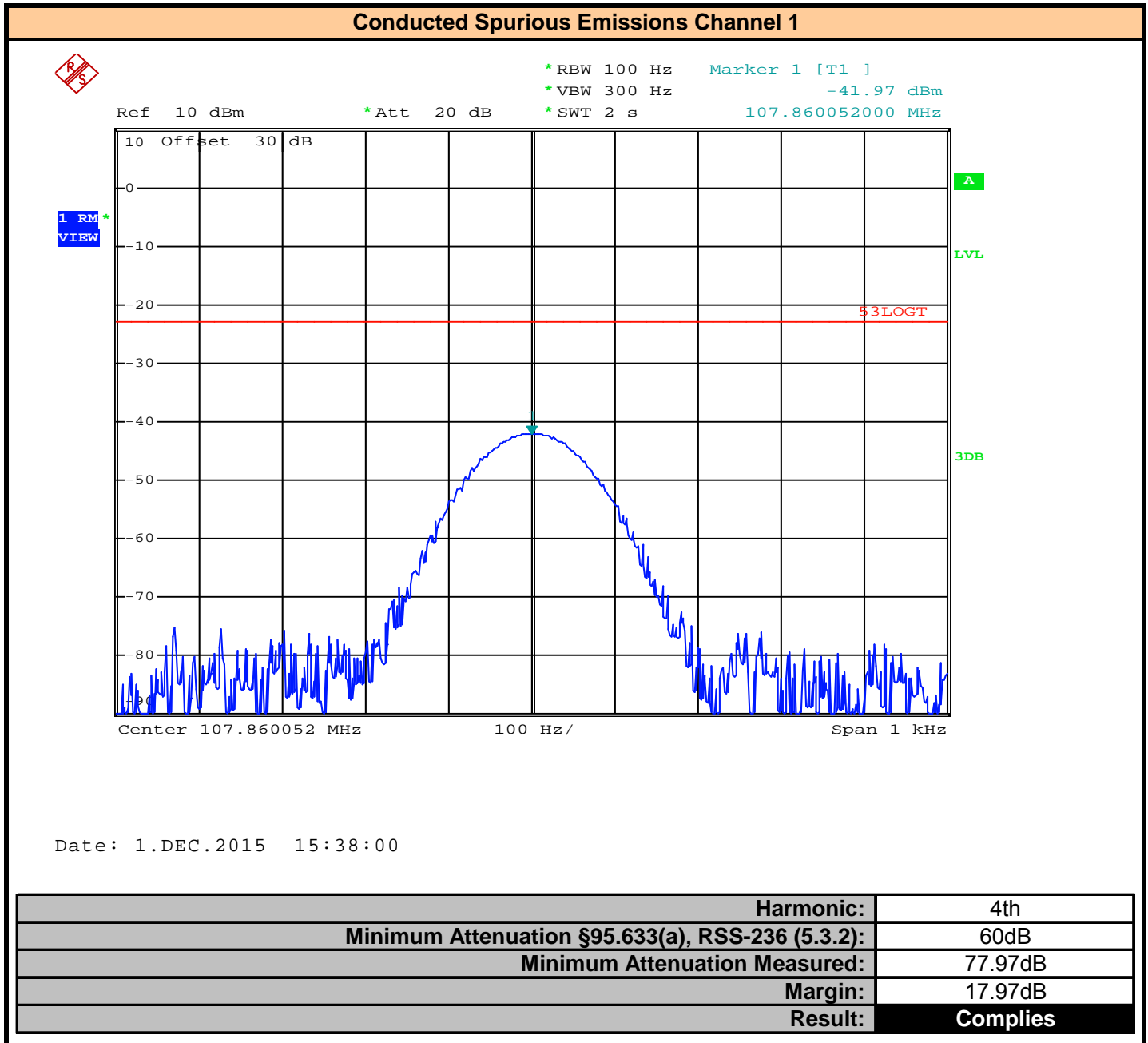
Applicant:	Uniden America Corporation	FCC ID:	AMWUT414	Model(s):	RKCB Classic	
DUT Type:	Mobile AM CB Radio Transceiver.	IC:	513C-UT414	Frequency Range:	26.965 - 27.405 MHz	
2015 Celltech Labs Inc.		This document is not to be reproduced in whole or in part without the prior written permission of Celltech Labs Inc.				Page 25 of 43


	Test Report Serial No.:	113015AMW-T1338-E95D	Test Report Issue Date:	27 January 2016	
	Measurement Date(s):	11 Nov – 17 Dec, 2015	Test Report Revision No.:	1.2	
	Rule Part(s) Applied:	FCC 47 CFR §2, §95D, RSS-236, RSS_GEN	Test Site Registration(s):	FCC Accredited Site	Test Lab Certificate No. 2470.01





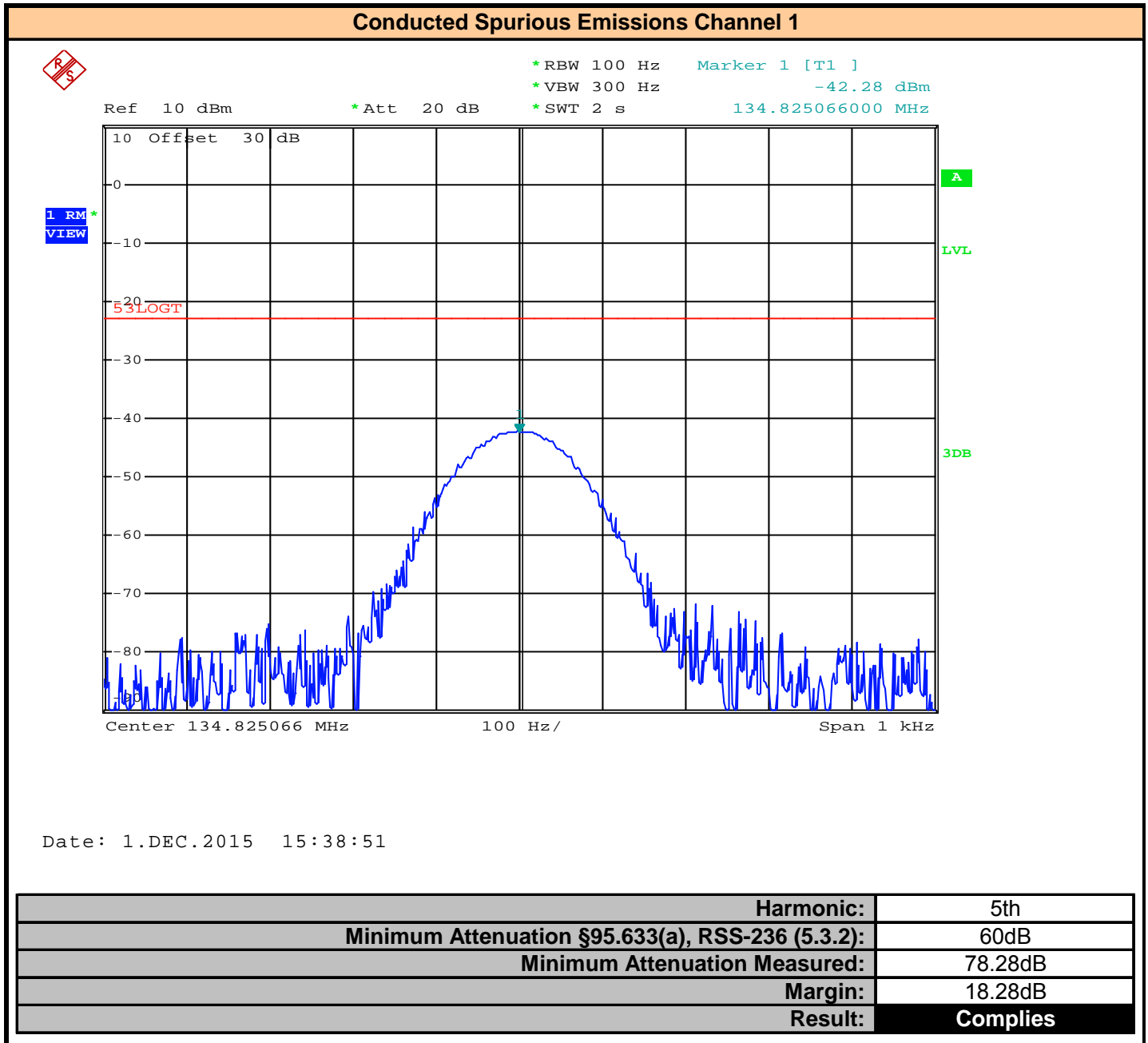
Applicant:	Uniden America Corporation	FCC ID:	AMWUT414	Model(s):	RKCB Classic	
DUT Type:	Mobile AM CB Radio Transceiver.	IC:	513C-UT414	Frequency Range:	26.965 - 27.405 MHz	
2015 Celltech Labs Inc.		This document is not to be reproduced in whole or in part without the prior written permission of Celltech Labs Inc.				Page 26 of 43


	Test Report Serial No.:	113015AMW-T1338-E95D	Test Report Issue Date:	27 January 2016	
	Measurement Date(s):	11 Nov – 17 Dec, 2015	Test Report Revision No.:	1.2	
	Rule Part(s) Applied:	FCC 47 CFR §2, §95D, RSS-236, RSS_GEN	Test Site Registration(s):	FCC Accredited Site	Test Lab Certificate No. 2470.01





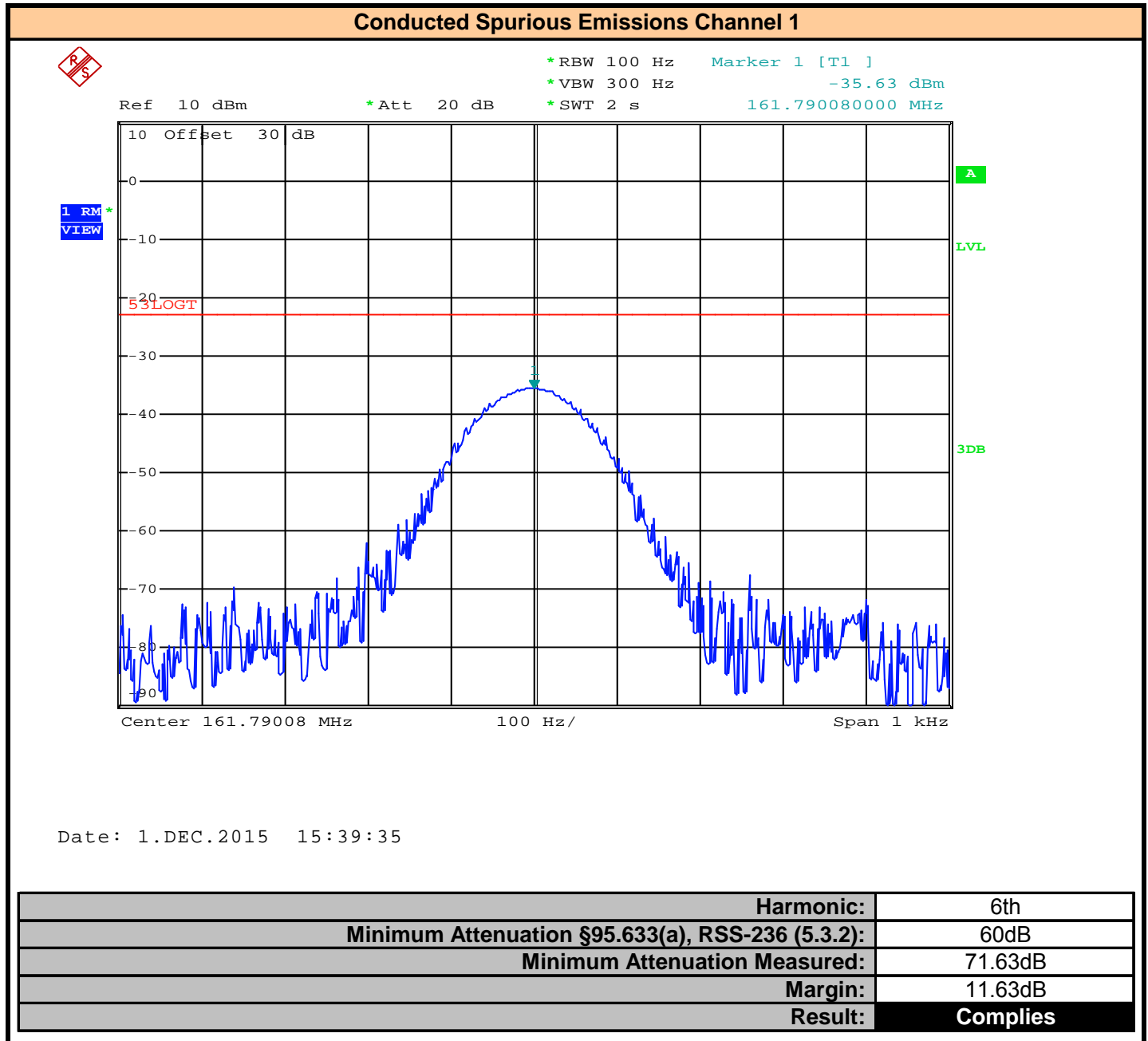
Applicant:	Uniden America Corporation	FCC ID:	AMWUT414	Model(s):	RKCB Classic	
DUT Type:	Mobile AM CB Radio Transceiver.	IC:	513C-UT414	Frequency Range:	26.965 - 27.405 MHz	
2015 Celltech Labs Inc.		This document is not to be reproduced in whole or in part without the prior written permission of Celltech Labs Inc.				Page 27 of 43


	Test Report Serial No.:	113015AMW-T1338-E95D	Test Report Issue Date:	27 January 2016	
	Measurement Date(s):	11 Nov – 17 Dec, 2015	Test Report Revision No.:	1.2	
	Rule Part(s) Applied:	FCC 47 CFR §2, §95D, RSS-236, RSS_GEN	Test Site Registration(s):	FCC Accredited Site	Test Lab Certificate No. 2470.01





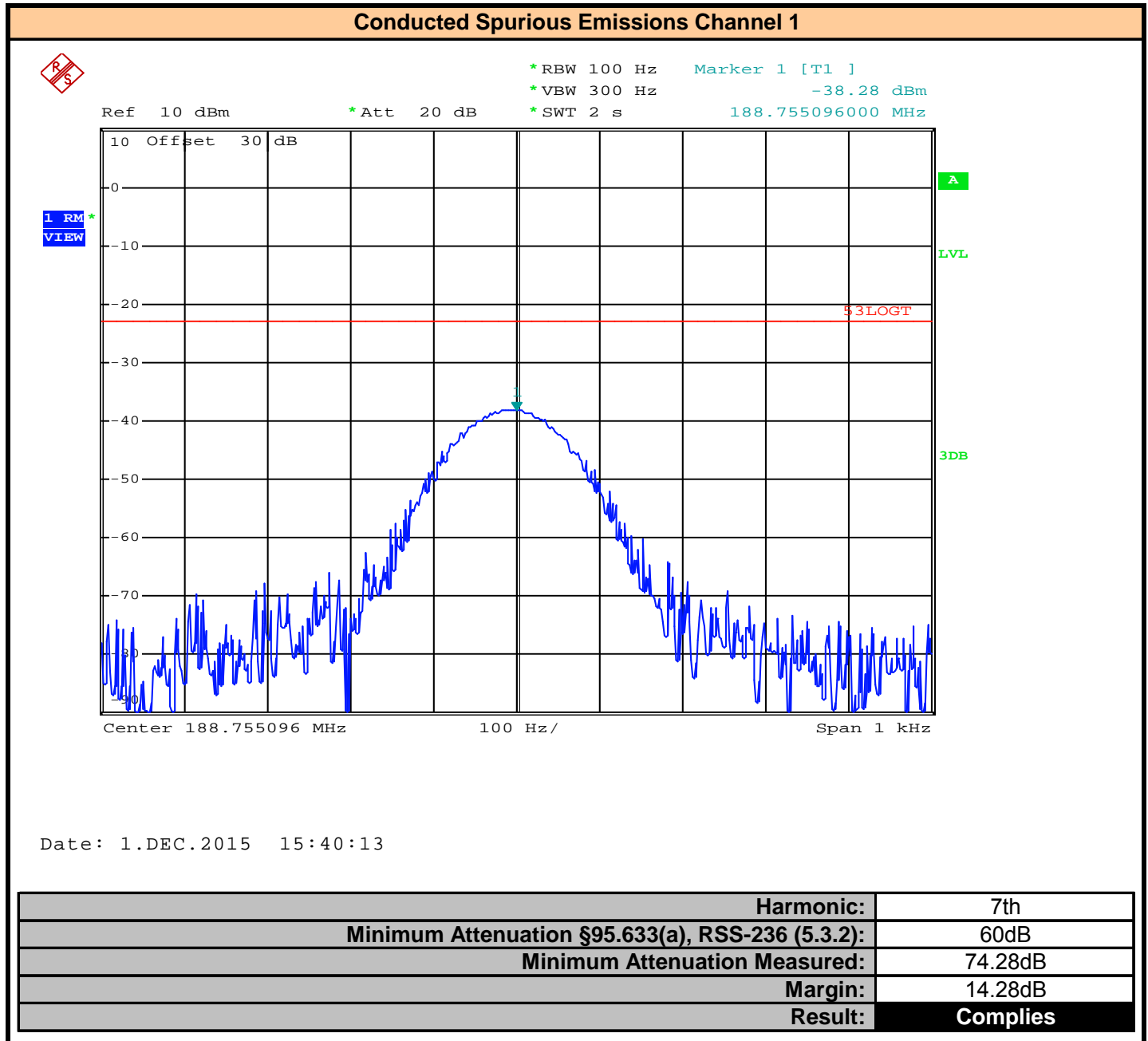
Applicant:	Uniden America Corporation	FCC ID:	AMWUT414	Model(s):	RKCB Classic	
DUT Type:	Mobile AM CB Radio Transceiver.	IC:	513C-UT414	Frequency Range:	26.965 - 27.405 MHz	
2015 Celltech Labs Inc.		This document is not to be reproduced in whole or in part without the prior written permission of Celltech Labs Inc.				Page 28 of 43


	Test Report Serial No.:	113015AMW-T1338-E95D	Test Report Issue Date:	27 January 2016	
	Measurement Date(s):	11 Nov – 17 Dec, 2015	Test Report Revision No.:	1.2	
	Rule Part(s) Applied:	FCC 47 CFR §2, §95D, RSS-236, RSS_GEN	Test Site Registration(s):	FCC Accredited Site	Test Lab Certificate No. 2470.01





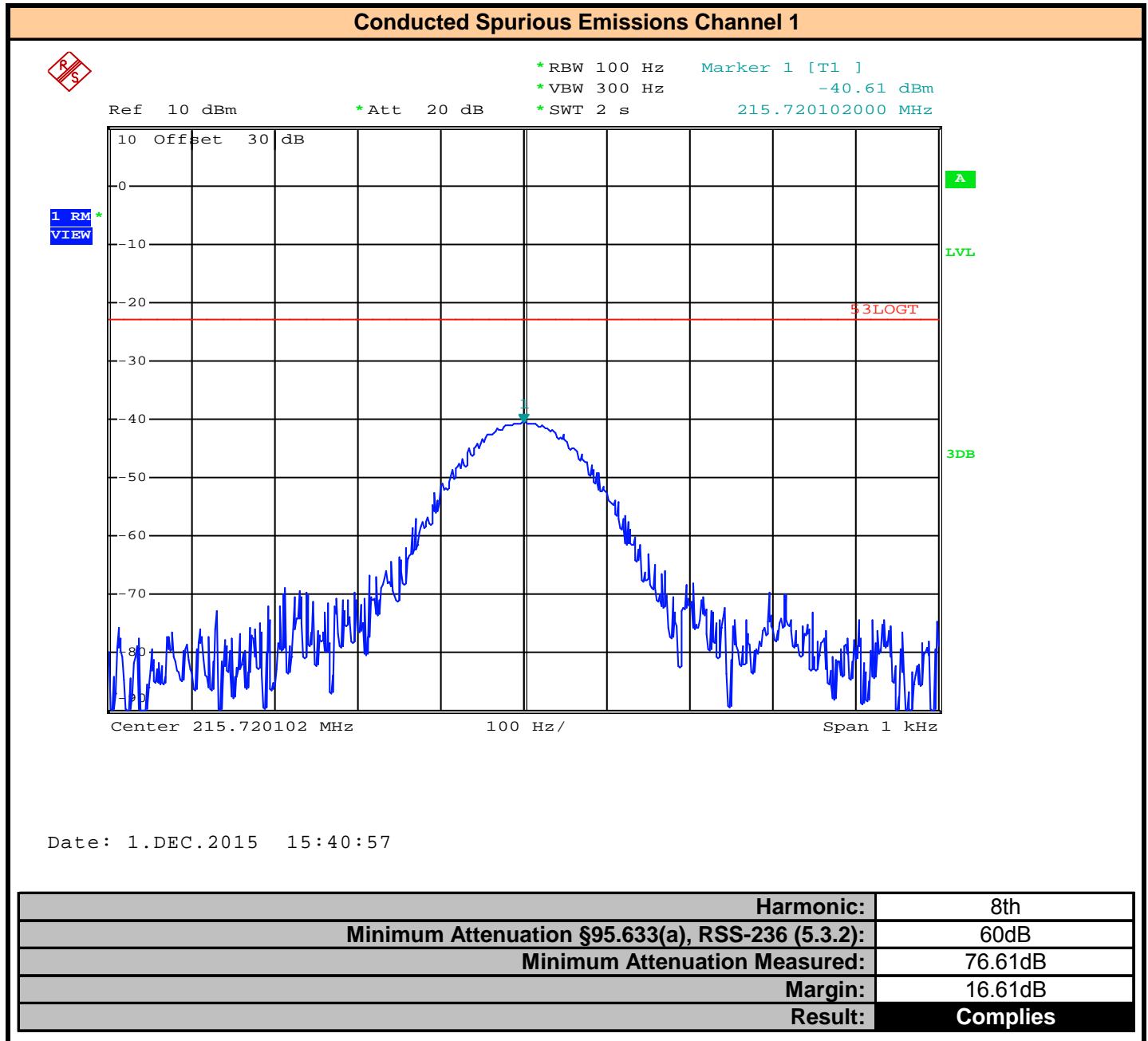
Applicant:	Uniden America Corporation	FCC ID:	AMWUT414	Model(s):	RKCB Classic	
DUT Type:	Mobile AM CB Radio Transceiver.	IC:	513C-UT414	Frequency Range:	26.965 - 27.405 MHz	
2015 Celltech Labs Inc.		This document is not to be reproduced in whole or in part without the prior written permission of Celltech Labs Inc.				Page 29 of 43


	Test Report Serial No.:	113015AMW-T1338-E95D	Test Report Issue Date:	27 January 2016	
	Measurement Date(s):	11 Nov – 17 Dec, 2015	Test Report Revision No.:	1.2	
	Rule Part(s) Applied:	FCC 47 CFR §2, §95D, RSS-236, RSS_GEN	Test Site Registration(s):	FCC Accredited Site	Test Lab Certificate No. 2470.01





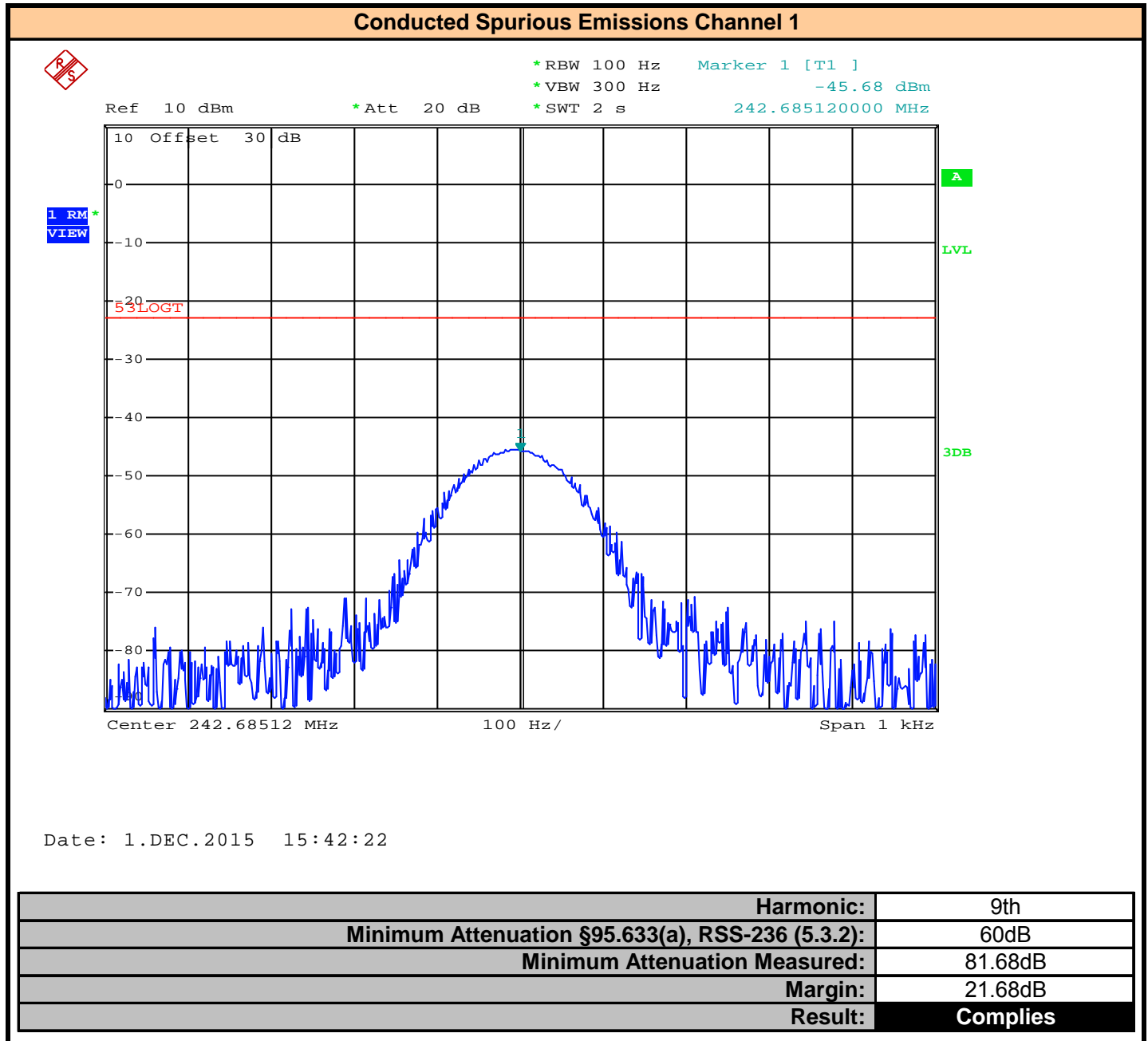
Applicant:	Uniden America Corporation	FCC ID:	AMWUT414	Model(s):	RKCB Classic	
DUT Type:	Mobile AM CB Radio Transceiver.	IC:	513C-UT414	Frequency Range:	26.965 - 27.405 MHz	
2015 Celltech Labs Inc.		This document is not to be reproduced in whole or in part without the prior written permission of Celltech Labs Inc.				Page 30 of 43


	Test Report Serial No.:	113015AMW-T1338-E95D	Test Report Issue Date:	27 January 2016	
	Measurement Date(s):	11 Nov – 17 Dec, 2015	Test Report Revision No.:	1.2	
	Rule Part(s) Applied:	FCC 47 CFR §2, §95D, RSS-236, RSS_GEN	Test Site Registration(s):	FCC Accredited Site	Test Lab Certificate No. 2470.01





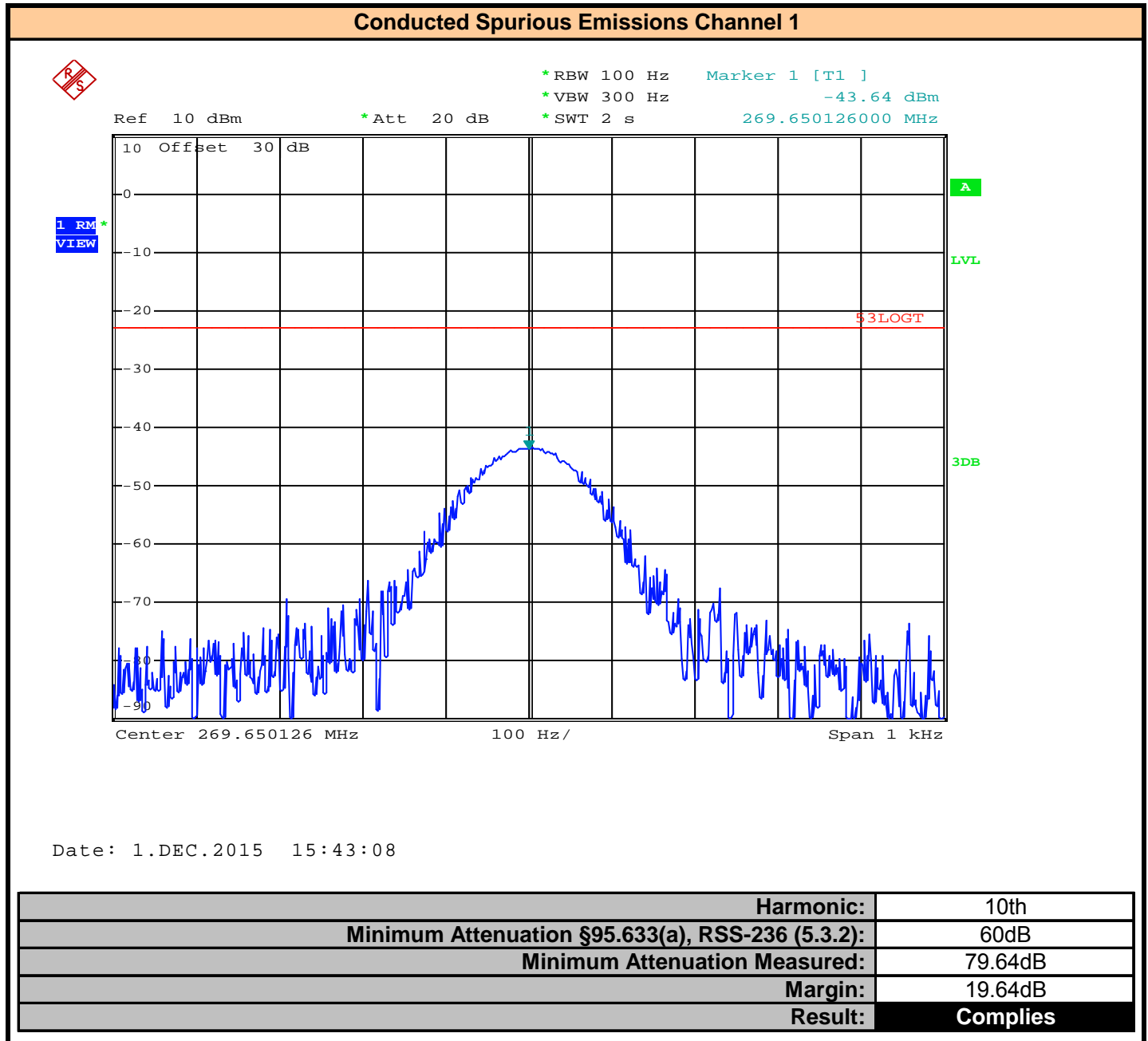
Applicant:	Uniden America Corporation	FCC ID:	AMWUT414	Model(s):	RKCB Classic	
DUT Type:	Mobile AM CB Radio Transceiver.	IC:	513C-UT414	Frequency Range:	26.965 - 27.405 MHz	
2015 Celltech Labs Inc.		This document is not to be reproduced in whole or in part without the prior written permission of Celltech Labs Inc.				Page 31 of 43


	Test Report Serial No.:	113015AMW-T1338-E95D	Test Report Issue Date:	27 January 2016	
	Measurement Date(s):	11 Nov – 17 Dec, 2015	Test Report Revision No.:	1.2	
	Rule Part(s) Applied:	FCC 47 CFR §2, §95D, RSS-236, RSS_GEN	Test Site Registration(s):	FCC Accredited Site	Test Lab Certificate No. 2470.01





Applicant:	Uniden America Corporation	FCC ID:	AMWUT414	Model(s):	RKCB Classic	
DUT Type:	Mobile AM CB Radio Transceiver.	IC:	513C-UT414	Frequency Range:	26.965 - 27.405 MHz	
2015 Celltech Labs Inc.		This document is not to be reproduced in whole or in part without the prior written permission of Celltech Labs Inc.				Page 32 of 43

	Test Report Serial No.:	113015AMW-T1338-E95D	Test Report Issue Date:	27 January 2016	
	Measurement Date(s):	11 Nov – 17 Dec, 2015	Test Report Revision No.:	1.2	
	Rule Part(s) Applied:	FCC 47 CFR §2, §95D, RSS-236, RSS_GEN	Test Site Registration(s):	FCC Accredited Site	Test Lab Certificate No. 2470.01




Applicant:	Uniden America Corporation	FCC ID: IC:	AMWUT414 513C-UT414	Model(s):	RKCB Classic	
DUT Type:	Mobile AM CB Radio Transceiver.	Frequency Range:	26.965 - 27.405 MHz			
2015 Celltech Labs Inc.		This document is not to be reproduced in whole or in part without the prior written permission of Celltech Labs Inc.				Page 33 of 43


	Test Report Serial No.:	113015AMW-T1338-E95D	Test Report Issue Date:	27 January 2016	
	Measurement Date(s):	11 Nov – 17 Dec, 2015	Test Report Revision No.:	1.2	
	Rule Part(s) Applied:	FCC 47 CFR §2, §95D, RSS-236, RSS_GEN	Test Site Registration(s):	FCC Accredited Site	



Sign-Off

I attest to the accuracy of the data. All measurements reported herein were performed by me and are correct to the best of my knowledge and belief. I assume full responsibility for the completeness of these measurements.



Art Voss
Sr. Engineer

Applicant:	Uniden America Corporation	FCC ID:	AMWUT414	Model(s):	RKCB Classic	
DUT Type:	Mobile AM CB Radio Transceiver.	IC:	513C-UT414	Frequency Range:	26.965 - 27.405 MHz	
2015 Celltech Labs Inc.		This document is not to be reproduced in whole or in part without the prior written permission of Celltech Labs Inc.				Page 34 of 43

	Test Report Serial No.:	113015AMW-T1338-E95D	Test Report Issue Date:	27 January 2016	
	Measurement Date(s):	11 Nov – 17 Dec, 2015	Test Report Revision No.:	1.2	
	Rule Part(s) Applied:	FCC 47 CFR §2, §95D, RSS-236, RSS_GEN	Test Site Registration(s):	FCC Accredited Site	

APPENDIX F - Radiated Spurious Emissions

References

Normative Reference Standard	FCC CFR 47 §2.1053, §95.635, §15B: RSS-236, 5.4, RSS-GEN
Procedure Reference	ANSI/TIA/EIA-382-A, ANSI C63.4

Limits

FCC §95.635 RSS-236, 5.4	At least 53 + 10 log ₁₀ (T) dB on any frequency removed from the center, 60 dB twice removed from fundamental.
-----------------------------	---


Environmental Conditions



Temperature	25 +/- 5 °C
Humidity	40 +/- 10 %
Barometric Pressure	101 +/- 3 kPa

Equipment List

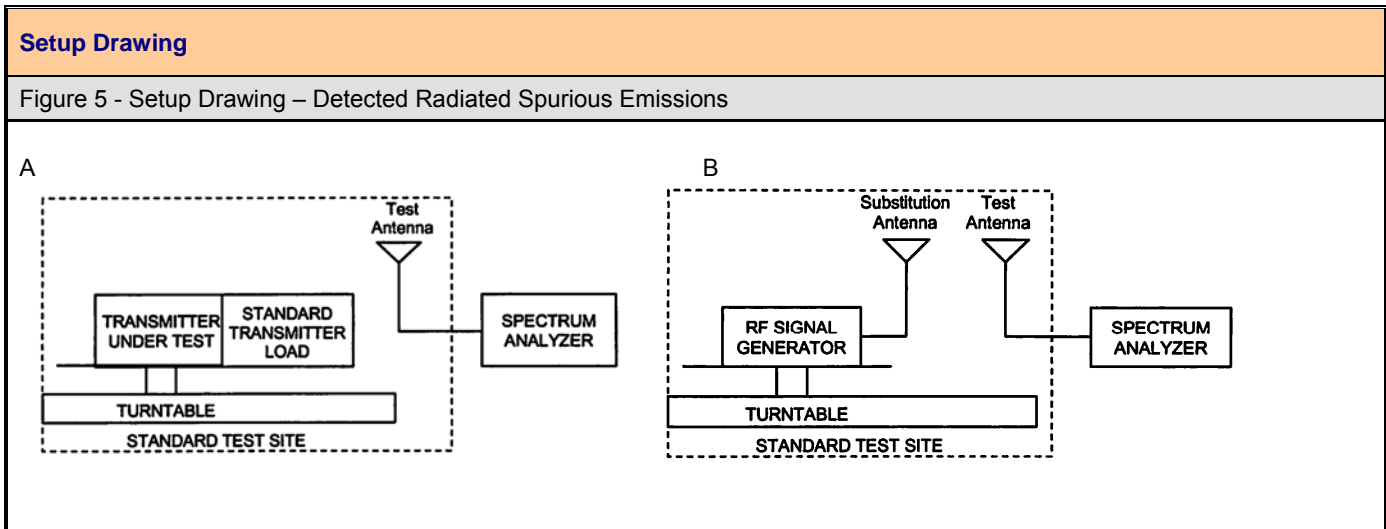
Asset number	Manufacturer	Model	Description	Last cal / Cal due
00072	EMCO	2075	Mini-mast	CNR
00073	EMCO	2080	Turn Table	CNR
00071	EMCO	2090	Multi-Device Controller	CNR
00241	R&S	FSU40	Spectrum Analyzer	23 Apr 15 / 23 Apr 17
00050	Chase	CBL-6111A	Bilog Antenna	25-Apr-2014 / 25-Apr-2016
00054	EMCO	3121C	Dipole Antenna	(first cal cycle) / 30-Apr-16
00051	HP	8566B	Spectrum Analyzer RF Section	30-Apr-14 / 30-Apr-16
00049	HP	85650A	Quasi-peak Adapter	30-Apr-14 / 30-Apr-16
00047	HP	85685A	RF Preselector	30-Apr-14 / 30-Apr-16
00006	R & S	SMR 20	Signal Generator (10MHz-40GHz)	08-May-14 / 08-May-16
00239	Mini-Ccts	ZFL-1000VH	Amplifier 10MHz-1GHz	Cal on use
00110	Gigatronics	8652A	Power Meter	17-Feb-14 / 17-Feb-16
00248	Gigatronics	80701A	Power Sensor	18-Feb-14 / 18-Feb-16
00278	TILE	3.4.G.3	Equipment Control Software	n/a

CNR = Calibration Not Required

Applicant:	Uniden America Corporation	FCC ID:	AMWUT414	Model(s):	RKCB Classic	
DUT Type:	Mobile AM CB Radio Transceiver.	IC:	513C-UT414	Frequency Range:	26.965 - 27.405 MHz	
2015 Celltech Labs Inc.		This document is not to be reproduced in whole or in part without the prior written permission of Celltech Labs Inc.				Page 35 of 43


	Test Report Serial No.:	113015AMW-T1338-E95D	Test Report Issue Date:	27 January 2016	
	Measurement Date(s):	11 Nov – 17 Dec, 2015	Test Report Revision No.:	1.2	
	Rule Part(s) Applied:	FCC 47 CFR §2, §95D, RSS-236, RSS_GEN	Test Site Registration(s):	FCC Accredited Site	



Measurement Equipment Setup				
Measurement Equipment Connections	For the field strength measurements, the measurement equipment was connected as shown in F.6. A number of antennas were used to cover the applicable frequency range tested. The ranges in which each antenna was used are as follows. For the final substitutions, the DUT was replaced with the appropriate antenna and fed from a CW signal source sufficient to replicate the received field strength of the emission being investigated.			
	Frequency Range	RX Antenna	TX Antenna	
	9kHz – 30MHz	6502 Loop Ant	n/a	
	30 MHz - 1GHz	Bilog	Dipole	
Measurement Equipment Settings	For measuring the radiated field strength of emissions, the spectrum analyzer was set to the following settings:			
	Range	RBW	VBW	Detector
		kHz	kHz	
	9kHz – 30MHz	10	30	Peak
	30 MHz - 1GHz	100	300	Peak
1 GHz - 18 GHz	1000	3000	Peak	



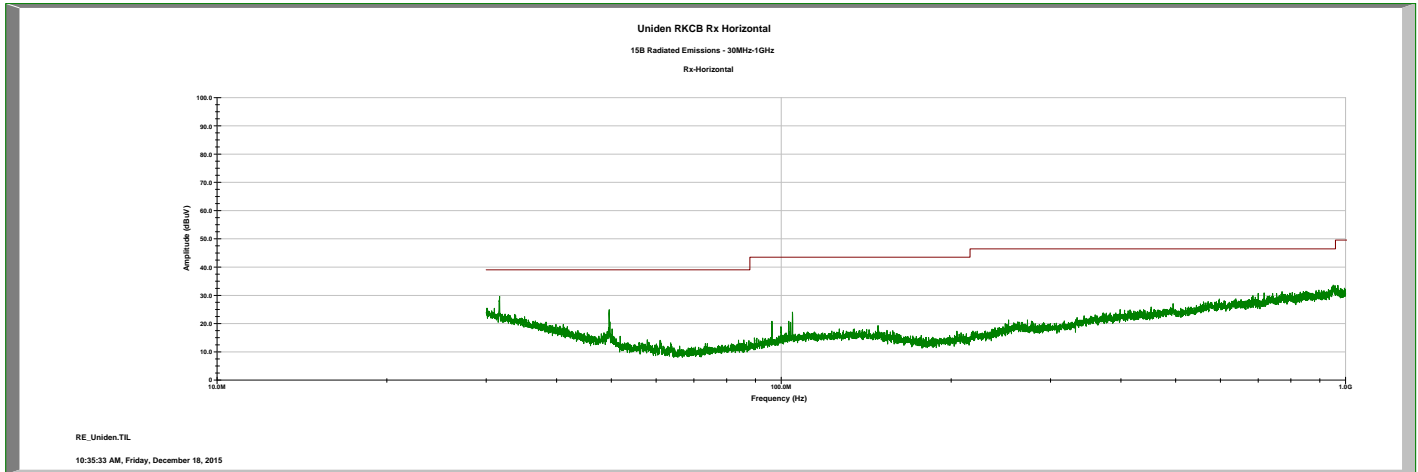
Notes:

The spectrum was searched from the lowest frequency generated in the device to the 10th harmonic of the fundamental. All detected emissions have been reported. The DUT was searched on all axis for worst case performance. Worst case emissions are reported.

Applicant:	Uniden America Corporation	FCC ID:	AMWUT414	Model(s):	RKCB Classic	
DUT Type:	Mobile AM CB Radio Transceiver.	IC:	513C-UT414	Frequency Range:	26.965 - 27.405 MHz	
2015 Celltech Labs Inc.		This document is not to be reproduced in whole or in part without the prior written permission of Celltech Labs Inc.				Page 36 of 43

	Test Report Serial No.:	113015AMW-T1338-E95D	Test Report Issue Date:	27 January 2016	
	Measurement Date(s):	11 Nov – 17 Dec, 2015	Test Report Revision No.:	1.2	
	Rule Part(s) Applied:	FCC 47 CFR §2, §95D, RSS-236, RSS_GEN	Test Site Registration(s):	FCC Accredited Site	

Radiated Spurious Emissions (Rx)






Result: Complies

*No emissions found, noise floor measurement. Emissions shown are ambient.

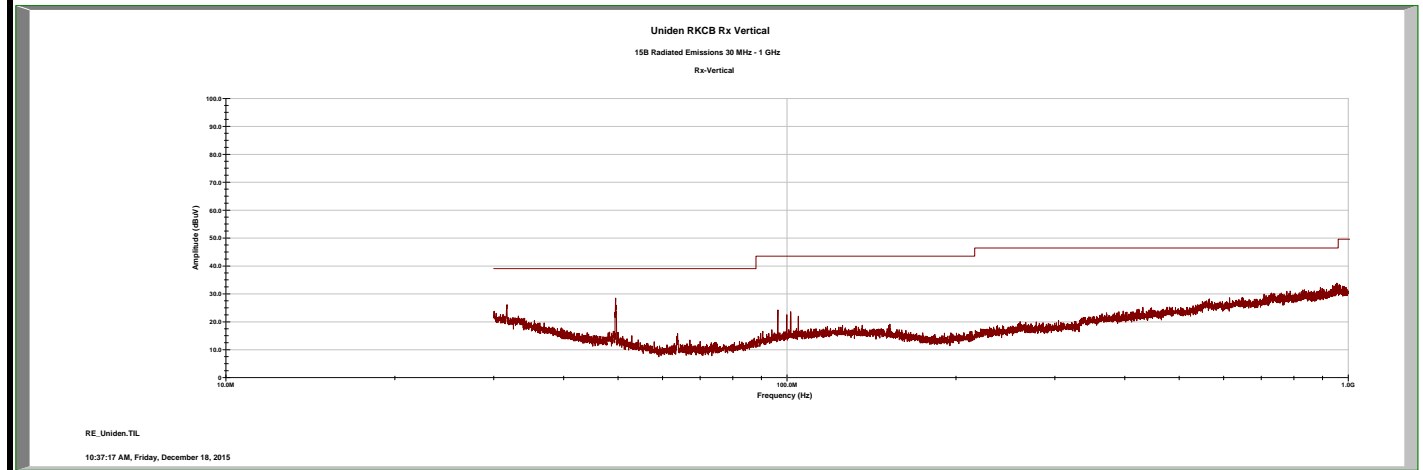
Notes

- Worst-case emissions shown
- The device was searched to the 10th harmonic of the fundamental (270 MHz)
- Data presented may use a peak detector and compared to quasi-peak limit
- All detected emissions have been reported

Applicant:	Uniden America Corporation	FCC ID:	AMWUT414	Model(s):	RKCB Classic	
DUT Type:	Mobile AM CB Radio Transceiver.	IC:	513C-UT414	Frequency Range:	26.965 - 27.405 MHz	
2015 Celltech Labs Inc.		This document is not to be reproduced in whole or in part without the prior written permission of Celltech Labs Inc.				Page 37 of 43

	Test Report Serial No.:	113015AMW-T1338-E95D	Test Report Issue Date:	27 January 2016	 Test Lab Certificate No. 2470.01
	Measurement Date(s):	11 Nov – 17 Dec, 2015	Test Report Revision No.:	1.2	
	Rule Part(s) Applied:	FCC 47 CFR §2, §95D, RSS-236, RSS_GEN	Test Site Registration(s):	FCC Accredited Site	

Radiated Spurious Emissions (Rx)






Result: **Complies**

*No emissions found, noise floor measurement. Emissions shown are ambient.

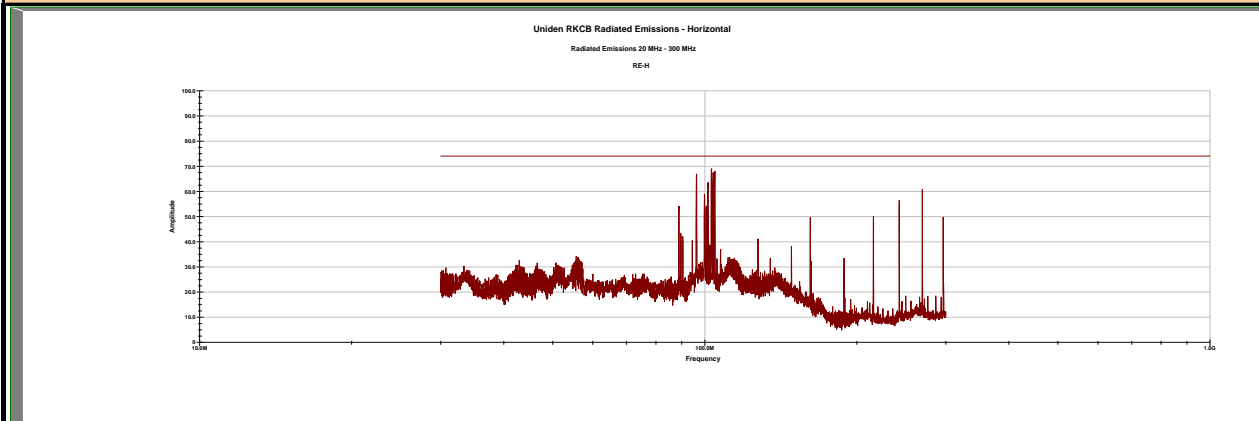
Notes

- Worst-case emissions shown
- The device was searched to the 10th harmonic of the fundamental (270 MHz)
- Data presented may use a peak detector and compared to quasi-peak limit
- All detected emissions have been reported

Applicant:	Uniden America Corporation	FCC ID:	AMWUT414	Model(s):	RKCB Classic	
DUT Type:	Mobile AM CB Radio Transceiver.	IC:	513C-UT414	Frequency Range:	26.965 - 27.405 MHz	
2015 Celltech Labs Inc.		This document is not to be reproduced in whole or in part without the prior written permission of Celltech Labs Inc.				Page 38 of 43

	Test Report Serial No.:	113015AMW-T1338-E95D	Test Report Issue Date:	27 January 2016	 Test Lab Certificate No. 2470.01
	Measurement Date(s):	11 Nov – 17 Dec, 2015	Test Report Revision No.:	1.2	
	Rule Part(s) Applied:	FCC 47 CFR §2, §95D, RSS-236, RSS_GEN	Test Site Registration(s):	FCC Accredited Site	

Radiated Spurious Emissions (Tx) Channel 1



$$\text{Margin [M]} = \text{Limit} - C_E$$

$$\text{Corrected Emission [C}_E\text{]} = P_{SG} - C_S \text{ where } P_{SG} \text{ is the Output Power of the Signal Generator}$$

$$\text{Corrected Substitution Level [C}_S\text{]} = L_C + G_C$$

$$\text{Corrected Dipole Gain [G}_C\text{]} = G_I - G_D \text{ where } G_I \text{ is the Ideal Dipole Gain (2.15) and } G_D \text{ is the actual Dipole Gain}$$

Frequency	Antenna Polarization	Measured Emission Level @ 3m	Substitution Level	Cable Loss	Dipole Antenna Gain	Corrected Dipole Gain	Substitution Level Correction	Corrected Emission Level	Limit	Margin
(MHz)		(dBuV)	[P _{SG}] (dBm)	[L _C] (dB)	[G _D] (dBi)	[G _C]	[C _S] (dB)	[C _E] (dBm)	(dBm)	(dB)
53.94	H	65.8	-29.2	0.15	0.9	1.3	1.4	-30.6	-24.0	6.6
80.91	H	65.1	-28.6	0.21	2.1	0.0	0.3	-28.9	-24.0	4.9
107.84	H	61.2	-33.8	0.24	1.9	0.3	0.5	-34.3	-24.0	10.3
134.8	H	55.8	-39.1	0.24	1.6	0.6	0.8	-39.9	-24.0	15.9
161.7	H	60.1	-35.5	0.24	1.7	0.5	0.7	-36.2	-24.0	12.2
188.7	H	62.5	-32.6	0.29	2.0	0.2	0.4	-33.0	-24.0	9.0
215.6	H	57.8	-36.3	0.33	1.7	0.5	0.8	-37.1	-24.0	13.1
242.7	H	45.0	-48.7	0.33	1.8	0.4	0.7	-49.4	-24.0	25.4
269.6	H	50.6	-43.2	0.35	1.6	0.6	0.9	-44.1	-24.0	20.1

Result: Complies


Notes



Worst-case emissions shown

The device was searched to the 10th harmonic of the fundamental (270 MHz)

Data presented may use a peak detector and compared to quasi-peak limit

All detected emissions have been reported

Applicant:	Uniden America Corporation	FCC ID:	AMWUT414	Model(s):	RKCB Classic		
DUT Type:	Mobile AM CB Radio Transceiver.	IC:	513C-UT414	Frequency Range:	26.965 - 27.405 MHz		
2015 Celltech Labs Inc.		This document is not to be reproduced in whole or in part without the prior written permission of Celltech Labs Inc.					Page 39 of 43


	Test Report Serial No.:	113015AMW-T1338-E95D	Test Report Issue Date:	27 January 2016	
	Measurement Date(s):	11 Nov – 17 Dec, 2015	Test Report Revision No.:	1.2	
	Rule Part(s) Applied:	FCC 47 CFR §2, §95D, RSS-236, RSS_GEN	Test Site Registration(s):	FCC Accredited Site	



Sign-Off

I attest to the accuracy of the data. All measurements reported herein were performed by me and are correct to the best of my knowledge and belief. I assume full responsibility for the completeness of these measurements.



Art Voss
Sr. Engineer

Applicant:	Uniden America Corporation	FCC ID:	AMWUT414	Model(s):	RKCB Classic	
DUT Type:	Mobile AM CB Radio Transceiver.	IC:	513C-UT414	Frequency Range:	26.965 - 27.405 MHz	
2015 Celltech Labs Inc.		This document is not to be reproduced in whole or in part without the prior written permission of Celltech Labs Inc.				Page 40 of 43

	Test Report Serial No.:	113015AMW-T1338-E95D	Test Report Issue Date:	27 January 2016	
	Measurement Date(s):	11 Nov – 17 Dec, 2015	Test Report Revision No.:	1.2	
	Rule Part(s) Applied:	FCC 47 CFR §2, §95D, RSS-236, RSS_GEN	Test Site Registration(s):	FCC Accredited Site	

APPENDIX G - Frequency Stability

References

Normative Reference Standard	FCC CFR 47 §2.1055, §95.625, RSS-GEN
Procedure Reference / Description	The frequency stability shall be measured with variation of ambient temperature as follows: (1) From -30° to +50° centigrade.

Limits

FCC §95.625	The channel center must be maintained within a frequency tolerance of 0.005%.
-------------	---

Environmental Conditions

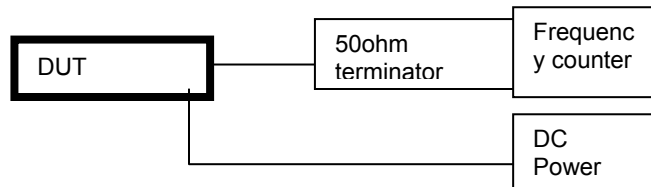
Temperature	25 +/- 5 °C
Humidity	40 +/- 10 %
Barometric Pressure	101 +/- 3 kPa


Equipment List



Asset number	Manufacturer	Model	Description	Last cal / Cal due
n/a	ESPEC	ECT-2	Heater/Refrigerator	n/a
00003	HP	53181A	Frequency Counter	28-Apr-14 / 28-Apr-16
n/a	HP	E3611A	DC Power Supply	Cal on use
00234	VWR	61161-378	Temperature Humidity Monitor	New / 08-May-2016

Setup Drawing

Figure 6 - Setup Drawing – Frequency Stability

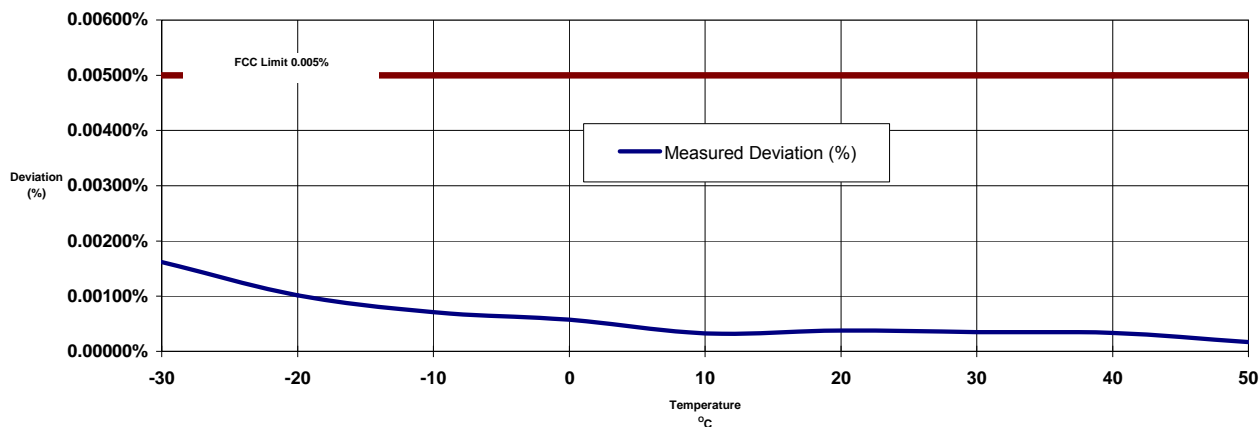


Applicant:	Uniden America Corporation	FCC ID:	AMWUT414	Model(s):	RKCB Classic	
DUT Type:	Mobile AM CB Radio Transceiver.	IC:	513C-UT414	Frequency Range:	26.965 - 27.405 MHz	
2015 Celltech Labs Inc.		This document is not to be reproduced in whole or in part without the prior written permission of Celltech Labs Inc.				Page 41 of 43

	Test Report Serial No.:	113015AMW-T1338-E95D	Test Report Issue Date:	27 January 2016	
	Measurement Date(s):	11 Nov – 17 Dec, 2015	Test Report Revision No.:	1.2	
	Rule Part(s) Applied:	FCC 47 CFR §2, §95D, RSS-236, RSS_GEN	Test Site Registration(s):	FCC Accredited Site	

Frequency Stability


Nominal Frequency (MHz):	26.965
Nominal Channel BW (KHz):	8.0
Nominal Voltage (VDC):	13.8
Nominal Temperature (°C):	25




Frequency Stability Measurements (Temperature)					Frequency Stability Measurements (Voltage)				
Temp (°C)	Assigned Frequency (MHz)	Measured Frequency (MHz)	Deviation (Hz)	Deviation (%)	Voltage (VDC)	Assigned Frequency (MHz)	Measured Frequency (MHz)	Deviation (Hz)	Deviation (%)
-30	26.965000	26.964563	437	0.00162%	15.9 (115%)	26.965000	26.964908	92	0.00034%
-20	26.965000	26.964726	274	0.00102%	13.8 (100%)	26.965000	26.964903	97	0.00036%
-10	26.965000	26.964809	191	0.00071%	11.7 (85%)	26.965000	26.964896	104	0.00039%
0	26.965000	26.964845	155	0.00057%	Maximum Deviation:				0.00039%
10	26.965000	26.964912	88	0.00033%	Maximum Limit:				0.00500%
20	26.965000	26.964898	102	0.00038%	Result:				Complies
30	26.965000	26.964906	94	0.00035%					
40	26.965000	26.964909	91	0.00034%					
50	26.965000	26.964954	46	0.00017%					
Maximum Deviation:				0.00162%					
Maximum Limit:				0.00500%					
Result:				Complies					



Sign-Off

I attest to the accuracy of the data. All measurements reported herein were performed by me and are correct to the best of my knowledge and belief. I assume full responsibility for the completeness of these measurements.




 Art Voss
 Sr. Engineer

Applicant:	Uniden America Corporation	FCC ID:	AMWUT414	Model(s):	RKCB Classic	
DUT Type:	Mobile AM CB Radio Transceiver.	IC:	513C-UT414	Frequency Range:	26.965 - 27.405 MHz	
2015 Celltech Labs Inc.		This document is not to be reproduced in whole or in part without the prior written permission of Celltech Labs Inc.				Page 42 of 43

	Test Report Serial No.:	113015AMW-T1338-E95D	Test Report Issue Date:	27 January 2016	
	Measurement Date(s):	11 Nov – 17 Dec, 2015	Test Report Revision No.:	1.2	
	Rule Part(s) Applied:	FCC 47 CFR §2, §95D, RSS-236, RSS_GEN	Test Site Registration(s):	FCC Accredited Site	

END OF DOCUMENT

Applicant:	Uniden America Corporation	FCC ID:	AMWUT414	Model(s):	RKCB Classic	
DUT Type:	Mobile AM CB Radio Transceiver.	IC:	513C-UT414	Frequency Range:	26.965 - 27.405 MHz	
2015 Celltech Labs Inc.		This document is not to be reproduced in whole or in part without the prior written permission of Celltech Labs Inc.				Page 43 of 43