



FCC RF Test Report

APPLICANT : Copeland Cold Chain LP.
EQUIPMENT : GO Nano BLE
BRAND NAME : COPELAND
MODEL NAME : TB60L-00
FCC ID : AMHTB60L
STANDARD : FCC Part 15 Subpart C §15.247
CLASSIFICATION : (DTS) Digital Transmission System
TEST DATE(S) : Jan. 06, 2025 ~ Jan. 21, 2025

We, Sporton International Inc. (Shenzhen), would like to declare that the tested sample has been evaluated in accordance with the test procedures and has been in compliance with the applicable technical standards.

The test results in this report apply exclusively to the tested model / sample. Without written approval of Sporton International Inc. (Shenzhen), the test report shall not be reproduced except in full.

Fly Liang

Approved by: Fly Liang



Sporton International Inc. (ShenZhen)

1/F, 2/F, Bldg 5, Shiling Industrial Zone, Xinwei Village, Xili, Nanshan, Shenzhen, 518055

People's Republic of China



TABLE OF CONTENTS

| | |
|--|----|
| REVISION HISTORY..... | 3 |
| SUMMARY OF TEST RESULT | 4 |
| 1 GENERAL DESCRIPTION..... | 5 |
| 1.1 Applicant..... | 5 |
| 1.2 Manufacturer..... | 5 |
| 1.3 Product Feature of Equipment Under Test..... | 5 |
| 1.4 Product Specification of Equipment Under Test..... | 5 |
| 1.5 Modification of EUT | 5 |
| 1.6 Testing Location | 6 |
| 1.7 Test Software..... | 6 |
| 1.8 Applicable Standards..... | 6 |
| 2 TEST CONFIGURATION OF EQUIPMENT UNDER TEST..... | 7 |
| 2.1 Carrier Frequency Channel | 7 |
| 2.2 Test Mode..... | 8 |
| 2.3 Connection Diagram of Test System..... | 8 |
| 2.4 EUT Operation Test Setup | 9 |
| 2.5 Measurement Results Explanation Example..... | 9 |
| 3 TEST RESULT | 10 |
| 3.1 6dB and 99% Bandwidth Measurement | 10 |
| 3.2 Output Power Measurement..... | 15 |
| 3.3 Power Spectral Density Measurement | 16 |
| 3.4 Conducted Band Edges and Spurious Emission Measurement | 21 |
| 3.5 Radiated Band Edges and Spurious Emission Measurement | 26 |
| 3.6 Antenna Requirements..... | 30 |
| 4 LIST OF MEASURING EQUIPMENT..... | 31 |
| 5 MEASUREMENT UNCERTAINTY..... | 32 |
| APPENDIX A. CONDUCTED TEST RESULTS | |
| APPENDIX B. RADIATED SPURIOUS EMISSION | |
| APPENDIX C. DUTY CYCLE PLOTS | |
| APPENDIX D. SETUP PHOTOGRAPHS | |



REVISION HISTORY

| REPORT NO. | VERSION | DESCRIPTION | ISSUED DATE |
|------------|---------|-------------------------|---------------|
| FR4D2408 | Rev. 01 | Initial issue of report | Jul. 14, 2025 |
| | | | |
| | | | |
| | | | |
| | | | |
| | | | |
| | | | |
| | | | |
| | | | |
| | | | |
| | | | |
| | | | |
| | | | |
| | | | |
| | | | |
| | | | |

SUMMARY OF TEST RESULT

| Report Section | FCC Rule | Description | Limit | Result | Remark |
|----------------|--------------------|--|--------------------------------|----------------|--|
| 3.1 | 15.247(a)(2) | 6dB Bandwidth | $\geq 0.5\text{MHz}$ | Pass | - |
| 3.1 | - | 99% Bandwidth | - | Report only | - |
| 3.2 | 15.247(b)(3) | Peak Output Power | $\leq 30\text{dBm}$ | Pass | - |
| 3.3 | 15.247(e) | Power Spectral Density | $\leq 8\text{dBm}/3\text{kHz}$ | Pass | - |
| 3.4 | 15.247(d) | Conducted Band Edges and Spurious Emission | $\leq 20\text{dBc}$ | Pass | - |
| 3.5 | 15.247(d) | Radiated Band Edges and Spurious Emission | 15.209(a) & 15.247(d) | Pass | Under limit 4.63 dB at 7320.00 MHz |
| - | 15.207 | AC Conducted Emission | 15.207(a) | Not Applicable | Not connect to AC Mains |
| 3.6 | 15.203 & 15.247(b) | Antenna Requirement | 15.203 & 15.247(b) | Pass | - |

Conformity Assessment Condition:

- The test results (PASS/FAIL) with all measurement uncertainty excluded are presented against the regulation limits or in accordance with the requirements stipulated by the applicant/manufacture who shall bear all the risks of non-compliance that may potentially occur if measurement uncertainty is taken into account.
- The measurement uncertainty please refer to each test result in the section "Measurement Uncertainty"

Disclaimer:

The product specifications of the EUT presented in the test report that may affect the test assessments are declared by the manufacturer who shall take full responsibility for the authenticity.



1 General Description

1.1 Applicant

Copeland Cold Chain LP.

6223 N Discovery Way, Park Pointe Center 1 , Suite 120 Boise ID 83713

1.2 Manufacturer

Silicon Mountain Contract Services

1400 Shilo Drive, Nampa, ID 83687

1.3 Product Feature of Equipment Under Test

| Product Feature | |
|-----------------|--|
| Equipment | GO Nano BLE |
| Brand Name | COPELAND |
| Model Name | TB60L-00 |
| FCC ID | AMHTB60L |
| SN Code | Conducted: Z0002672 Radiation: Z0002661 |
| HW Version | 0059 5549 Rev. C |
| SW Version | 170-1742 0106 |

Remark: The above EUT's information was declared by manufacturer. Please refer to the specifications or user's manual for more detailed description.

1.4 Product Specification of Equipment Under Test

| Standards-related Product Specification | |
|---|--|
| Tx/Rx Frequency Range | 2402 MHz ~ 2480 MHz |
| Number of Channels | 40 |
| Carrier Frequency of Each Channel | 40 Channel(37 hopping + 3 advertising channel) |
| Maximum Output Power to Antenna | BLE 1Mbps: 6.02 dBm (0.0040 W) |
| 99% Occupied Bandwidth | BLE 1Mbps:1.013MHz |
| Antenna Type / Gain | PCB Antenna type with gain 3.64 dBi |
| Type of Modulation | Bluetooth LE : GFSK |

1.5 Modification of EUT

No modifications are made to the EUT during all test items.

1.6 Testing Location

Sporton International Inc. (ShenZhen) is accredited to ISO/IEC 17025:2017 by American Association for Laboratory Accreditation with Certificate Number 5145.01.

| | | | |
|---------------------------|---|----------------------------|---------------------------------------|
| Test Firm | Sporton International Inc. (ShenZhen) | | |
| Test Site Location | 101, 1st Floor, Block B, Building 1, No. 2, Tengfeng 4th Road, Fenghuang Community, Fuyong Street, Baoan District, Shenzhen City, Guangdong Province 518103 People's Republic of China TEL: +86-755-86066985 | | |
| Test Site No. | Sporton Site No. | FCC Designation No. | FCC Test Firm Registration No. |
| | TH01-SZ 03CH01-SZ | CN1256 | 421272 |

1.7 Test Software

| Item | Site | Manufacturer | Name | Version |
|------|-----------|--------------|------|-------------|
| 1. | 03CH01-SZ | AUDIX | E3 | 6.2009-8-24 |

1.8 Applicable Standards

According to the specifications of the manufacturer, the EUT must comply with the requirements of the following standards:

- 47 CFR Part 15 Subpart C §15.247
- FCC KDB 558074 D01 15.247 Meas Guidance v05r02
- ANSI C63.10-2013

Remark:

1. All test items were verified and recorded according to the standards and without any deviation during the test.
2. This EUT has also been tested and complied with the requirements of FCC Part 15, Subpart B, recorded in a separate test report.



2 Test Configuration of Equipment Under Test

2.1 Carrier Frequency Channel

| Frequency Band | Channel | Freq. (MHz) | Channel | Freq. (MHz) |
|-----------------|---------|----------------|---------|----------------|
| 2400-2483.5 MHz | 0 | 2402 | 21 | 2444 |
| | 1 | 2404 | 22 | 2446 |
| | 2 | 2406 | 23 | 2448 |
| | 3 | 2408 | 24 | 2450 |
| | 4 | 2410 | 25 | 2452 |
| | 5 | 2412 | 26 | 2454 |
| | 6 | 2414 | 27 | 2456 |
| | 7 | 2416 | 28 | 2458 |
| | 8 | 2418 | 29 | 2460 |
| | 9 | 2420 | 30 | 2462 |
| | 10 | 2422 | 31 | 2464 |
| | 11 | 2424 | 32 | 2466 |
| | 12 | 2426 | 33 | 2468 |
| | 13 | 2428 | 34 | 2470 |
| | 14 | 2430 | 35 | 2472 |
| | 15 | 2432 | 36 | 2474 |
| | 16 | 2434 | 37 | 2476 |
| | 17 | 2436 | 38 | 2478 |
| | 18 | 2438 | 39 | 2480 |
| | 19 | 2440 | - | - |
| | 20 | 2442 | - | - |

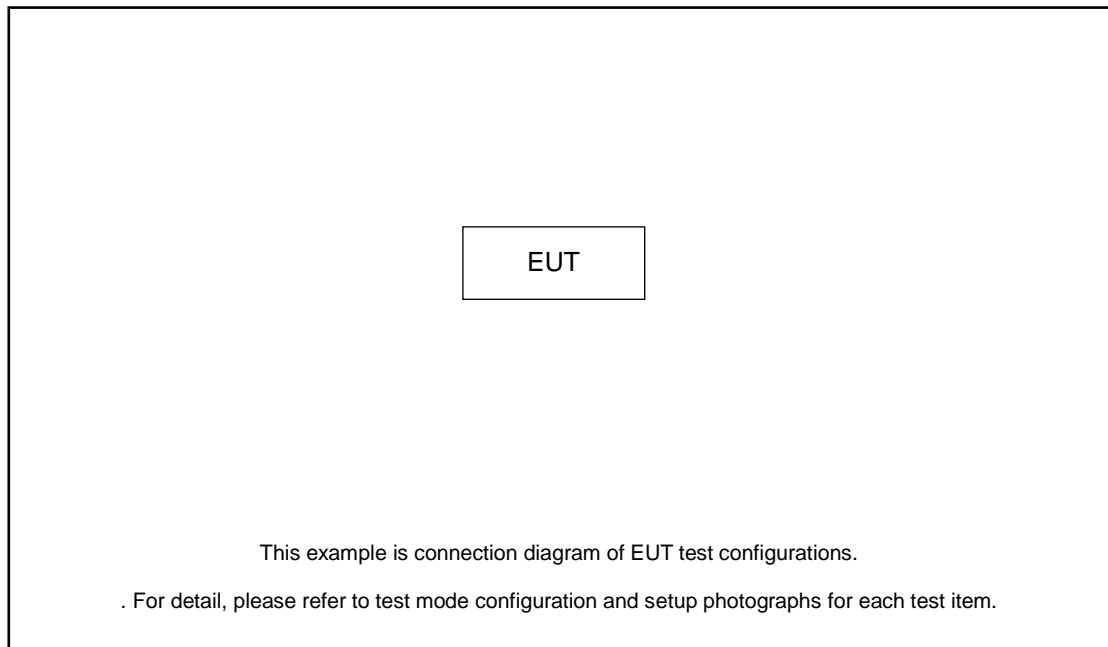
2.2 Test Mode

- a. The EUT has been associated with peripherals and configuration operated in a manner tended to maximize its emission characteristics in a typical application. Frequency range investigated:, radiation emission (9 kHz to the 10th harmonic of the highest fundamental frequency or to 40 GHz, whichever is lower). For radiated measurement, pre-scanned in three orthogonal panels, X, Y, Z. The worst cases (Y plane) were recorded in this report.

The following summary table is showing all test modes to demonstrate in compliance with the standard.

| Summary table of Test Cases | |
|-----------------------------|--|
| Test Item | Data Rate / Modulation |
| | Bluetooth – LE / GFSK |
| Conducted TCs | Mode 1: Bluetooth Tx CH00_2402 MHz_BLE 1Mbps |
| | Mode 2: Bluetooth Tx CH19_2440 MHz_BLE 1Mbps |
| | Mode 3: Bluetooth Tx CH39_2480 MHz_BLE 1Mbps |
| Radiated TCs | Mode 1: Bluetooth Tx CH00_2402 MHz_BLE 1Mbps |
| | Mode 2: Bluetooth Tx CH19_2440 MHz_BLE 1Mbps |
| | Mode 3: Bluetooth Tx CH39_2480 MHz_BLE 1Mbps |

2.3 Connection Diagram of Test System



2.4 EUT Operation Test Setup

For BLE function, the engineering test program was provided and enabled to make EUT continuous transmit.

2.5 Measurement Results Explanation Example

For all conducted test items:

The offset level is set in the spectrum analyzer to compensate the RF cable loss and attenuator factor between EUT conducted output port and spectrum analyzer. With the offset compensation, the spectrum analyzer reading level is exactly the EUT RF output level.

Example :

The spectrum analyzer offset is derived from RF cable loss and attenuator factor.

Offset = RF cable loss + attenuator factor.

Following shows an offset computation example with cable loss 1.30 dB and 10dB attenuator.

$$\begin{aligned}\text{Offset(dB)} &= \text{RF cable loss(dB)} + \text{attenuator factor(dB)} \\ &= 1.30 + 10 = 11.30 \text{ (dB)}\end{aligned}$$

3 Test Result

3.1 6dB and 99% Bandwidth Measurement

3.1.1 Limit of 6dB and 99% Bandwidth

The minimum 6 dB bandwidth shall be at least 500 kHz.

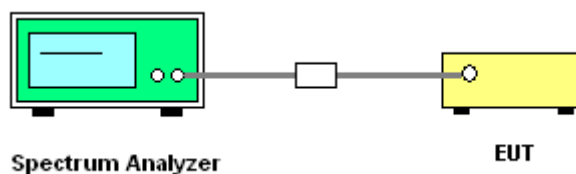
3.1.2 Measuring Instruments

The section 4.0 of List of Measuring Equipment of this test report is used for test.

3.1.3 Test Procedures

1. The testing follows ANSI C63.10-2013 clause 11.8
2. The RF output of EUT was connected to the spectrum analyzer by RF cable and attenuator. The path loss was compensated to the results for each measurement.
3. Set to the maximum power setting and enable the EUT transmit continuously.
4. Make the measurement with the spectrum analyzer's resolution bandwidth (RBW) = 100 kHz. Set the Video bandwidth (VBW) = 300 kHz. In order to make an accurate measurement. The 6 dB bandwidth must be greater than 500 kHz.
5. For 99% Bandwidth Measurement, the spectrum analyzer's resolution bandwidth (RBW) is set 1% to 5% of the 99% OBW and the VBW is set to 3 times of the RBW.
6. Measure and record the results in the test report.

3.1.4 Test Setup



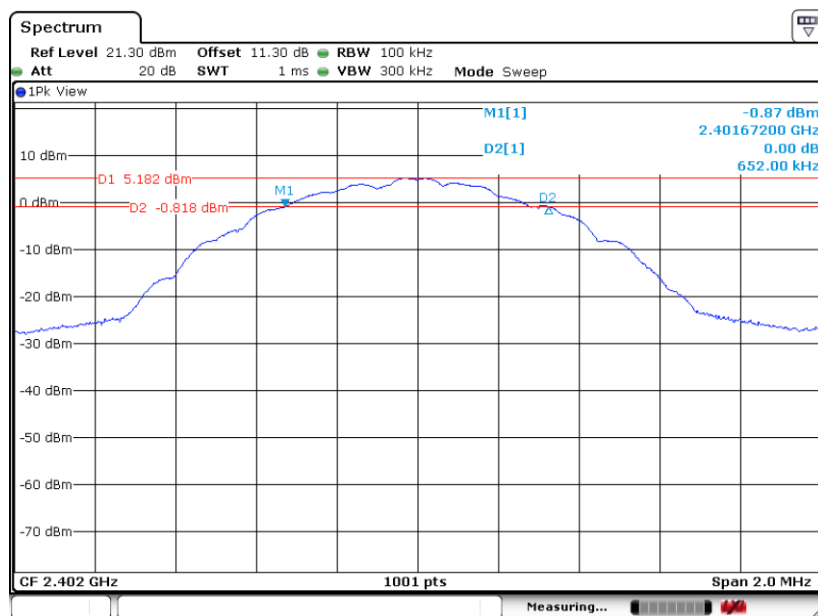


3.1.5 Test Result of 6dB Bandwidth

Please refer to Appendix A.

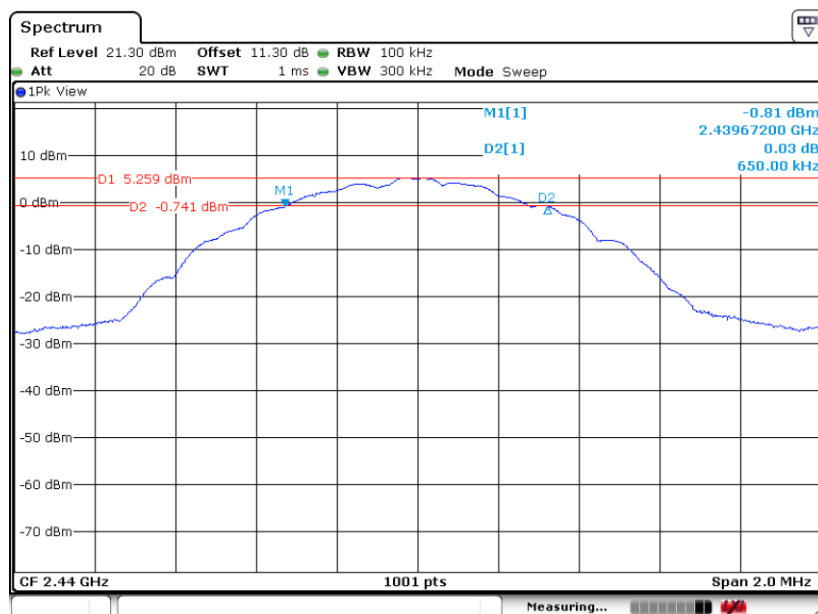
BLE 1Mbps

6 dB Bandwidth Plot on Channel 00



Date: 6.JAN.2025 03:05:03

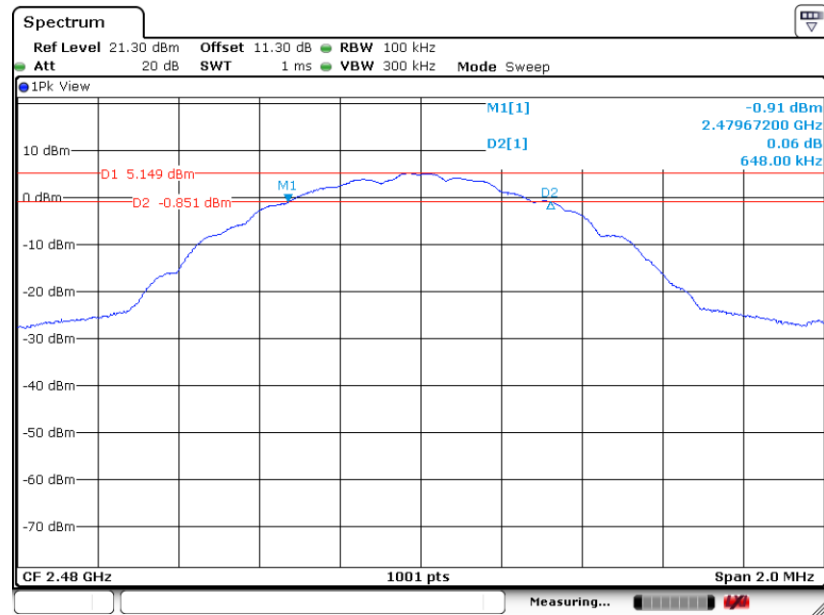
6 dB Bandwidth Plot on Channel 19



Date: 6.JAN.2025 03:10:23



6 dB Bandwidth Plot on Channel 39



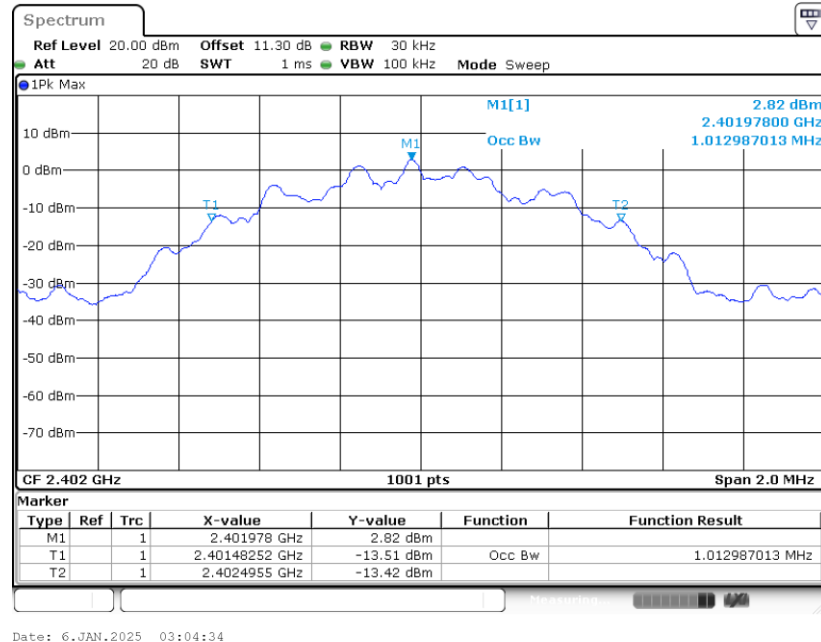


3.1.6 Test Result of 99% Occupied Bandwidth

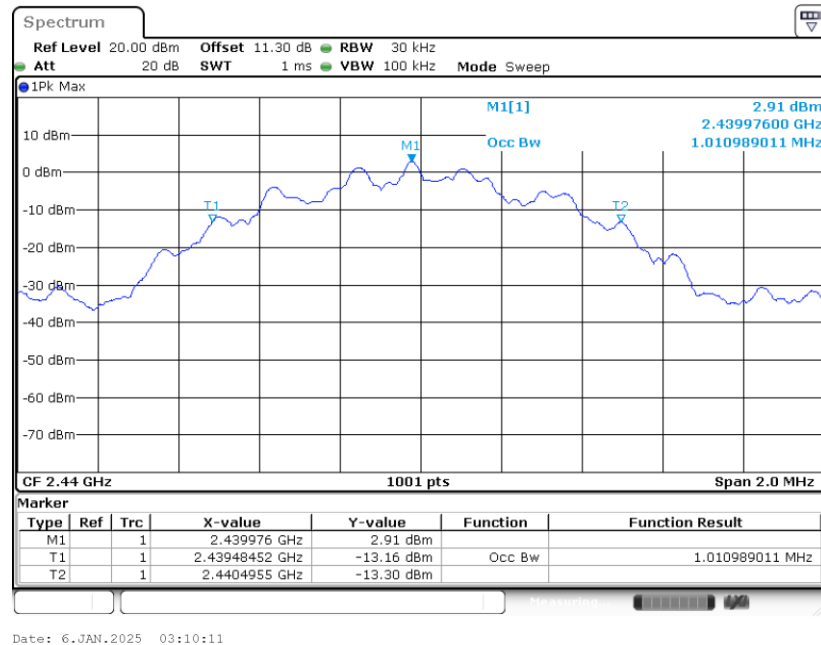
Please refer to Appendix A.

BLE 1Mbps

99% Occupied Bandwidth Plot on Channel 00

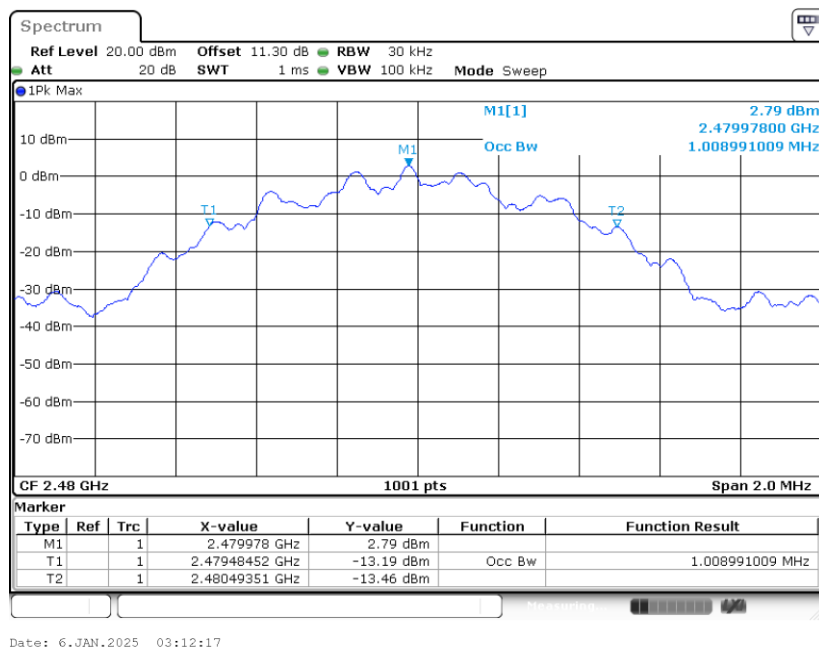


99% Occupied Bandwidth Plot on Channel 19





99% Occupied Bandwidth Plot on Channel 39



Note : The occupied channel bandwidth is maintained within the band of operation for all of the modulations.

3.2 Output Power Measurement

3.2.1 Limit of Output Power

For systems using digital modulation in the 2400-2483.5MHz, the limit for peak output power is 30dBm. If transmitting antenna of directional gain greater than 6dBi is used, the peak output power from the intentional radiator shall be reduced below the above stated value by the amount in dB that the directional gain of the antenna exceeds 6 dBi. In case of point-to-point operation, the limit has to be reduced by 1dB for every 3dB that the directional gain of the antenna exceeds 6dBi.

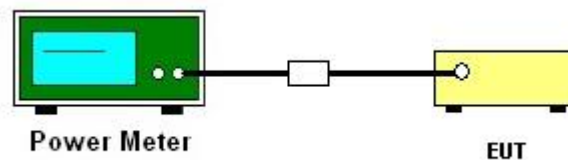
3.2.2 Measuring Instruments

The section 4.0 of List of Measuring Equipment of this test report is used for test.

3.2.3 Test Procedures

1. The testing follows the Measurement Procedure of ANSI C63.10-2013 clause 11.9.1.3 PKPM1 Peak power meter or ANSI C63.10-2013 clause 11.9.2.3.1 Method AVGPM method.
2. The RF output of EUT was connected to the power meter by RF cable and attenuator. The path loss was compensated to the results for each measurement.
3. Set to the maximum power setting and enable the EUT transmit continuously.
4. Measure the conducted output power and record the results in the test report.

3.2.4 Test Setup



3.2.5 Test Result of Peak Output Power

Please refer to Appendix A.

3.2.6 Test Result of Average Output Power (Reporting Only)

Please refer to Appendix A.

3.3 Power Spectral Density Measurement

3.3.1 Limit of Power Spectral Density

The peak power spectral density shall not be greater than 8dBm in any 3kHz band at any time interval of continuous transmission.

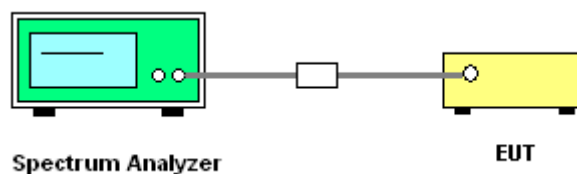
3.3.2 Measuring Instruments

The section 4.0 of List of Measuring Equipment of this test report is used for test.

3.3.3 Test Procedures

1. The testing follows Measurement Procedure of ANSI C63.10-2013 clause 11.10.2 Method PKPSD.
2. The RF output of EUT was connected to the spectrum analyzer by RF cable and attenuator. The path loss was compensated to the results for each measurement.
3. Set to the maximum power setting and enable the EUT transmit continuously.
4. Make the measurement with the spectrum analyzer's resolution bandwidth (RBW) = 3 kHz. Video bandwidth VBW = 10 kHz In order to make an accurate measurement, set the span to 1.5 times DTS Channel Bandwidth. (6dB BW)
5. Detector = peak, Sweep time = auto couple, Trace mode = max hold, Allow trace to fully stabilize. Use the peak marker function to determine the maximum power level.
6. Measure and record the results in the test report.
7. The Measured power density (dBm)/ 100kHz is a reference level and used as 20dBc down limit line for Conducted Band Edges and Conducted Spurious Emission.

3.3.4 Test Setup



3.3.5 Test Result of Power Spectral Density

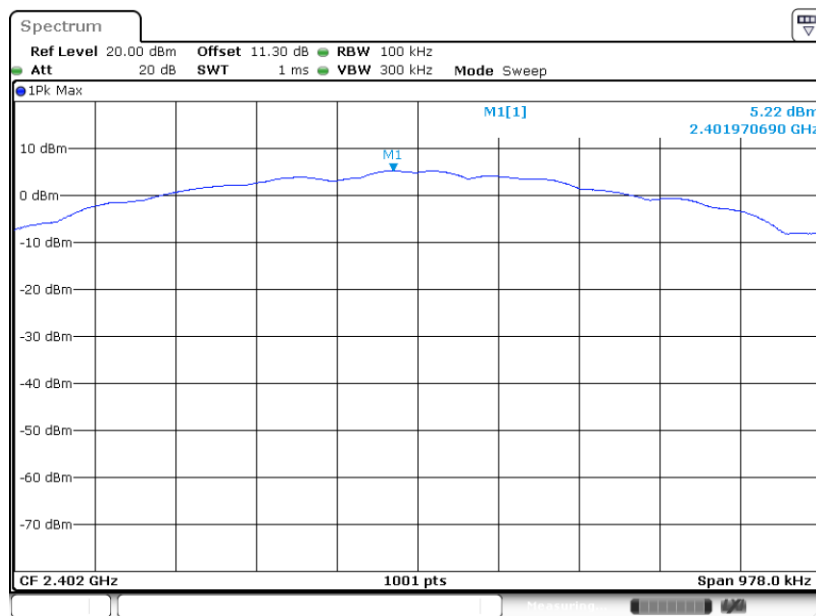
Please refer to Appendix A.



3.3.6 Test Result of Power Spectral Density Plots (100kHz)

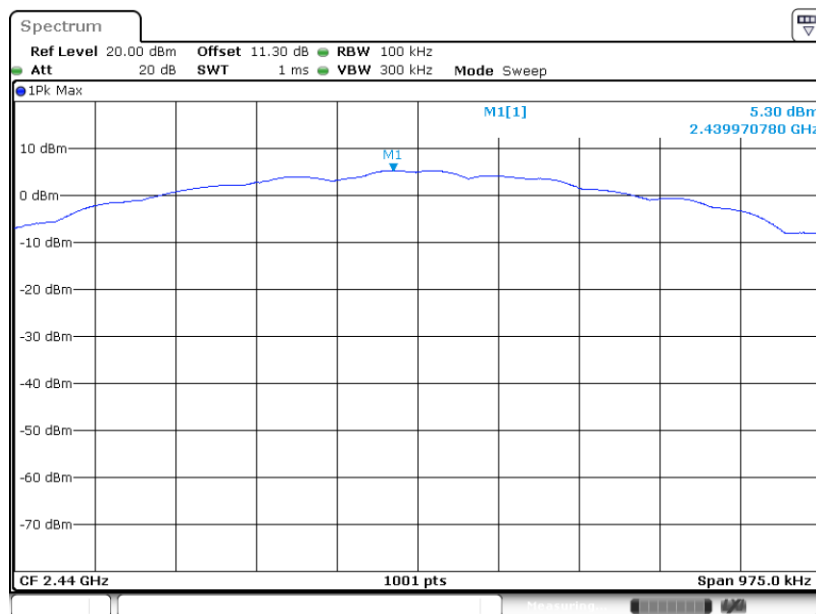
BLE 1Mbps

PSD 100kHz Plot on Channel 00



Date: 6.JAN.2025 03:06:51

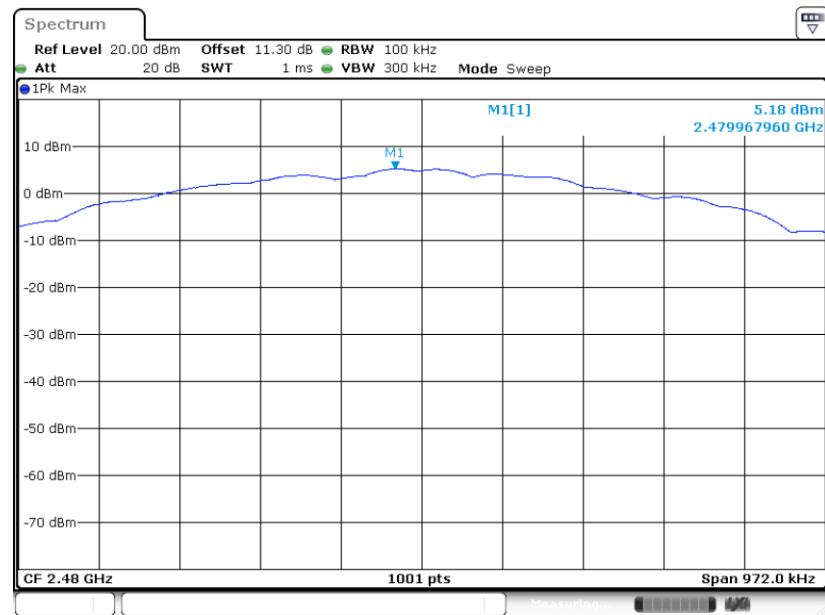
PSD 100kHz Plot on Channel 19



Date: 6.JAN.2025 03:10:55



PSD 100kHz Plot on Channel 39



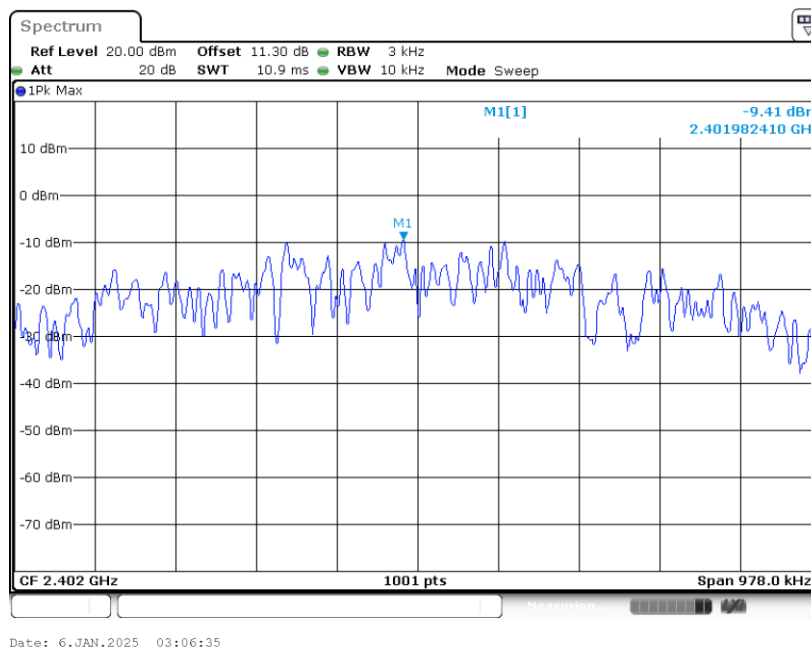
Date: 6.JAN.2025 03:12:56



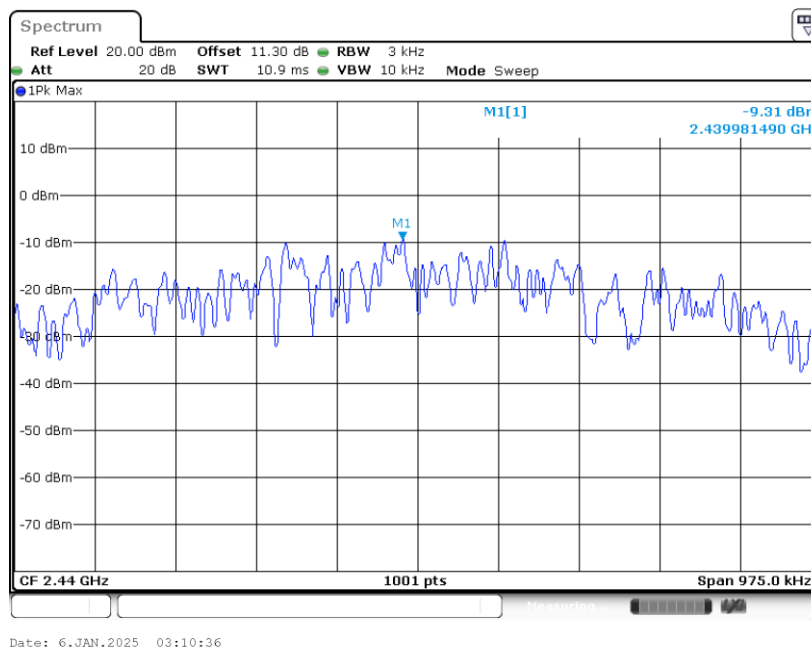
3.3.7 Test Result of Power Spectral Density Plots (3kHz)

BLE 1Mbps

PSD 3kHz Plot on Channel 00

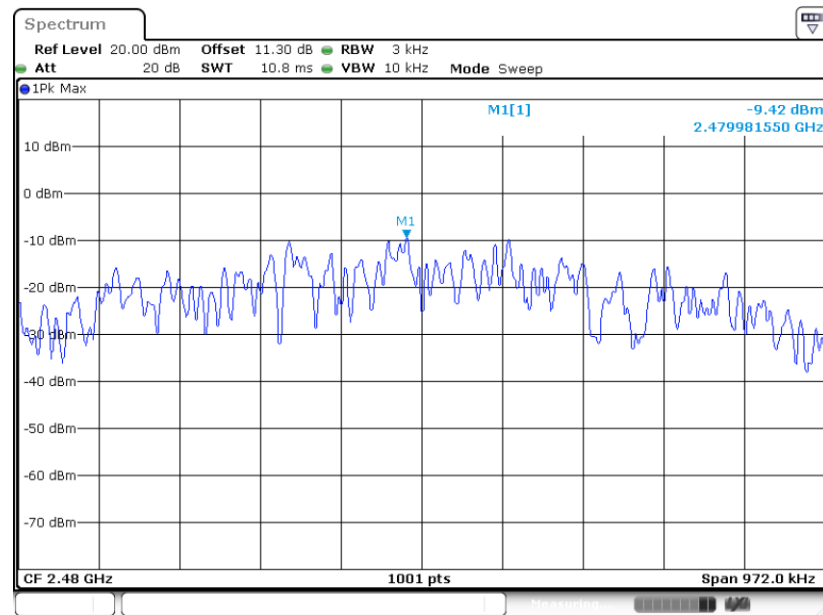


PSD 3kHz Plot on Channel 19





PSD 3kHz Plot on Channel 39



3.4 Conducted Band Edges and Spurious Emission Measurement

3.4.1 Limit of Conducted Band Edges and Spurious Emission

All harmonics/spurious must be at least 20 dB down from the highest emission level within the authorized band.

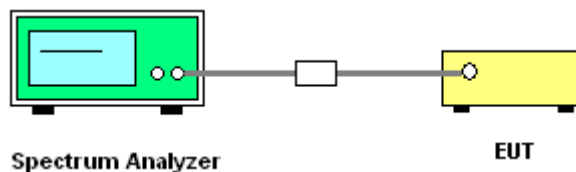
3.4.2 Measuring Instruments

The section 4.0 of List of Measuring Equipment of this test report is used for test.

3.4.3 Test Procedure

1. The testing follows ANSI C63.10-2013 clause 11.13
2. The RF output of EUT was connected to the spectrum analyzer by RF cable and attenuator. The path loss was compensated to the results for each measurement.
3. Set to the maximum power setting and enable the EUT transmit continuously.
4. Set RBW = 100 kHz, VBW=300 kHz, Peak Detector. Unwanted Emissions measured in any 100 kHz bandwidth outside of the authorized frequency band shall be attenuated by at least 20 dB relative to the maximum in-band peak PSD level in 100 kHz when maximum peak conducted output power procedure is used. If the transmitter complies with the conducted power limits based on the use of RMS averaging over a time interval, the attenuation required under this paragraph shall be 30 dB instead of 20 dB.
5. Measure and record the results in the test report.
6. The RF fundamental frequency should be excluded against the limit line in the operating frequency band.

3.4.4 Test Setup

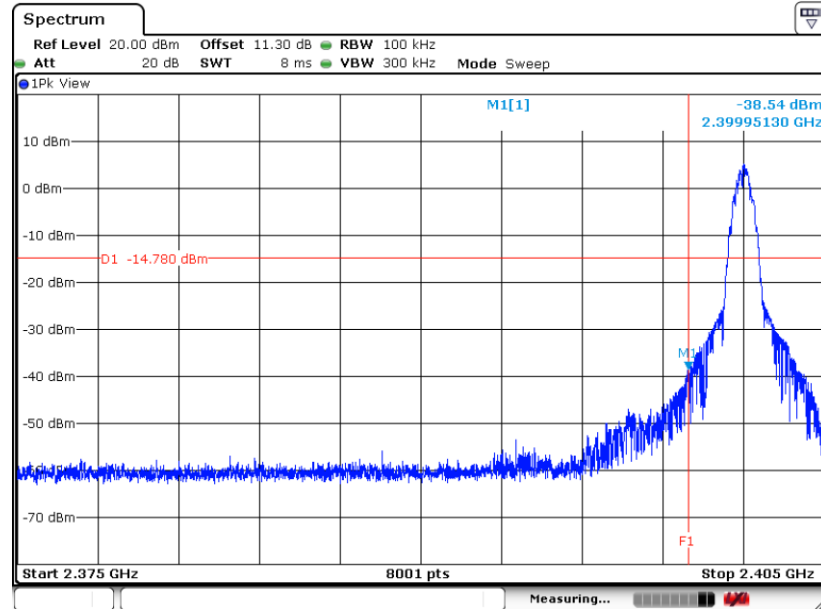




3.4.5 Test Result of Conducted Band Edges Plots

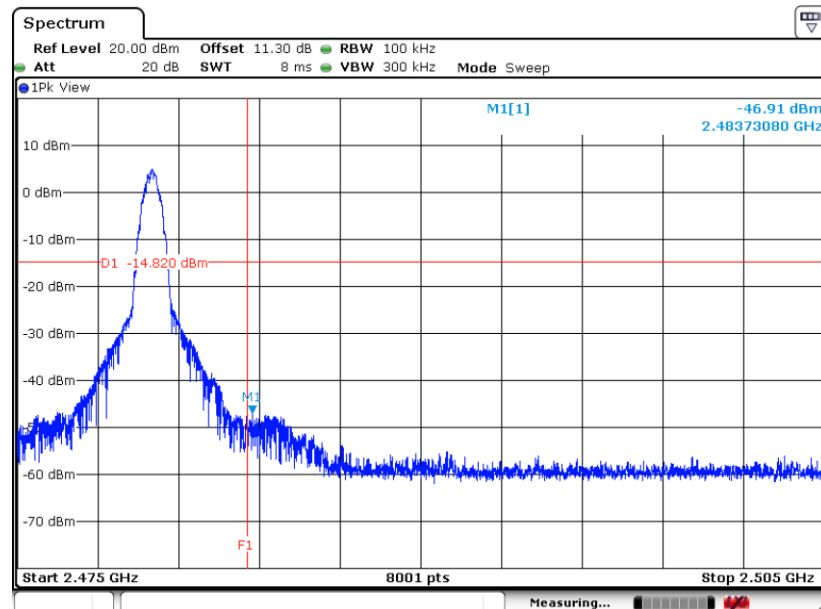
BLE 1Mbps

Low Band Edge Plot on Channel 00



Date: 6.JAN.2025 03:08:35

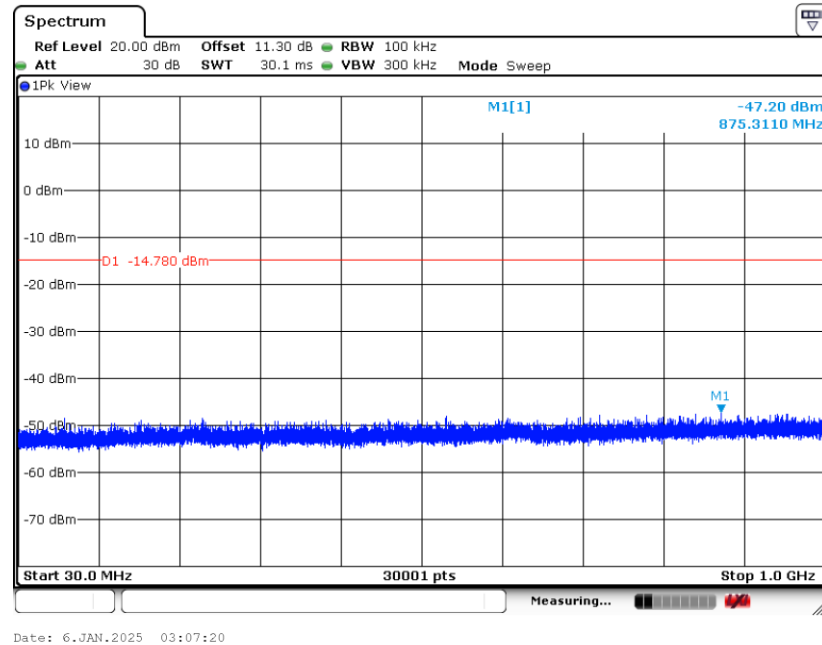
High Band Edge Plot on Channel 39



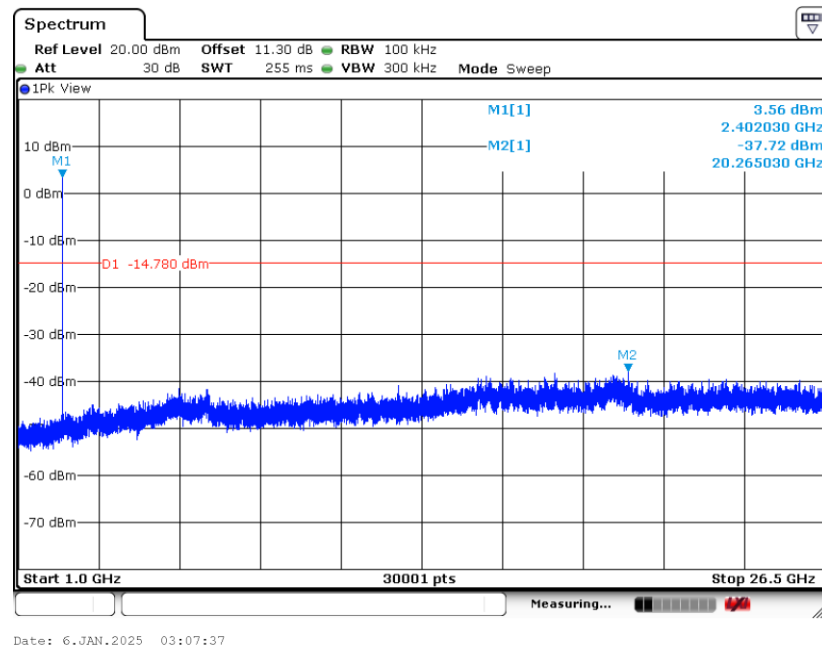
Date: 6.JAN.2025 03:14:01

3.4.6 Test Result of Conducted Spurious Emission Plots

Conducted Spurious Emission Plot on Bluetooth LE 1Mbps GFSK Channel 00

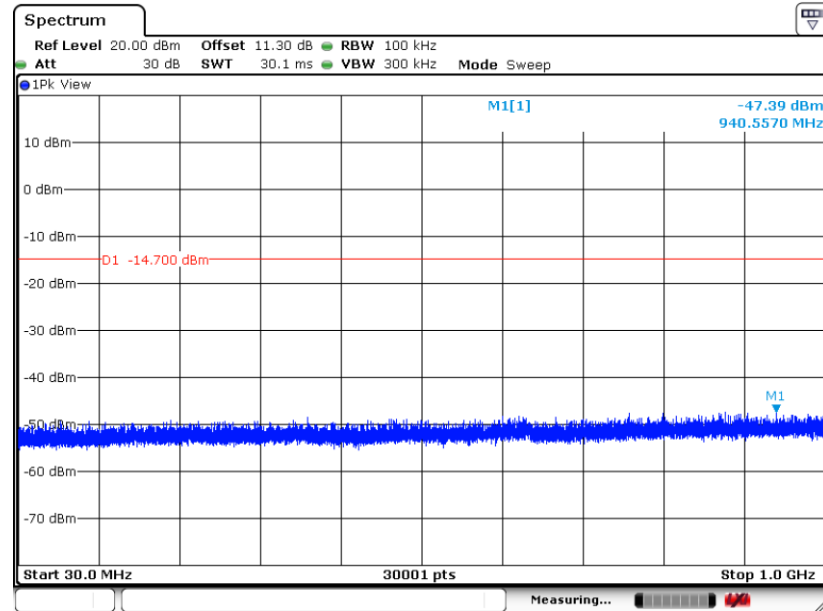


Conducted Spurious Emission Plot on Bluetooth LE 1Mbps GFSK Channel 00



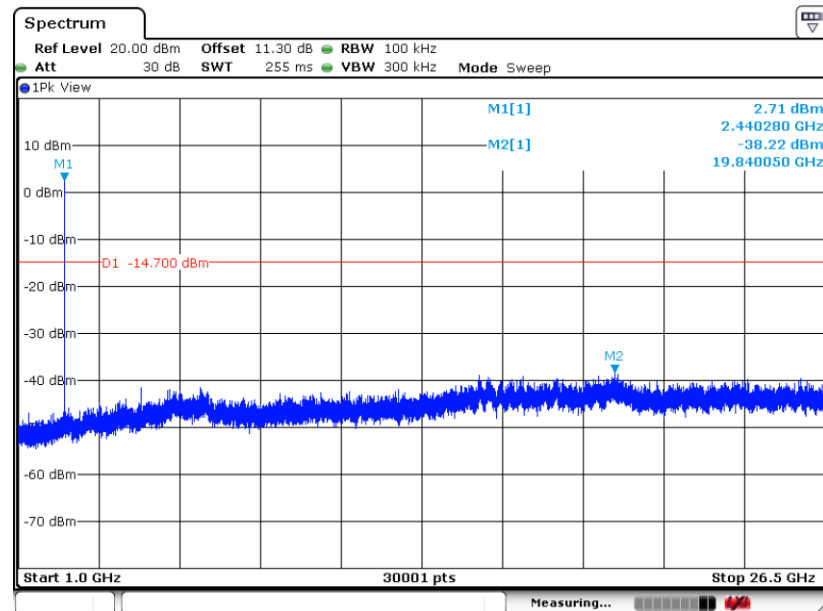


Conducted Spurious Emission Plot on Bluetooth LE 1Mbps
GFSK Channel 19



Date: 6.JAN.2025 03:11:28

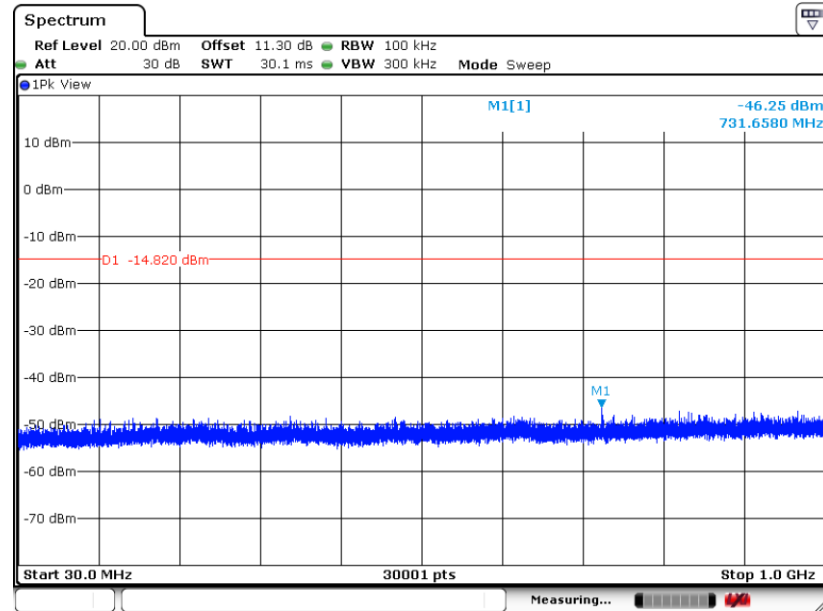
Conducted Spurious Emission Plot on Bluetooth LE 1Mbps
GFSK Channel 19



Date: 6.JAN.2025 03:11:44

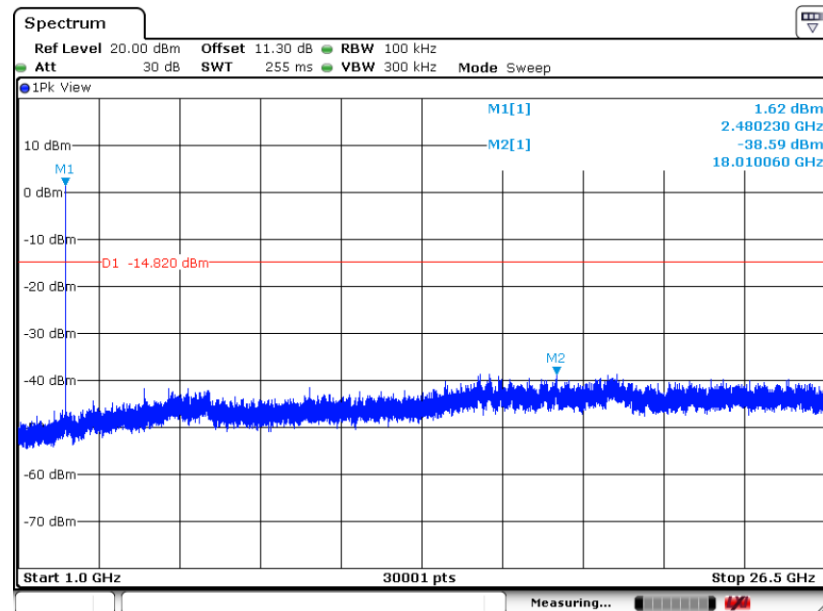


Conducted Spurious Emission Plot on Bluetooth LE 1Mbps
GFSK Channel 39



Date: 6.JAN.2025 03:13:32

Conducted Spurious Emission Plot on Bluetooth LE 1Mbps
GFSK Channel 39



Date: 6.JAN.2025 03:13:48

3.5 Radiated Band Edges and Spurious Emission Measurement

3.5.1 Limit of Radiated Band Edges and Spurious Emission

In any 100 kHz bandwidth outside the intentional radiator frequency band, all harmonics/spurious must be at least 20 dB below the highest emission level within the authorized band. If the output power of this device was measured by spectrum analyzer, the attenuation under this paragraph shall be 30 dB instead of 20 dB. In addition, radiated emissions which fall in the restricted bands must also comply with the limits as below.

| Frequency (MHz) | Field Strength (microvolts/meter) | Measurement Distance (meters) |
|--------------------|--------------------------------------|----------------------------------|
| 0.009 – 0.490 | 2400/F(kHz) | 300 |
| 0.490 – 1.705 | 24000/F(kHz) | 30 |
| 1.705 – 30.0 | 30 | 30 |
| 30 – 88 | 100 | 3 |
| 88 – 216 | 150 | 3 |
| 216 - 960 | 200 | 3 |
| Above 960 | 500 | 3 |

3.5.2 Measuring Instruments

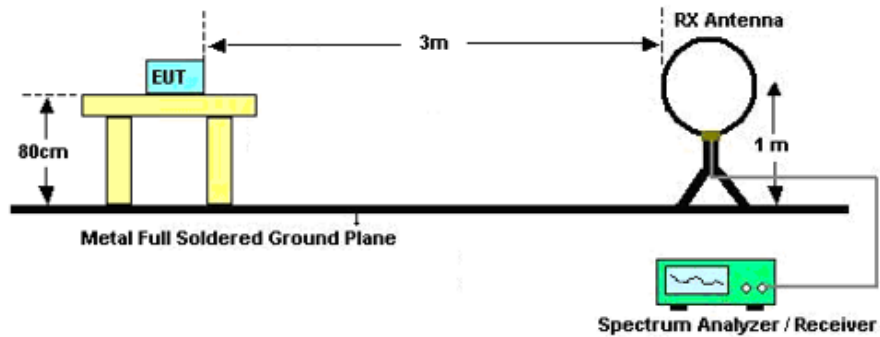
The section 4.0 of List of Measuring Equipment of this test report is used for test.

3.5.3 Test Procedures

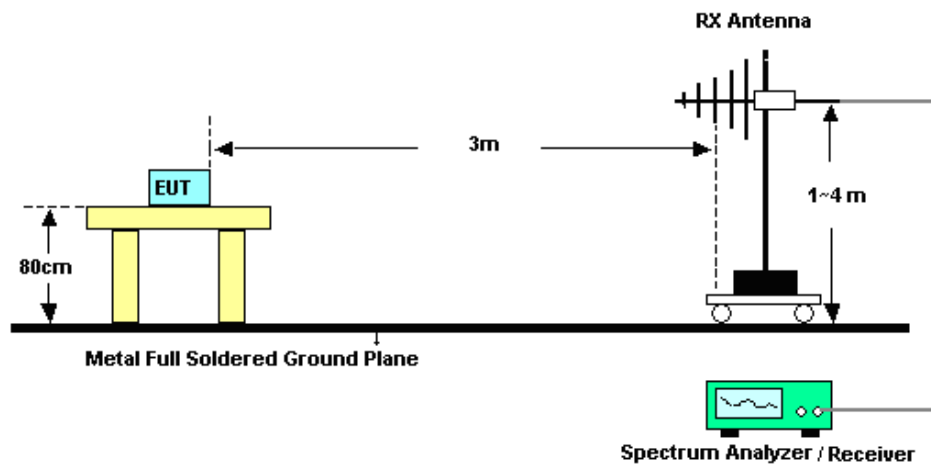
1. The testing follows ANSI C63.10-2013 clause 11.11 & 11.12
2. The EUT was arranged to its worst case and then tune the antenna tower (from 1 m to 4 m) and turntable (from 0 degree to 360 degrees) to find the maximum reading. A pre-amp and a high pass filter are used for the test in order to get better signal level.
3. The EUT was placed on a turntable with 0.8 meter for frequency below 1GHz and 1.5 meter for frequency above 1GHz respectively above ground.
4. The EUT was set 3 meters from the interference receiving antenna, which was mounted on the top of a variable height antenna tower.
5. Corrected Reading: Antenna Factor + Cable Loss + Read Level - Preamp Factor = Level
6. For testing below 1GHz, if the emission level of the EUT in peak mode was 3 dB lower than the limit specified, then peak values of EUT will be reported, otherwise, the emissions will be repeated one by one using the CISPR quasi-peak method and reported.
7. For testing above 1GHz, the emission level of the EUT in peak mode was 20dB lower than peak limit (that means the emission level in average mode also complies with the limit in average mode), then peak values of EUT will be reported, otherwise, the emissions will be measured in average mode again and reported.
8. Use the following spectrum analyzer settings:
 - (1) Span shall wide enough to fully capture the emission being measured;
 - (2) Set RBW=100 kHz for $f < 1 \text{ GHz}$; $\text{VBW} \geq \text{RBW}$; Sweep = auto; Detector function = peak; Trace = max hold;
 - (3) Set RBW = 1 MHz, VBW= 3MHz for $f \geq 1 \text{ GHz}$ for peak measurement.
For average measurement:
 - $\text{VBW} = 10 \text{ Hz}$, when duty cycle is no less than 98 percent.
 - $\text{VBW} \geq 1/T$, when duty cycle is less than 98 percent where T is the minimum transmission duration over which the transmitter is on and is transmitting at its maximum power control level for the tested mode of operation.

3.5.4 Test Setup

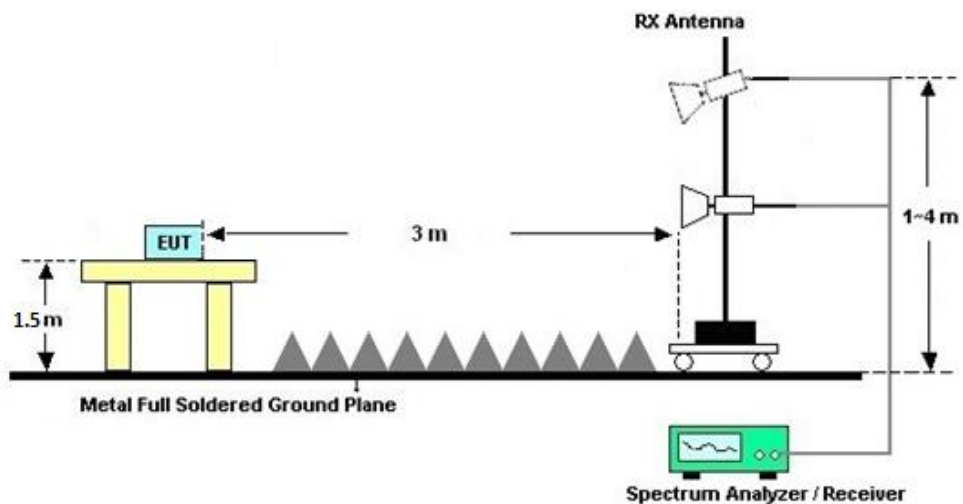
For radiated emissions below 30MHz



For radiated emissions from 30MHz to 1GHz



For radiated emissions above 1GHz





3.5.5 Test Results of Radiated Spurious Emissions (9 kHz ~ 30 MHz)

The low frequency, which started from 9 kHz to 30MHz, was pre-scanned and the result which was 20dB lower than the limit line was not reported.

There is a comparison data of both open-field test site and semi-Anechoic chamber, and the result came out very similar.

3.5.6 Test Result of Radiated Spurious at Band Edges

Please refer to Appendix B.

3.5.7 Duty Cycle

Please refer to Appendix C.

3.5.8 Test Result of Radiated Spurious Emission (30MHz ~ 10th Harmonic or 40GHz, whichever is lower)

Please refer to Appendix B.



3.6 Antenna Requirements

3.6.1 Standard Applicable

If directional gain of transmitting antennas is greater than 6dBi, the power shall be reduced by the same level in dB comparing to gain minus 6dBi. The use of a permanently attached antenna or of an antenna that uses a unique coupling to the intentional radiator shall be considered sufficient to comply with the rule.

3.6.2 Antenna Anti-Replacement Construction

An embedded-in antenna design is used.

3.6.3 Antenna Gain

The antenna peak gain of EUT is less than 6 dBi. Therefore, it is not necessary to reduce maximum peak output power limit.



4 List of Measuring Equipment

| Instrument | Manufacturer | Model No. | Serial No. | Characteristics | Calibration Date | Test Date | Due Date | Remark |
|---------------------------|--------------|------------------------------|--------------|----------------------------|------------------|-----------------------------|---------------|-----------------------|
| EMI Test Receiver&SA | Agilent | N9038A | MY52260185 | 20Hz~26.5GHz | Dec. 27, 2024 | Jan. 18, 2025~Jan. 21, 2025 | Dec. 26, 2025 | Radiation (03CH01-SZ) |
| EXA Spectrum Analyzer | KEYSIGHT | N9010A | MY55150213 | 10Hz~44GHz | Jul. 03, 2024 | Jan. 18, 2025~Jan. 21, 2025 | Jul. 02, 2025 | Radiation (03CH01-SZ) |
| Loop Antenna | R&S | HFH2-Z2E | 101141 | 9kHz~30MHz | Dec. 29, 2024 | Jan. 18, 2025~Jan. 21, 2025 | Dec. 28, 2025 | Radiation (03CH01-SZ) |
| Bilog Antenna | TeseQ | CBL6112D | 35407 | 30MHz~2GHz | Oct. 24, 2023 | Jan. 18, 2025~Jan. 21, 2025 | Oct. 23, 2025 | Radiation (03CH01-SZ) |
| Double Ridge Horn Antenna | ETS-Lindgren | 3117 | 00119436 | 1GHz~18GHz | Jul. 04, 2024 | Jan. 18, 2025~Jan. 21, 2025 | Jul. 03, 2025 | Radiation (03CH01-SZ) |
| SHF-EHF Horn | com-power | AH-840 | 101071 | 18Ghz~40GHz | Apr. 09, 2024 | Jan. 18, 2025~Jan. 21, 2025 | Apr. 08, 2025 | Radiation (03CH01-SZ) |
| LF Amplifier | Burgeon | BPA-530 | 102209 | 0.01~3000Mhz | Apr. 09, 2024 | Jan. 18, 2025~Jan. 21, 2025 | Apr. 08, 2025 | Radiation (03CH01-SZ) |
| HF Amplifier | MITEQ | AMF-7D-0010 1800-30-10P-R | 1943528 | 1GHz~18GHz | Oct. 14, 2024 | Jan. 18, 2025~Jan. 21, 2025 | Oct. 13, 2025 | Radiation (03CH01-SZ) |
| HF Amplifier | KEYSIGHT | 83017A | MY53270105 | 0.5GHz~26.5GHz | Oct. 14, 2024 | Jan. 18, 2025~Jan. 21, 2025 | Oct. 13, 2025 | Radiation (03CH01-SZ) |
| HF Amplifier | MITEQ | TTA1840-35-HG | 1871923 | 18GHz~40GHz | Jul. 03, 2024 | Jan. 18, 2025~Jan. 21, 2025 | Jul. 02, 2025 | Radiation (03CH01-SZ) |
| AC Power Source | Chroma | 61601 | 616010001985 | N/A | Oct. 14, 2024 | Jan. 18, 2025~Jan. 21, 2025 | Oct. 13, 2025 | Radiation (03CH01-SZ) |
| Turn Table | EM | EM1000 | N/A | 0~360 degree | NCR | Jan. 18, 2025~Jan. 21, 2025 | NCR | Radiation (03CH01-SZ) |
| Antenna Mast | EM | EM1000 | N/A | 1 m~4 m | NCR | Jan. 18, 2025~Jan. 21, 2025 | NCR | Radiation (03CH01-SZ) |
| Spectrum Analyzer | R&S | FSV40 | 101078 | 10Hz~40GHz | Apr. 09, 2024 | Jan. 06, 2025 | Apr. 08, 2025 | Conducted (TH01-SZ) |
| Pulse Power Sensor | Anritsu | MA2411B | 1339473 | 30MHz~40GHz | Dec. 29, 2024 | Jan. 06, 2025 | Dec. 28, 2025 | Conducted (TH01-SZ) |
| Thermo meter | Anymetre | JR593 | #7 | - 10℃ ~ 50℃ 10%RH~99%RH | Apr. 09, 2024 | Jan. 06, 2025 | Apr. 08, 2025 | Conducted (TH01-SZ) |

NCR: No Calibration Required

5 Measurement Uncertainty

The measurement uncertainties shown below were calculated in accordance with the requirements of ANSI 63.10-2013. All the measurement uncertainty value were shown with a coverage K=2 to indicate 95% level of confidence. The measurement data show herein meets or exceeds the CISPR measurement uncertainty values specified in CISPR 16-4-2 and can be compared directly to specified limit to determine compliance.

Uncertainty of Conducted Measurement

| Test Item | Uncertainty |
|--|-------------|
| Conducted Spurious Emission & Bandedge | ±1.34 dB |
| Occupied Channel Bandwidth | ±0.012 MHz |
| Conducted Power | ±1.34 dB |
| Conducted Power Spectral Density | ±1.32 dB |
| Frequency | ±1.3 Hz |

Uncertainty of Radiated Emission Measurement (9 KHz ~ 30 MHz)

| | |
|---|--------|
| Measuring Uncertainty for a Level of Confidence of 95% (U = 2Uc(y)) | 2.8 dB |
|---|--------|

Uncertainty of Radiated Emission Measurement (30 MHz ~ 1000 MHz)

| | |
|---|--------|
| Measuring Uncertainty for a Level of Confidence of 95% (U = 2Uc(y)) | 4.2 dB |
|---|--------|

Uncertainty of Radiated Emission Measurement (1 GHz ~ 18 GHz)

| | |
|---|--------|
| Measuring Uncertainty for a Level of Confidence of 95% (U = 2Uc(y)) | 5.0 dB |
|---|--------|

Uncertainty of Radiated Emission Measurement (18 GHz ~ 40 GHz)

| | |
|---|--------|
| Measuring Uncertainty for a Level of Confidence of 95% (U = 2Uc(y)) | 4.3 dB |
|---|--------|

----- THE END -----



Appendix A. Conducted Test Results

| | | | | |
|----------------|-------------|--------------------|-------|----|
| Test Engineer: | Liu Qiu Qiu | Temperature: | 21~25 | °C |
| Test Date: | 2025/1/6 | Relative Humidity: | 51~54 | % |

TEST RESULTS DATA
6dB and 99% Occupied Bandwidth

| Mod. | Data Rate | NTX | CH. | Freq. (MHz) | 99% Occupied BW (MHz) | 6dB BW (MHz) | 6dB BW Limit (MHz) | Pass/Fail |
|------|-----------|-----|-----|-------------|-----------------------|--------------|--------------------|-----------|
| BLE | 1Mbps | 1 | 0 | 2402 | 1.013 | 0.652 | 0.50 | Pass |
| BLE | 1Mbps | 1 | 19 | 2440 | 1.011 | 0.650 | 0.50 | Pass |
| BLE | 1Mbps | 1 | 39 | 2480 | 1.009 | 0.648 | 0.50 | Pass |

TEST RESULTS DATA
Peak Power Table

| Mod. | Data Rate | NTX | CH. | Freq. (MHz) | Peak Conducted Power (dBm) | Power Setting | Conducted Power Limit (dBm) | DG (dBi) | EIRP Power (dBm) | EIRP Power Limit (dBm) | Pass /Fail |
|------|-----------|-----|-----|-------------|----------------------------|---------------|-----------------------------|----------|------------------|------------------------|------------|
| BLE | 1Mbps | 1 | 0 | 2402 | 6.02 | 47.00 | 30.00 | 3.64 | 9.66 | 36.00 | Pass |
| BLE | 1Mbps | 1 | 19 | 2440 | 5.92 | 47.00 | 30.00 | 3.64 | 9.56 | 36.00 | Pass |
| BLE | 1Mbps | 1 | 39 | 2480 | 5.81 | 47.00 | 30.00 | 3.64 | 9.45 | 36.00 | Pass |

TEST RESULTS DATA
Average Power Table

| Mod. | Data Rate | NTX | CH. | Freq. (MHz) | Duty Factor (dB) | Average Conducted Power (dBm) | Power Setting | Conducted Power Limit (dBm) | DG (dBi) | EIRP Power (dBm) | EIRP Power Limit (dBm) | Pass /Fail |
|------|-----------|-----|-----|-------------|------------------|-------------------------------|---------------|-----------------------------|----------|------------------|------------------------|------------|
| BLE | 1Mbps | 1 | 0 | 2402 | 8.33 | 5.90 | 47.00 | 30.00 | 3.64 | 9.54 | 36.00 | Pass |
| BLE | 1Mbps | 1 | 19 | 2440 | 8.33 | 5.80 | 47.00 | 30.00 | 3.64 | 9.44 | 36.00 | Pass |
| BLE | 1Mbps | 1 | 39 | 2480 | 8.33 | 5.60 | 47.00 | 30.00 | 3.64 | 9.24 | 36.00 | Pass |

TEST RESULTS DATA
Peak Power Density

| Mod. | Data Rate | NTX | CH. | Freq. (MHz) | Peak PSD (dBm /100kHz) | Peak PSD (dBm /3kHz) | DG (dBi) | Peak PSD Limit (dBm /3kHz) | Pass/Fail |
|------|-----------|-----|-----|-------------|------------------------|----------------------|----------|----------------------------|-----------|
| BLE | 1Mbps | 1 | 0 | 2402 | 5.22 | -9.41 | 3.64 | 8.00 | Pass |
| BLE | 1Mbps | 1 | 19 | 2440 | 5.30 | -9.31 | 3.64 | 8.00 | Pass |
| BLE | 1Mbps | 1 | 39 | 2480 | 5.18 | -9.42 | 3.64 | 8.00 | Pass |

Note: PSD (dBm/ 100kHz) is a reference level used for Conducted Band Edges and Conducted Spurious Emission 20dBc limit.



Appendix B. Radiated Spurious Emission

| | | | |
|-----------------|---------------|---------------------|--------|
| Test Engineer : | Zhaohui Liang | Relative Humidity : | 48~49% |
| | | Temperature : | 24-25℃ |

Radiated Spurious Emission Test Modes

| Mode | Band (MHz) | Modulation | Channel | Frequency | Data Rate | RU | Remark |
|--------|-------------|--------------|---------|-----------|-----------|----|--------|
| Mode 1 | 2400-2483.5 | Bluetooth-LE | 00 | 2402 | 1Mbps | - | - |
| Mode 2 | 2400-2483.5 | Bluetooth-LE | 19 | 2440 | 1Mbps | - | - |
| Mode 3 | 2400-2483.5 | Bluetooth-LE | 39 | 2480 | 1Mbps | - | - |
| Mode 4 | 2400-2483.5 | Bluetooth-LE | 19 | 2440 | 1Mbps | - | LF |

Summary of each worse mode

| Mode | Modulation | Ch. | Freq. (MHz) | Level (dBuV/m) | Limit (dBuV/m) | Margin (dB) | Pol. | Peak Avg. | Result | Remark |
|------|--------------|-----|-------------|----------------|----------------|-------------|------|-----------|--------|-----------|
| 1 | Bluetooth-LE | 00 | 2363.87 | 38.55 | 54.00 | -15.45 | V | AVERAGE | Pass | Band Edge |
| 1 | Bluetooth-LE | 00 | 4804.00 | 44.45 | 54.00 | -9.55 | H | Average | Pass | Harmonic |
| 2 | Bluetooth-LE | 19 | 2492.51 | 37.19 | 54.00 | -16.81 | H | AVERAGE | Pass | Band Edge |
| 2 | Bluetooth-LE | 19 | 7320.00 | 49.37 | 54.00 | -4.63 | V | Average | Pass | Harmonic |
| 3 | Bluetooth-LE | 39 | 2483.82 | 46.32 | 54.00 | -7.68 | V | AVERAGE | Pass | Band Edge |
| 3 | Bluetooth-LE | 39 | 7440.00 | 49.19 | 54.00 | -4.81 | V | Average | Pass | Harmonic |
| 4 | Bluetooth-LE | 39 | 805.03 | 31.22 | 46.00 | -14.78 | H | Peak | Pass | LF |



| Mode | 1 | | | | | | | | | | | | | | | | | | | | | | | | | | | | | | | | | | | | | | | | | | | | | | | | | | | | | | | | | | | | | | | | | | | | | | | | | | | | | | | | | | |
|-----------|--|--------|--------|--------|--------|-------|-------------|--------|--------|------|---------|--------|-----|-------|--------|------|------|--------|-----|--------|--------|----|----|------|------|----|----|----|-----|--|-----------|-------|-------|--------|--|-------|-------|------|-------|-----|---|---------|---|--|--|--|--|------|-------|-------|------|--------|------|-----|-------|--------|------|------|--------|-----|--------|--------|----|----|------|------|----|----|----|-----|--|-----------|-------|-------|-------|--|-------|-------|------|-------|-----|---|---------|
| | Band Edge | | | | | | | | | | | | | | | | | | | | | | | | | | | | | | | | | | | | | | | | | | | | | | | | | | | | | | | | | | | | | | | | | | | | | | | | | | | | | | | | | | |
| | 2400-2483.5_Bluetooth-LE_CH00_2402MHz | | | | | | | | | | | | | | | | | | | | | | | | | | | | | | | | | | | | | | | | | | | | | | | | | | | | | | | | | | | | | | | | | | | | | | | | | | | | | | | | | | |
| Pol. | Horizontal | | | | | | Fundamental | | | | | | | | | | | | | | | | | | | | | | | | | | | | | | | | | | | | | | | | | | | | | | | | | | | | | | | | | | | | | | | | | | | | | | | | | | | | |
| Peak | <div><p>Level (dBuV/m)</p><p>Date: 2025-01-20</p><p>Frequency (MHz)</p><table><thead><tr><th>Freq</th><th>Level</th><th>Limit</th><th>Line</th><th>Margin</th><th>Read</th><th>Ant</th><th>Cable</th><th>Preamp</th><th>APos</th><th>TPos</th><th>Remark</th></tr><tr><th>MHz</th><th>dBuV/m</th><th>dBuV/m</th><th>dB</th><th>dB</th><th>dBuV</th><th>dB/m</th><th>dB</th><th>dB</th><th>cm</th><th>deg</th><th></th></tr></thead><tbody><tr><td>1 2379.20</td><td>35.99</td><td>74.00</td><td>-38.01</td><td></td><td>30.31</td><td>30.60</td><td>7.73</td><td>32.65</td><td>375</td><td>0</td><td>PEAK</td></tr></tbody></table></div> | | | | | | Freq | Level | Limit | Line | Margin | Read | Ant | Cable | Preamp | APos | TPos | Remark | MHz | dBuV/m | dBuV/m | dB | dB | dBuV | dB/m | dB | dB | cm | deg | | 1 2379.20 | 35.99 | 74.00 | -38.01 | | 30.31 | 30.60 | 7.73 | 32.65 | 375 | 0 | PEAK | <div><p>Level (dBuV/m)</p><p>Date: 2025-01-20</p><p>Frequency (MHz)</p><table><thead><tr><th>Freq</th><th>Level</th><th>Limit</th><th>Line</th><th>Margin</th><th>Read</th><th>Ant</th><th>Cable</th><th>Preamp</th><th>APos</th><th>TPos</th><th>Remark</th></tr><tr><th>MHz</th><th>dBuV/m</th><th>dBuV/m</th><th>dB</th><th>dB</th><th>dBuV</th><th>dB/m</th><th>dB</th><th>dB</th><th>cm</th><th>deg</th><th></th></tr></thead><tbody><tr><td>1 2402.00</td><td>96.84</td><td>74.00</td><td>22.84</td><td></td><td>91.09</td><td>30.60</td><td>7.79</td><td>32.64</td><td>375</td><td>0</td><td>PEAK_74</td></tr></tbody></table></div> | | | | | Freq | Level | Limit | Line | Margin | Read | Ant | Cable | Preamp | APos | TPos | Remark | MHz | dBuV/m | dBuV/m | dB | dB | dBuV | dB/m | dB | dB | cm | deg | | 1 2402.00 | 96.84 | 74.00 | 22.84 | | 91.09 | 30.60 | 7.79 | 32.64 | 375 | 0 | PEAK_74 |
| | Freq | Level | Limit | Line | Margin | Read | Ant | Cable | Preamp | APos | TPos | Remark | | | | | | | | | | | | | | | | | | | | | | | | | | | | | | | | | | | | | | | | | | | | | | | | | | | | | | | | | | | | | | | | | | | | | | | |
| MHz | dBuV/m | dBuV/m | dB | dB | dBuV | dB/m | dB | dB | cm | deg | | | | | | | | | | | | | | | | | | | | | | | | | | | | | | | | | | | | | | | | | | | | | | | | | | | | | | | | | | | | | | | | | | | | | | | | | |
| 1 2379.20 | 35.99 | 74.00 | -38.01 | | 30.31 | 30.60 | 7.73 | 32.65 | 375 | 0 | PEAK | | | | | | | | | | | | | | | | | | | | | | | | | | | | | | | | | | | | | | | | | | | | | | | | | | | | | | | | | | | | | | | | | | | | | | | | |
| Freq | Level | Limit | Line | Margin | Read | Ant | Cable | Preamp | APos | TPos | Remark | | | | | | | | | | | | | | | | | | | | | | | | | | | | | | | | | | | | | | | | | | | | | | | | | | | | | | | | | | | | | | | | | | | | | | | | |
| MHz | dBuV/m | dBuV/m | dB | dB | dBuV | dB/m | dB | dB | cm | deg | | | | | | | | | | | | | | | | | | | | | | | | | | | | | | | | | | | | | | | | | | | | | | | | | | | | | | | | | | | | | | | | | | | | | | | | | |
| 1 2402.00 | 96.84 | 74.00 | 22.84 | | 91.09 | 30.60 | 7.79 | 32.64 | 375 | 0 | PEAK_74 | | | | | | | | | | | | | | | | | | | | | | | | | | | | | | | | | | | | | | | | | | | | | | | | | | | | | | | | | | | | | | | | | | | | | | | | |
| Avg | <div><p>Level (dBuV/m)</p><p>Date: 2025-01-20</p><p>Frequency (MHz)</p><table><thead><tr><th>Freq</th><th>Level</th><th>Limit</th><th>Line</th><th>Margin</th><th>Read</th><th>Ant</th><th>Cable</th><th>Preamp</th><th>APos</th><th>TPos</th><th>Remark</th></tr><tr><th>MHz</th><th>dBuV/m</th><th>dBuV/m</th><th>dB</th><th>dB</th><th>dBuV</th><th>dB/m</th><th>dB</th><th>dB</th><th>cm</th><th>deg</th><th></th></tr></thead><tbody><tr><td>1 2328.38</td><td>36.79</td><td>54.00</td><td>-17.21</td><td></td><td>31.27</td><td>30.60</td><td>7.59</td><td>32.67</td><td>375</td><td>0</td><td>AVERAGE</td></tr></tbody></table></div> | | | | | | Freq | Level | Limit | Line | Margin | Read | Ant | Cable | Preamp | APos | TPos | Remark | MHz | dBuV/m | dBuV/m | dB | dB | dBuV | dB/m | dB | dB | cm | deg | | 1 2328.38 | 36.79 | 54.00 | -17.21 | | 31.27 | 30.60 | 7.59 | 32.67 | 375 | 0 | AVERAGE | <div><p>Level (dBuV/m)</p><p>Date: 2025-01-20</p><p>Frequency (MHz)</p><table><thead><tr><th>Freq</th><th>Level</th><th>Limit</th><th>Line</th><th>Margin</th><th>Read</th><th>Ant</th><th>Cable</th><th>Preamp</th><th>APos</th><th>TPos</th><th>Remark</th></tr><tr><th>MHz</th><th>dBuV/m</th><th>dBuV/m</th><th>dB</th><th>dB</th><th>dBuV</th><th>dB/m</th><th>dB</th><th>dB</th><th>cm</th><th>deg</th><th></th></tr></thead><tbody><tr><td>1 2402.00</td><td>96.19</td><td>54.00</td><td>42.19</td><td></td><td>90.44</td><td>30.60</td><td>7.79</td><td>32.64</td><td>375</td><td>0</td><td>AVG_54</td></tr></tbody></table></div> | | | | | Freq | Level | Limit | Line | Margin | Read | Ant | Cable | Preamp | APos | TPos | Remark | MHz | dBuV/m | dBuV/m | dB | dB | dBuV | dB/m | dB | dB | cm | deg | | 1 2402.00 | 96.19 | 54.00 | 42.19 | | 90.44 | 30.60 | 7.79 | 32.64 | 375 | 0 | AVG_54 |
| | Freq | Level | Limit | Line | Margin | Read | Ant | Cable | Preamp | APos | TPos | Remark | | | | | | | | | | | | | | | | | | | | | | | | | | | | | | | | | | | | | | | | | | | | | | | | | | | | | | | | | | | | | | | | | | | | | | | |
| MHz | dBuV/m | dBuV/m | dB | dB | dBuV | dB/m | dB | dB | cm | deg | | | | | | | | | | | | | | | | | | | | | | | | | | | | | | | | | | | | | | | | | | | | | | | | | | | | | | | | | | | | | | | | | | | | | | | | | |
| 1 2328.38 | 36.79 | 54.00 | -17.21 | | 31.27 | 30.60 | 7.59 | 32.67 | 375 | 0 | AVERAGE | | | | | | | | | | | | | | | | | | | | | | | | | | | | | | | | | | | | | | | | | | | | | | | | | | | | | | | | | | | | | | | | | | | | | | | | |
| Freq | Level | Limit | Line | Margin | Read | Ant | Cable | Preamp | APos | TPos | Remark | | | | | | | | | | | | | | | | | | | | | | | | | | | | | | | | | | | | | | | | | | | | | | | | | | | | | | | | | | | | | | | | | | | | | | | | |
| MHz | dBuV/m | dBuV/m | dB | dB | dBuV | dB/m | dB | dB | cm | deg | | | | | | | | | | | | | | | | | | | | | | | | | | | | | | | | | | | | | | | | | | | | | | | | | | | | | | | | | | | | | | | | | | | | | | | | | |
| 1 2402.00 | 96.19 | 54.00 | 42.19 | | 90.44 | 30.60 | 7.79 | 32.64 | 375 | 0 | AVG_54 | | | | | | | | | | | | | | | | | | | | | | | | | | | | | | | | | | | | | | | | | | | | | | | | | | | | | | | | | | | | | | | | | | | | | | | | |



| | | 1 | | | | | | | | | | | | | | | | | | | | | | | | | | | | | | | | | | | | | | | | | | | | | | | | | | | | | | | | | | | | | | | | | | | | | | | | | | | | | | | | | | | | | | | | | | | | | | | |
|-----------|--------|---|--------|-------|--------|-------------|-------------|--------|-------------|--|--|--|-------|------|-----|-------|--------|------|------|--|------|-------|------|--------|-------|--------|-------------|--|--------|-----|--------|--------|----|------|------|----|----|----|-----|-----------|-------|-------|--------|-------|-------|------|-------|-----|-------------|--|--|--|--|--|--|--|--|--|--|--|-------|------|-----|-------|--------|------|------|--|------|-------|------|--------|-------|--------|-------------|--|--------|-----|--------|--------|----|------|------|----|----|----|-----|-----------|-------|-------|-------|-------|-------|------|-------|-----|-------------|
| Mode | | Band Edge | | | | | | | | | | | | | | | | | | | | | | | | | | | | | | | | | | | | | | | | | | | | | | | | | | | | | | | | | | | | | | | | | | | | | | | | | | | | | | | | | | | | | | | | | | | | | | | |
| | | 2400-2483.5_Bluetooth-LE_CH00_2402MHz | | | | | | | | | | | | | | | | | | | | | | | | | | | | | | | | | | | | | | | | | | | | | | | | | | | | | | | | | | | | | | | | | | | | | | | | | | | | | | | | | | | | | | | | | | | | | | | |
| Pol. | | Vertical | | | | | Fundamental | | | | | | | | | | | | | | | | | | | | | | | | | | | | | | | | | | | | | | | | | | | | | | | | | | | | | | | | | | | | | | | | | | | | | | | | | | | | | | | | | | | | | | | | | | |
| Peak | | <div><div>Level (dBuV/m)</div><div>Date: 2025-01-20</div><div>140 122.5 105.0 87.5 70.0 52.5 35.0 17.5 0</div><div>2310 2331 2352 2373 2394 2415</div><div>Frequency (MHz)</div><table><tr><th></th><th>Limit</th><th>Read</th><th>Ant</th><th>Cable</th><th>Preamp</th><th>APos</th><th>TPos</th><th></th></tr><tr><th>Freq</th><th>Level</th><th>Line</th><th>Margin</th><th>Level</th><th>Factor</th><th>Loss Factor</th><th></th><th>Remark</th></tr><tr><th>MHz</th><th>dBuV/m</th><th>dBuV/m</th><th>dB</th><th>dBuV</th><th>dB/m</th><th>dB</th><th>dB</th><th>cm</th><th>deg</th></tr><tr><td>1 2364.71</td><td>50.51</td><td>74.00</td><td>-23.49</td><td>44.87</td><td>30.60</td><td>7.69</td><td>32.65</td><td>100</td><td>312 PEAK</td></tr></table></div> | | | | | | | | | | | Limit | Read | Ant | Cable | Preamp | APos | TPos | | Freq | Level | Line | Margin | Level | Factor | Loss Factor | | Remark | MHz | dBuV/m | dBuV/m | dB | dBuV | dB/m | dB | dB | cm | deg | 1 2364.71 | 50.51 | 74.00 | -23.49 | 44.87 | 30.60 | 7.69 | 32.65 | 100 | 312 PEAK | <div><div>Level (dBuV/m)</div><div>Date: 2025-01-20</div><div>140 122.5 105.0 87.5 70.0 52.5 35.0 17.5 0</div><div>1000 1400 1800 2200 2600 3000</div><div>Frequency (MHz)</div><table><tr><th></th><th>Limit</th><th>Read</th><th>Ant</th><th>Cable</th><th>Preamp</th><th>APos</th><th>TPos</th><th></th></tr><tr><th>Freq</th><th>Level</th><th>Line</th><th>Margin</th><th>Level</th><th>Factor</th><th>Loss Factor</th><th></th><th>Remark</th></tr><tr><th>MHz</th><th>dBuV/m</th><th>dBuV/m</th><th>dB</th><th>dBuV</th><th>dB/m</th><th>dB</th><th>dB</th><th>cm</th><th>deg</th></tr><tr><td>1 2402.00</td><td>99.11</td><td>-----</td><td>-----</td><td>93.36</td><td>30.60</td><td>7.79</td><td>32.64</td><td>100</td><td>312 PEAK</td></tr></table></div> | | | | | | | | | | | Limit | Read | Ant | Cable | Preamp | APos | TPos | | Freq | Level | Line | Margin | Level | Factor | Loss Factor | | Remark | MHz | dBuV/m | dBuV/m | dB | dBuV | dB/m | dB | dB | cm | deg | 1 2402.00 | 99.11 | ----- | ----- | 93.36 | 30.60 | 7.79 | 32.64 | 100 | 312 PEAK |
| | | Limit | Read | Ant | Cable | Preamp | APos | TPos | | | | | | | | | | | | | | | | | | | | | | | | | | | | | | | | | | | | | | | | | | | | | | | | | | | | | | | | | | | | | | | | | | | | | | | | | | | | | | | | | | | | | | | | | |
| Freq | Level | Line | Margin | Level | Factor | Loss Factor | | Remark | | | | | | | | | | | | | | | | | | | | | | | | | | | | | | | | | | | | | | | | | | | | | | | | | | | | | | | | | | | | | | | | | | | | | | | | | | | | | | | | | | | | | | | | | |
| MHz | dBuV/m | dBuV/m | dB | dBuV | dB/m | dB | dB | cm | deg | | | | | | | | | | | | | | | | | | | | | | | | | | | | | | | | | | | | | | | | | | | | | | | | | | | | | | | | | | | | | | | | | | | | | | | | | | | | | | | | | | | | | | | | |
| 1 2364.71 | 50.51 | 74.00 | -23.49 | 44.87 | 30.60 | 7.69 | 32.65 | 100 | 312 PEAK | | | | | | | | | | | | | | | | | | | | | | | | | | | | | | | | | | | | | | | | | | | | | | | | | | | | | | | | | | | | | | | | | | | | | | | | | | | | | | | | | | | | | | | | |
| | Limit | Read | Ant | Cable | Preamp | APos | TPos | | | | | | | | | | | | | | | | | | | | | | | | | | | | | | | | | | | | | | | | | | | | | | | | | | | | | | | | | | | | | | | | | | | | | | | | | | | | | | | | | | | | | | | | | | |
| Freq | Level | Line | Margin | Level | Factor | Loss Factor | | Remark | | | | | | | | | | | | | | | | | | | | | | | | | | | | | | | | | | | | | | | | | | | | | | | | | | | | | | | | | | | | | | | | | | | | | | | | | | | | | | | | | | | | | | | | | |
| MHz | dBuV/m | dBuV/m | dB | dBuV | dB/m | dB | dB | cm | deg | | | | | | | | | | | | | | | | | | | | | | | | | | | | | | | | | | | | | | | | | | | | | | | | | | | | | | | | | | | | | | | | | | | | | | | | | | | | | | | | | | | | | | | | |
| 1 2402.00 | 99.11 | ----- | ----- | 93.36 | 30.60 | 7.79 | 32.64 | 100 | 312 PEAK | | | | | | | | | | | | | | | | | | | | | | | | | | | | | | | | | | | | | | | | | | | | | | | | | | | | | | | | | | | | | | | | | | | | | | | | | | | | | | | | | | | | | | | | |
| Avg | | <div><div>Level (dBuV/m)</div><div>Date: 2025-01-20</div><div>140 122.5 105.0 87.5 70.0 52.5 35.0 17.5 0</div><div>2310 2331 2352 2373 2394 2415</div><div>Frequency (MHz)</div><table><tr><th></th><th>Limit</th><th>Read</th><th>Ant</th><th>Cable</th><th>Preamp</th><th>APos</th><th>TPos</th><th></th></tr><tr><th>Freq</th><th>Level</th><th>Line</th><th>Margin</th><th>Level</th><th>Factor</th><th>Loss Factor</th><th></th><th>Remark</th></tr><tr><th>MHz</th><th>dBuV/m</th><th>dBuV/m</th><th>dB</th><th>dBuV</th><th>dB/m</th><th>dB</th><th>dB</th><th>cm</th><th>deg</th></tr><tr><td>1 2363.87</td><td>38.55</td><td>54.00</td><td>-15.45</td><td>32.91</td><td>30.60</td><td>7.69</td><td>32.65</td><td>100</td><td>312 AVERAGE</td></tr></table></div> | | | | | | | | | | | Limit | Read | Ant | Cable | Preamp | APos | TPos | | Freq | Level | Line | Margin | Level | Factor | Loss Factor | | Remark | MHz | dBuV/m | dBuV/m | dB | dBuV | dB/m | dB | dB | cm | deg | 1 2363.87 | 38.55 | 54.00 | -15.45 | 32.91 | 30.60 | 7.69 | 32.65 | 100 | 312 AVERAGE | <div><div>Level (dBuV/m)</div><div>Date: 2025-01-20</div><div>140 122.5 105.0 87.5 70.0 52.5 35.0 17.5 0</div><div>1000 1400 1800 2200 2600 3000</div><div>Frequency (MHz)</div><table><tr><th></th><th>Limit</th><th>Read</th><th>Ant</th><th>Cable</th><th>Preamp</th><th>APos</th><th>TPos</th><th></th></tr><tr><th>Freq</th><th>Level</th><th>Line</th><th>Margin</th><th>Level</th><th>Factor</th><th>Loss Factor</th><th></th><th>Remark</th></tr><tr><th>MHz</th><th>dBuV/m</th><th>dBuV/m</th><th>dB</th><th>dBuV</th><th>dB/m</th><th>dB</th><th>dB</th><th>cm</th><th>deg</th></tr><tr><td>1 2402.00</td><td>98.38</td><td>-----</td><td>-----</td><td>92.63</td><td>30.60</td><td>7.79</td><td>32.64</td><td>100</td><td>312 AVERAGE</td></tr></table></div> | | | | | | | | | | | Limit | Read | Ant | Cable | Preamp | APos | TPos | | Freq | Level | Line | Margin | Level | Factor | Loss Factor | | Remark | MHz | dBuV/m | dBuV/m | dB | dBuV | dB/m | dB | dB | cm | deg | 1 2402.00 | 98.38 | ----- | ----- | 92.63 | 30.60 | 7.79 | 32.64 | 100 | 312 AVERAGE |
| | | Limit | Read | Ant | Cable | Preamp | APos | TPos | | | | | | | | | | | | | | | | | | | | | | | | | | | | | | | | | | | | | | | | | | | | | | | | | | | | | | | | | | | | | | | | | | | | | | | | | | | | | | | | | | | | | | | | | |
| Freq | Level | Line | Margin | Level | Factor | Loss Factor | | Remark | | | | | | | | | | | | | | | | | | | | | | | | | | | | | | | | | | | | | | | | | | | | | | | | | | | | | | | | | | | | | | | | | | | | | | | | | | | | | | | | | | | | | | | | | |
| MHz | dBuV/m | dBuV/m | dB | dBuV | dB/m | dB | dB | cm | deg | | | | | | | | | | | | | | | | | | | | | | | | | | | | | | | | | | | | | | | | | | | | | | | | | | | | | | | | | | | | | | | | | | | | | | | | | | | | | | | | | | | | | | | | |
| 1 2363.87 | 38.55 | 54.00 | -15.45 | 32.91 | 30.60 | 7.69 | 32.65 | 100 | 312 AVERAGE | | | | | | | | | | | | | | | | | | | | | | | | | | | | | | | | | | | | | | | | | | | | | | | | | | | | | | | | | | | | | | | | | | | | | | | | | | | | | | | | | | | | | | | | |
| | Limit | Read | Ant | Cable | Preamp | APos | TPos | | | | | | | | | | | | | | | | | | | | | | | | | | | | | | | | | | | | | | | | | | | | | | | | | | | | | | | | | | | | | | | | | | | | | | | | | | | | | | | | | | | | | | | | | | |
| Freq | Level | Line | Margin | Level | Factor | Loss Factor | | Remark | | | | | | | | | | | | | | | | | | | | | | | | | | | | | | | | | | | | | | | | | | | | | | | | | | | | | | | | | | | | | | | | | | | | | | | | | | | | | | | | | | | | | | | | | |
| MHz | dBuV/m | dBuV/m | dB | dBuV | dB/m | dB | dB | cm | deg | | | | | | | | | | | | | | | | | | | | | | | | | | | | | | | | | | | | | | | | | | | | | | | | | | | | | | | | | | | | | | | | | | | | | | | | | | | | | | | | | | | | | | | | |
| 1 2402.00 | 98.38 | ----- | ----- | 92.63 | 30.60 | 7.79 | 32.64 | 100 | 312 AVERAGE | | | | | | | | | | | | | | | | | | | | | | | | | | | | | | | | | | | | | | | | | | | | | | | | | | | | | | | | | | | | | | | | | | | | | | | | | | | | | | | | | | | | | | | | |



| Mode | 1 | | | | | | | | | | | | | | | | | | | | | | | | | | | | | | | | | | | | | | | | | | | | | | | | | | | | | | | | | | | | | | | | | | | | | | | | | | | | | | | | | | | | | | | | | | | | | | | | | | | | | | | | | | | | | | | | | | | | | | | | | | | | | | | |
|-----------------|--|----------|--------|--------|--------|-------------|--------|-----------------------|------|--|------|-------|------|--------|-------|--------|-------------|--|--------|-----|--------|--------|----|------|------|----|----|--------|---|---------|-------|-------|--------|-------|-------|-------|--------------------|---|---------|-------|-------|-------|-------|-------|-------|-----------------------|---|---------|-------|-------|--------|-------|-------|-------|-------------------|---|----------|-------|-------|--------|-------|-------|-------|--------------------|--|--|-------|------|-----|-------|--------|------|------|--|------|-------|------|--------|-------|--------|-------------|--|--------|-----|--------|--------|----|------|------|----|----|--------|---|---------|-------|-------|--------|-------|-------|-------|--------------------|---|---------|-------|-------|-------|-------|-------|-------|-----------------------|---|---------|-------|-------|--------|-------|-------|-------|-------------------|---|----------|-------|-------|--------|-------|-------|-------|--------------------|
| | Harmonic | | | | | | | | | | | | | | | | | | | | | | | | | | | | | | | | | | | | | | | | | | | | | | | | | | | | | | | | | | | | | | | | | | | | | | | | | | | | | | | | | | | | | | | | | | | | | | | | | | | | | | | | | | | | | | | | | | | | | | | | | | | | | | | |
| | 2400-2483.5_Bluetooth-LE_CH00_2402MHz | | | | | | | | | | | | | | | | | | | | | | | | | | | | | | | | | | | | | | | | | | | | | | | | | | | | | | | | | | | | | | | | | | | | | | | | | | | | | | | | | | | | | | | | | | | | | | | | | | | | | | | | | | | | | | | | | | | | | | | | | | | | | | | |
| Pol. | Horizontal | Vertical | | | | | | | | | | | | | | | | | | | | | | | | | | | | | | | | | | | | | | | | | | | | | | | | | | | | | | | | | | | | | | | | | | | | | | | | | | | | | | | | | | | | | | | | | | | | | | | | | | | | | | | | | | | | | | | | | | | | | | | | | | | | | | |
| Peak Avg | <div><p>Level (dBuV/m) Date: 2025-01-21</p><table><tr><th></th><th>Limit</th><th>Read</th><th>Ant</th><th>Cable</th><th>Preamp</th><th>APos</th><th>TPos</th><th></th></tr><tr><th>Freq</th><th>Level</th><th>Line</th><th>Margin</th><th>Level</th><th>Factor</th><th>Loss Factor</th><th></th><th>Remark</th></tr><tr><th>MHz</th><th>dBuV/m</th><th>dBuV/m</th><th>dB</th><th>dBuV</th><th>dB/m</th><th>dB</th><th>dB</th><th>cm deg</th></tr><tr><td>1</td><td>4804.00</td><td>49.75</td><td>74.00</td><td>-24.25</td><td>55.96</td><td>35.30</td><td>11.07</td><td>52.58 100 333 Peak</td></tr><tr><td>2</td><td>4804.00</td><td>44.45</td><td>54.00</td><td>-9.55</td><td>50.66</td><td>35.30</td><td>11.07</td><td>52.58 100 333 Average</td></tr><tr><td>3</td><td>7206.00</td><td>51.85</td><td>74.00</td><td>-22.15</td><td>54.52</td><td>36.51</td><td>13.00</td><td>52.18 100 60 Peak</td></tr><tr><td>4</td><td>16814.00</td><td>61.61</td><td>74.00</td><td>-12.39</td><td>55.21</td><td>41.67</td><td>17.45</td><td>52.72 100 239 Peak</td></tr></table></div> | | Limit | Read | Ant | Cable | Preamp | APos | TPos | | Freq | Level | Line | Margin | Level | Factor | Loss Factor | | Remark | MHz | dBuV/m | dBuV/m | dB | dBuV | dB/m | dB | dB | cm deg | 1 | 4804.00 | 49.75 | 74.00 | -24.25 | 55.96 | 35.30 | 11.07 | 52.58 100 333 Peak | 2 | 4804.00 | 44.45 | 54.00 | -9.55 | 50.66 | 35.30 | 11.07 | 52.58 100 333 Average | 3 | 7206.00 | 51.85 | 74.00 | -22.15 | 54.52 | 36.51 | 13.00 | 52.18 100 60 Peak | 4 | 16814.00 | 61.61 | 74.00 | -12.39 | 55.21 | 41.67 | 17.45 | 52.72 100 239 Peak | <div><p>Level (dBuV/m) Date: 2025-01-21</p><table><tr><th></th><th>Limit</th><th>Read</th><th>Ant</th><th>Cable</th><th>Preamp</th><th>APos</th><th>TPos</th><th></th></tr><tr><th>Freq</th><th>Level</th><th>Line</th><th>Margin</th><th>Level</th><th>Factor</th><th>Loss Factor</th><th></th><th>Remark</th></tr><tr><th>MHz</th><th>dBuV/m</th><th>dBuV/m</th><th>dB</th><th>dBuV</th><th>dB/m</th><th>dB</th><th>dB</th><th>cm deg</th></tr><tr><td>1</td><td>4804.00</td><td>49.45</td><td>74.00</td><td>-24.55</td><td>55.66</td><td>35.30</td><td>11.07</td><td>52.58 100 284 Peak</td></tr><tr><td>2</td><td>4804.00</td><td>44.05</td><td>54.00</td><td>-9.95</td><td>50.26</td><td>35.30</td><td>11.07</td><td>52.58 100 284 Average</td></tr><tr><td>3</td><td>7206.00</td><td>54.30</td><td>74.00</td><td>-19.70</td><td>56.97</td><td>36.51</td><td>13.00</td><td>52.18 383 83 Peak</td></tr><tr><td>4</td><td>16814.00</td><td>61.87</td><td>74.00</td><td>-12.13</td><td>55.47</td><td>41.67</td><td>17.45</td><td>52.72 100 284 Peak</td></tr></table></div> | | Limit | Read | Ant | Cable | Preamp | APos | TPos | | Freq | Level | Line | Margin | Level | Factor | Loss Factor | | Remark | MHz | dBuV/m | dBuV/m | dB | dBuV | dB/m | dB | dB | cm deg | 1 | 4804.00 | 49.45 | 74.00 | -24.55 | 55.66 | 35.30 | 11.07 | 52.58 100 284 Peak | 2 | 4804.00 | 44.05 | 54.00 | -9.95 | 50.26 | 35.30 | 11.07 | 52.58 100 284 Average | 3 | 7206.00 | 54.30 | 74.00 | -19.70 | 56.97 | 36.51 | 13.00 | 52.18 383 83 Peak | 4 | 16814.00 | 61.87 | 74.00 | -12.13 | 55.47 | 41.67 | 17.45 | 52.72 100 284 Peak |
| | | Limit | Read | Ant | Cable | Preamp | APos | TPos | | | | | | | | | | | | | | | | | | | | | | | | | | | | | | | | | | | | | | | | | | | | | | | | | | | | | | | | | | | | | | | | | | | | | | | | | | | | | | | | | | | | | | | | | | | | | | | | | | | | | | | | | | | | | | | | | | | | | | | | |
| Freq | Level | Line | Margin | Level | Factor | Loss Factor | | Remark | | | | | | | | | | | | | | | | | | | | | | | | | | | | | | | | | | | | | | | | | | | | | | | | | | | | | | | | | | | | | | | | | | | | | | | | | | | | | | | | | | | | | | | | | | | | | | | | | | | | | | | | | | | | | | | | | | | | | | | | |
| MHz | dBuV/m | dBuV/m | dB | dBuV | dB/m | dB | dB | cm deg | | | | | | | | | | | | | | | | | | | | | | | | | | | | | | | | | | | | | | | | | | | | | | | | | | | | | | | | | | | | | | | | | | | | | | | | | | | | | | | | | | | | | | | | | | | | | | | | | | | | | | | | | | | | | | | | | | | | | | | | |
| 1 | 4804.00 | 49.75 | 74.00 | -24.25 | 55.96 | 35.30 | 11.07 | 52.58 100 333 Peak | | | | | | | | | | | | | | | | | | | | | | | | | | | | | | | | | | | | | | | | | | | | | | | | | | | | | | | | | | | | | | | | | | | | | | | | | | | | | | | | | | | | | | | | | | | | | | | | | | | | | | | | | | | | | | | | | | | | | | | | |
| 2 | 4804.00 | 44.45 | 54.00 | -9.55 | 50.66 | 35.30 | 11.07 | 52.58 100 333 Average | | | | | | | | | | | | | | | | | | | | | | | | | | | | | | | | | | | | | | | | | | | | | | | | | | | | | | | | | | | | | | | | | | | | | | | | | | | | | | | | | | | | | | | | | | | | | | | | | | | | | | | | | | | | | | | | | | | | | | | | |
| 3 | 7206.00 | 51.85 | 74.00 | -22.15 | 54.52 | 36.51 | 13.00 | 52.18 100 60 Peak | | | | | | | | | | | | | | | | | | | | | | | | | | | | | | | | | | | | | | | | | | | | | | | | | | | | | | | | | | | | | | | | | | | | | | | | | | | | | | | | | | | | | | | | | | | | | | | | | | | | | | | | | | | | | | | | | | | | | | | | |
| 4 | 16814.00 | 61.61 | 74.00 | -12.39 | 55.21 | 41.67 | 17.45 | 52.72 100 239 Peak | | | | | | | | | | | | | | | | | | | | | | | | | | | | | | | | | | | | | | | | | | | | | | | | | | | | | | | | | | | | | | | | | | | | | | | | | | | | | | | | | | | | | | | | | | | | | | | | | | | | | | | | | | | | | | | | | | | | | | | | |
| | Limit | Read | Ant | Cable | Preamp | APos | TPos | | | | | | | | | | | | | | | | | | | | | | | | | | | | | | | | | | | | | | | | | | | | | | | | | | | | | | | | | | | | | | | | | | | | | | | | | | | | | | | | | | | | | | | | | | | | | | | | | | | | | | | | | | | | | | | | | | | | | | | | | |
| Freq | Level | Line | Margin | Level | Factor | Loss Factor | | Remark | | | | | | | | | | | | | | | | | | | | | | | | | | | | | | | | | | | | | | | | | | | | | | | | | | | | | | | | | | | | | | | | | | | | | | | | | | | | | | | | | | | | | | | | | | | | | | | | | | | | | | | | | | | | | | | | | | | | | | | | |
| MHz | dBuV/m | dBuV/m | dB | dBuV | dB/m | dB | dB | cm deg | | | | | | | | | | | | | | | | | | | | | | | | | | | | | | | | | | | | | | | | | | | | | | | | | | | | | | | | | | | | | | | | | | | | | | | | | | | | | | | | | | | | | | | | | | | | | | | | | | | | | | | | | | | | | | | | | | | | | | | | |
| 1 | 4804.00 | 49.45 | 74.00 | -24.55 | 55.66 | 35.30 | 11.07 | 52.58 100 284 Peak | | | | | | | | | | | | | | | | | | | | | | | | | | | | | | | | | | | | | | | | | | | | | | | | | | | | | | | | | | | | | | | | | | | | | | | | | | | | | | | | | | | | | | | | | | | | | | | | | | | | | | | | | | | | | | | | | | | | | | | | |
| 2 | 4804.00 | 44.05 | 54.00 | -9.95 | 50.26 | 35.30 | 11.07 | 52.58 100 284 Average | | | | | | | | | | | | | | | | | | | | | | | | | | | | | | | | | | | | | | | | | | | | | | | | | | | | | | | | | | | | | | | | | | | | | | | | | | | | | | | | | | | | | | | | | | | | | | | | | | | | | | | | | | | | | | | | | | | | | | | | |
| 3 | 7206.00 | 54.30 | 74.00 | -19.70 | 56.97 | 36.51 | 13.00 | 52.18 383 83 Peak | | | | | | | | | | | | | | | | | | | | | | | | | | | | | | | | | | | | | | | | | | | | | | | | | | | | | | | | | | | | | | | | | | | | | | | | | | | | | | | | | | | | | | | | | | | | | | | | | | | | | | | | | | | | | | | | | | | | | | | | |
| 4 | 16814.00 | 61.87 | 74.00 | -12.13 | 55.47 | 41.67 | 17.45 | 52.72 100 284 Peak | | | | | | | | | | | | | | | | | | | | | | | | | | | | | | | | | | | | | | | | | | | | | | | | | | | | | | | | | | | | | | | | | | | | | | | | | | | | | | | | | | | | | | | | | | | | | | | | | | | | | | | | | | | | | | | | | | | | | | | | |



2

Mode

Band Edge - L

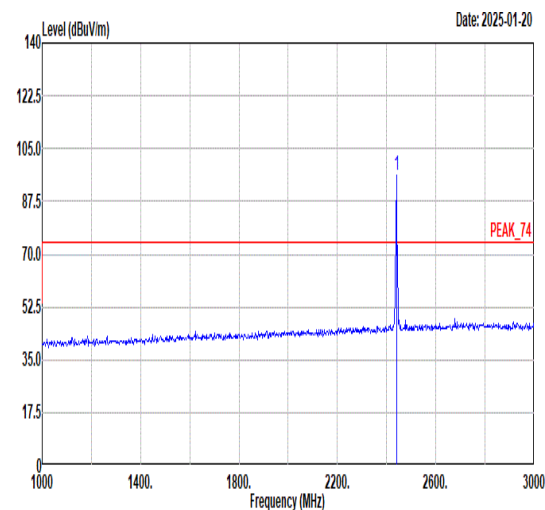
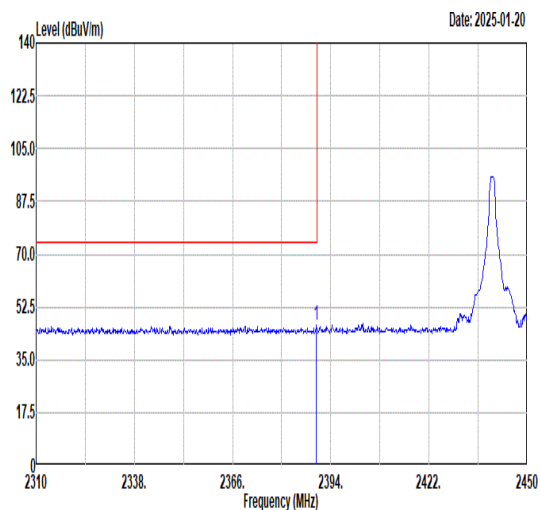
2400-2483.5_Bluetooth-LE_CH19_2440MHz

Pol.

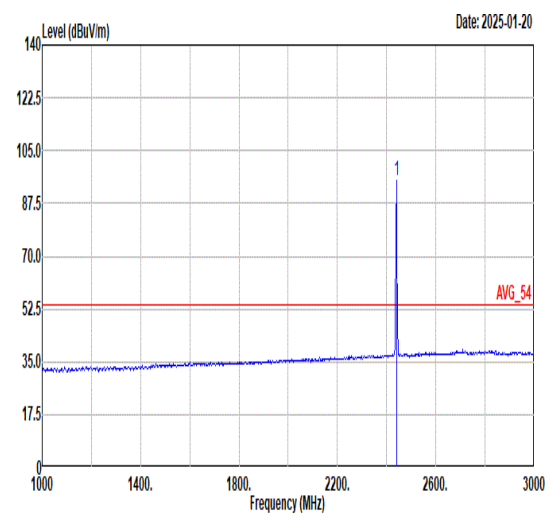
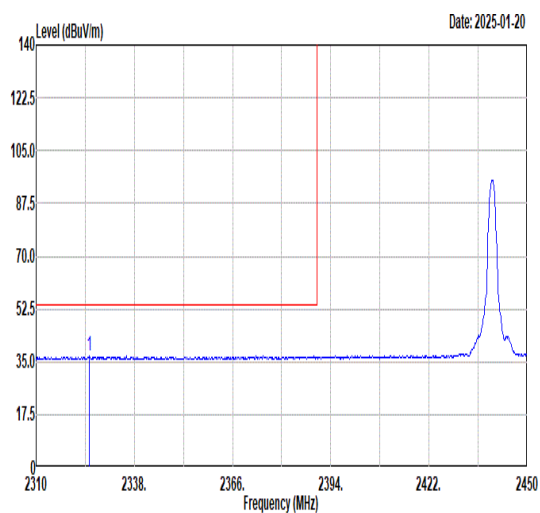
Horizontal

Fundamental

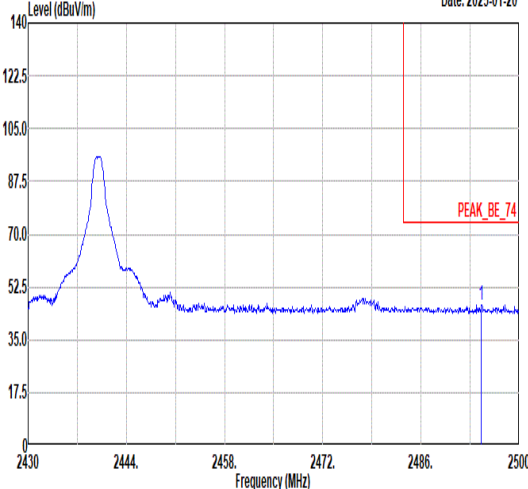
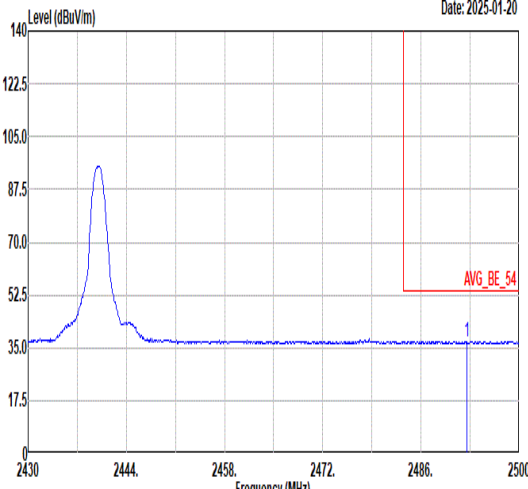
Peak



Avg





| Mode | 2 | | | | | | | | | | | | | | | | | | | | | | | | | | | | | | | | | | | | | | | | | | | | | | | | | |
|------|---|--------|--------|--------|--------|-------------|--------|--------|-----|-------|---------|------|------|--|------|-------|------|--------|-------|--------|------|--------|--------|--|-----|--------|--------|----|------|------|----|----|-----|---|---------|-------|-------|--------|-------|-------|------|-------|-----|---|---------|-------|--|--|--|--|
| | Band Edge - R | | | | | | | | | | | | | | | | | | | | | | | | | | | | | | | | | | | | | | | | | | | | | | | | | |
| | 2400-2483.5_Bluetooth-LE_CH19_2440MHz | | | | | | | | | | | | | | | | | | | | | | | | | | | | | | | | | | | | | | | | | | | | | | | | | |
| Pol. | Horizontal | | | | | Fundamental | | | | | | | | | | | | | | | | | | | | | | | | | | | | | | | | | | | | | | | | | | | | |
| Peak | <div><div>Level (dBuV/m)</div><div>Date: 2025-01-20</div><div>PEAK_BE_74</div></div> <table><tr><th></th><th>Limit</th><th>Read</th><th>Ant</th><th>Cable</th><th>Preamp</th><th>APos</th><th>TPos</th><th></th></tr><tr><th>Freq</th><th>Level</th><th>Line</th><th>Margin</th><th>Level</th><th>Factor</th><th>Loss</th><th>Factor</th><th>Remark</th></tr><tr><th></th><th>MHz</th><th>dBuV/m</th><th>dBuV/m</th><th>dB</th><th>dBuV</th><th>dB/m</th><th>dB</th><th>cm</th><th>deg</th></tr><tr><td>1</td><td>2494.61</td><td>46.54</td><td>74.00</td><td>-27.46</td><td>40.64</td><td>30.61</td><td>7.89</td><td>32.60</td><td>375</td><td>4</td><td>PEAK</td></tr></table> | | | | | | Limit | Read | Ant | Cable | Preamp | APos | TPos | | Freq | Level | Line | Margin | Level | Factor | Loss | Factor | Remark | | MHz | dBuV/m | dBuV/m | dB | dBuV | dB/m | dB | cm | deg | 1 | 2494.61 | 46.54 | 74.00 | -27.46 | 40.64 | 30.61 | 7.89 | 32.60 | 375 | 4 | PEAK | Blank | | | | |
| | Limit | Read | Ant | Cable | Preamp | APos | TPos | | | | | | | | | | | | | | | | | | | | | | | | | | | | | | | | | | | | | | | | | | | |
| Freq | Level | Line | Margin | Level | Factor | Loss | Factor | Remark | | | | | | | | | | | | | | | | | | | | | | | | | | | | | | | | | | | | | | | | | | |
| | MHz | dBuV/m | dBuV/m | dB | dBuV | dB/m | dB | cm | deg | | | | | | | | | | | | | | | | | | | | | | | | | | | | | | | | | | | | | | | | | |
| 1 | 2494.61 | 46.54 | 74.00 | -27.46 | 40.64 | 30.61 | 7.89 | 32.60 | 375 | 4 | PEAK | | | | | | | | | | | | | | | | | | | | | | | | | | | | | | | | | | | | | | | |
| Avg | <div><div>Level (dBuV/m)</div><div>Date: 2025-01-20</div><div>AVG_BE_54</div></div> <table><tr><th></th><th>Limit</th><th>Read</th><th>Ant</th><th>Cable</th><th>Preamp</th><th>APos</th><th>TPos</th><th></th></tr><tr><th>Freq</th><th>Level</th><th>Line</th><th>Margin</th><th>Level</th><th>Factor</th><th>Loss</th><th>Factor</th><th>Remark</th></tr><tr><th></th><th>MHz</th><th>dBuV/m</th><th>dBuV/m</th><th>dB</th><th>dBuV</th><th>dB/m</th><th>dB</th><th>cm</th><th>deg</th></tr><tr><td>1</td><td>2492.51</td><td>37.19</td><td>54.00</td><td>-16.81</td><td>31.29</td><td>30.61</td><td>7.89</td><td>32.60</td><td>375</td><td>4</td><td>AVERAGE</td></tr></table> | | | | | | Limit | Read | Ant | Cable | Preamp | APos | TPos | | Freq | Level | Line | Margin | Level | Factor | Loss | Factor | Remark | | MHz | dBuV/m | dBuV/m | dB | dBuV | dB/m | dB | cm | deg | 1 | 2492.51 | 37.19 | 54.00 | -16.81 | 31.29 | 30.61 | 7.89 | 32.60 | 375 | 4 | AVERAGE | Blank | | | | |
| | Limit | Read | Ant | Cable | Preamp | APos | TPos | | | | | | | | | | | | | | | | | | | | | | | | | | | | | | | | | | | | | | | | | | | |
| Freq | Level | Line | Margin | Level | Factor | Loss | Factor | Remark | | | | | | | | | | | | | | | | | | | | | | | | | | | | | | | | | | | | | | | | | | |
| | MHz | dBuV/m | dBuV/m | dB | dBuV | dB/m | dB | cm | deg | | | | | | | | | | | | | | | | | | | | | | | | | | | | | | | | | | | | | | | | | |
| 1 | 2492.51 | 37.19 | 54.00 | -16.81 | 31.29 | 30.61 | 7.89 | 32.60 | 375 | 4 | AVERAGE | | | | | | | | | | | | | | | | | | | | | | | | | | | | | | | | | | | | | | | |



| Mode | 2 | | | | | | | | | | | | | | | | | | | | | | | | | | | | | | | | | | | | | | | | | | | | | | | | | | | | | | | | | | | | | | | | | | | | | | | | | | | | | | | | | |
|------|---|-------------|--------|--------|--------|-------------|--------|--------|------|-----|---------|-------|------|--------|-------|--------|-------------|--|--------|--|-----|--------|--------|----|------|------|----|----|-----|---|---------|-------|-------|--------|-------|-------|------|-------|-----|-----|---------|--|--|-------|------|-----|-------|--------|------|------|--|------|-------|------|--------|-------|--------|-------------|--|--------|--|-----|--------|--------|----|------|------|----|----|-----|---|---------|-------|-------|-------|-------|-------|------|-------|-----|-----|---------|
| | Band Edge - L | | | | | | | | | | | | | | | | | | | | | | | | | | | | | | | | | | | | | | | | | | | | | | | | | | | | | | | | | | | | | | | | | | | | | | | | | | | | | | | | | |
| | 2400-2483.5_Bluetooth-LE_CH19_2440MHz | | | | | | | | | | | | | | | | | | | | | | | | | | | | | | | | | | | | | | | | | | | | | | | | | | | | | | | | | | | | | | | | | | | | | | | | | | | | | | | | | |
| Pol. | Vertical | Fundamental | | | | | | | | | | | | | | | | | | | | | | | | | | | | | | | | | | | | | | | | | | | | | | | | | | | | | | | | | | | | | | | | | | | | | | | | | | | | | | | | |
| Peak | <div><p>Level (dBuV/m) Date: 2025-01-20</p><p>Frequency (MHz)</p><table><tr><th></th><th>Limit</th><th>Read</th><th>Ant</th><th>Cable</th><th>Preamp</th><th>APos</th><th>TPos</th><th></th></tr><tr><th>Freq</th><th>Level</th><th>Line</th><th>Margin</th><th>Level</th><th>Factor</th><th>Loss Factor</th><th></th><th>Remark</th></tr><tr><th></th><th>MHz</th><th>dBuV/m</th><th>dBuV/m</th><th>dB</th><th>dBuV</th><th>dB/m</th><th>dB</th><th>cm</th><th>deg</th></tr><tr><td>1</td><td>2387.42</td><td>47.37</td><td>74.00</td><td>-26.63</td><td>41.74</td><td>30.60</td><td>7.68</td><td>32.65</td><td>114</td><td>325</td><td>PEAK</td></tr></table></div> | | Limit | Read | Ant | Cable | Preamp | APos | TPos | | Freq | Level | Line | Margin | Level | Factor | Loss Factor | | Remark | | MHz | dBuV/m | dBuV/m | dB | dBuV | dB/m | dB | cm | deg | 1 | 2387.42 | 47.37 | 74.00 | -26.63 | 41.74 | 30.60 | 7.68 | 32.65 | 114 | 325 | PEAK | <div><p>Level (dBuV/m) Date: 2025-01-20</p><p>Frequency (MHz)</p><table><tr><th></th><th>Limit</th><th>Read</th><th>Ant</th><th>Cable</th><th>Preamp</th><th>APos</th><th>TPos</th><th></th></tr><tr><th>Freq</th><th>Level</th><th>Line</th><th>Margin</th><th>Level</th><th>Factor</th><th>Loss Factor</th><th></th><th>Remark</th></tr><tr><th></th><th>MHz</th><th>dBuV/m</th><th>dBuV/m</th><th>dB</th><th>dBuV</th><th>dB/m</th><th>dB</th><th>cm</th><th>deg</th></tr><tr><td>1</td><td>2440.00</td><td>98.12</td><td>-----</td><td>-----</td><td>92.22</td><td>30.68</td><td>7.84</td><td>32.62</td><td>114</td><td>325</td><td>PEAK</td></tr></table></div> | | Limit | Read | Ant | Cable | Preamp | APos | TPos | | Freq | Level | Line | Margin | Level | Factor | Loss Factor | | Remark | | MHz | dBuV/m | dBuV/m | dB | dBuV | dB/m | dB | cm | deg | 1 | 2440.00 | 98.12 | ----- | ----- | 92.22 | 30.68 | 7.84 | 32.62 | 114 | 325 | PEAK |
| | | Limit | Read | Ant | Cable | Preamp | APos | TPos | | | | | | | | | | | | | | | | | | | | | | | | | | | | | | | | | | | | | | | | | | | | | | | | | | | | | | | | | | | | | | | | | | | | | | | | | | |
| Freq | Level | Line | Margin | Level | Factor | Loss Factor | | Remark | | | | | | | | | | | | | | | | | | | | | | | | | | | | | | | | | | | | | | | | | | | | | | | | | | | | | | | | | | | | | | | | | | | | | | | | | | |
| | MHz | dBuV/m | dBuV/m | dB | dBuV | dB/m | dB | cm | deg | | | | | | | | | | | | | | | | | | | | | | | | | | | | | | | | | | | | | | | | | | | | | | | | | | | | | | | | | | | | | | | | | | | | | | | | | |
| 1 | 2387.42 | 47.37 | 74.00 | -26.63 | 41.74 | 30.60 | 7.68 | 32.65 | 114 | 325 | PEAK | | | | | | | | | | | | | | | | | | | | | | | | | | | | | | | | | | | | | | | | | | | | | | | | | | | | | | | | | | | | | | | | | | | | | | | |
| | Limit | Read | Ant | Cable | Preamp | APos | TPos | | | | | | | | | | | | | | | | | | | | | | | | | | | | | | | | | | | | | | | | | | | | | | | | | | | | | | | | | | | | | | | | | | | | | | | | | | | |
| Freq | Level | Line | Margin | Level | Factor | Loss Factor | | Remark | | | | | | | | | | | | | | | | | | | | | | | | | | | | | | | | | | | | | | | | | | | | | | | | | | | | | | | | | | | | | | | | | | | | | | | | | | |
| | MHz | dBuV/m | dBuV/m | dB | dBuV | dB/m | dB | cm | deg | | | | | | | | | | | | | | | | | | | | | | | | | | | | | | | | | | | | | | | | | | | | | | | | | | | | | | | | | | | | | | | | | | | | | | | | | |
| 1 | 2440.00 | 98.12 | ----- | ----- | 92.22 | 30.68 | 7.84 | 32.62 | 114 | 325 | PEAK | | | | | | | | | | | | | | | | | | | | | | | | | | | | | | | | | | | | | | | | | | | | | | | | | | | | | | | | | | | | | | | | | | | | | | | |
| Avg | <div><p>Level (dBuV/m) Date: 2025-01-20</p><p>Frequency (MHz)</p><table><tr><th></th><th>Limit</th><th>Read</th><th>Ant</th><th>Cable</th><th>Preamp</th><th>APos</th><th>TPos</th><th></th></tr><tr><th>Freq</th><th>Level</th><th>Line</th><th>Margin</th><th>Level</th><th>Factor</th><th>Loss Factor</th><th></th><th>Remark</th></tr><tr><th></th><th>MHz</th><th>dBuV/m</th><th>dBuV/m</th><th>dB</th><th>dBuV</th><th>dB/m</th><th>dB</th><th>cm</th><th>deg</th></tr><tr><td>1</td><td>2387.42</td><td>37.11</td><td>54.00</td><td>-16.89</td><td>31.41</td><td>30.60</td><td>7.75</td><td>32.65</td><td>114</td><td>325</td><td>AVERAGE</td></tr></table></div> | | Limit | Read | Ant | Cable | Preamp | APos | TPos | | Freq | Level | Line | Margin | Level | Factor | Loss Factor | | Remark | | MHz | dBuV/m | dBuV/m | dB | dBuV | dB/m | dB | cm | deg | 1 | 2387.42 | 37.11 | 54.00 | -16.89 | 31.41 | 30.60 | 7.75 | 32.65 | 114 | 325 | AVERAGE | <div><p>Level (dBuV/m) Date: 2025-01-20</p><p>Frequency (MHz)</p><table><tr><th></th><th>Limit</th><th>Read</th><th>Ant</th><th>Cable</th><th>Preamp</th><th>APos</th><th>TPos</th><th></th></tr><tr><th>Freq</th><th>Level</th><th>Line</th><th>Margin</th><th>Level</th><th>Factor</th><th>Loss Factor</th><th></th><th>Remark</th></tr><tr><th></th><th>MHz</th><th>dBuV/m</th><th>dBuV/m</th><th>dB</th><th>dBuV</th><th>dB/m</th><th>dB</th><th>cm</th><th>deg</th></tr><tr><td>1</td><td>2440.00</td><td>97.62</td><td>-----</td><td>-----</td><td>91.72</td><td>30.68</td><td>7.84</td><td>32.62</td><td>114</td><td>325</td><td>AVERAGE</td></tr></table></div> | | Limit | Read | Ant | Cable | Preamp | APos | TPos | | Freq | Level | Line | Margin | Level | Factor | Loss Factor | | Remark | | MHz | dBuV/m | dBuV/m | dB | dBuV | dB/m | dB | cm | deg | 1 | 2440.00 | 97.62 | ----- | ----- | 91.72 | 30.68 | 7.84 | 32.62 | 114 | 325 | AVERAGE |
| | | Limit | Read | Ant | Cable | Preamp | APos | TPos | | | | | | | | | | | | | | | | | | | | | | | | | | | | | | | | | | | | | | | | | | | | | | | | | | | | | | | | | | | | | | | | | | | | | | | | | | |
| Freq | Level | Line | Margin | Level | Factor | Loss Factor | | Remark | | | | | | | | | | | | | | | | | | | | | | | | | | | | | | | | | | | | | | | | | | | | | | | | | | | | | | | | | | | | | | | | | | | | | | | | | | |
| | MHz | dBuV/m | dBuV/m | dB | dBuV | dB/m | dB | cm | deg | | | | | | | | | | | | | | | | | | | | | | | | | | | | | | | | | | | | | | | | | | | | | | | | | | | | | | | | | | | | | | | | | | | | | | | | | |
| 1 | 2387.42 | 37.11 | 54.00 | -16.89 | 31.41 | 30.60 | 7.75 | 32.65 | 114 | 325 | AVERAGE | | | | | | | | | | | | | | | | | | | | | | | | | | | | | | | | | | | | | | | | | | | | | | | | | | | | | | | | | | | | | | | | | | | | | | | |
| | Limit | Read | Ant | Cable | Preamp | APos | TPos | | | | | | | | | | | | | | | | | | | | | | | | | | | | | | | | | | | | | | | | | | | | | | | | | | | | | | | | | | | | | | | | | | | | | | | | | | | |
| Freq | Level | Line | Margin | Level | Factor | Loss Factor | | Remark | | | | | | | | | | | | | | | | | | | | | | | | | | | | | | | | | | | | | | | | | | | | | | | | | | | | | | | | | | | | | | | | | | | | | | | | | | |
| | MHz | dBuV/m | dBuV/m | dB | dBuV | dB/m | dB | cm | deg | | | | | | | | | | | | | | | | | | | | | | | | | | | | | | | | | | | | | | | | | | | | | | | | | | | | | | | | | | | | | | | | | | | | | | | | | |
| 1 | 2440.00 | 97.62 | ----- | ----- | 91.72 | 30.68 | 7.84 | 32.62 | 114 | 325 | AVERAGE | | | | | | | | | | | | | | | | | | | | | | | | | | | | | | | | | | | | | | | | | | | | | | | | | | | | | | | | | | | | | | | | | | | | | | | |

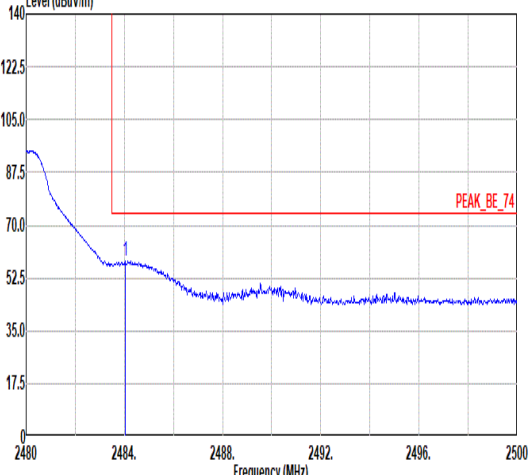
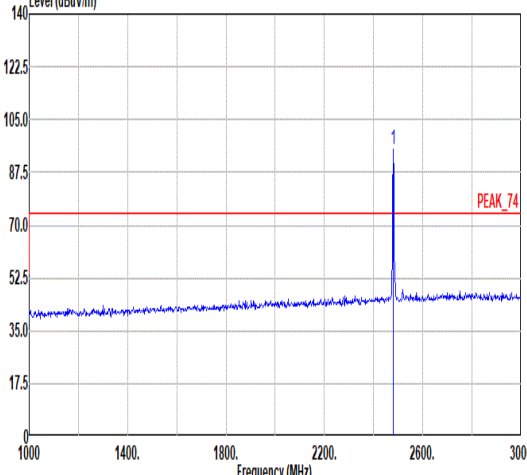
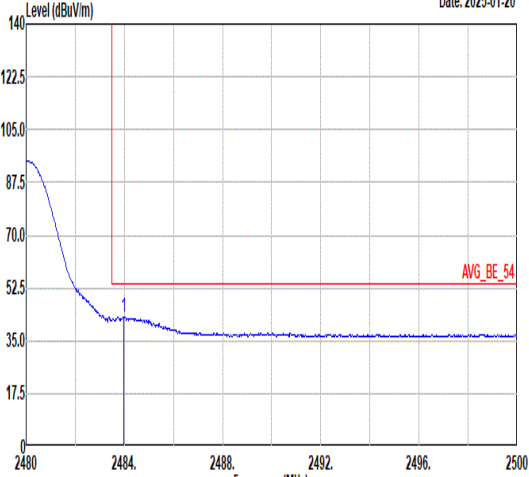
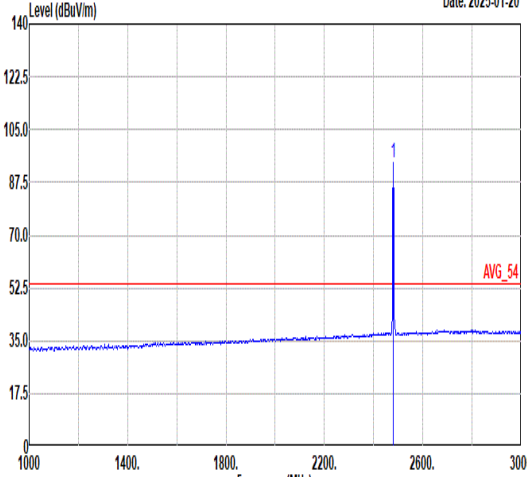


| Mode | 2 | | | | | | | | | | | | | | | | | | | | | | | | | | | | | | | | | | | | | | | | | | | | | | | | | | |
|------|--|--------|--------|--------|--------|-------|-------------|--------|------|-----|---------|--------|------|------|--|------|-------|------|--------|-------|--------|------|--------|--------|--|-----|--------|--------|----|------|------|----|----|-----|---|---------|-------|-------|--------|-------|-------|------|-------|-----|-----|---------|-------|--|--|--|--|
| | Band Edge - R | | | | | | | | | | | | | | | | | | | | | | | | | | | | | | | | | | | | | | | | | | | | | | | | | | |
| | 2400-2483.5_Bluetooth-LE_CH19_2440MHz | | | | | | | | | | | | | | | | | | | | | | | | | | | | | | | | | | | | | | | | | | | | | | | | | | |
| Pol. | Vertical | | | | | | Fundamental | | | | | | | | | | | | | | | | | | | | | | | | | | | | | | | | | | | | | | | | | | | | |
| Peak | <div><div>Level (dBuV/m)</div><div><div>Date: 2025-01-20</div><div>Frequency (MHz)</div></div><table><thead><tr><th></th><th>Limit</th><th>Read</th><th>Ant</th><th>Cable</th><th>Preamp</th><th>APos</th><th>TPos</th><th></th></tr><tr><th>Freq</th><th>Level</th><th>Line</th><th>Margin</th><th>Level</th><th>Factor</th><th>Loss</th><th>Factor</th><th>Remark</th></tr><tr><th></th><th>MHz</th><th>dBuV/m</th><th>dBuV/m</th><th>dB</th><th>dBuV</th><th>dB/m</th><th>dB</th><th>cm</th><th>deg</th></tr></thead><tbody><tr><td>1</td><td>2484.67</td><td>46.61</td><td>74.00</td><td>-27.39</td><td>40.71</td><td>30.63</td><td>7.88</td><td>32.61</td><td>114</td><td>325</td><td>PEAK</td></tr></tbody></table></div> | | | | | | | Limit | Read | Ant | Cable | Preamp | APos | TPos | | Freq | Level | Line | Margin | Level | Factor | Loss | Factor | Remark | | MHz | dBuV/m | dBuV/m | dB | dBuV | dB/m | dB | cm | deg | 1 | 2484.67 | 46.61 | 74.00 | -27.39 | 40.71 | 30.63 | 7.88 | 32.61 | 114 | 325 | PEAK | Blank | | | | |
| | Limit | Read | Ant | Cable | Preamp | APos | TPos | | | | | | | | | | | | | | | | | | | | | | | | | | | | | | | | | | | | | | | | | | | | |
| Freq | Level | Line | Margin | Level | Factor | Loss | Factor | Remark | | | | | | | | | | | | | | | | | | | | | | | | | | | | | | | | | | | | | | | | | | | |
| | MHz | dBuV/m | dBuV/m | dB | dBuV | dB/m | dB | cm | deg | | | | | | | | | | | | | | | | | | | | | | | | | | | | | | | | | | | | | | | | | | |
| 1 | 2484.67 | 46.61 | 74.00 | -27.39 | 40.71 | 30.63 | 7.88 | 32.61 | 114 | 325 | PEAK | | | | | | | | | | | | | | | | | | | | | | | | | | | | | | | | | | | | | | | | |
| Avg | <div><div>Level (dBuV/m)</div><div><div>Date: 2025-01-20</div><div>Frequency (MHz)</div></div><table><thead><tr><th></th><th>Limit</th><th>Read</th><th>Ant</th><th>Cable</th><th>Preamp</th><th>APos</th><th>TPos</th><th></th></tr><tr><th>Freq</th><th>Level</th><th>Line</th><th>Margin</th><th>Level</th><th>Factor</th><th>Loss</th><th>Factor</th><th>Remark</th></tr><tr><th></th><th>MHz</th><th>dBuV/m</th><th>dBuV/m</th><th>dB</th><th>dBuV</th><th>dB/m</th><th>dB</th><th>cm</th><th>deg</th></tr></thead><tbody><tr><td>1</td><td>2490.69</td><td>37.05</td><td>54.00</td><td>-16.95</td><td>31.15</td><td>30.62</td><td>7.88</td><td>32.60</td><td>114</td><td>325</td><td>AVERAGE</td></tr></tbody></table></div> | | | | | | | Limit | Read | Ant | Cable | Preamp | APos | TPos | | Freq | Level | Line | Margin | Level | Factor | Loss | Factor | Remark | | MHz | dBuV/m | dBuV/m | dB | dBuV | dB/m | dB | cm | deg | 1 | 2490.69 | 37.05 | 54.00 | -16.95 | 31.15 | 30.62 | 7.88 | 32.60 | 114 | 325 | AVERAGE | Blank | | | | |
| | Limit | Read | Ant | Cable | Preamp | APos | TPos | | | | | | | | | | | | | | | | | | | | | | | | | | | | | | | | | | | | | | | | | | | | |
| Freq | Level | Line | Margin | Level | Factor | Loss | Factor | Remark | | | | | | | | | | | | | | | | | | | | | | | | | | | | | | | | | | | | | | | | | | | |
| | MHz | dBuV/m | dBuV/m | dB | dBuV | dB/m | dB | cm | deg | | | | | | | | | | | | | | | | | | | | | | | | | | | | | | | | | | | | | | | | | | |
| 1 | 2490.69 | 37.05 | 54.00 | -16.95 | 31.15 | 30.62 | 7.88 | 32.60 | 114 | 325 | AVERAGE | | | | | | | | | | | | | | | | | | | | | | | | | | | | | | | | | | | | | | | | |



| Mode | 2 | | | | | | | | | | | | | | | | | | | | | | | | | | | | | | | | | | | | | | | | | | | | | | | | | | | | | | | | | | | | | | | | | | | | | | | | | | | | | | | | | | | | | | | | | | | | | | | | | | | | | | | | | | | | | | | | | | | | | | | | | | | | | | | | | | | | | | | | | | | | | | | | | | | | | | | | | | | | | | | | | | | | | | | | | | | | | | | | | |
|-------------|--|----------|--------|--------|--------|--------|--------|--------|------|-----|---------|-------|------|--------|-------|--------|------|--------|--------|-----|--------|--------|----|------|------|----|----|----|-----|---|---------|-------|-------|--------|-------|-------|-------|-------|-----|-----|------|---|---------|-------|-------|-------|-------|-------|-------|-------|-----|-----|---------|---|---------|-------|-------|--------|-------|-------|-------|-------|-----|----|------|---|---------|-------|-------|-------|-------|-------|-------|-------|-----|----|---------|---|----------|-------|-------|--------|-------|-------|-------|-------|-----|-----|------|--|--|-------|------|-----|-------|--------|------|------|--|------|-------|------|--------|-------|--------|------|--------|--------|-----|--------|--------|----|------|------|----|----|----|-----|---|---------|-------|-------|--------|-------|-------|-------|-------|-----|-----|------|---|---------|-------|-------|-------|-------|-------|-------|-------|-----|-----|---------|---|---------|-------|-------|--------|-------|-------|-------|-------|-----|----|------|---|---------|-------|-------|-------|-------|-------|-------|-------|-----|----|---------|---|----------|-------|-------|--------|-------|-------|-------|-------|-----|-----|------|
| | Harmonic | | | | | | | | | | | | | | | | | | | | | | | | | | | | | | | | | | | | | | | | | | | | | | | | | | | | | | | | | | | | | | | | | | | | | | | | | | | | | | | | | | | | | | | | | | | | | | | | | | | | | | | | | | | | | | | | | | | | | | | | | | | | | | | | | | | | | | | | | | | | | | | | | | | | | | | | | | | | | | | | | | | | | | | | | | | | | | | | | |
| | 2400-2483.5_Bluetooth-LE_CH19_2440MHz | | | | | | | | | | | | | | | | | | | | | | | | | | | | | | | | | | | | | | | | | | | | | | | | | | | | | | | | | | | | | | | | | | | | | | | | | | | | | | | | | | | | | | | | | | | | | | | | | | | | | | | | | | | | | | | | | | | | | | | | | | | | | | | | | | | | | | | | | | | | | | | | | | | | | | | | | | | | | | | | | | | | | | | | | | | | | | | | | |
| Pol. | Horizontal | Vertical | | | | | | | | | | | | | | | | | | | | | | | | | | | | | | | | | | | | | | | | | | | | | | | | | | | | | | | | | | | | | | | | | | | | | | | | | | | | | | | | | | | | | | | | | | | | | | | | | | | | | | | | | | | | | | | | | | | | | | | | | | | | | | | | | | | | | | | | | | | | | | | | | | | | | | | | | | | | | | | | | | | | | | | | | | | | | | | | |
| Peak Avg | <div><p>Level (dBuV/m) Date: 2025-01-21</p><table><tr><th></th><th>Limit</th><th>Read</th><th>Ant</th><th>Cable</th><th>Preamp</th><th>APos</th><th>TPos</th><th></th></tr><tr><th>Freq</th><th>Level</th><th>Line</th><th>Margin</th><th>Level</th><th>Factor</th><th>Loss</th><th>Factor</th><th>Remark</th></tr><tr><th>MHz</th><th>dBuV/m</th><th>dBuV/m</th><th>dB</th><th>dBuV</th><th>dB/m</th><th>dB</th><th>dB</th><th>cm</th><th>deg</th></tr><tr><td>1</td><td>4880.00</td><td>50.68</td><td>74.00</td><td>-23.32</td><td>56.85</td><td>35.36</td><td>11.10</td><td>52.63</td><td>100</td><td>338</td><td>Peak</td></tr><tr><td>2</td><td>4880.00</td><td>45.38</td><td>54.00</td><td>-8.62</td><td>51.55</td><td>35.36</td><td>11.10</td><td>52.63</td><td>100</td><td>338</td><td>Average</td></tr><tr><td>3</td><td>7320.00</td><td>52.67</td><td>74.00</td><td>-21.33</td><td>55.25</td><td>36.56</td><td>13.09</td><td>52.23</td><td>100</td><td>58</td><td>Peak</td></tr><tr><td>4</td><td>7320.00</td><td>47.31</td><td>54.00</td><td>-6.69</td><td>49.89</td><td>36.56</td><td>13.09</td><td>52.23</td><td>100</td><td>58</td><td>Average</td></tr><tr><td>5</td><td>17080.00</td><td>63.13</td><td>74.00</td><td>-10.87</td><td>55.33</td><td>42.96</td><td>17.52</td><td>52.68</td><td>100</td><td>239</td><td>Peak</td></tr></table></div> | | Limit | Read | Ant | Cable | Preamp | APos | TPos | | Freq | Level | Line | Margin | Level | Factor | Loss | Factor | Remark | MHz | dBuV/m | dBuV/m | dB | dBuV | dB/m | dB | dB | cm | deg | 1 | 4880.00 | 50.68 | 74.00 | -23.32 | 56.85 | 35.36 | 11.10 | 52.63 | 100 | 338 | Peak | 2 | 4880.00 | 45.38 | 54.00 | -8.62 | 51.55 | 35.36 | 11.10 | 52.63 | 100 | 338 | Average | 3 | 7320.00 | 52.67 | 74.00 | -21.33 | 55.25 | 36.56 | 13.09 | 52.23 | 100 | 58 | Peak | 4 | 7320.00 | 47.31 | 54.00 | -6.69 | 49.89 | 36.56 | 13.09 | 52.23 | 100 | 58 | Average | 5 | 17080.00 | 63.13 | 74.00 | -10.87 | 55.33 | 42.96 | 17.52 | 52.68 | 100 | 239 | Peak | <div><p>Level (dBuV/m) Date: 2025-01-21</p><table><tr><th></th><th>Limit</th><th>Read</th><th>Ant</th><th>Cable</th><th>Preamp</th><th>APos</th><th>TPos</th><th></th></tr><tr><th>Freq</th><th>Level</th><th>Line</th><th>Margin</th><th>Level</th><th>Factor</th><th>Loss</th><th>Factor</th><th>Remark</th></tr><tr><th>MHz</th><th>dBuV/m</th><th>dBuV/m</th><th>dB</th><th>dBuV</th><th>dB/m</th><th>dB</th><th>dB</th><th>cm</th><th>deg</th></tr><tr><td>1</td><td>4880.00</td><td>49.38</td><td>74.00</td><td>-24.62</td><td>55.55</td><td>35.36</td><td>11.10</td><td>52.63</td><td>103</td><td>276</td><td>Peak</td></tr><tr><td>2</td><td>4880.00</td><td>44.28</td><td>54.00</td><td>-9.72</td><td>50.45</td><td>35.36</td><td>11.10</td><td>52.63</td><td>103</td><td>276</td><td>Average</td></tr><tr><td>3</td><td>7320.00</td><td>54.17</td><td>74.00</td><td>-19.83</td><td>56.75</td><td>36.56</td><td>13.09</td><td>52.23</td><td>373</td><td>90</td><td>Peak</td></tr><tr><td>4</td><td>7320.00</td><td>49.37</td><td>54.00</td><td>-4.63</td><td>51.95</td><td>36.56</td><td>13.09</td><td>52.23</td><td>373</td><td>90</td><td>Average</td></tr><tr><td>5</td><td>17080.00</td><td>61.40</td><td>74.00</td><td>-12.60</td><td>53.60</td><td>42.96</td><td>17.52</td><td>52.68</td><td>109</td><td>291</td><td>Peak</td></tr></table></div> | | Limit | Read | Ant | Cable | Preamp | APos | TPos | | Freq | Level | Line | Margin | Level | Factor | Loss | Factor | Remark | MHz | dBuV/m | dBuV/m | dB | dBuV | dB/m | dB | dB | cm | deg | 1 | 4880.00 | 49.38 | 74.00 | -24.62 | 55.55 | 35.36 | 11.10 | 52.63 | 103 | 276 | Peak | 2 | 4880.00 | 44.28 | 54.00 | -9.72 | 50.45 | 35.36 | 11.10 | 52.63 | 103 | 276 | Average | 3 | 7320.00 | 54.17 | 74.00 | -19.83 | 56.75 | 36.56 | 13.09 | 52.23 | 373 | 90 | Peak | 4 | 7320.00 | 49.37 | 54.00 | -4.63 | 51.95 | 36.56 | 13.09 | 52.23 | 373 | 90 | Average | 5 | 17080.00 | 61.40 | 74.00 | -12.60 | 53.60 | 42.96 | 17.52 | 52.68 | 109 | 291 | Peak |
| | | Limit | Read | Ant | Cable | Preamp | APos | TPos | | | | | | | | | | | | | | | | | | | | | | | | | | | | | | | | | | | | | | | | | | | | | | | | | | | | | | | | | | | | | | | | | | | | | | | | | | | | | | | | | | | | | | | | | | | | | | | | | | | | | | | | | | | | | | | | | | | | | | | | | | | | | | | | | | | | | | | | | | | | | | | | | | | | | | | | | | | | | | | | | | | | | | | | | | |
| Freq | Level | Line | Margin | Level | Factor | Loss | Factor | Remark | | | | | | | | | | | | | | | | | | | | | | | | | | | | | | | | | | | | | | | | | | | | | | | | | | | | | | | | | | | | | | | | | | | | | | | | | | | | | | | | | | | | | | | | | | | | | | | | | | | | | | | | | | | | | | | | | | | | | | | | | | | | | | | | | | | | | | | | | | | | | | | | | | | | | | | | | | | | | | | | | | | | | | | | | | |
| MHz | dBuV/m | dBuV/m | dB | dBuV | dB/m | dB | dB | cm | deg | | | | | | | | | | | | | | | | | | | | | | | | | | | | | | | | | | | | | | | | | | | | | | | | | | | | | | | | | | | | | | | | | | | | | | | | | | | | | | | | | | | | | | | | | | | | | | | | | | | | | | | | | | | | | | | | | | | | | | | | | | | | | | | | | | | | | | | | | | | | | | | | | | | | | | | | | | | | | | | | | | | | | | | | | |
| 1 | 4880.00 | 50.68 | 74.00 | -23.32 | 56.85 | 35.36 | 11.10 | 52.63 | 100 | 338 | Peak | | | | | | | | | | | | | | | | | | | | | | | | | | | | | | | | | | | | | | | | | | | | | | | | | | | | | | | | | | | | | | | | | | | | | | | | | | | | | | | | | | | | | | | | | | | | | | | | | | | | | | | | | | | | | | | | | | | | | | | | | | | | | | | | | | | | | | | | | | | | | | | | | | | | | | | | | | | | | | | | | | | | | | | |
| 2 | 4880.00 | 45.38 | 54.00 | -8.62 | 51.55 | 35.36 | 11.10 | 52.63 | 100 | 338 | Average | | | | | | | | | | | | | | | | | | | | | | | | | | | | | | | | | | | | | | | | | | | | | | | | | | | | | | | | | | | | | | | | | | | | | | | | | | | | | | | | | | | | | | | | | | | | | | | | | | | | | | | | | | | | | | | | | | | | | | | | | | | | | | | | | | | | | | | | | | | | | | | | | | | | | | | | | | | | | | | | | | | | | | | |
| 3 | 7320.00 | 52.67 | 74.00 | -21.33 | 55.25 | 36.56 | 13.09 | 52.23 | 100 | 58 | Peak | | | | | | | | | | | | | | | | | | | | | | | | | | | | | | | | | | | | | | | | | | | | | | | | | | | | | | | | | | | | | | | | | | | | | | | | | | | | | | | | | | | | | | | | | | | | | | | | | | | | | | | | | | | | | | | | | | | | | | | | | | | | | | | | | | | | | | | | | | | | | | | | | | | | | | | | | | | | | | | | | | | | | | | |
| 4 | 7320.00 | 47.31 | 54.00 | -6.69 | 49.89 | 36.56 | 13.09 | 52.23 | 100 | 58 | Average | | | | | | | | | | | | | | | | | | | | | | | | | | | | | | | | | | | | | | | | | | | | | | | | | | | | | | | | | | | | | | | | | | | | | | | | | | | | | | | | | | | | | | | | | | | | | | | | | | | | | | | | | | | | | | | | | | | | | | | | | | | | | | | | | | | | | | | | | | | | | | | | | | | | | | | | | | | | | | | | | | | | | | | |
| 5 | 17080.00 | 63.13 | 74.00 | -10.87 | 55.33 | 42.96 | 17.52 | 52.68 | 100 | 239 | Peak | | | | | | | | | | | | | | | | | | | | | | | | | | | | | | | | | | | | | | | | | | | | | | | | | | | | | | | | | | | | | | | | | | | | | | | | | | | | | | | | | | | | | | | | | | | | | | | | | | | | | | | | | | | | | | | | | | | | | | | | | | | | | | | | | | | | | | | | | | | | | | | | | | | | | | | | | | | | | | | | | | | | | | | |
| | Limit | Read | Ant | Cable | Preamp | APos | TPos | | | | | | | | | | | | | | | | | | | | | | | | | | | | | | | | | | | | | | | | | | | | | | | | | | | | | | | | | | | | | | | | | | | | | | | | | | | | | | | | | | | | | | | | | | | | | | | | | | | | | | | | | | | | | | | | | | | | | | | | | | | | | | | | | | | | | | | | | | | | | | | | | | | | | | | | | | | | | | | | | | | | | | | | | | | |
| Freq | Level | Line | Margin | Level | Factor | Loss | Factor | Remark | | | | | | | | | | | | | | | | | | | | | | | | | | | | | | | | | | | | | | | | | | | | | | | | | | | | | | | | | | | | | | | | | | | | | | | | | | | | | | | | | | | | | | | | | | | | | | | | | | | | | | | | | | | | | | | | | | | | | | | | | | | | | | | | | | | | | | | | | | | | | | | | | | | | | | | | | | | | | | | | | | | | | | | | | | |
| MHz | dBuV/m | dBuV/m | dB | dBuV | dB/m | dB | dB | cm | deg | | | | | | | | | | | | | | | | | | | | | | | | | | | | | | | | | | | | | | | | | | | | | | | | | | | | | | | | | | | | | | | | | | | | | | | | | | | | | | | | | | | | | | | | | | | | | | | | | | | | | | | | | | | | | | | | | | | | | | | | | | | | | | | | | | | | | | | | | | | | | | | | | | | | | | | | | | | | | | | | | | | | | | | | | |
| 1 | 4880.00 | 49.38 | 74.00 | -24.62 | 55.55 | 35.36 | 11.10 | 52.63 | 103 | 276 | Peak | | | | | | | | | | | | | | | | | | | | | | | | | | | | | | | | | | | | | | | | | | | | | | | | | | | | | | | | | | | | | | | | | | | | | | | | | | | | | | | | | | | | | | | | | | | | | | | | | | | | | | | | | | | | | | | | | | | | | | | | | | | | | | | | | | | | | | | | | | | | | | | | | | | | | | | | | | | | | | | | | | | | | | | |
| 2 | 4880.00 | 44.28 | 54.00 | -9.72 | 50.45 | 35.36 | 11.10 | 52.63 | 103 | 276 | Average | | | | | | | | | | | | | | | | | | | | | | | | | | | | | | | | | | | | | | | | | | | | | | | | | | | | | | | | | | | | | | | | | | | | | | | | | | | | | | | | | | | | | | | | | | | | | | | | | | | | | | | | | | | | | | | | | | | | | | | | | | | | | | | | | | | | | | | | | | | | | | | | | | | | | | | | | | | | | | | | | | | | | | | |
| 3 | 7320.00 | 54.17 | 74.00 | -19.83 | 56.75 | 36.56 | 13.09 | 52.23 | 373 | 90 | Peak | | | | | | | | | | | | | | | | | | | | | | | | | | | | | | | | | | | | | | | | | | | | | | | | | | | | | | | | | | | | | | | | | | | | | | | | | | | | | | | | | | | | | | | | | | | | | | | | | | | | | | | | | | | | | | | | | | | | | | | | | | | | | | | | | | | | | | | | | | | | | | | | | | | | | | | | | | | | | | | | | | | | | | | |
| 4 | 7320.00 | 49.37 | 54.00 | -4.63 | 51.95 | 36.56 | 13.09 | 52.23 | 373 | 90 | Average | | | | | | | | | | | | | | | | | | | | | | | | | | | | | | | | | | | | | | | | | | | | | | | | | | | | | | | | | | | | | | | | | | | | | | | | | | | | | | | | | | | | | | | | | | | | | | | | | | | | | | | | | | | | | | | | | | | | | | | | | | | | | | | | | | | | | | | | | | | | | | | | | | | | | | | | | | | | | | | | | | | | | | | |
| 5 | 17080.00 | 61.40 | 74.00 | -12.60 | 53.60 | 42.96 | 17.52 | 52.68 | 109 | 291 | Peak | | | | | | | | | | | | | | | | | | | | | | | | | | | | | | | | | | | | | | | | | | | | | | | | | | | | | | | | | | | | | | | | | | | | | | | | | | | | | | | | | | | | | | | | | | | | | | | | | | | | | | | | | | | | | | | | | | | | | | | | | | | | | | | | | | | | | | | | | | | | | | | | | | | | | | | | | | | | | | | | | | | | | | | |
| | | | | | | | | | | | | | | | | | | | | | | | | | | | | | | | | | | | | | | | | | | | | | | | | | | | | | | | | | | | | | | | | | | | | | | | | | | | | | | | | | | | | | | | | | | | | | | | | | | | | | | | | | | | | | | | | | | | | | | | | | | | | | | | | | | | | | | | | | | | | | | | | | | | | | | | | | | | | | | | | | | | | | | | | | | | | | | | | | | |



| Mode | 3 | | | | | | | | | | | | | | | | | | | | | | | | | | | | | | | | | | | | | | | | | | | | | | | | | | | | | | | | | | | | | | | | | | | | | | | | | | | | | | | | | | | | | | | | | | |
|------|---|--------|--------|--------|--------|-------------|---|--------|------|-----|---------|--------|------|------|--|------|-------|------|--------|-------|--------|-------------|--|--------|--|-----|--------|--------|----|------|------|----|----|-----|---|---------|-------|-------|--------|-------|-------|------|-------|-----|-----|---------|--|--|--|--|--|--|--|-------|------|-----|-------|--------|------|------|--|------|-------|------|--------|-------|--------|-------------|--|--------|--|-----|--------|--------|----|------|------|----|----|-----|---|---------|-------|-------|-------|-------|-------|------|-------|-----|-----|
| | Band Edge | | | | | | | | | | | | | | | | | | | | | | | | | | | | | | | | | | | | | | | | | | | | | | | | | | | | | | | | | | | | | | | | | | | | | | | | | | | | | | | | | | | | | | | | | | |
| | 2400-2483.5_Bluetooth-LE_CH39_2480MHz | | | | | | | | | | | | | | | | | | | | | | | | | | | | | | | | | | | | | | | | | | | | | | | | | | | | | | | | | | | | | | | | | | | | | | | | | | | | | | | | | | | | | | | | | | |
| Pol. | Horizontal | | | | | | Fundamental | | | | | | | | | | | | | | | | | | | | | | | | | | | | | | | | | | | | | | | | | | | | | | | | | | | | | | | | | | | | | | | | | | | | | | | | | | | | | | | | | | | | |
| Peak | <div><div>Level (dBuV/m)</div><div><div>Date: 2025-01-20</div><div>PEAK_BE_74</div></div></div> | | | | | | <div><div>Level (dBuV/m)</div><div><div>Date: 2025-01-20</div><div>PEAK_74</div></div></div> | | | | | | | | | | | | | | | | | | | | | | | | | | | | | | | | | | | | | | | | | | | | | | | | | | | | | | | | | | | | | | | | | | | | | | | | | | | | | | | | | | | | |
| | <table><tr><th></th><th>Limit</th><th>Read</th><th>Ant</th><th>Cable</th><th>Preamp</th><th>APos</th><th>TPos</th><th></th></tr><tr><th>Freq</th><th>Level</th><th>Line</th><th>Margin</th><th>Level</th><th>Factor</th><th>Loss Factor</th><th></th><th>Remark</th></tr><tr><th></th><th>MHz</th><th>dBuV/m</th><th>dBuV/m</th><th>dB</th><th>dBuV</th><th>dB/m</th><th>dB</th><th>cm</th><th>deg</th></tr><tr><td>1</td><td>2484.04</td><td>58.03</td><td>74.00</td><td>-15.97</td><td>52.13</td><td>30.63</td><td>7.88</td><td>32.61</td><td>400</td><td>198</td><td>PEAK</td></tr></table> | | | | | | | Limit | Read | Ant | Cable | Preamp | APos | TPos | | Freq | Level | Line | Margin | Level | Factor | Loss Factor | | Remark | | MHz | dBuV/m | dBuV/m | dB | dBuV | dB/m | dB | cm | deg | 1 | 2484.04 | 58.03 | 74.00 | -15.97 | 52.13 | 30.63 | 7.88 | 32.61 | 400 | 198 | PEAK | <table><tr><th></th><th>Limit</th><th>Read</th><th>Ant</th><th>Cable</th><th>Preamp</th><th>APos</th><th>TPos</th><th></th></tr><tr><th>Freq</th><th>Level</th><th>Line</th><th>Margin</th><th>Level</th><th>Factor</th><th>Loss Factor</th><th></th><th>Remark</th></tr><tr><th></th><th>MHz</th><th>dBuV/m</th><th>dBuV/m</th><th>dB</th><th>dBuV</th><th>dB/m</th><th>dB</th><th>cm</th><th>deg</th></tr><tr><td>1</td><td>2480.00</td><td>94.95</td><td>-----</td><td>-----</td><td>89.05</td><td>30.64</td><td>7.87</td><td>32.61</td><td>400</td><td>198</td><td>PEAK</td></tr></table> | | | | | | | Limit | Read | Ant | Cable | Preamp | APos | TPos | | Freq | Level | Line | Margin | Level | Factor | Loss Factor | | Remark | | MHz | dBuV/m | dBuV/m | dB | dBuV | dB/m | dB | cm | deg | 1 | 2480.00 | 94.95 | ----- | ----- | 89.05 | 30.64 | 7.87 | 32.61 | 400 | 198 |
| | Limit | Read | Ant | Cable | Preamp | APos | TPos | | | | | | | | | | | | | | | | | | | | | | | | | | | | | | | | | | | | | | | | | | | | | | | | | | | | | | | | | | | | | | | | | | | | | | | | | | | | | | | | | | | | |
| Freq | Level | Line | Margin | Level | Factor | Loss Factor | | Remark | | | | | | | | | | | | | | | | | | | | | | | | | | | | | | | | | | | | | | | | | | | | | | | | | | | | | | | | | | | | | | | | | | | | | | | | | | | | | | | | | | | |
| | MHz | dBuV/m | dBuV/m | dB | dBuV | dB/m | dB | cm | deg | | | | | | | | | | | | | | | | | | | | | | | | | | | | | | | | | | | | | | | | | | | | | | | | | | | | | | | | | | | | | | | | | | | | | | | | | | | | | | | | | | |
| 1 | 2484.04 | 58.03 | 74.00 | -15.97 | 52.13 | 30.63 | 7.88 | 32.61 | 400 | 198 | PEAK | | | | | | | | | | | | | | | | | | | | | | | | | | | | | | | | | | | | | | | | | | | | | | | | | | | | | | | | | | | | | | | | | | | | | | | | | | | | | | | | |
| | Limit | Read | Ant | Cable | Preamp | APos | TPos | | | | | | | | | | | | | | | | | | | | | | | | | | | | | | | | | | | | | | | | | | | | | | | | | | | | | | | | | | | | | | | | | | | | | | | | | | | | | | | | | | | | |
| Freq | Level | Line | Margin | Level | Factor | Loss Factor | | Remark | | | | | | | | | | | | | | | | | | | | | | | | | | | | | | | | | | | | | | | | | | | | | | | | | | | | | | | | | | | | | | | | | | | | | | | | | | | | | | | | | | | |
| | MHz | dBuV/m | dBuV/m | dB | dBuV | dB/m | dB | cm | deg | | | | | | | | | | | | | | | | | | | | | | | | | | | | | | | | | | | | | | | | | | | | | | | | | | | | | | | | | | | | | | | | | | | | | | | | | | | | | | | | | | |
| 1 | 2480.00 | 94.95 | ----- | ----- | 89.05 | 30.64 | 7.87 | 32.61 | 400 | 198 | PEAK | | | | | | | | | | | | | | | | | | | | | | | | | | | | | | | | | | | | | | | | | | | | | | | | | | | | | | | | | | | | | | | | | | | | | | | | | | | | | | | | |
| Avg | <div><div>Level (dBuV/m)</div><div><div>Date: 2025-01-20</div><div>AVG_BE_54</div></div></div> | | | | | | <div><div>Level (dBuV/m)</div><div><div>Date: 2025-01-20</div><div>AVG_54</div></div></div> | | | | | | | | | | | | | | | | | | | | | | | | | | | | | | | | | | | | | | | | | | | | | | | | | | | | | | | | | | | | | | | | | | | | | | | | | | | | | | | | | | | | |
| | <table><tr><th></th><th>Limit</th><th>Read</th><th>Ant</th><th>Cable</th><th>Preamp</th><th>APos</th><th>TPos</th><th></th></tr><tr><th>Freq</th><th>Level</th><th>Line</th><th>Margin</th><th>Level</th><th>Factor</th><th>Loss Factor</th><th></th><th>Remark</th></tr><tr><th></th><th>MHz</th><th>dBuV/m</th><th>dBuV/m</th><th>dB</th><th>dBuV</th><th>dB/m</th><th>dB</th><th>cm</th><th>deg</th></tr><tr><td>1</td><td>2483.98</td><td>43.02</td><td>54.00</td><td>-10.98</td><td>37.12</td><td>30.63</td><td>7.88</td><td>32.61</td><td>400</td><td>198</td><td>AVERAGE</td></tr></table> | | | | | | | Limit | Read | Ant | Cable | Preamp | APos | TPos | | Freq | Level | Line | Margin | Level | Factor | Loss Factor | | Remark | | MHz | dBuV/m | dBuV/m | dB | dBuV | dB/m | dB | cm | deg | 1 | 2483.98 | 43.02 | 54.00 | -10.98 | 37.12 | 30.63 | 7.88 | 32.61 | 400 | 198 | AVERAGE | <table><tr><th></th><th>Limit</th><th>Read</th><th>Ant</th><th>Cable</th><th>Preamp</th><th>APos</th><th>TPos</th><th></th></tr><tr><th>Freq</th><th>Level</th><th>Line</th><th>Margin</th><th>Level</th><th>Factor</th><th>Loss Factor</th><th></th><th>Remark</th></tr><tr><th></th><th>MHz</th><th>dBuV/m</th><th>dBuV/m</th><th>dB</th><th>dBuV</th><th>dB/m</th><th>dB</th><th>cm</th><th>deg</th></tr><tr><td>1</td><td>2480.00</td><td>94.15</td><td>-----</td><td>-----</td><td>88.25</td><td>30.64</td><td>7.87</td><td>32.61</td><td>400</td><td>198</td><td>AVERAGE</td></tr></table> | | | | | | | Limit | Read | Ant | Cable | Preamp | APos | TPos | | Freq | Level | Line | Margin | Level | Factor | Loss Factor | | Remark | | MHz | dBuV/m | dBuV/m | dB | dBuV | dB/m | dB | cm | deg | 1 | 2480.00 | 94.15 | ----- | ----- | 88.25 | 30.64 | 7.87 | 32.61 | 400 | 198 |
| | Limit | Read | Ant | Cable | Preamp | APos | TPos | | | | | | | | | | | | | | | | | | | | | | | | | | | | | | | | | | | | | | | | | | | | | | | | | | | | | | | | | | | | | | | | | | | | | | | | | | | | | | | | | | | | |
| Freq | Level | Line | Margin | Level | Factor | Loss Factor | | Remark | | | | | | | | | | | | | | | | | | | | | | | | | | | | | | | | | | | | | | | | | | | | | | | | | | | | | | | | | | | | | | | | | | | | | | | | | | | | | | | | | | | |
| | MHz | dBuV/m | dBuV/m | dB | dBuV | dB/m | dB | cm | deg | | | | | | | | | | | | | | | | | | | | | | | | | | | | | | | | | | | | | | | | | | | | | | | | | | | | | | | | | | | | | | | | | | | | | | | | | | | | | | | | | | |
| 1 | 2483.98 | 43.02 | 54.00 | -10.98 | 37.12 | 30.63 | 7.88 | 32.61 | 400 | 198 | AVERAGE | | | | | | | | | | | | | | | | | | | | | | | | | | | | | | | | | | | | | | | | | | | | | | | | | | | | | | | | | | | | | | | | | | | | | | | | | | | | | | | | |
| | Limit | Read | Ant | Cable | Preamp | APos | TPos | | | | | | | | | | | | | | | | | | | | | | | | | | | | | | | | | | | | | | | | | | | | | | | | | | | | | | | | | | | | | | | | | | | | | | | | | | | | | | | | | | | | |
| Freq | Level | Line | Margin | Level | Factor | Loss Factor | | Remark | | | | | | | | | | | | | | | | | | | | | | | | | | | | | | | | | | | | | | | | | | | | | | | | | | | | | | | | | | | | | | | | | | | | | | | | | | | | | | | | | | | |
| | MHz | dBuV/m | dBuV/m | dB | dBuV | dB/m | dB | cm | deg | | | | | | | | | | | | | | | | | | | | | | | | | | | | | | | | | | | | | | | | | | | | | | | | | | | | | | | | | | | | | | | | | | | | | | | | | | | | | | | | | | |
| 1 | 2480.00 | 94.15 | ----- | ----- | 88.25 | 30.64 | 7.87 | 32.61 | 400 | 198 | AVERAGE | | | | | | | | | | | | | | | | | | | | | | | | | | | | | | | | | | | | | | | | | | | | | | | | | | | | | | | | | | | | | | | | | | | | | | | | | | | | | | | | |

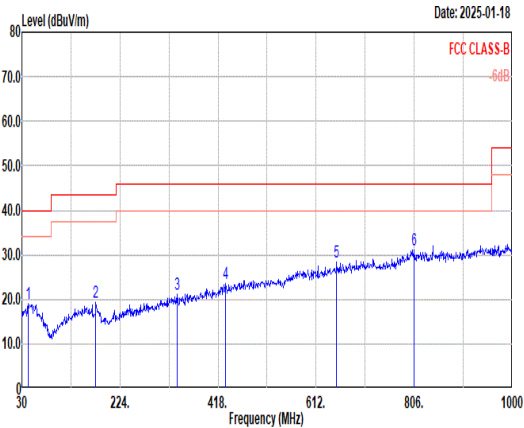
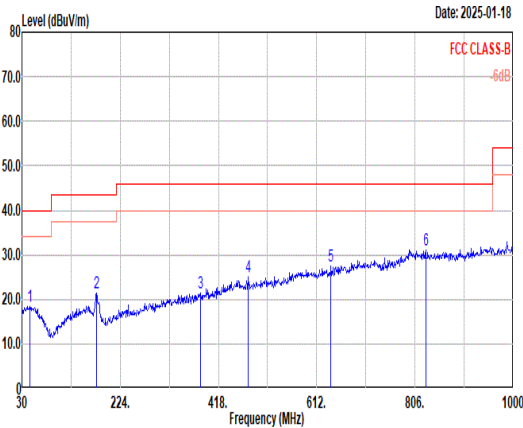


| Mode | 3 | | | | | | | | | | | | | | | | | | | | | | | | | | | | | | | | | | | | | | | | | | | | | | | | | | | | | | | | | | | | | | | | | | | | | | | | | | | | | | | | | | | | | | | | | | |
|------|--|--------|--------|--------|--------|--------|--------|--------|-----|----|-------------|-------|------|-----|-------|--------|------|------|--|------|-------|------|--------|-------|--------|------|--------|--------|--|-----|--------|--------|----|------|------|----|----|-----|---|---------|-------|-------|--------|-------|-------|------|-------|-----|----|---------|---|--|-------|------|-----|-------|--------|------|------|--|------|-------|------|--------|-------|--------|------|--------|--------|--|-----|--------|--------|----|------|------|----|----|-----|---|---------|-------|-------|-------|-------|-------|------|-------|-----|----|---------|
| | Band Edge | | | | | | | | | | | | | | | | | | | | | | | | | | | | | | | | | | | | | | | | | | | | | | | | | | | | | | | | | | | | | | | | | | | | | | | | | | | | | | | | | | | | | | | | | | |
| | 2400-2483.5_Bluetooth-LE_CH39_2480MHz | | | | | | | | | | | | | | | | | | | | | | | | | | | | | | | | | | | | | | | | | | | | | | | | | | | | | | | | | | | | | | | | | | | | | | | | | | | | | | | | | | | | | | | | | | |
| Pol. | Vertical | | | | | | | | | | Fundamental | | | | | | | | | | | | | | | | | | | | | | | | | | | | | | | | | | | | | | | | | | | | | | | | | | | | | | | | | | | | | | | | | | | | | | | | | | | | | | | | |
| Peak | <div><p>Level (dBuV/m) Date: 2025-01-20</p><p>PEAK_BE_74</p><table><tr><th></th><th>Limit</th><th>Read</th><th>Ant</th><th>Cable</th><th>Preamp</th><th>APos</th><th>TPos</th><th></th></tr><tr><th>Freq</th><th>Level</th><th>Line</th><th>Margin</th><th>Level</th><th>Factor</th><th>Loss</th><th>Factor</th><th>Remark</th></tr><tr><th></th><th>MHz</th><th>dBuV/m</th><th>dBuV/m</th><th>dB</th><th>dBuV</th><th>dB/m</th><th>dB</th><th>cm</th><th>deg</th></tr><tr><td>1</td><td>2484.12</td><td>61.96</td><td>74.00</td><td>-12.04</td><td>56.06</td><td>30.63</td><td>7.88</td><td>32.61</td><td>100</td><td>21</td><td>PEAK</td></tr></table></div> | | | | | | | | | | | Limit | Read | Ant | Cable | Preamp | APos | TPos | | Freq | Level | Line | Margin | Level | Factor | Loss | Factor | Remark | | MHz | dBuV/m | dBuV/m | dB | dBuV | dB/m | dB | cm | deg | 1 | 2484.12 | 61.96 | 74.00 | -12.04 | 56.06 | 30.63 | 7.88 | 32.61 | 100 | 21 | PEAK | <div><p>Level (dBuV/m) Date: 2025-01-20</p><p>PEAK_74</p><table><tr><th></th><th>Limit</th><th>Read</th><th>Ant</th><th>Cable</th><th>Preamp</th><th>APos</th><th>TPos</th><th></th></tr><tr><th>Freq</th><th>Level</th><th>Line</th><th>Margin</th><th>Level</th><th>Factor</th><th>Loss</th><th>Factor</th><th>Remark</th></tr><tr><th></th><th>MHz</th><th>dBuV/m</th><th>dBuV/m</th><th>dB</th><th>dBuV</th><th>dB/m</th><th>dB</th><th>cm</th><th>deg</th></tr><tr><td>1</td><td>2480.00</td><td>97.66</td><td>-----</td><td>-----</td><td>91.76</td><td>30.64</td><td>7.87</td><td>32.61</td><td>100</td><td>21</td><td>PEAK</td></tr></table></div> | | Limit | Read | Ant | Cable | Preamp | APos | TPos | | Freq | Level | Line | Margin | Level | Factor | Loss | Factor | Remark | | MHz | dBuV/m | dBuV/m | dB | dBuV | dB/m | dB | cm | deg | 1 | 2480.00 | 97.66 | ----- | ----- | 91.76 | 30.64 | 7.87 | 32.61 | 100 | 21 | PEAK |
| | | Limit | Read | Ant | Cable | Preamp | APos | TPos | | | | | | | | | | | | | | | | | | | | | | | | | | | | | | | | | | | | | | | | | | | | | | | | | | | | | | | | | | | | | | | | | | | | | | | | | | | | | | | | | | | |
| Freq | Level | Line | Margin | Level | Factor | Loss | Factor | Remark | | | | | | | | | | | | | | | | | | | | | | | | | | | | | | | | | | | | | | | | | | | | | | | | | | | | | | | | | | | | | | | | | | | | | | | | | | | | | | | | | | | |
| | MHz | dBuV/m | dBuV/m | dB | dBuV | dB/m | dB | cm | deg | | | | | | | | | | | | | | | | | | | | | | | | | | | | | | | | | | | | | | | | | | | | | | | | | | | | | | | | | | | | | | | | | | | | | | | | | | | | | | | | | | |
| 1 | 2484.12 | 61.96 | 74.00 | -12.04 | 56.06 | 30.63 | 7.88 | 32.61 | 100 | 21 | PEAK | | | | | | | | | | | | | | | | | | | | | | | | | | | | | | | | | | | | | | | | | | | | | | | | | | | | | | | | | | | | | | | | | | | | | | | | | | | | | | | | |
| | Limit | Read | Ant | Cable | Preamp | APos | TPos | | | | | | | | | | | | | | | | | | | | | | | | | | | | | | | | | | | | | | | | | | | | | | | | | | | | | | | | | | | | | | | | | | | | | | | | | | | | | | | | | | | | |
| Freq | Level | Line | Margin | Level | Factor | Loss | Factor | Remark | | | | | | | | | | | | | | | | | | | | | | | | | | | | | | | | | | | | | | | | | | | | | | | | | | | | | | | | | | | | | | | | | | | | | | | | | | | | | | | | | | | |
| | MHz | dBuV/m | dBuV/m | dB | dBuV | dB/m | dB | cm | deg | | | | | | | | | | | | | | | | | | | | | | | | | | | | | | | | | | | | | | | | | | | | | | | | | | | | | | | | | | | | | | | | | | | | | | | | | | | | | | | | | | |
| 1 | 2480.00 | 97.66 | ----- | ----- | 91.76 | 30.64 | 7.87 | 32.61 | 100 | 21 | PEAK | | | | | | | | | | | | | | | | | | | | | | | | | | | | | | | | | | | | | | | | | | | | | | | | | | | | | | | | | | | | | | | | | | | | | | | | | | | | | | | | |
| Avg | <div><p>Level (dBuV/m) Date: 2025-01-20</p><p>AVG_BE_54</p><table><tr><th></th><th>Limit</th><th>Read</th><th>Ant</th><th>Cable</th><th>Preamp</th><th>APos</th><th>TPos</th><th></th></tr><tr><th>Freq</th><th>Level</th><th>Line</th><th>Margin</th><th>Level</th><th>Factor</th><th>Loss</th><th>Factor</th><th>Remark</th></tr><tr><th></th><th>MHz</th><th>dBuV/m</th><th>dBuV/m</th><th>dB</th><th>dBuV</th><th>dB/m</th><th>dB</th><th>cm</th><th>deg</th></tr><tr><td>1</td><td>2483.82</td><td>46.32</td><td>54.00</td><td>-7.68</td><td>40.42</td><td>30.63</td><td>7.88</td><td>32.61</td><td>100</td><td>21</td><td>AVERAGE</td></tr></table></div> | | | | | | | | | | | Limit | Read | Ant | Cable | Preamp | APos | TPos | | Freq | Level | Line | Margin | Level | Factor | Loss | Factor | Remark | | MHz | dBuV/m | dBuV/m | dB | dBuV | dB/m | dB | cm | deg | 1 | 2483.82 | 46.32 | 54.00 | -7.68 | 40.42 | 30.63 | 7.88 | 32.61 | 100 | 21 | AVERAGE | <div><p>Level (dBuV/m) Date: 2025-01-20</p><p>AVG_54</p><table><tr><th></th><th>Limit</th><th>Read</th><th>Ant</th><th>Cable</th><th>Preamp</th><th>APos</th><th>TPos</th><th></th></tr><tr><th>Freq</th><th>Level</th><th>Line</th><th>Margin</th><th>Level</th><th>Factor</th><th>Loss</th><th>Factor</th><th>Remark</th></tr><tr><th></th><th>MHz</th><th>dBuV/m</th><th>dBuV/m</th><th>dB</th><th>dBuV</th><th>dB/m</th><th>dB</th><th>cm</th><th>deg</th></tr><tr><td>1</td><td>2480.00</td><td>97.10</td><td>-----</td><td>-----</td><td>91.20</td><td>30.64</td><td>7.87</td><td>32.61</td><td>100</td><td>21</td><td>AVERAGE</td></tr></table></div> | | Limit | Read | Ant | Cable | Preamp | APos | TPos | | Freq | Level | Line | Margin | Level | Factor | Loss | Factor | Remark | | MHz | dBuV/m | dBuV/m | dB | dBuV | dB/m | dB | cm | deg | 1 | 2480.00 | 97.10 | ----- | ----- | 91.20 | 30.64 | 7.87 | 32.61 | 100 | 21 | AVERAGE |
| | | Limit | Read | Ant | Cable | Preamp | APos | TPos | | | | | | | | | | | | | | | | | | | | | | | | | | | | | | | | | | | | | | | | | | | | | | | | | | | | | | | | | | | | | | | | | | | | | | | | | | | | | | | | | | | |
| Freq | Level | Line | Margin | Level | Factor | Loss | Factor | Remark | | | | | | | | | | | | | | | | | | | | | | | | | | | | | | | | | | | | | | | | | | | | | | | | | | | | | | | | | | | | | | | | | | | | | | | | | | | | | | | | | | | |
| | MHz | dBuV/m | dBuV/m | dB | dBuV | dB/m | dB | cm | deg | | | | | | | | | | | | | | | | | | | | | | | | | | | | | | | | | | | | | | | | | | | | | | | | | | | | | | | | | | | | | | | | | | | | | | | | | | | | | | | | | | |
| 1 | 2483.82 | 46.32 | 54.00 | -7.68 | 40.42 | 30.63 | 7.88 | 32.61 | 100 | 21 | AVERAGE | | | | | | | | | | | | | | | | | | | | | | | | | | | | | | | | | | | | | | | | | | | | | | | | | | | | | | | | | | | | | | | | | | | | | | | | | | | | | | | | |
| | Limit | Read | Ant | Cable | Preamp | APos | TPos | | | | | | | | | | | | | | | | | | | | | | | | | | | | | | | | | | | | | | | | | | | | | | | | | | | | | | | | | | | | | | | | | | | | | | | | | | | | | | | | | | | | |
| Freq | Level | Line | Margin | Level | Factor | Loss | Factor | Remark | | | | | | | | | | | | | | | | | | | | | | | | | | | | | | | | | | | | | | | | | | | | | | | | | | | | | | | | | | | | | | | | | | | | | | | | | | | | | | | | | | | |
| | MHz | dBuV/m | dBuV/m | dB | dBuV | dB/m | dB | cm | deg | | | | | | | | | | | | | | | | | | | | | | | | | | | | | | | | | | | | | | | | | | | | | | | | | | | | | | | | | | | | | | | | | | | | | | | | | | | | | | | | | | |
| 1 | 2480.00 | 97.10 | ----- | ----- | 91.20 | 30.64 | 7.87 | 32.61 | 100 | 21 | AVERAGE | | | | | | | | | | | | | | | | | | | | | | | | | | | | | | | | | | | | | | | | | | | | | | | | | | | | | | | | | | | | | | | | | | | | | | | | | | | | | | | | |



| Mode | 3 | | | | | | | | | | | | | | | | | | | | | | | | | | | | | | | | | | | | | | | | | | | | | | | | | | | | | | | | | | | | | | | | | | | | | | | | | | | | | | | | | | | | | | | | | | | | | | | | | | | | | | | | | | | | | | | | | | | | | | | | | | | | | | | | | | | | | | | | | | | | | | | | | | | | | | | | | | | | | | | | | | | | | | | | | | | | | | | | | |
|-----------------|---|----------|--------|--------|--------|--------|--------|--------|------|-----|---------|-------|------|--------|-------|--------|------|--------|--------|-----|--------|--------|----|------|------|----|----|----|-----|---|---------|-------|-------|--------|-------|-------|-------|-------|-----|-----|------|---|---------|-------|-------|-------|-------|-------|-------|-------|-----|-----|---------|---|---------|-------|-------|--------|-------|-------|-------|-------|-----|----|------|---|---------|-------|-------|-------|-------|-------|-------|-------|-----|----|---------|---|----------|-------|-------|--------|-------|-------|-------|-------|-----|-----|------|---|--|-------|------|-----|-------|--------|------|------|--|------|-------|------|--------|-------|--------|------|--------|--------|-----|--------|--------|----|------|------|----|----|----|-----|---|---------|-------|-------|--------|-------|-------|-------|-------|-----|-----|------|---|---------|-------|-------|-------|-------|-------|-------|-------|-----|-----|---------|---|---------|-------|-------|--------|-------|-------|-------|-------|-----|----|------|---|---------|-------|-------|-------|-------|-------|-------|-------|-----|----|---------|---|----------|-------|-------|--------|-------|-------|-------|-------|-----|-----|------|
| | Harmonic | | | | | | | | | | | | | | | | | | | | | | | | | | | | | | | | | | | | | | | | | | | | | | | | | | | | | | | | | | | | | | | | | | | | | | | | | | | | | | | | | | | | | | | | | | | | | | | | | | | | | | | | | | | | | | | | | | | | | | | | | | | | | | | | | | | | | | | | | | | | | | | | | | | | | | | | | | | | | | | | | | | | | | | | | | | | | | | | | |
| | 2400-2483.5_Bluetooth-LE_CH39_2480MHz | | | | | | | | | | | | | | | | | | | | | | | | | | | | | | | | | | | | | | | | | | | | | | | | | | | | | | | | | | | | | | | | | | | | | | | | | | | | | | | | | | | | | | | | | | | | | | | | | | | | | | | | | | | | | | | | | | | | | | | | | | | | | | | | | | | | | | | | | | | | | | | | | | | | | | | | | | | | | | | | | | | | | | | | | | | | | | | | | |
| Pol. | Horizontal | Vertical | | | | | | | | | | | | | | | | | | | | | | | | | | | | | | | | | | | | | | | | | | | | | | | | | | | | | | | | | | | | | | | | | | | | | | | | | | | | | | | | | | | | | | | | | | | | | | | | | | | | | | | | | | | | | | | | | | | | | | | | | | | | | | | | | | | | | | | | | | | | | | | | | | | | | | | | | | | | | | | | | | | | | | | | | | | | | | | | |
| Peak Avg | <div><p>Level (dBuV/m) Date: 2025-01-21</p><p>Frequency (MHz)</p><table><tr><th></th><th>Limit</th><th>Read</th><th>Ant</th><th>Cable</th><th>Preamp</th><th>APos</th><th>TPos</th><th></th></tr><tr><th>Freq</th><th>Level</th><th>Line</th><th>Margin</th><th>Level</th><th>Factor</th><th>Loss</th><th>Factor</th><th>Remark</th></tr><tr><th>MHz</th><th>dBuV/m</th><th>dBuV/m</th><th>dB</th><th>dBuV</th><th>dB/m</th><th>dB</th><th>dB</th><th>cm</th><th>deg</th></tr><tr><td>1</td><td>4960.00</td><td>51.78</td><td>74.00</td><td>-22.22</td><td>57.60</td><td>35.72</td><td>11.14</td><td>52.68</td><td>100</td><td>313</td><td>Peak</td></tr><tr><td>2</td><td>4960.00</td><td>47.58</td><td>54.00</td><td>-6.42</td><td>53.40</td><td>35.72</td><td>11.14</td><td>52.68</td><td>100</td><td>313</td><td>Average</td></tr><tr><td>3</td><td>7440.00</td><td>51.86</td><td>74.00</td><td>-22.14</td><td>54.57</td><td>36.60</td><td>12.97</td><td>52.28</td><td>100</td><td>31</td><td>Peak</td></tr><tr><td>4</td><td>7440.00</td><td>46.26</td><td>54.00</td><td>-7.74</td><td>48.97</td><td>36.60</td><td>12.97</td><td>52.28</td><td>100</td><td>31</td><td>Average</td></tr><tr><td>5</td><td>17360.00</td><td>60.62</td><td>74.00</td><td>-13.38</td><td>54.07</td><td>42.24</td><td>17.60</td><td>53.29</td><td>100</td><td>236</td><td>Peak</td></tr></table></div> | | Limit | Read | Ant | Cable | Preamp | APos | TPos | | Freq | Level | Line | Margin | Level | Factor | Loss | Factor | Remark | MHz | dBuV/m | dBuV/m | dB | dBuV | dB/m | dB | dB | cm | deg | 1 | 4960.00 | 51.78 | 74.00 | -22.22 | 57.60 | 35.72 | 11.14 | 52.68 | 100 | 313 | Peak | 2 | 4960.00 | 47.58 | 54.00 | -6.42 | 53.40 | 35.72 | 11.14 | 52.68 | 100 | 313 | Average | 3 | 7440.00 | 51.86 | 74.00 | -22.14 | 54.57 | 36.60 | 12.97 | 52.28 | 100 | 31 | Peak | 4 | 7440.00 | 46.26 | 54.00 | -7.74 | 48.97 | 36.60 | 12.97 | 52.28 | 100 | 31 | Average | 5 | 17360.00 | 60.62 | 74.00 | -13.38 | 54.07 | 42.24 | 17.60 | 53.29 | 100 | 236 | Peak | <div><p>Level (dBuV/m) Date: 2025-01-21</p><p>Frequency (MHz)</p><table><tr><th></th><th>Limit</th><th>Read</th><th>Ant</th><th>Cable</th><th>Preamp</th><th>APos</th><th>TPos</th><th></th></tr><tr><th>Freq</th><th>Level</th><th>Line</th><th>Margin</th><th>Level</th><th>Factor</th><th>Loss</th><th>Factor</th><th>Remark</th></tr><tr><th>MHz</th><th>dBuV/m</th><th>dBuV/m</th><th>dB</th><th>dBuV</th><th>dB/m</th><th>dB</th><th>dB</th><th>cm</th><th>deg</th></tr><tr><td>1</td><td>4960.00</td><td>52.34</td><td>74.00</td><td>-21.66</td><td>58.16</td><td>35.72</td><td>11.14</td><td>52.68</td><td>394</td><td>260</td><td>Peak</td></tr><tr><td>2</td><td>4960.00</td><td>47.64</td><td>54.00</td><td>-6.36</td><td>53.46</td><td>35.72</td><td>11.14</td><td>52.68</td><td>394</td><td>260</td><td>Average</td></tr><tr><td>3</td><td>7440.00</td><td>53.66</td><td>74.00</td><td>-20.34</td><td>56.37</td><td>36.60</td><td>12.97</td><td>52.28</td><td>390</td><td>82</td><td>Peak</td></tr><tr><td>4</td><td>7440.00</td><td>49.19</td><td>54.00</td><td>-4.81</td><td>51.90</td><td>36.60</td><td>12.97</td><td>52.28</td><td>390</td><td>82</td><td>Average</td></tr><tr><td>5</td><td>17360.00</td><td>62.19</td><td>74.00</td><td>-11.81</td><td>55.64</td><td>42.24</td><td>17.60</td><td>53.29</td><td>107</td><td>284</td><td>Peak</td></tr></table></div> | | Limit | Read | Ant | Cable | Preamp | APos | TPos | | Freq | Level | Line | Margin | Level | Factor | Loss | Factor | Remark | MHz | dBuV/m | dBuV/m | dB | dBuV | dB/m | dB | dB | cm | deg | 1 | 4960.00 | 52.34 | 74.00 | -21.66 | 58.16 | 35.72 | 11.14 | 52.68 | 394 | 260 | Peak | 2 | 4960.00 | 47.64 | 54.00 | -6.36 | 53.46 | 35.72 | 11.14 | 52.68 | 394 | 260 | Average | 3 | 7440.00 | 53.66 | 74.00 | -20.34 | 56.37 | 36.60 | 12.97 | 52.28 | 390 | 82 | Peak | 4 | 7440.00 | 49.19 | 54.00 | -4.81 | 51.90 | 36.60 | 12.97 | 52.28 | 390 | 82 | Average | 5 | 17360.00 | 62.19 | 74.00 | -11.81 | 55.64 | 42.24 | 17.60 | 53.29 | 107 | 284 | Peak |
| | | Limit | Read | Ant | Cable | Preamp | APos | TPos | | | | | | | | | | | | | | | | | | | | | | | | | | | | | | | | | | | | | | | | | | | | | | | | | | | | | | | | | | | | | | | | | | | | | | | | | | | | | | | | | | | | | | | | | | | | | | | | | | | | | | | | | | | | | | | | | | | | | | | | | | | | | | | | | | | | | | | | | | | | | | | | | | | | | | | | | | | | | | | | | | | | | | | | | | |
| Freq | Level | Line | Margin | Level | Factor | Loss | Factor | Remark | | | | | | | | | | | | | | | | | | | | | | | | | | | | | | | | | | | | | | | | | | | | | | | | | | | | | | | | | | | | | | | | | | | | | | | | | | | | | | | | | | | | | | | | | | | | | | | | | | | | | | | | | | | | | | | | | | | | | | | | | | | | | | | | | | | | | | | | | | | | | | | | | | | | | | | | | | | | | | | | | | | | | | | | | | |
| MHz | dBuV/m | dBuV/m | dB | dBuV | dB/m | dB | dB | cm | deg | | | | | | | | | | | | | | | | | | | | | | | | | | | | | | | | | | | | | | | | | | | | | | | | | | | | | | | | | | | | | | | | | | | | | | | | | | | | | | | | | | | | | | | | | | | | | | | | | | | | | | | | | | | | | | | | | | | | | | | | | | | | | | | | | | | | | | | | | | | | | | | | | | | | | | | | | | | | | | | | | | | | | | | | | |
| 1 | 4960.00 | 51.78 | 74.00 | -22.22 | 57.60 | 35.72 | 11.14 | 52.68 | 100 | 313 | Peak | | | | | | | | | | | | | | | | | | | | | | | | | | | | | | | | | | | | | | | | | | | | | | | | | | | | | | | | | | | | | | | | | | | | | | | | | | | | | | | | | | | | | | | | | | | | | | | | | | | | | | | | | | | | | | | | | | | | | | | | | | | | | | | | | | | | | | | | | | | | | | | | | | | | | | | | | | | | | | | | | | | | | | | |
| 2 | 4960.00 | 47.58 | 54.00 | -6.42 | 53.40 | 35.72 | 11.14 | 52.68 | 100 | 313 | Average | | | | | | | | | | | | | | | | | | | | | | | | | | | | | | | | | | | | | | | | | | | | | | | | | | | | | | | | | | | | | | | | | | | | | | | | | | | | | | | | | | | | | | | | | | | | | | | | | | | | | | | | | | | | | | | | | | | | | | | | | | | | | | | | | | | | | | | | | | | | | | | | | | | | | | | | | | | | | | | | | | | | | | | |
| 3 | 7440.00 | 51.86 | 74.00 | -22.14 | 54.57 | 36.60 | 12.97 | 52.28 | 100 | 31 | Peak | | | | | | | | | | | | | | | | | | | | | | | | | | | | | | | | | | | | | | | | | | | | | | | | | | | | | | | | | | | | | | | | | | | | | | | | | | | | | | | | | | | | | | | | | | | | | | | | | | | | | | | | | | | | | | | | | | | | | | | | | | | | | | | | | | | | | | | | | | | | | | | | | | | | | | | | | | | | | | | | | | | | | | | |
| 4 | 7440.00 | 46.26 | 54.00 | -7.74 | 48.97 | 36.60 | 12.97 | 52.28 | 100 | 31 | Average | | | | | | | | | | | | | | | | | | | | | | | | | | | | | | | | | | | | | | | | | | | | | | | | | | | | | | | | | | | | | | | | | | | | | | | | | | | | | | | | | | | | | | | | | | | | | | | | | | | | | | | | | | | | | | | | | | | | | | | | | | | | | | | | | | | | | | | | | | | | | | | | | | | | | | | | | | | | | | | | | | | | | | | |
| 5 | 17360.00 | 60.62 | 74.00 | -13.38 | 54.07 | 42.24 | 17.60 | 53.29 | 100 | 236 | Peak | | | | | | | | | | | | | | | | | | | | | | | | | | | | | | | | | | | | | | | | | | | | | | | | | | | | | | | | | | | | | | | | | | | | | | | | | | | | | | | | | | | | | | | | | | | | | | | | | | | | | | | | | | | | | | | | | | | | | | | | | | | | | | | | | | | | | | | | | | | | | | | | | | | | | | | | | | | | | | | | | | | | | | | |
| | Limit | Read | Ant | Cable | Preamp | APos | TPos | | | | | | | | | | | | | | | | | | | | | | | | | | | | | | | | | | | | | | | | | | | | | | | | | | | | | | | | | | | | | | | | | | | | | | | | | | | | | | | | | | | | | | | | | | | | | | | | | | | | | | | | | | | | | | | | | | | | | | | | | | | | | | | | | | | | | | | | | | | | | | | | | | | | | | | | | | | | | | | | | | | | | | | | | | | |
| Freq | Level | Line | Margin | Level | Factor | Loss | Factor | Remark | | | | | | | | | | | | | | | | | | | | | | | | | | | | | | | | | | | | | | | | | | | | | | | | | | | | | | | | | | | | | | | | | | | | | | | | | | | | | | | | | | | | | | | | | | | | | | | | | | | | | | | | | | | | | | | | | | | | | | | | | | | | | | | | | | | | | | | | | | | | | | | | | | | | | | | | | | | | | | | | | | | | | | | | | | |
| MHz | dBuV/m | dBuV/m | dB | dBuV | dB/m | dB | dB | cm | deg | | | | | | | | | | | | | | | | | | | | | | | | | | | | | | | | | | | | | | | | | | | | | | | | | | | | | | | | | | | | | | | | | | | | | | | | | | | | | | | | | | | | | | | | | | | | | | | | | | | | | | | | | | | | | | | | | | | | | | | | | | | | | | | | | | | | | | | | | | | | | | | | | | | | | | | | | | | | | | | | | | | | | | | | | |
| 1 | 4960.00 | 52.34 | 74.00 | -21.66 | 58.16 | 35.72 | 11.14 | 52.68 | 394 | 260 | Peak | | | | | | | | | | | | | | | | | | | | | | | | | | | | | | | | | | | | | | | | | | | | | | | | | | | | | | | | | | | | | | | | | | | | | | | | | | | | | | | | | | | | | | | | | | | | | | | | | | | | | | | | | | | | | | | | | | | | | | | | | | | | | | | | | | | | | | | | | | | | | | | | | | | | | | | | | | | | | | | | | | | | | | | |
| 2 | 4960.00 | 47.64 | 54.00 | -6.36 | 53.46 | 35.72 | 11.14 | 52.68 | 394 | 260 | Average | | | | | | | | | | | | | | | | | | | | | | | | | | | | | | | | | | | | | | | | | | | | | | | | | | | | | | | | | | | | | | | | | | | | | | | | | | | | | | | | | | | | | | | | | | | | | | | | | | | | | | | | | | | | | | | | | | | | | | | | | | | | | | | | | | | | | | | | | | | | | | | | | | | | | | | | | | | | | | | | | | | | | | | |
| 3 | 7440.00 | 53.66 | 74.00 | -20.34 | 56.37 | 36.60 | 12.97 | 52.28 | 390 | 82 | Peak | | | | | | | | | | | | | | | | | | | | | | | | | | | | | | | | | | | | | | | | | | | | | | | | | | | | | | | | | | | | | | | | | | | | | | | | | | | | | | | | | | | | | | | | | | | | | | | | | | | | | | | | | | | | | | | | | | | | | | | | | | | | | | | | | | | | | | | | | | | | | | | | | | | | | | | | | | | | | | | | | | | | | | | |
| 4 | 7440.00 | 49.19 | 54.00 | -4.81 | 51.90 | 36.60 | 12.97 | 52.28 | 390 | 82 | Average | | | | | | | | | | | | | | | | | | | | | | | | | | | | | | | | | | | | | | | | | | | | | | | | | | | | | | | | | | | | | | | | | | | | | | | | | | | | | | | | | | | | | | | | | | | | | | | | | | | | | | | | | | | | | | | | | | | | | | | | | | | | | | | | | | | | | | | | | | | | | | | | | | | | | | | | | | | | | | | | | | | | | | | |
| 5 | 17360.00 | 62.19 | 74.00 | -11.81 | 55.64 | 42.24 | 17.60 | 53.29 | 107 | 284 | Peak | | | | | | | | | | | | | | | | | | | | | | | | | | | | | | | | | | | | | | | | | | | | | | | | | | | | | | | | | | | | | | | | | | | | | | | | | | | | | | | | | | | | | | | | | | | | | | | | | | | | | | | | | | | | | | | | | | | | | | | | | | | | | | | | | | | | | | | | | | | | | | | | | | | | | | | | | | | | | | | | | | | | | | | |



| Mode | 4 | | | | | | | | | | | | | | | | | | | | | | | | | | | | | | | | | | | | | | | | | | | | | | | | | | | | | | | | | | | | | | | | | | | | | | | | | | | | | | | | | | | | | | | | | | | | | | | | | | | | | | | | | | | | | | | | | | | | | | | | | | | | | | | | | | | | | | | | | | | | | | | | | | | | | | | | | | | | | | | | | | | | | | | | | | | | | | | | | | | | | | | | | | | | | | | | | | | | | | | | | | | | | | | | | | | | | | | | | | |
|------|--|--------|--------|--------|--------|-------|--|-------|--------|-------|------|--------|------|-----|-------|--------|------|------|--------|--|-----|--------|--------|----|--|------|------|----|----|----|-----|--|---|-------|-------|-------|--------|-------|-------|------|-------|-----|-----|-----|------|---|--------|-------|-------|--------|-------|-------|------|-------|-----|-----|-----|------|---|--------|-------|-------|--------|-------|-------|------|-------|-----|-----|-----|------|---|--------|-------|-------|--------|-------|-------|------|-------|-----|-----|-----|------|---|--------|-------|-------|--------|-------|-------|------|-------|-----|-----|-----|------|---|--------|-------|-------|--------|-------|-------|------|-------|-----|-----|-----|------|--|--|--|--|--|--|--|------|-------|-------|------|--------|------|-----|-------|--------|------|------|--------|--|-----|--------|--------|----|--|------|------|----|----|----|-----|--|---|-------|-------|-------|--------|-------|-------|------|-------|-----|-----|-----|------|---|--------|-------|-------|--------|-------|-------|------|-------|-----|-----|-----|------|---|--------|-------|-------|--------|-------|-------|------|-------|-----|-----|-----|------|---|--------|-------|-------|--------|-------|-------|------|-------|-----|-----|-----|------|---|--------|-------|-------|--------|-------|-------|------|-------|-----|-----|-----|------|---|--------|-------|-------|--------|-------|-------|------|-------|-----|-----|-----|
| | LF | | | | | | | | | | | | | | | | | | | | | | | | | | | | | | | | | | | | | | | | | | | | | | | | | | | | | | | | | | | | | | | | | | | | | | | | | | | | | | | | | | | | | | | | | | | | | | | | | | | | | | | | | | | | | | | | | | | | | | | | | | | | | | | | | | | | | | | | | | | | | | | | | | | | | | | | | | | | | | | | | | | | | | | | | | | | | | | | | | | | | | | | | | | | | | | | | | | | | | | | | | | | | | | | | | | | | | | | | | |
| | 2400-2483.5_Bluetooth-LE_CH19_2440MHz | | | | | | | | | | | | | | | | | | | | | | | | | | | | | | | | | | | | | | | | | | | | | | | | | | | | | | | | | | | | | | | | | | | | | | | | | | | | | | | | | | | | | | | | | | | | | | | | | | | | | | | | | | | | | | | | | | | | | | | | | | | | | | | | | | | | | | | | | | | | | | | | | | | | | | | | | | | | | | | | | | | | | | | | | | | | | | | | | | | | | | | | | | | | | | | | | | | | | | | | | | | | | | | | | | | | | | | | | | |
| Pol. | Horizontal | | | | | | Vertical | | | | | | | | | | | | | | | | | | | | | | | | | | | | | | | | | | | | | | | | | | | | | | | | | | | | | | | | | | | | | | | | | | | | | | | | | | | | | | | | | | | | | | | | | | | | | | | | | | | | | | | | | | | | | | | | | | | | | | | | | | | | | | | | | | | | | | | | | | | | | | | | | | | | | | | | | | | | | | | | | | | | | | | | | | | | | | | | | | | | | | | | | | | | | | | | | | | | | | | | | | | | | | | | | | | | |
| Peak |  | | | | | |  | | | | | | | | | | | | | | | | | | | | | | | | | | | | | | | | | | | | | | | | | | | | | | | | | | | | | | | | | | | | | | | | | | | | | | | | | | | | | | | | | | | | | | | | | | | | | | | | | | | | | | | | | | | | | | | | | | | | | | | | | | | | | | | | | | | | | | | | | | | | | | | | | | | | | | | | | | | | | | | | | | | | | | | | | | | | | | | | | | | | | | | | | | | | | | | | | | | | | | | | | | | | | | | | | | | | |
| | <table><thead><tr><th></th><th>Freq</th><th>Level</th><th>Limit</th><th>Line</th><th>Margin</th><th>Read</th><th>Ant</th><th>Cable</th><th>Preamp</th><th>APos</th><th>TPos</th><th>Remark</th></tr><tr><th></th><th>MHz</th><th>dBuV/m</th><th>dBuV/m</th><th>dB</th><th></th><th>dBuV</th><th>dB/n</th><th>dB</th><th>dB</th><th>cm</th><th>deg</th><th></th></tr></thead><tbody><tr><td>1</td><td>42.61</td><td>18.93</td><td>40.00</td><td>-21.07</td><td>31.35</td><td>17.58</td><td>1.20</td><td>31.20</td><td>---</td><td>---</td><td>---</td><td>Peak</td></tr><tr><td>2</td><td>176.47</td><td>19.23</td><td>43.50</td><td>-24.27</td><td>32.33</td><td>15.48</td><td>2.41</td><td>30.99</td><td>---</td><td>---</td><td>---</td><td>Peak</td></tr><tr><td>3</td><td>337.49</td><td>21.26</td><td>46.00</td><td>-24.74</td><td>28.55</td><td>20.23</td><td>3.31</td><td>30.83</td><td>---</td><td>---</td><td>---</td><td>Peak</td></tr><tr><td>4</td><td>432.55</td><td>23.43</td><td>46.00</td><td>-22.57</td><td>27.77</td><td>22.62</td><td>3.74</td><td>30.70</td><td>---</td><td>---</td><td>---</td><td>Peak</td></tr><tr><td>5</td><td>652.74</td><td>28.26</td><td>46.00</td><td>-17.74</td><td>29.35</td><td>25.20</td><td>4.60</td><td>30.89</td><td>---</td><td>---</td><td>---</td><td>Peak</td></tr><tr><td>6</td><td>805.03</td><td>31.22</td><td>46.00</td><td>-14.78</td><td>31.08</td><td>26.14</td><td>5.09</td><td>31.09</td><td>---</td><td>---</td><td>---</td><td>Peak</td></tr></tbody></table> | | | | | | | Freq | Level | Limit | Line | Margin | Read | Ant | Cable | Preamp | APos | TPos | Remark | | MHz | dBuV/m | dBuV/m | dB | | dBuV | dB/n | dB | dB | cm | deg | | 1 | 42.61 | 18.93 | 40.00 | -21.07 | 31.35 | 17.58 | 1.20 | 31.20 | --- | --- | --- | Peak | 2 | 176.47 | 19.23 | 43.50 | -24.27 | 32.33 | 15.48 | 2.41 | 30.99 | --- | --- | --- | Peak | 3 | 337.49 | 21.26 | 46.00 | -24.74 | 28.55 | 20.23 | 3.31 | 30.83 | --- | --- | --- | Peak | 4 | 432.55 | 23.43 | 46.00 | -22.57 | 27.77 | 22.62 | 3.74 | 30.70 | --- | --- | --- | Peak | 5 | 652.74 | 28.26 | 46.00 | -17.74 | 29.35 | 25.20 | 4.60 | 30.89 | --- | --- | --- | Peak | 6 | 805.03 | 31.22 | 46.00 | -14.78 | 31.08 | 26.14 | 5.09 | 31.09 | --- | --- | --- | Peak | <table><thead><tr><th></th><th>Freq</th><th>Level</th><th>Limit</th><th>Line</th><th>Margin</th><th>Read</th><th>Ant</th><th>Cable</th><th>Preamp</th><th>APos</th><th>TPos</th><th>Remark</th></tr><tr><th></th><th>MHz</th><th>dBuV/m</th><th>dBuV/m</th><th>dB</th><th></th><th>dBuV</th><th>dB/n</th><th>dB</th><th>dB</th><th>cm</th><th>deg</th><th></th></tr></thead><tbody><tr><td>1</td><td>45.52</td><td>18.54</td><td>40.00</td><td>-21.46</td><td>32.37</td><td>16.13</td><td>1.24</td><td>31.20</td><td>---</td><td>---</td><td>---</td><td>Peak</td></tr><tr><td>2</td><td>177.44</td><td>21.42</td><td>43.50</td><td>-22.08</td><td>34.55</td><td>15.44</td><td>2.42</td><td>30.99</td><td>---</td><td>---</td><td>---</td><td>Peak</td></tr><tr><td>3</td><td>383.08</td><td>21.50</td><td>46.00</td><td>-24.50</td><td>27.28</td><td>21.43</td><td>3.52</td><td>30.73</td><td>---</td><td>---</td><td>---</td><td>Peak</td></tr><tr><td>4</td><td>476.20</td><td>24.95</td><td>46.00</td><td>-21.05</td><td>28.36</td><td>23.36</td><td>3.93</td><td>30.70</td><td>---</td><td>---</td><td>---</td><td>Peak</td></tr><tr><td>5</td><td>640.13</td><td>27.59</td><td>46.00</td><td>-18.41</td><td>28.81</td><td>25.14</td><td>4.56</td><td>30.92</td><td>---</td><td>---</td><td>---</td><td>Peak</td></tr><tr><td>6</td><td>827.34</td><td>31.19</td><td>46.00</td><td>-14.81</td><td>30.78</td><td>26.32</td><td>5.16</td><td>31.07</td><td>---</td><td>---</td><td>---</td><td>Peak</td></tr></tbody></table> | | | | | | | Freq | Level | Limit | Line | Margin | Read | Ant | Cable | Preamp | APos | TPos | Remark | | MHz | dBuV/m | dBuV/m | dB | | dBuV | dB/n | dB | dB | cm | deg | | 1 | 45.52 | 18.54 | 40.00 | -21.46 | 32.37 | 16.13 | 1.24 | 31.20 | --- | --- | --- | Peak | 2 | 177.44 | 21.42 | 43.50 | -22.08 | 34.55 | 15.44 | 2.42 | 30.99 | --- | --- | --- | Peak | 3 | 383.08 | 21.50 | 46.00 | -24.50 | 27.28 | 21.43 | 3.52 | 30.73 | --- | --- | --- | Peak | 4 | 476.20 | 24.95 | 46.00 | -21.05 | 28.36 | 23.36 | 3.93 | 30.70 | --- | --- | --- | Peak | 5 | 640.13 | 27.59 | 46.00 | -18.41 | 28.81 | 25.14 | 4.56 | 30.92 | --- | --- | --- | Peak | 6 | 827.34 | 31.19 | 46.00 | -14.81 | 30.78 | 26.32 | 5.16 | 31.07 | --- | --- | --- |
| | Freq | Level | Limit | Line | Margin | Read | Ant | Cable | Preamp | APos | TPos | Remark | | | | | | | | | | | | | | | | | | | | | | | | | | | | | | | | | | | | | | | | | | | | | | | | | | | | | | | | | | | | | | | | | | | | | | | | | | | | | | | | | | | | | | | | | | | | | | | | | | | | | | | | | | | | | | | | | | | | | | | | | | | | | | | | | | | | | | | | | | | | | | | | | | | | | | | | | | | | | | | | | | | | | | | | | | | | | | | | | | | | | | | | | | | | | | | | | | | | | | | | | | | | | | | |
| | MHz | dBuV/m | dBuV/m | dB | | dBuV | dB/n | dB | dB | cm | deg | | | | | | | | | | | | | | | | | | | | | | | | | | | | | | | | | | | | | | | | | | | | | | | | | | | | | | | | | | | | | | | | | | | | | | | | | | | | | | | | | | | | | | | | | | | | | | | | | | | | | | | | | | | | | | | | | | | | | | | | | | | | | | | | | | | | | | | | | | | | | | | | | | | | | | | | | | | | | | | | | | | | | | | | | | | | | | | | | | | | | | | | | | | | | | | | | | | | | | | | | | | | | | | | |
| 1 | 42.61 | 18.93 | 40.00 | -21.07 | 31.35 | 17.58 | 1.20 | 31.20 | --- | --- | --- | Peak | | | | | | | | | | | | | | | | | | | | | | | | | | | | | | | | | | | | | | | | | | | | | | | | | | | | | | | | | | | | | | | | | | | | | | | | | | | | | | | | | | | | | | | | | | | | | | | | | | | | | | | | | | | | | | | | | | | | | | | | | | | | | | | | | | | | | | | | | | | | | | | | | | | | | | | | | | | | | | | | | | | | | | | | | | | | | | | | | | | | | | | | | | | | | | | | | | | | | | | | | | | | | | | |
| 2 | 176.47 | 19.23 | 43.50 | -24.27 | 32.33 | 15.48 | 2.41 | 30.99 | --- | --- | --- | Peak | | | | | | | | | | | | | | | | | | | | | | | | | | | | | | | | | | | | | | | | | | | | | | | | | | | | | | | | | | | | | | | | | | | | | | | | | | | | | | | | | | | | | | | | | | | | | | | | | | | | | | | | | | | | | | | | | | | | | | | | | | | | | | | | | | | | | | | | | | | | | | | | | | | | | | | | | | | | | | | | | | | | | | | | | | | | | | | | | | | | | | | | | | | | | | | | | | | | | | | | | | | | | | | |
| 3 | 337.49 | 21.26 | 46.00 | -24.74 | 28.55 | 20.23 | 3.31 | 30.83 | --- | --- | --- | Peak | | | | | | | | | | | | | | | | | | | | | | | | | | | | | | | | | | | | | | | | | | | | | | | | | | | | | | | | | | | | | | | | | | | | | | | | | | | | | | | | | | | | | | | | | | | | | | | | | | | | | | | | | | | | | | | | | | | | | | | | | | | | | | | | | | | | | | | | | | | | | | | | | | | | | | | | | | | | | | | | | | | | | | | | | | | | | | | | | | | | | | | | | | | | | | | | | | | | | | | | | | | | | | | |
| 4 | 432.55 | 23.43 | 46.00 | -22.57 | 27.77 | 22.62 | 3.74 | 30.70 | --- | --- | --- | Peak | | | | | | | | | | | | | | | | | | | | | | | | | | | | | | | | | | | | | | | | | | | | | | | | | | | | | | | | | | | | | | | | | | | | | | | | | | | | | | | | | | | | | | | | | | | | | | | | | | | | | | | | | | | | | | | | | | | | | | | | | | | | | | | | | | | | | | | | | | | | | | | | | | | | | | | | | | | | | | | | | | | | | | | | | | | | | | | | | | | | | | | | | | | | | | | | | | | | | | | | | | | | | | | |
| 5 | 652.74 | 28.26 | 46.00 | -17.74 | 29.35 | 25.20 | 4.60 | 30.89 | --- | --- | --- | Peak | | | | | | | | | | | | | | | | | | | | | | | | | | | | | | | | | | | | | | | | | | | | | | | | | | | | | | | | | | | | | | | | | | | | | | | | | | | | | | | | | | | | | | | | | | | | | | | | | | | | | | | | | | | | | | | | | | | | | | | | | | | | | | | | | | | | | | | | | | | | | | | | | | | | | | | | | | | | | | | | | | | | | | | | | | | | | | | | | | | | | | | | | | | | | | | | | | | | | | | | | | | | | | | |
| 6 | 805.03 | 31.22 | 46.00 | -14.78 | 31.08 | 26.14 | 5.09 | 31.09 | --- | --- | --- | Peak | | | | | | | | | | | | | | | | | | | | | | | | | | | | | | | | | | | | | | | | | | | | | | | | | | | | | | | | | | | | | | | | | | | | | | | | | | | | | | | | | | | | | | | | | | | | | | | | | | | | | | | | | | | | | | | | | | | | | | | | | | | | | | | | | | | | | | | | | | | | | | | | | | | | | | | | | | | | | | | | | | | | | | | | | | | | | | | | | | | | | | | | | | | | | | | | | | | | | | | | | | | | | | | |
| | Freq | Level | Limit | Line | Margin | Read | Ant | Cable | Preamp | APos | TPos | Remark | | | | | | | | | | | | | | | | | | | | | | | | | | | | | | | | | | | | | | | | | | | | | | | | | | | | | | | | | | | | | | | | | | | | | | | | | | | | | | | | | | | | | | | | | | | | | | | | | | | | | | | | | | | | | | | | | | | | | | | | | | | | | | | | | | | | | | | | | | | | | | | | | | | | | | | | | | | | | | | | | | | | | | | | | | | | | | | | | | | | | | | | | | | | | | | | | | | | | | | | | | | | | | | |
| | MHz | dBuV/m | dBuV/m | dB | | dBuV | dB/n | dB | dB | cm | deg | | | | | | | | | | | | | | | | | | | | | | | | | | | | | | | | | | | | | | | | | | | | | | | | | | | | | | | | | | | | | | | | | | | | | | | | | | | | | | | | | | | | | | | | | | | | | | | | | | | | | | | | | | | | | | | | | | | | | | | | | | | | | | | | | | | | | | | | | | | | | | | | | | | | | | | | | | | | | | | | | | | | | | | | | | | | | | | | | | | | | | | | | | | | | | | | | | | | | | | | | | | | | | | | |
| 1 | 45.52 | 18.54 | 40.00 | -21.46 | 32.37 | 16.13 | 1.24 | 31.20 | --- | --- | --- | Peak | | | | | | | | | | | | | | | | | | | | | | | | | | | | | | | | | | | | | | | | | | | | | | | | | | | | | | | | | | | | | | | | | | | | | | | | | | | | | | | | | | | | | | | | | | | | | | | | | | | | | | | | | | | | | | | | | | | | | | | | | | | | | | | | | | | | | | | | | | | | | | | | | | | | | | | | | | | | | | | | | | | | | | | | | | | | | | | | | | | | | | | | | | | | | | | | | | | | | | | | | | | | | | | |
| 2 | 177.44 | 21.42 | 43.50 | -22.08 | 34.55 | 15.44 | 2.42 | 30.99 | --- | --- | --- | Peak | | | | | | | | | | | | | | | | | | | | | | | | | | | | | | | | | | | | | | | | | | | | | | | | | | | | | | | | | | | | | | | | | | | | | | | | | | | | | | | | | | | | | | | | | | | | | | | | | | | | | | | | | | | | | | | | | | | | | | | | | | | | | | | | | | | | | | | | | | | | | | | | | | | | | | | | | | | | | | | | | | | | | | | | | | | | | | | | | | | | | | | | | | | | | | | | | | | | | | | | | | | | | | | |
| 3 | 383.08 | 21.50 | 46.00 | -24.50 | 27.28 | 21.43 | 3.52 | 30.73 | --- | --- | --- | Peak | | | | | | | | | | | | | | | | | | | | | | | | | | | | | | | | | | | | | | | | | | | | | | | | | | | | | | | | | | | | | | | | | | | | | | | | | | | | | | | | | | | | | | | | | | | | | | | | | | | | | | | | | | | | | | | | | | | | | | | | | | | | | | | | | | | | | | | | | | | | | | | | | | | | | | | | | | | | | | | | | | | | | | | | | | | | | | | | | | | | | | | | | | | | | | | | | | | | | | | | | | | | | | | |
| 4 | 476.20 | 24.95 | 46.00 | -21.05 | 28.36 | 23.36 | 3.93 | 30.70 | --- | --- | --- | Peak | | | | | | | | | | | | | | | | | | | | | | | | | | | | | | | | | | | | | | | | | | | | | | | | | | | | | | | | | | | | | | | | | | | | | | | | | | | | | | | | | | | | | | | | | | | | | | | | | | | | | | | | | | | | | | | | | | | | | | | | | | | | | | | | | | | | | | | | | | | | | | | | | | | | | | | | | | | | | | | | | | | | | | | | | | | | | | | | | | | | | | | | | | | | | | | | | | | | | | | | | | | | | | | |
| 5 | 640.13 | 27.59 | 46.00 | -18.41 | 28.81 | 25.14 | 4.56 | 30.92 | --- | --- | --- | Peak | | | | | | | | | | | | | | | | | | | | | | | | | | | | | | | | | | | | | | | | | | | | | | | | | | | | | | | | | | | | | | | | | | | | | | | | | | | | | | | | | | | | | | | | | | | | | | | | | | | | | | | | | | | | | | | | | | | | | | | | | | | | | | | | | | | | | | | | | | | | | | | | | | | | | | | | | | | | | | | | | | | | | | | | | | | | | | | | | | | | | | | | | | | | | | | | | | | | | | | | | | | | | | | |
| 6 | 827.34 | 31.19 | 46.00 | -14.81 | 30.78 | 26.32 | 5.16 | 31.07 | --- | --- | --- | Peak | | | | | | | | | | | | | | | | | | | | | | | | | | | | | | | | | | | | | | | | | | | | | | | | | | | | | | | | | | | | | | | | | | | | | | | | | | | | | | | | | | | | | | | | | | | | | | | | | | | | | | | | | | | | | | | | | | | | | | | | | | | | | | | | | | | | | | | | | | | | | | | | | | | | | | | | | | | | | | | | | | | | | | | | | | | | | | | | | | | | | | | | | | | | | | | | | | | | | | | | | | | | | | | |



Appendix C. Duty Cycle Plots

| Band | Duty Cycle(%) | T(ms) | 1/T(kHz) | VBW Setting |
|--------------------|---------------|-------|----------|-------------|
| Bluetooth LE 1Mbps | 14.69 | 0.210 | 4.762 | 10kHz |

Bluetooth LE 1Mbps

