





 Celltech Testing and Engineering Services Ltd.	<u>Date(s) of Evaluation</u> June 06, 09-10, 2008	<u>Test Report Serial No.</u> 060608ALH-T910-S90U	<u>Test Report Revision No.</u> Rev. 1.1 (2nd Release)	 Test Lab Certificate No. 2470.01
	<u>Test Report Issue Date</u> August 29, 2008	<u>Description of Test(s)</u> Specific Absorption Rate	<u>RF Exposure Category</u> Occupational (Controlled)	

SAR TEST REPORT (FCC/IC)			
RF EXPOSURE EVALUATION		SPECIFIC ABSORPTION RATE	
APPLICANT	KENWOOD USA CORPORATION		
DEVICE UNDER TEST (DUT)	PORTABLE FM UHF PTT RADIO TRANSCEIVER (450-470 MHz)		
DEVICE MODEL(S)	TK-3102G-1		
DEVICE IDENTIFIER(S)	FCC ID: ALH30923110		
APPLICATION TYPE	Certification		
STANDARD(S) APPLIED	FCC 47 CFR §2.1093		
	Health Canada Safety Code 6		
PROCEDURE(S) APPLIED	FCC OET Bulletin 65, Supplement C (01-01)		
	Industry Canada RSS-102 Issue 2		
	IEEE 1528-2003		
FCC DEVICE CLASSIFICATION	Licensed Non-Broadcast Transmitter Held to Face (TNF)		
IC DEVICE CLASSIFICATION	Land Mobile Radio Transmitter/Receiver (27.41-960 MHz)		
RF EXPOSURE CATEGORY	Occupational / Controlled		
RF EXPOSURE EVALUATION(S)	Face-held & Body-worn		
DATE(S) OF EVALUATION(S)	June 06, 09-10, 2008		
TEST REPORT SERIAL NO.	060608ALH-T910-S90U		
TEST REPORT REVISION NO.	Revision 1.1	FCC ID Correction	August 29, 2008
	Revision 1.0	Initial Release	June 19, 2008
TEST REPORT SIGNATORIES	Testing Performed By		Test Report Prepared By
	Josh Schlenker Celltech Labs Inc.		Jonathan Hughes Celltech Labs Inc.
TEST LAB AND LOCATION	Celltech Compliance Testing and Engineering Lab		
	21-364 Lougheed Road, Kelowna, B.C. V1X 7R8 Canada		
TEST LAB CONTACT INFO.	Tel.: 250-765-7650		Fax: 250-765-7645
	info@celltechlabs.com		www.celltechlabs.com
TEST LAB ACCREDITATION(S)	<div></div> <div>Test Lab Certificate No. 2470.01</div>		


<b>Applicant:</b>	<b>Kenwood USA Corporation</b>	<b>FCC ID:</b>	<b>ALH30923110</b>	<b>Frequency Range:</b>	<b>450 - 470 MHz</b>	
<b>Model(s):</b>	<b>TK-3102G-1</b>	<b>Device Description:</b>	<b>Portable FM UHF Push-To-Talk Radio Transceiver</b>			
2008 Celltech Labs Inc.		This document is not to be reproduced in whole or in part without the prior written permission of Celltech Labs Inc.				Page 1 of 76

	<u>Date(s) of Evaluation</u> June 06, 09-10, 2008	<u>Test Report Serial No.</u> 060608ALH-T910-S90U	<u>Test Report Revision No.</u> Rev. 1.1 (2nd Release)	 Test Lab Certificate No. 2470.01
	<u>Test Report Issue Date</u> August 29, 2008	<u>Description of Test(s)</u> Specific Absorption Rate	<u>RF Exposure Category</u> Occupational (Controlled)	

## DECLARATION OF COMPLIANCE SAR RF EXPOSURE EVALUATION

Test Lab Information	Name	CELLTECH LABS INC.				
	Address	21-364 Lougheed Road, Kelowna, British Columbia V1X 7R8 Canada				
Applicant Information	Name	KENWOOD USA CORPORATION				
	Address	3975 John Creek Court, Suite 300, Suwanee, GA 30024 United States				
Standard(s) Applied	FCC	47 CFR §2.1093				
	IC	Health Canada Safety Code 6				
Procedure(s) Applied	FCC	OET Bulletin 65, Supplement C (Edition 01-01)				
	IC	RSS-102 Issue 2				
	IEEE	1528-2003				
Device Classification(s)	FCC	Licensed Non-Broadcast Transmitter Held to Face (TNF)				
	IC	Land Mobile Radio Transmitter/Receiver (27.41-960 MHz)				
Device RF Exposure Category	Portable	Occupational / Controlled Environment				
Device Identifier(s)	FCC ID:	ALH30923110				
	Model(s)	TK-3102G-1				
	Serial No.	00101248 (Identical Prototype)				
Device Description	Portable FM UHF Push-to-Talk (PTT) Radio Transceiver					
Transmit Frequency Range(s)	450 - 470 MHz					
Max. RF Output Power Tested	4.5 Watts	36.5 dBm	450 MHz	Low Channel	Conducted	
	4.5 Watts	36.5 dBm	460 MHz	Mid Channel	Conducted	
	4.5 Watts	36.5 dBm	470 MHz	High Channel	Conducted	
Antenna Type(s) Tested	Stubby	450 - 490 MHz		Length: 80 mm		P/N: KRA-23M
	Whip	440 - 490 MHz		Length: 149 mm		P/N: KRA-27M
Battery Type(s) Tested	Ni-MH	7.2 V		1600 mAh		P/N: KNB-20N
	Ni-Cd	7.2 V		1100 mAh		P/N: KNB-15A
	Ni-Cd	7.2 V		600 mAh		P/N: KNB-14
	Alkaline AA (x6)	9.0 V		Duracell Procell		P/N: KBP-1
Body-worn Accessories Tested	Belt-Clip	1.5 cm Spacing		Contains Plastic and Metal		P/N: KBH-10
Audio Accessories Tested	Speaker-Microphone					P/N: KMC-8A
Max. SAR Level(s) Evaluated	Face-held	2.79 W/kg	1g	50% duty cycle	Occupational / Controlled Exposure	
	Body-worn	4.87 W/kg	1g	50% duty cycle	Occupational / Controlled Exposure	
FCC/IC Spatial Peak SAR Limit	Head/Body	8.0 W/kg	1g	Occupational / Controlled Exposure Environment		
Celltech Labs Inc. declares under its sole responsibility that this wireless portable device has demonstrated compliance with the Specific Absorption Rate (SAR) RF exposure requirements specified in FCC 47 CFR §2.1093 and Health Canada's Safety Code 6 for the Occupational / Controlled Exposure environment. The device was tested in accordance with the measurement standards and procedures specified in FCC OET Bulletin 65, Supplement C (Edition 01-01), Industry Canada RSS-102 Issue 2 and IEEE 1528-2003. All measurements were performed in accordance with the SAR system manufacturer recommendations.						
I attest to the accuracy of data. All measurements were performed by me or were made under my supervision and are correct to the best of my knowledge and belief. I assume full responsibility for the completeness of these measurements and vouch for the qualifications of all persons taking them.						
The results and statements contained in this report pertain only to the device(s) evaluated.						
This test report shall not be reproduced partially, or in full, without the prior written approval of Celltech Labs Inc.						
Test Report Approved By			Sean Johnston		Celltech Labs Inc.	
						



<b>Applicant:</b>	<b>Kenwood USA Corporation</b>	<b>FCC ID:</b>	<b>ALH30923110</b>	<b>Frequency Range:</b>	<b>450 - 470 MHz</b>	
<b>Model(s):</b>	<b>TK-3102G-1</b>	<b>Device Description:</b>	<b>Portable FM UHF Push-To-Talk Radio Transceiver</b>			
2008 Celltech Labs Inc.		This document is not to be reproduced in whole or in part without the prior written permission of Celltech Labs Inc.				Page 2 of 76





 <b>Celltech</b> <small>Testing and Engineering Services Ltd</small>	<u>Date(s) of Evaluation</u> June 06, 09-10, 2008	<u>Test Report Serial No.</u> 060608ALH-T910-S90U	<u>Test Report Revision No.</u> Rev. 1.1 (2nd Release)	 <small>Test Lab Certificate No. 2470.01</small>
	<u>Test Report Issue Date</u> August 29, 2008	<u>Description of Test(s)</u> Specific Absorption Rate	<u>RF Exposure Category</u> Occupational (Controlled)	

TABLE OF CONTENTS	
1.0 INTRODUCTION	4
2.0 SAR MEASUREMENT SYSTEM	4
3.0 MEASUREMENT SUMMARY	5
4.0 DETAILS OF SAR EVALUATION	6
5.0 EVALUATION PROCEDURES	6
6.0 SYSTEM PERFORMANCE CHECK	7
7.0 SIMULATED EQUIVALENT TISSUES	8
8.0 SAR LIMITS	8
9.0 ROBOT SYSTEM SPECIFICATIONS	9
10.0 PROBE SPECIFICATION (ET3DV6)	10
11.0 SIDE PLANAR PHANTOM	10
12.0 VALIDATION PLANAR PHANTOM	10
13.0 DEVICE HOLDER	10
14.0 TEST EQUIPMENT LIST	11
15.0 MEASUREMENT UNCERTAINTIES	12
MEASUREMENT UNCERTAINTIES (CONT.)	13
16.0 REFERENCES	14
APPENDIX A - SAR MEASUREMENT DATA	15
APPENDIX B - SYSTEM PERFORMANCE CHECK DATA	36
APPENDIX C - MEASURED FLUID DIELECTRIC PARAMETERS	43
APPENDIX D - SAR TEST SETUP & DUT PHOTOGRAPHS	49
APPENDIX E - SYSTEM VALIDATION	75
APPENDIX F - PROBE CALIBRATION	76

<b>Applicant:</b>	<b>Kenwood USA Corporation</b>	<b>FCC ID:</b>	<b>ALH30923110</b>	<b>Frequency Range:</b>	<b>450 - 470 MHz</b>	<b>KENWOOD</b>
<b>Model(s):</b>	<b>TK-3102G-1</b>	<b>Device Description:</b>	<b>Portable FM UHF Push-To-Talk Radio Transceiver</b>			
2008 Celltech Labs Inc.		This document is not to be reproduced in whole or in part without the prior written permission of Celltech Labs Inc.				Page 3 of 76


	<u>Date(s) of Evaluation</u> June 06, 09-10, 2008	<u>Test Report Serial No.</u> 060608ALH-T910-S90U	<u>Test Report Revision No.</u> Rev. 1.1 (2nd Release)	 Test Lab Certificate No. 2470.01
	<u>Test Report Issue Date</u> August 29, 2008	<u>Description of Test(s)</u> Specific Absorption Rate	<u>RF Exposure Category</u> Occupational (Controlled)	

## 1.0 INTRODUCTION

This measurement report demonstrates that the Kenwood USA Corporation Model: TK-3102G-1 Portable UHF PTT Radio Transceiver complies with the SAR (Specific Absorption Rate) RF exposure requirements specified in FCC 47 CFR §2.1093 (see reference [1]) and Health Canada's Safety Code 6 (see reference [2]) for the Occupational/Controlled Exposure environment. The test procedures described in FCC OET Bulletin 65, Supplement C, Edition 01-01 (see reference [3]), IC RSS-102 Issue 2 (see reference [4]) and IEEE 1528-2003 (see reference [5]) were employed. A description of the device, operating configuration, detailed summary of the test results, methodology and procedures used in the evaluation, equipment used, and the various provisions of the rules are included within this test report.

## 2.0 SAR MEASUREMENT SYSTEM

Celltech Labs Inc. SAR measurement facility utilizes the Dosimetric Assessment System (DASY™) manufactured by Schmid & Partner Engineering AG (SPEAG™) of Zurich, Switzerland. The DASY4 measurement system is comprised of the measurement server, robot controller, computer, near-field probe, probe alignment sensor, specific anthropomorphic mannequin (SAM) phantom, and various planar phantoms for brain and/or body SAR evaluations. The robot is a six-axis industrial robot performing precise movements to position the probe to the location (points) of maximum electromagnetic field (EMF). A cell controller system contains the power supply, robot controller, teach pendant (Joystick), and remote control, is used to drive the robot motors. The Staubli robot is connected to the cell controller to allow software manipulation of the robot. A data acquisition electronic (DAE) circuit performs the signal amplification, signal multiplexing, AD-conversion, offset measurements, mechanical surface detection, collision detection, etc. is connected to the Electro-optical coupler (EOC). The EOC performs the conversion from the optical into digital electric signal of the DAE and transfers data to the DASY4 measurement server. The DAE4 utilizes a highly sensitive electrometer-grade preamplifier with auto-zeroing, a channel and gain-switching multiplexer, a fast 16-bit AD-converter and a command decoder and control logic unit. Transmission to the DASY4 measurement server is accomplished through an optical downlink for data and status information and an optical uplink for commands and clock lines. The mechanical probe-mounting device includes two different sensor systems for frontal and sidewise probe contacts. The sensor systems are also used for mechanical surface detection and probe collision detection. The robot uses its own controller with a built in VME-bus computer.





DASY4 SAR System with Plexiglas validation phantom



DASY4 SAR System with Plexiglas side planar phantom

<b>Applicant:</b>	<b>Kenwood USA Corporation</b>	<b>FCC ID:</b>	<b>ALH30923110</b>	<b>Frequency Range:</b>	<b>450 - 470 MHz</b>	<b>KENWOOD</b>
<b>Model(s):</b>	<b>TK-3102G-1</b>	<b>Device Description:</b>	<b>Portable FM UHF Push-To-Talk Radio Transceiver</b>			
2008 Celltech Labs Inc.		This document is not to be reproduced in whole or in part without the prior written permission of Celltech Labs Inc.				Page 4 of 76






	<u>Date(s) of Evaluation</u> June 06, 09-10, 2008	<u>Test Report Serial No.</u> 060608ALH-T910-S90U	<u>Test Report Revision No.</u> Rev. 1.1 (2nd Release)	 Test Lab Certificate No. 2470.01
	<u>Test Report Issue Date</u> August 29, 2008	<u>Description of Test(s)</u> Specific Absorption Rate	<u>RF Exposure Category</u> Occupational (Controlled)	

### 3.0 MEASUREMENT SUMMARY

#### SAR EVALUATION RESULTS

Test Type	Test Date	Freq.	Ch.	Test Mode	Antenna Part No.	Battery Type	Accessory Type(s)	Device Spacing to Planar Phantom	Cond. Power Before Test	Measured SAR 1g (W/kg)		SAR Drift During Test	Scaled SAR with droop 1g (W/kg)			
		Duty Cycle								Duty Cycle						
		MHz						cm	Watts	100%	50%	dB	100%	50%		
Face	Jun 10	460.0	Mid	CW	KRA-27M	NiCd 600	n/a	2.5	4.5	4.24	2.12	-0.580	4.85	2.42		
Face	Jun 10	460.0	Mid	CW	KRA-27M	NiCd 1100	n/a	2.5	4.5	4.85	2.43	-0.608	5.58	2.79		
Face	Jun 10	460.0	Mid	CW	KRA-27M	NiMH 1600	n/a	2.5	4.5	4.09	2.05	-0.490	4.58	2.29		
Face	Jun 10	460.0	Mid	CW	KRA-27M	Alkaline AA	n/a	2.5	4.5	4.41	2.21	-0.890	5.41	2.71		
Face	Jun 10	460.0	Mid	CW	KRA-23M	NiCd 600	n/a	2.5	4.5	4.0	2.0	-0.433	4.42	2.21		
Face	Jun 10	460.0	Mid	CW	KRA-23M	NiCd 1100	n/a	2.5	4.5	4.36	2.18	-0.468	4.86	2.43		
Face	Jun 10	460.0	Mid	CW	KRA-23M	NiMH 1600	n/a	2.5	4.5	4.15	2.08	-0.470	4.62	2.31		
Face	Jun 10	460.0	Mid	CW	KRA-23M	Alkaline AA	n/a	2.5	4.5	4.21	2.11	-0.699	4.95	2.47		
Body	Jun 9	460.0	Mid	CW	KRA-27M	NiCd 600	BC & SM	1.5	4.5	7.33	3.67	-0.612	8.44	4.22		
Body	Jun 6	460.0	Mid	CW	KRA-27M	NiCd 1100	BC & SM	1.5	4.5	8.69	4.35	-0.496	9.74	4.87		
Body	Jun 9	460.0	Mid	CW	KRA-27M	NiMH 1600	BC & SM	1.5	4.5	7.73	3.87	-0.598	8.87	4.44		
Body	Jun 9	460.0	Mid	CW	KRA-27M	Alkaline AA	BC & SM	1.5	4.5	7.24	3.62	-0.856	8.82	4.41		
Body	Jun 6	460.0	Mid	CW	KRA-23M	NiCd 600	BC & SM	1.5	4.5	7.24	3.62	-0.521	8.16	4.08		
Body	Jun 6	460.0	Mid	CW	KRA-23M	NiCd 1100	BC & SM	1.5	4.5	7.62	3.81	-0.377	8.31	4.16		
Body	Jun 9	460.0	Mid	CW	KRA-23M	NiMH 1600	BC & SM	1.5	4.5	6.98	3.49	-0.354	7.57	3.79		
Body	Jun 9	460.0	Mid	CW	KRA-23M	Alkaline AA	BC & SM	1.5	4.5	6.92	3.46	-0.633	8.01	4.00		
Body	Jun 9	450.0	Low	CW	KRA-27M	NiCd 1100	BC & SM	1.5	4.5	8.35	4.18	-0.649	9.70	4.85		
Body	Jun 9	470.0	High	CW	KRA-27M	NiCd 1100	BC & SM	1.5	4.5	7.73	3.87	-0.508	8.69	4.34		
SAR LIMIT(S)						BRAIN & BODY		SPATIAL PEAK			RF EXPOSURE CATEGORY					
FCC 47 CFR 2.1093		Health Canada Safety Code 6				8.0 W/kg		averaged over 1 gram			Occupational / Controlled					
Test Date(s)		June 10, 2008				June 06 & 09, 2008				Measurement Date		Jun 10	Jun 6	Jun 9	Unit	
Fluid Type		450 MHz Brain				450 MHz Body				Atmospheric Pressure		100.9	101.1	101.2	kPa	
Dielectric Constant $\epsilon_r$		IEEE Target		Meas.	Dev.	IEEE Target		Date	Meas.	Dev.	Relative Humidity		33	32	32	%
		43.5	$\pm$ 5%	44.2	+1.6%	56.7	$\pm$ 5%	Jun 6	57.3	+1.1%	Ambient Temperature		23.8	23.3	24.0	°C
								Jun 9	58.2	+2.7%	Fluid Temperature		22.3	22.8	21.2	°C
Conductivity $\sigma$ (mho/m)		IEEE Target		Meas.	Dev.	IEEE Target		Date	Meas.	Dev.	Fluid Depth		$\geq$ 15	$\geq$ 15	$\geq$ 15	cm
		0.87	$\pm$ 5%	0.86	-1.1%	0.94	$\pm$ 5%	Jun 6	0.96	+2.2%	$\rho$ (Kg/m <sup>3</sup> )		1000			
								Jun 9	0.91	-3.1%						
Note(s)																
1.	Detailed measurement data and plots showing the maximum SAR location of the DUT are reported in Appendix A.															
2.	The area scan evaluation was performed with a fully charged battery. After the area scan was completed the radio was cooled down and the battery was replaced with a fully charged battery prior to the zoom scan evaluation.															
3.	The power droop of the DUT measured by the DASY4 system for the duration of the SAR evaluations was added to the measured SAR level to report scaled SAR results as shown in the above test data table.															
4.	A SAR-versus-Time power droop evaluation was performed in the test configuration that reported the maximum-scaled SAR level. See Appendix A (SAR Test Plots) for SAR-versus-Time power droop evaluation plot.															

<b>Applicant:</b>	<b>Kenwood USA Corporation</b>	<b>FCC ID:</b>	<b>ALH30923110</b>	<b>Frequency Range:</b>	<b>450 - 470 MHz</b>	
<b>Model(s):</b>	<b>TK-3102G-1</b>	<b>Device Description:</b>	<b>Portable FM UHF Push-To-Talk Radio Transceiver</b>			
2008 Celltech Labs Inc.		This document is not to be reproduced in whole or in part without the prior written permission of Celltech Labs Inc.				Page 5 of 76

	<u>Date(s) of Evaluation</u> June 06, 09-10, 2008	<u>Test Report Serial No.</u> 060608ALH-T910-S90U	<u>Test Report Revision No.</u> Rev. 1.1 (2nd Release)	 Test Lab Certificate No. 2470.01
	<u>Test Report Issue Date</u> August 29, 2008	<u>Description of Test(s)</u> Specific Absorption Rate	<u>RF Exposure Category</u> Occupational (Controlled)	

## 4.0 DETAILS OF SAR EVALUATION

The Kenwood USA Corporation Model: TK-3102G-1 Portable FM UHF PTT Radio Transceiver described in this report was compliant for localized Specific Absorption Rate (Occupational / Controlled Exposure) based on the test provisions and conditions described below. Detailed photographs of the test setup are shown in Appendix D.

### Test Configuration(s)

1. The DUT was evaluated in a face-held configuration with the front of the radio placed parallel to the outer surface of the planar phantom. A 2.5 cm spacing was maintained between the front side of the DUT and the outer surface of the planar phantom.
2. The DUT was evaluated in a body-worn configuration with the back of the radio placed parallel to the outer surface of the planar phantom. The attached belt-clip accessory was touching the planar phantom and provided a 1.5 cm spacing from the back of the DUT to the outer surface of the planar phantom. The DUT was evaluated for body-worn SAR with the customer-supplied speaker-microphone accessory connected to the audio port.

### Test Mode & Output Power

3. The DUT was tested in unmodulated continuous transmit operation (Continuous Wave mode at 100% duty cycle) with the transmit key constantly depressed. For a push-to-talk device the 50% duty cycle compensation reported assumes a transmit/receive cycle of equal time base.
4. The area scan evaluation was performed with a fully charged battery. After the area scan was completed the radio was cooled down and the battery was replaced with a fully charged battery prior to the zoom scan evaluation.
5. The conducted power levels were measured prior to the SAR evaluations at the antenna connector of the DUT using a Gigatronics 8652A Universal Power Meter in accordance with the procedures specified in FCC 47 CFR §2.1046 and IC RSS-Gen.



### Test Conditions

6. The fluid temperature was measured prior to and after the SAR evaluations to ensure the temperature remained within  $\pm 2^{\circ}\text{C}$  of the fluid temperature reported during the dielectric parameter measurements.
7. The dielectric parameters of the simulated tissue mixtures were measured prior to the SAR evaluations using a Dielectric Probe Kit and a Network Analyzer (see Appendix C).
8. The SAR evaluations were performed within 24 hours of the system performance check.

## 5.0 EVALUATION PROCEDURES

- (i) The evaluation was performed in the applicable area of the phantom depending on the type of device being tested. For devices held to the ear during normal operation, both the left and right ear positions were evaluated using the SAM phantom.
- (ii) For body-worn and face-held devices a planar phantom was used.
- The SAR was determined by a pre-defined procedure within the DASY4 software. Upon completion of a reference and optical surface check, the exposed region of the phantom was scanned near the inner surface with a grid spacing of 15mm x 15mm.  
An area scan was determined as follows:
- Based on the defined area scan grid, a more detailed grid is created to increase the points by a factor of 10. The interpolation function then evaluates all field values between corresponding measurement points.
- A linear search is applied to find all the candidate maxima. Subsequently, all maxima are removed that are  $>2$  dB from the global maximum. The remaining maxima are then used to position the cube scans.  
A 1g and 10g spatial peak SAR was determined as follows:
- Extrapolation is used to find the points between the dipole center of the probe and the surface of the phantom. This data cannot be measured, since the center of the dipoles is 2.7 mm away from the tip of the probe and the distance between the surface and the lowest measuring point is 1.4 mm (see probe calibration document in Appendix F). The extrapolation was based on trivariate quadratics computed from the previously calculated 3D interpolated points nearest the phantom surface.
- Interpolated data is used to calculate the average SAR over 1g and 10g cubes by spatially discretizing the entire measured cube. The volume used to determine the averaged SAR is a 1mm grid (42875 interpolated points).
- A zoom scan volume of 32 mm x 32 mm x 30 mm (5 x 5 x 7 points) centered at the peak SAR location determined from the area scan is used for all zoom scans for devices with a transmit frequency  $< 800$  MHz. Zoom scans for frequencies  $\geq 800$  MHz are determined with a scan volume of 30 mm x 30 mm x 30 mm (7 x 7 x 7) to ensure complete capture of the peak spatial-average SAR.

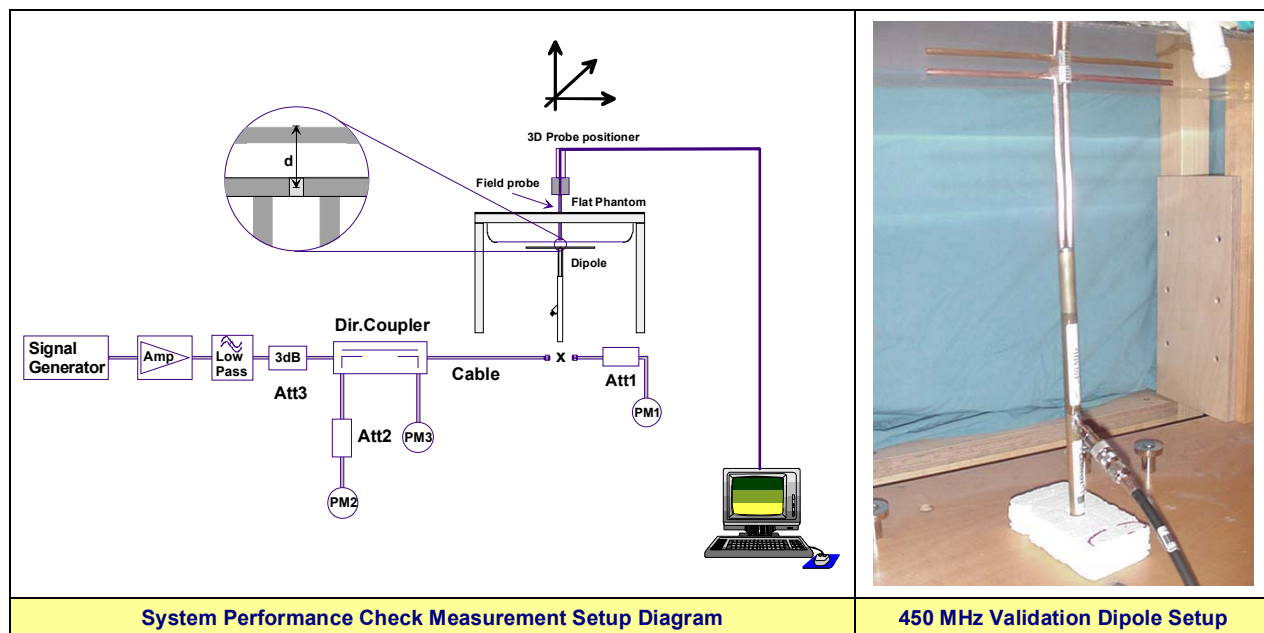
<b>Applicant:</b>	<b>Kenwood USA Corporation</b>	<b>FCC ID:</b>	<b>ALH30923110</b>	<b>Frequency Range:</b>	<b>450 - 470 MHz</b>	<b>KENWOOD</b>
<b>Model(s):</b>	<b>TK-3102G-1</b>	<b>Device Description:</b>	<b>Portable FM UHF Push-To-Talk Radio Transceiver</b>			
2008 Celltech Labs Inc.		This document is not to be reproduced in whole or in part without the prior written permission of Celltech Labs Inc.				Page 6 of 76

	<u>Date(s) of Evaluation</u> June 06, 09-10, 2008	<u>Test Report Serial No.</u> 060608ALH-T910-S90U	<u>Test Report Revision No.</u> Rev. 1.1 (2nd Release)	
	<u>Test Report Issue Date</u> August 29, 2008	<u>Description of Test(s)</u> Specific Absorption Rate	<u>RF Exposure Category</u> Occupational (Controlled)	
Test Lab Certificate No. 2470.01				



## 6.0 SYSTEM PERFORMANCE CHECK

Prior to the SAR evaluations a system check was performed using a Plexiglas planar phantom and 450 MHz dipole (see Appendix B for system performance check test plot). The dielectric parameters of the simulated tissue mixture were measured prior to the system performance check using a Dielectric Probe Kit and a Network Analyzer (see Appendix C for measured fluid dielectric parameters). A forward power of 250 mW was applied to the dipole and the system was verified to a tolerance of  $\pm 10\%$  from the system validation target SAR value (see Appendix E for system validation procedures).

SYSTEM PERFORMANCE CHECK EVALUATIONS																
Test Date	Equiv. Tissue	SAR 1g (W/kg)			Dielectric Constant $\epsilon_r$			Conductivity $\sigma$ (mho/m)			$\rho$ (Kg/m <sup>3</sup> )	Amb. Temp. (°C)	Fluid Temp. (°C)	Fluid Depth (cm)	Humid. (%)	Barom. Press. (kPa)
	Freq. MHz	Sys. Val. Target	Meas.	Dev.	Sys. Val. Target	Meas.	Dev.	Sys. Val. Target	Meas.	Dev.						
Jun 6	Brain 450	1.19 $\pm 10\%$	1.25	+5.0%	43.6 $\pm 5\%$	42.5	-2.5%	0.86 $\pm 5\%$	0.86	0.0%	1000	23.3	22.8	$\geq 15$	32	101.1
Jun 9	Brain 450	1.19 $\pm 10\%$	1.27	+6.8%	43.6 $\pm 5\%$	44.3	+1.6%	0.86 $\pm 5\%$	0.89	+3.5%	1000	24.0	22.8	$\geq 15$	32	101.2
Jun 10	Brain 450	1.19 $\pm 10\%$	1.21	+1.7%	43.6 $\pm 5\%$	44.2	+1.4%	0.86 $\pm 5\%$	0.86	0.0%	1000	23.8	22.3	$\geq 15$	33	100.9
Note(s)		1. The target SAR value is referenced from the System Validation procedure performed by Celltech Labs Inc. (see Appendix E).														
		2. The target dielectric parameters are referenced from the System Validation procedure performed by Celltech Labs Inc. (see Appendix E).														
		3. The fluid temperature was measured prior to and after the system performance check to ensure the temperature remained within $\pm 2^\circ\text{C}$ of the fluid temperature reported during the dielectric parameter measurements.														
		4. The SAR evaluations were performed within 24 hours of the system performance check.														



Applicant:	Kenwood USA Corporation	FCC ID:	ALH30923110	Frequency Range:	450 - 470 MHz	KENWOOD
Model(s):	TK-3102G-1	Device Description:	Portable FM UHF Push-To-Talk Radio Transceiver			
2008 Celltech Labs Inc.		This document is not to be reproduced in whole or in part without the prior written permission of Celltech Labs Inc.				Page 7 of 76

 Celltech Testing and Engineering Services Ltd.	<u>Date(s) of Evaluation</u> June 06, 09-10, 2008	<u>Test Report Serial No.</u> 060608ALH-T910-S90U	<u>Test Report Revision No.</u> Rev. 1.1 (2nd Release)	 Test Lab Certificate No. 2470.01
	<u>Test Report Issue Date</u> August 29, 2008	<u>Description of Test(s)</u> Specific Absorption Rate	<u>RF Exposure Category</u> Occupational (Controlled)	


## 7.0 SIMULATED EQUIVALENT TISSUES

The simulated tissue mixtures consisted of a viscous gel using hydroxethylcellulose (HEC) gelling agent and saline solution. Preservation with a bactericide was added and visual inspection made to ensure air bubbles were not trapped during the mixing process. The fluid was prepared according to standardized procedures and measured for dielectric parameters (permittivity and conductivity).



SIMULATED TISSUE MIXTURES		
INGREDIENT	450 MHz Brain	450 MHz Body
	System Check & DUT Evaluation	DUT Evaluation
Water	38.56 %	52.00 %
Sugar	56.32 %	45.65 %
Salt	3.95 %	1.75 %
HEC	0.98 %	0.50 %
Bactericide	0.19 %	0.10 %

## 8.0 SAR LIMITS

SAR RF EXPOSURE LIMITS			
FCC 47 CFR 2.1093	Health Canada Safety Code 6	(General Population / Uncontrolled Exposure)	(Occupational / Controlled Exposure)
Spatial Average (averaged over the whole body)		0.08 W/kg	0.4 W/kg
Spatial Peak (averaged over any 1 g of tissue)		1.6 W/kg	8.0 W/kg
Spatial Peak (hands/wrists/feet/ankles averaged over 10 g)		4.0 W/kg	20.0 W/kg
The Spatial Average value of the SAR averaged over the whole body.			
The Spatial Peak value of the SAR averaged over any 1 gram of tissue (defined as a tissue volume in the shape of a cube) and over the appropriate averaging time.			
The Spatial Peak value of the SAR averaged over any 10 grams of tissue (defined as a tissue volume in the shape of a cube) and over the appropriate averaging time.			
Uncontrolled environments are defined as locations where there is potential exposure of individuals who have no knowledge or control of their potential exposure.			
Controlled environments are defined as locations where there is potential exposure of individuals who have knowledge of their potential exposure and can exercise control over their exposure.			

<b>Applicant:</b>	<b>Kenwood USA Corporation</b>	<b>FCC ID:</b>	<b>ALH30923110</b>	<b>Frequency Range:</b>	<b>450 - 470 MHz</b>	
<b>Model(s):</b>	<b>TK-3102G-1</b>	<b>Device Description:</b>	<b>Portable FM UHF Push-To-Talk Radio Transceiver</b>			
2008 Celltech Labs Inc.		This document is not to be reproduced in whole or in part without the prior written permission of Celltech Labs Inc.				Page 8 of 76





 Celltech Testing and Engineering Services Ltd.	<u>Date(s) of Evaluation</u> June 06, 09-10, 2008	<u>Test Report Serial No.</u> 060608ALH-T910-S90U	<u>Test Report Revision No.</u> Rev. 1.1 (2nd Release)	 Test Lab Certificate No. 2470.01
	<u>Test Report Issue Date</u> August 29, 2008	<u>Description of Test(s)</u> Specific Absorption Rate	<u>RF Exposure Category</u> Occupational (Controlled)	


## 9.0 ROBOT SYSTEM SPECIFICATIONS

<b><u>Specifications</u></b>	
<b>Positioner</b>	Stäubli Unimation Corp. Robot Model: RX60L
<b>Repeatability</b>	0.02 mm
<b>No. of axis</b>	6
<b><u>Data Acquisition Electronic (DAE) System</u></b>	
<b><u>Cell Controller</u></b>	
<b>Processor</b>	AMD Athlon XP 2400+
<b>Clock Speed</b>	2.0 GHz
<b>Operating System</b>	Windows XP Professional
<b><u>Data Converter</u></b>	
<b>Features</b>	Signal Amplifier, multiplexer, A/D converter, and control logic
<b>Software</b>	Measurement Software: DASY4, V4.7 Build 44
	Postprocessing Software: SEMCAD, V1.8 Build 171
<b>Connecting Lines</b>	Optical downlink for data and status info., Optical uplink for commands and clock
<b><u>DASY4 Measurement Server</u></b>	
<b>Function</b>	Real-time data evaluation for field measurements and surface detection
<b>Hardware</b>	PC/104 166MHz Pentium CPU; 32 MB chipdisk; 64 MB RAM
<b>Connections</b>	COM1, COM2, DAE, Robot, Ethernet, Service Interface
<b><u>E-Field Probe</u></b>	
<b>Model</b>	ET3DV6
<b>Serial No.</b>	1387
<b>Construction</b>	Triangular core fiber optic detection system
<b>Frequency</b>	10 MHz to 6 GHz
<b>Linearity</b>	±0.2 dB (30 MHz to 3 GHz)
<b><u>Evaluation Phantom</u></b>	
<b>Type</b>	Side Planar Phantom
<b>Shell Material</b>	Plexiglas
<b>Bottom Thickness</b>	2.0 mm ± 0.1 mm
<b>Outer Dimensions</b>	75.0 cm (L) x 22.5 cm (W) x 20.5 cm (H); Back Plane: 25.7 cm (H)
<b><u>Validation Phantom (≤ 450MHz)</u></b>	
<b>Type</b>	Planar Phantom
<b>Shell Material</b>	Plexiglas
<b>Bottom Thickness</b>	6.2 mm ± 0.1 mm
<b>Outer Dimensions</b>	86.0 cm (L) x 39.5 cm (W) x 21.8 cm (H)


<b>Applicant:</b>	<b>Kenwood USA Corporation</b>	<b>FCC ID:</b>	<b>ALH30923110</b>	<b>Frequency Range:</b>	<b>450 - 470 MHz</b>	<b>KENWOOD</b>
<b>Model(s):</b>	<b>TK-3102G-1</b>	<b>Device Description:</b>	<b>Portable FM UHF Push-To-Talk Radio Transceiver</b>			
2008 Celltech Labs Inc.		This document is not to be reproduced in whole or in part without the prior written permission of Celltech Labs Inc.				Page 9 of 76

	<u>Date(s) of Evaluation</u> June 06, 09-10, 2008	<u>Test Report Serial No.</u> 060608ALH-T910-S90U	<u>Test Report Revision No.</u> Rev. 1.1 (2nd Release)	 Test Lab Certificate No. 2470.01
	<u>Test Report Issue Date</u> August 29, 2008	<u>Description of Test(s)</u> Specific Absorption Rate	<u>RF Exposure Category</u> Occupational (Controlled)	


## 10.0 PROBE SPECIFICATION (ET3DV6)

<p>Construction: Symmetrical design with triangular core Built-in shielding against static charges PEEK enclosure material (resistant to organic solvents, glycol)</p> <p>Calibration: In air from 10 MHz to 2.5 GHz In brain simulating tissue at frequencies of 900 MHz and 1.8 GHz (accuracy <math>\pm 8\%</math>)</p> <p>Frequency: 10 MHz to <math>&gt; 6</math> GHz; Linearity: <math>\pm 0.2</math> dB (30 MHz to 3 GHz)</p> <p>Directivity: <math>\pm 0.2</math> dB in brain tissue (rotation around probe axis) <math>\pm 0.4</math> dB in brain tissue (rotation normal to probe axis)</p> <p>Dynamic Range: <math>5 \mu\text{W/g}</math> to <math>&gt; 100 \text{ mW/g}</math>; Linearity: <math>\pm 0.2</math> dB</p> <p>Surface Detect: <math>\pm 0.2</math> mm repeatability in air and clear liquids over diffuse reflecting surfaces</p> <p>Dimensions: Overall length: 330 mm Tip length: 16 mm Body diameter: 12 mm Tip diameter: 6.8 mm Distance from probe tip to dipole centers: 2.7 mm</p> <p>Application: General dosimetry up to 3 GHz Compliance tests of mobile phone</p>	
ET3DV6 E-Field Probe	


## 11.0 SIDE PLANAR PHANTOM

<p>The side planar phantom is constructed of Plexiglas material with a 2.0 mm shell thickness for face-held and body-worn SAR evaluations of portable radio transceivers. The side planar phantom is mounted on the side of the DASY4 compact system table.</p>	
Plexiglas Side Planar Phantom	



## 12.0 VALIDATION PLANAR PHANTOM

<p>The validation planar phantom is constructed of Plexiglas material with a 6.0 mm shell thickness for system validations at 450MHz and below. The validation planar phantom is mounted to the table of the DASY4 compact system.</p>	
Plexiglas Validation Planar Phantom	

## 13.0 DEVICE HOLDER


<p>The DASY4 device holder has two scales for device rotation (with respect to the body axis) and the device inclination (with respect to the line between the ear openings). The plane between the ear openings and the mouth tip has a rotation angle of <math>65^\circ</math>. The bottom plate contains three pair of bolts for locking the device holder. The device holder positions are adjusted to the standard measurement positions in the three sections.</p>	
Device Holder	



<b>Applicant:</b>	<b>Kenwood USA Corporation</b>	<b>FCC ID:</b>	<b>ALH30923110</b>	<b>Frequency Range:</b>	<b>450 - 470 MHz</b>	<b>KENWOOD</b>
<b>Model(s):</b>	<b>TK-3102G-1</b>	<b>Device Description:</b>	<b>Portable FM UHF Push-To-Talk Radio Transceiver</b>			
2008 Celltech Labs Inc.		This document is not to be reproduced in whole or in part without the prior written permission of Celltech Labs Inc.				Page 10 of 76

 Celltech Testing and Engineering Services Ltd.	<u>Date(s) of Evaluation</u> June 06, 09-10, 2008	<u>Test Report Serial No.</u> 060608ALH-T910-S90U	<u>Test Report Revision No.</u> Rev. 1.1 (2nd Release)	 Test Lab Certificate No. 2470.01
	<u>Test Report Issue Date</u> August 29, 2008	<u>Description of Test(s)</u> Specific Absorption Rate	<u>RF Exposure Category</u> Occupational (Controlled)	

## 14.0 TEST EQUIPMENT LIST


TEST EQUIPMENT			ASSET NO.	SERIAL NO.	DATE CALIBRATED		CALIBRATION DUE DATE
USED	DESCRIPTION						
x	Schmid & Partner DASY4 System		-	-	-		-
x	-DASY4 Measurement Server		00158	1078	NA		NA
x	-Robot		00046	599396-01	NA		NA
x	-DAE4		00019	353	22Apr08		22Apr09
	-EX3DV4 E-Field Probe		00213	3600	19Apr08		19Apr09
x	-ET3DV6 E-Field Probe		00016	1387	22Apr08		22Apr09
	-300 MHz Validation Dipole		00023	135	30Apr08		30Apr09
x	-450 MHz Validation Dipole		00024	136	01May08		01May09
	-835 MHz Validation Dipole		00022	411	Body	02May08	02May09
	-900 MHz Validation Dipole		00020	054	Body	20May08	20May09
	-1800 MHz Validation Dipole		00021	247	Body	22May08	22May09
	-1900 MHz Validation Dipole		00032	151	Body	14May08	14May09
	-2450 MHz Validation Dipole		00025	150	Body	16Jun08	16Jun09
	5GHz Validation Dipole	-5200 MHz	00126	1031	Body	21Apr08	21Apr09
		-5500 MHz			Body	21Apr08	21Apr09
		-5800 MHz			Brain	21Apr08	21Apr09
					Body	21Apr08	21Apr09
	-SAM Phantom V4.0C		00154	1033	NA		NA
	-Barski Planar Phantom		00155	03-01	NA		NA
x	-Plexiglas Side Planar Phantom		00156	161	NA		NA
x	-Plexiglas Validation Planar Phantom		00157	137	NA		NA
	ALS-PR-DIEL Dielectric Probe Kit		00160	260-00953	NA		NA
x	HP 85070C Dielectric Probe Kit		00033	US39240170	NA		NA
x	Gigatronics 8652A Power Meter		00007	1835272	23Apr08		23Apr09
x	Gigatronics 80701A Power Sensor		00014	1833699	23Apr08		23Apr09
x	HP 8753ET Network Analyzer		00134	US39170292	28Apr08		28Apr09
x	Rohde & Schwarz SMR20 Signal Generator		00006	100104	23Apr08		23Apr09
x	Amplifier Research 5S1G4 Power Amplifier		00106	26235	NR		NR
	Amplifier Research 10W 1000C Power Amplifier		00041	27887	NR		NR
	Nextec NB00383 Microwave Amplifier		00151	0535	NR		NR
Notes	NA = Not Applicable						
	NR = Not Required						



<b>Applicant:</b>	<b>Kenwood USA Corporation</b>	<b>FCC ID:</b>	<b>ALH30923110</b>	<b>Frequency Range:</b>	<b>450 - 470 MHz</b>	
<b>Model(s):</b>	<b>TK-3102G-1</b>	<b>Device Description:</b>	<b>Portable FM UHF Push-To-Talk Radio Transceiver</b>			
2008 Celltech Labs Inc.		This document is not to be reproduced in whole or in part without the prior written permission of Celltech Labs Inc.				Page 11 of 76

	<u>Date(s) of Evaluation</u> June 06, 09-10, 2008	<u>Test Report Serial No.</u> 060608ALH-T910-S90U	<u>Test Report Revision No.</u> Rev. 1.1 (2nd Release)	
	<u>Test Report Issue Date</u> August 29, 2008	<u>Description of Test(s)</u> Specific Absorption Rate	<u>RF Exposure Category</u> Occupational (Controlled)	
Test Lab Certificate No. 2470.01				

## 15.0 MEASUREMENT UNCERTAINTIES

UNCERTAINTY BUDGET FOR DEVICE EVALUATION						
Error Description	Uncertainty Value ±%	Probability Distribution	Divisor	ci 1g	Uncertainty Value ±% (1g)	V <sub>i</sub> or V <sub>eff</sub>
<b>Measurement System</b>						
Probe calibration (450 MHz)	6.65	Normal	1	1	6.65	∞
Axial isotropy of the probe	4.7	Rectangular	1.732050808	0.7	1.9	∞
Spherical isotropy of the probe	9.6	Rectangular	1.732050808	0.7	3.9	∞
Spatial resolution	0	Rectangular	1.732050808	1	0.0	∞
Boundary effects	0.9	Rectangular	1.732050808	1	0.5	∞
Probe linearity	4.7	Rectangular	1.732050808	1	2.7	∞
Detection limit	1	Rectangular	1.732050808	1	0.6	∞
Readout electronics	0.3	Normal	1	1	0.3	∞
Response time	0.8	Rectangular	1.732050808	1	0.5	∞
Integration time	2.6	Rectangular	1.732050808	1	1.5	∞
RF ambient conditions	3	Rectangular	1.732050808	1	1.7	∞
Mech. constraints of robot	0.4	Rectangular	1.732050808	1	0.2	∞
Probe positioning	2.9	Rectangular	1.732050808	1	1.7	∞
Extrapolation & integration	1	Rectangular	1.732050808	1	0.6	∞
<b>Test Sample Related</b>						
Device positioning	2.9	Normal	1	1	2.9	12
Device holder uncertainty	3.6	Normal	1	1	3.6	8
Power drift	5	Rectangular	1.732050808	1	2.9	∞
<b>Phantom and Setup</b>						
Phantom uncertainty	4	Rectangular	1.732050808	1	2.3	∞
Liquid conductivity (target)	5	Rectangular	1.732050808	0.64	1.8	∞
Liquid conductivity (measured)	3.1	Normal	1	0.64	2.0	∞
Liquid permittivity (target)	5	Rectangular	1.732050808	0.6	1.7	∞
Liquid permittivity (measured)	2.7	Normal	1	0.6	1.6	∞
<b>Combined Standard Uncertainty</b>					<b>11.30</b>	
<b>Expanded Uncertainty (k=2)</b>					<b>22.59</b>	
Measurement Uncertainty Table in accordance with IEEE Standard 1528-2003 (see reference [5])						

<b>Applicant:</b>	<b>Kenwood USA Corporation</b>	<b>FCC ID:</b>	<b>ALH30923110</b>	<b>Frequency Range:</b>	<b>450 - 470 MHz</b>	
<b>Model(s):</b>	<b>TK-3102G-1</b>	<b>Device Description:</b>	<b>Portable FM UHF Push-To-Talk Radio Transceiver</b>			
2008 Celltech Labs Inc.		This document is not to be reproduced in whole or in part without the prior written permission of Celltech Labs Inc.				Page 12 of 76



	<u>Date(s) of Evaluation</u> June 06, 09-10, 2008	<u>Test Report Serial No.</u> 060608ALH-T910-S90U	<u>Test Report Revision No.</u> Rev. 1.1 (2nd Release)	 Test Lab Certificate No. 2470.01
	<u>Test Report Issue Date</u> August 29, 2008	<u>Description of Test(s)</u> Specific Absorption Rate	<u>RF Exposure Category</u> Occupational (Controlled)	

## MEASUREMENT UNCERTAINTIES (CONT.)

UNCERTAINTY BUDGET FOR SYSTEM VALIDATION						
Error Description	Uncertainty Value ±%	Probability Distribution	Divisor	ci 1g	Uncertainty Value ±% (1g)	V <sub>i</sub> or V <sub>eff</sub>
<b>Measurement System</b>						
Probe calibration (450 MHz)	6.65	Normal	1	1	6.65	∞
Axial isotropy of the probe	4.7	Rectangular	1.732050808	1	2.7	∞
Spherical isotropy of the probe	0	Rectangular	1.732050808	1	0.0	∞
Spatial resolution	0	Rectangular	1.732050808	1	0.0	∞
Boundary effects	0.9	Rectangular	1.732050808	1	0.5	∞
Probe linearity	4.7	Rectangular	1.732050808	1	2.7	∞
Detection limit	1	Rectangular	1.732050808	1	0.6	∞
Readout electronics	0.3	Normal	1	1	0.3	∞
Response time	0	Rectangular	1.732050808	1	0.0	∞
Integration time	0	Rectangular	1.732050808	1	0.0	∞
RF ambient conditions	3	Rectangular	1.732050808	1	1.7	∞
Mech. constraints of robot	0.4	Rectangular	1.732050808	1	0.2	∞
Probe positioning	2.9	Rectangular	1.732050808	1	1.7	∞
Extrapolation & integration	1	Rectangular	1.732050808	1	0.6	∞
<b>Dipole</b>						
Dipole Positioning	2	Normal	1.732050808	1	1.2	∞
Power & Power Drift	4.7	Normal	1.732050808	1	2.7	∞
<b>Phantom and Setup</b>						
Phantom uncertainty	4	Rectangular	1.732050808	1	2.3	∞
Liquid conductivity (target)	5	Rectangular	1.732050808	0.64	1.8	∞
Liquid conductivity (measured)	3.5	Normal	1	0.64	2.2	∞
Liquid permittivity (target)	5	Rectangular	1.732050808	0.6	1.7	∞
Liquid permittivity (measured)	2.5	Normal	1	0.6	1.5	∞
<b>Combined Standard Uncertainty</b>					<b>9.67</b>	
<b>Expanded Uncertainty (k=2)</b>					<b>19.34</b>	
Measurement Uncertainty Table in accordance with IEEE Standard 1528-2003 (see reference [5])						

Applicant:	Kenwood USA Corporation	FCC ID:	ALH30923110	Frequency Range:	450 - 470 MHz	KENWOOD
Model(s):	TK-3102G-1	Device Description:	Portable FM UHF Push-To-Talk Radio Transceiver			
2008 Celltech Labs Inc.		This document is not to be reproduced in whole or in part without the prior written permission of Celltech Labs Inc.				Page 13 of 76






	<u>Date(s) of Evaluation</u> June 06, 09-10, 2008	<u>Test Report Serial No.</u> 060608ALH-T910-S90U	<u>Test Report Revision No.</u> Rev. 1.1 (2nd Release)	 Test Lab Certificate No. 2470.01
	<u>Test Report Issue Date</u> August 29, 2008	<u>Description of Test(s)</u> Specific Absorption Rate	<u>RF Exposure Category</u> Occupational (Controlled)	

## 16.0 REFERENCES

- [1] Federal Communications Commission - "Radiofrequency radiation exposure evaluation: portable devices", Rule Part 47 CFR §2.1093.
- [2] Health Canada - "Limits of Human Exposure to Radiofrequency Electromagnetic Fields in the Frequency Range from 3 kHz to 300 GHz", Safety Code 6: 1999.
- [3] Federal Communications Commission - "Evaluating Compliance with FCC Guidelines for Human Exposure to Radio frequency Electromagnetic Fields", OET Bulletin 65, Supplement C (Edition 01-01), FCC, Washington, D.C.: June 2001.
- [4] Industry Canada - "Radio Frequency Exposure Compliance of Radiocommunication Apparatus (All Frequency Bands)", Radio Standards Specification RSS-102 Issue 2: November 2005.
- [5] IEEE Standard 1528-2003 - "Recommended Practice for Determining the Peak Spatial-Average Specific Absorption Rate (SAR) in the Human Head from Wireless Communications Devices: Measurement Techniques": December 2003.



[

<b>Applicant:</b>	<b>Kenwood USA Corporation</b>	<b>FCC ID:</b>	<b>ALH30923110</b>	<b>Frequency Range:</b>	<b>450 - 470 MHz</b>	
<b>Model(s):</b>	<b>TK-3102G-1</b>	<b>Device Description:</b>	<b>Portable FM UHF Push-To-Talk Radio Transceiver</b>			
2008 Celltech Labs Inc.		This document is not to be reproduced in whole or in part without the prior written permission of Celltech Labs Inc.				Page 14 of 76

	<u>Date(s) of Evaluation</u> June 06, 09-10, 2008	<u>Test Report Serial No.</u> 060608ALH-T910-S90U	<u>Test Report Revision No.</u> Rev. 1.1 (2nd Release)	 Test Lab Certificate No. 2470.01
	<u>Test Report Issue Date</u> August 29, 2008	<u>Description of Test(s)</u> Specific Absorption Rate	<u>RF Exposure Category</u> Occupational (Controlled)	

## APPENDIX A - SAR MEASUREMENT DATA

<b>Applicant:</b>	<b>Kenwood USA Corporation</b>	<b>FCC ID:</b>	<b>ALH30923110</b>	<b>Frequency Range:</b>	<b>450 - 470 MHz</b>	<b>KENWOOD</b>
<b>Model(s):</b>	<b>TK-3102G-1</b>	<b>Device Description:</b>	<b>Portable FM UHF Push-To-Talk Radio Transceiver</b>			
2008 Celltech Labs Inc.		This document is not to be reproduced in whole or in part without the prior written permission of Celltech Labs Inc.				Page 15 of 76

	Date(s) of Evaluation June 06, 09-10, 2008	Test Report Serial No. 060608ALH-T910-S90U	Test Report Revision No. Rev. 1.1 (2nd Release)	 Test Lab Certificate No. 2470.01
	Test Report Issue Date August 29, 2008	Description of Test(s) Specific Absorption Rate	RF Exposure Category Occupational (Controlled)	

Date Tested: 06/10/2008

## Face-held SAR - KRA-27M Antenna - NiCd 600mAh Battery - Mid Channel - 460 MHz

**DUT: Kenwood TK-3102G-1; Type: Portable FM UHF PTT Radio Transceiver; Serial: 00101248**

Ambient Temp: 23.8°C; Fluid Temp: 22.3°C; Barometric Pressure: 100.9 kPa; Humidity: 33%

RF Conducted Power: 4.5 Watts

Communication System: FM (CW)

Frequency: 460 MHz; Duty Cycle: 1:1

Medium: HSL450 Medium parameters used:  $f = 460 \text{ MHz}$ ;  $\sigma = 0.86 \text{ mho/m}$ ;  $\epsilon_r = 44.2$ ;  $\rho = 1000 \text{ kg/m}^3$

- Probe: ET3DV6 - SN1387; ConvF(7.32, 7.32, 7.32); Calibrated: 22/04/2008
- Sensor-Surface: 4mm (Mechanical Surface Detection)
- Electronics: DAE4 Sn353; Calibrated: 22/04/2008
- Phantom: Side Planar; Type: Plexiglas; Serial: 161
- Measurement SW: DASY4, V4.7 Build 44; Postprocessing SW: SEMCAD, V1.8 Build 171

### Face-held SAR - 2.5 cm Spacing from Front of DUT to Planar Phantom - Mid Channel - 460 MHz

**Area Scan (8x20x1):** Measurement grid:  $dx=15\text{mm}$ ,  $dy=15\text{mm}$

Maximum value of SAR (measured) = 4.44 mW/g

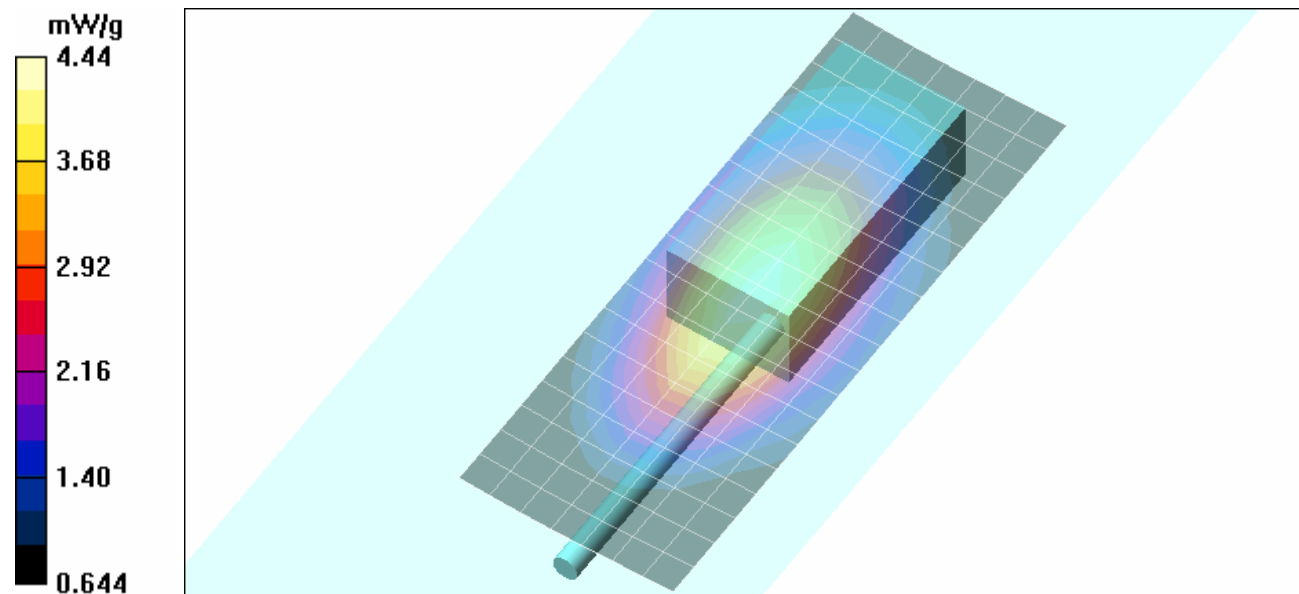
### Face-held SAR - 2.5 cm Spacing from Front of DUT to Planar Phantom - Mid Channel - 460 MHz

**Zoom Scan (5x5x7)/Cube 0:** Measurement grid:  $dx=7.5\text{mm}$ ,  $dy=7.5\text{mm}$ ,  $dz=5\text{mm}$



Reference Value = 72.5 V/m; Power Drift = -0.580 dB

Peak SAR (extrapolated) = 5.89 W/kg

**SAR(1 g) = 4.24 mW/g; SAR(10 g) = 3.1 mW/g**



Applicant:	Kenwood USA Corporation	FCC ID:	ALH30923110	Frequency Range:	450 - 470 MHz	KENWOOD
Model(s):	TK-3102G-1	Device Description:	Portable FM UHF Push-To-Talk Radio Transceiver			
2008 Celltech Labs Inc.		This document is not to be reproduced in whole or in part without the prior written permission of Celltech Labs Inc.				Page 16 of 76

	<u>Date(s) of Evaluation</u> June 06, 09-10, 2008	<u>Test Report Serial No.</u> 060608ALH-T910-S90U	<u>Test Report Revision No.</u> Rev. 1.1 (2nd Release)	 Test Lab Certificate No. 2470.01
	<u>Test Report Issue Date</u> August 29, 2008	<u>Description of Test(s)</u> Specific Absorption Rate	<u>RF Exposure Category</u> Occupational (Controlled)	

Date Tested: 06/10/2008

## Face-held SAR - KRA-27M Antenna - NiCd 1100mAh Battery - Mid Channel - 460 MHz

**DUT: Kenwood TK-3102G-1; Type: Portable FM UHF PTT Radio Transceiver; Serial: 00101248**

Ambient Temp: 23.8°C; Fluid Temp: 22.3°C; Barometric Pressure: 100.9 kPa; Humidity: 33%

RF Conducted Power: 4.5 Watts

Communication System: FM (CW)

Frequency: 460 MHz; Duty Cycle: 1:1

Medium: HSL450 Medium parameters used:  $f = 460 \text{ MHz}$ ;  $\sigma = 0.86 \text{ mho/m}$ ;  $\epsilon_r = 44.2$ ;  $\rho = 1000 \text{ kg/m}^3$

- Probe: ET3DV6 - SN1387; ConvF(7.32, 7.32, 7.32); Calibrated: 22/04/2008
- Sensor-Surface: 4mm (Mechanical Surface Detection)
- Electronics: DAE4 Sn353; Calibrated: 22/04/2008
- Phantom: Side Planar; Type: Plexiglas; Serial: 161
- Measurement SW: DASY4, V4.7 Build 44; Postprocessing SW: SEMCAD, V1.8 Build 171

### Face-held SAR - 2.5 cm Spacing from Front of DUT to Planar Phantom - Mid Channel - 460 MHz

**Area Scan (8x20x1):** Measurement grid:  $dx=15\text{mm}$ ,  $dy=15\text{mm}$

Maximum value of SAR (measured) = 4.93 mW/g

### Face-held SAR - 2.5 cm Spacing from Front of DUT to Planar Phantom - Mid Channel - 460 MHz

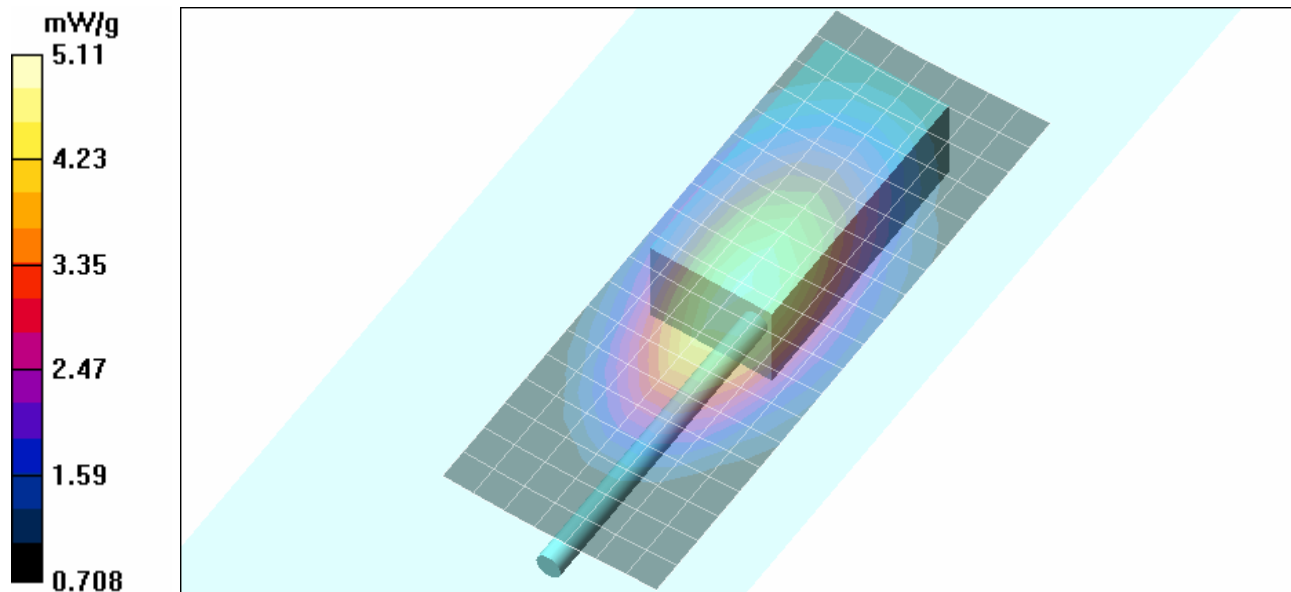
**Zoom Scan (5x5x7)/Cube 0:** Measurement grid:  $dx=7.5\text{mm}$ ,  $dy=7.5\text{mm}$ ,  $dz=5\text{mm}$


Reference Value = 77.6 V/m; Power Drift = -0.608 dB

Peak SAR (extrapolated) = 6.81 W/kg

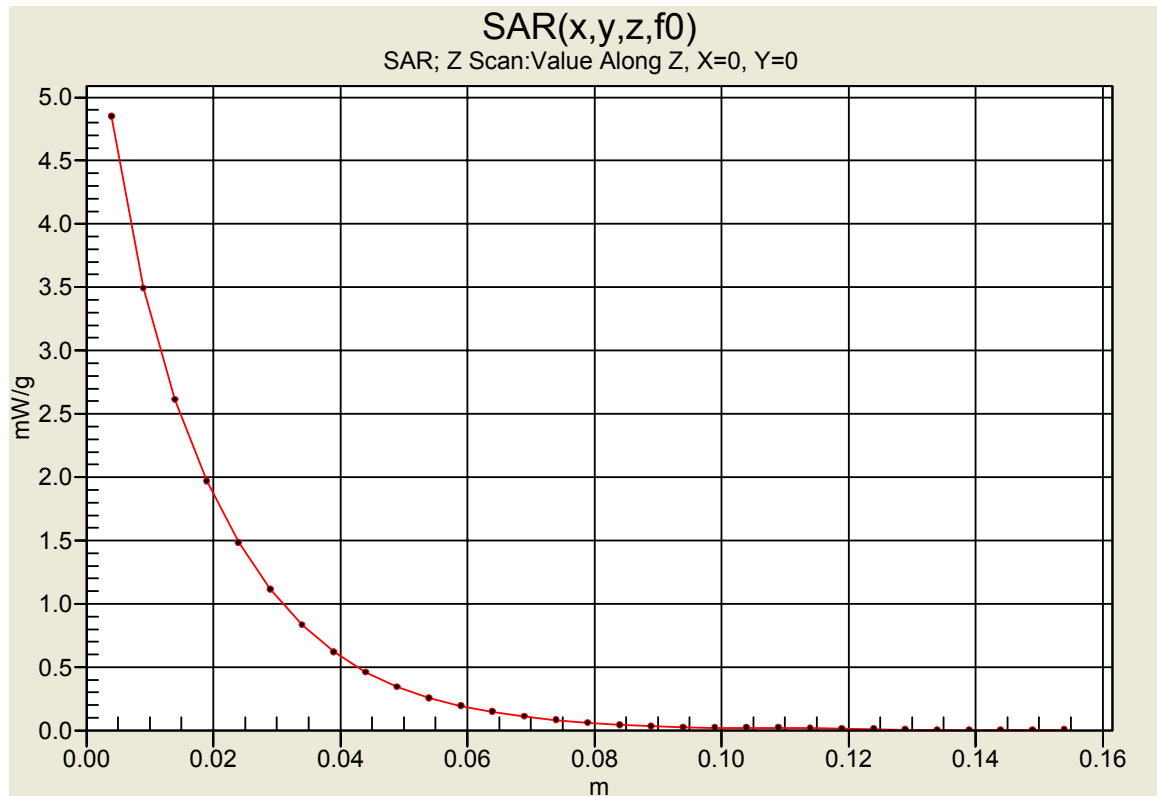
**SAR(1 g) = 4.85 mW/g; SAR(10 g) = 3.53 mW/g**

Maximum value of SAR (measured) = 5.11 mW/g





<b>Applicant:</b>	<b>Kenwood USA Corporation</b>	<b>FCC ID:</b>	<b>ALH30923110</b>	<b>Frequency Range:</b>	<b>450 - 470 MHz</b>	
<b>Model(s):</b>	<b>TK-3102G-1</b>	<b>Device Description:</b>	<b>Portable FM UHF Push-To-Talk Radio Transceiver</b>			
2008 Celltech Labs Inc.		This document is not to be reproduced in whole or in part without the prior written permission of Celltech Labs Inc.				Page 17 of 76

## Z-Axis Scan





	<u>Date(s) of Evaluation</u> June 06, 09-10, 2008	<u>Test Report Serial No.</u> 060608ALH-T910-S90U	<u>Test Report Revision No.</u> Rev. 1.1 (2nd Release)	 Test Lab Certificate No. 2470.01
	<u>Test Report Issue Date</u> August 29, 2008	<u>Description of Test(s)</u> Specific Absorption Rate	<u>RF Exposure Category</u> Occupational (Controlled)	

Date Tested: 06/10/2008

## Face-held SAR - KRA-27M Antenna - NiMH 1600mAh Battery - Mid Channel - 460 MHz

**DUT: Kenwood TK-3102G-1; Type: Portable FM UHF PTT Radio Transceiver; Serial: 00101248**

Ambient Temp: 23.8°C; Fluid Temp: 22.3°C; Barometric Pressure: 100.9 kPa; Humidity: 33%

RF Conducted Power: 4.5 Watts

Communication System: FM (CW)

Frequency: 460 MHz; Duty Cycle: 1:1

Medium: HSL450 Medium parameters used:  $f = 460 \text{ MHz}$ ;  $\sigma = 0.86 \text{ mho/m}$ ;  $\epsilon_r = 44.2$ ;  $\rho = 1000 \text{ kg/m}^3$

- Probe: ET3DV6 - SN1387; ConvF(7.32, 7.32, 7.32); Calibrated: 22/04/2008
- Sensor-Surface: 4mm (Mechanical Surface Detection)
- Electronics: DAE4 Sn353; Calibrated: 22/04/2008
- Phantom: Side Planar; Type: Plexiglas; Serial: 161
- Measurement SW: DASY4, V4.7 Build 44; Postprocessing SW: SEMCAD, V1.8 Build 171

### Face-held SAR - 2.5 cm Spacing from Front of DUT to Planar Phantom - Mid Channel - 460 MHz

**Area Scan (8x20x1):** Measurement grid:  $dx=15\text{mm}$ ,  $dy=15\text{mm}$

Maximum value of SAR (measured) = 4.64 mW/g

### Face-held SAR - 2.5 cm Spacing from Front of DUT to Planar Phantom - Mid Channel - 460 MHz

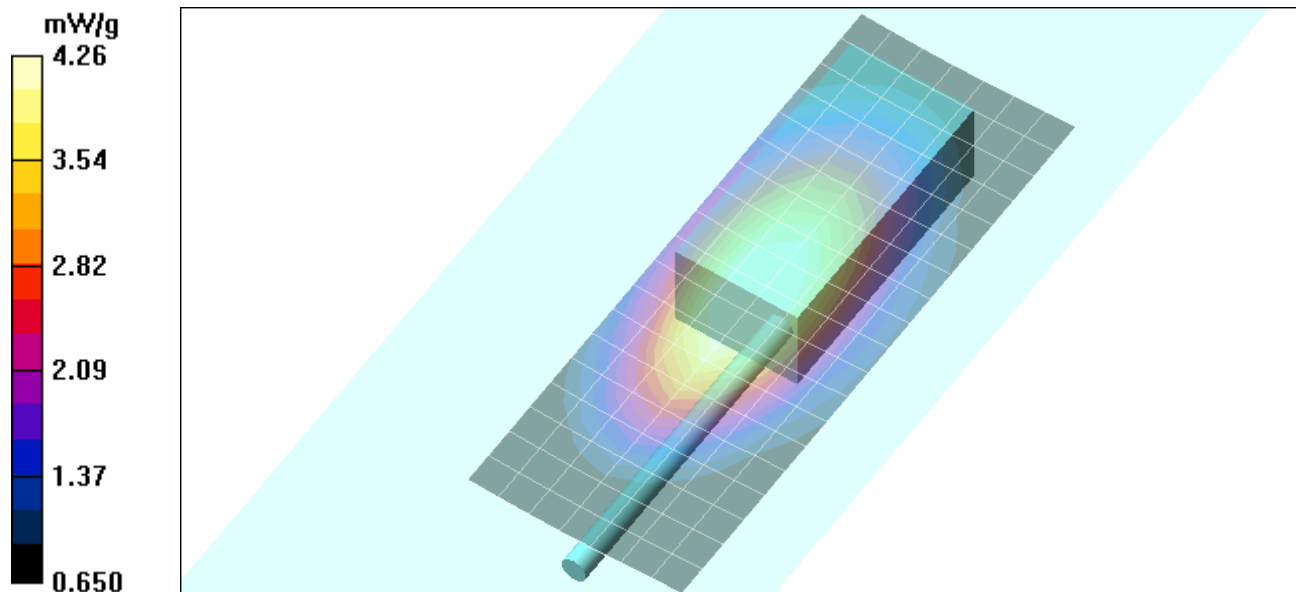
**Zoom Scan (5x5x7)/Cube 0:** Measurement grid:  $dx=7.5\text{mm}$ ,  $dy=7.5\text{mm}$ ,  $dz=5\text{mm}$

Reference Value = 72.4 V/m; Power Drift = -0.490 dB



Peak SAR (extrapolated) = 5.68 W/kg

**SAR(1 g) = 4.09 mW/g; SAR(10 g) = 3.01 mW/g**

Maximum value of SAR (measured) = 4.26 mW/g



<b>Applicant:</b>	<b>Kenwood USA Corporation</b>	<b>FCC ID:</b>	<b>ALH30923110</b>	<b>Frequency Range:</b>	<b>450 - 470 MHz</b>	<b>KENWOOD</b>
<b>Model(s):</b>	<b>TK-3102G-1</b>	<b>Device Description:</b>	<b>Portable FM UHF Push-To-Talk Radio Transceiver</b>			
2008 Celltech Labs Inc.		This document is not to be reproduced in whole or in part without the prior written permission of Celltech Labs Inc.				Page 19 of 76

	<u>Date(s) of Evaluation</u> June 06, 09-10, 2008	<u>Test Report Serial No.</u> 060608ALH-T910-S90U	<u>Test Report Revision No.</u> Rev. 1.1 (2nd Release)	 Test Lab Certificate No. 2470.01
	<u>Test Report Issue Date</u> August 29, 2008	<u>Description of Test(s)</u> Specific Absorption Rate	<u>RF Exposure Category</u> Occupational (Controlled)	

Date Tested: 06/10/2008

## Face-held SAR - KRA-27M Antenna - Alkaline AA Batteries - Mid Channel - 460 MHz

**DUT: Kenwood TK-3102G-1; Type: Portable FM UHF PTT Radio Transceiver; Serial: 00101248**

Ambient Temp: 23.8°C; Fluid Temp: 22.3°C; Barometric Pressure: 100.9 kPa; Humidity: 33%

RF Conducted Power: 4.5 Watts

Communication System: FM (CW)

Frequency: 460 MHz; Duty Cycle: 1:1

Medium: HSL450 Medium parameters used:  $f = 460 \text{ MHz}$ ;  $\sigma = 0.86 \text{ mho/m}$ ;  $\epsilon_r = 44.2$ ;  $\rho = 1000 \text{ kg/m}^3$

- Probe: ET3DV6 - SN1387; ConvF(7.32, 7.32, 7.32); Calibrated: 22/04/2008
- Sensor-Surface: 4mm (Mechanical Surface Detection)
- Electronics: DAE4 Sn353; Calibrated: 22/04/2008
- Phantom: Side Planar; Type: Plexiglas; Serial: 161
- Measurement SW: DASY4, V4.7 Build 44; Postprocessing SW: SEMCAD, V1.8 Build 171

## Face-held SAR - 2.5 cm Spacing from Front of DUT to Planar Phantom - Mid Channel - 460 MHz

**Area Scan (8x20x1):** Measurement grid:  $dx=15\text{mm}$ ,  $dy=15\text{mm}$

Maximum value of SAR (measured) = 4.72 mW/g

## Face-held SAR - 2.5 cm Spacing from Front of DUT to Planar Phantom - Mid Channel - 460 MHz

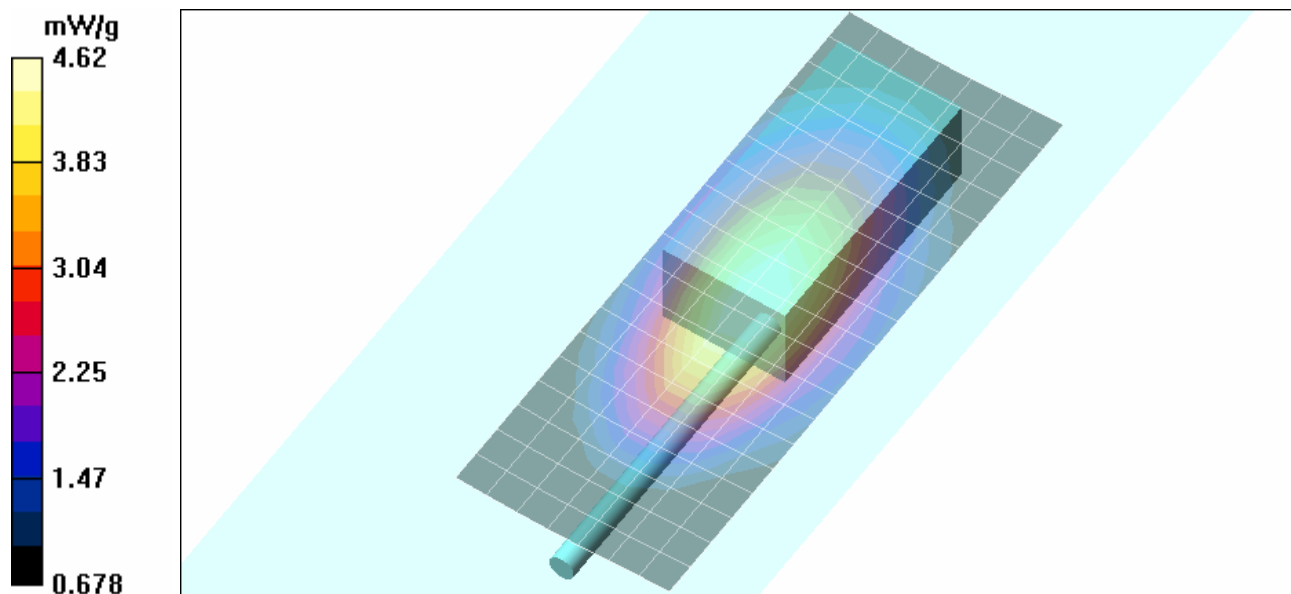
**Zoom Scan (5x5x7)/Cube 0:** Measurement grid:  $dx=7.5\text{mm}$ ,  $dy=7.5\text{mm}$ ,  $dz=5\text{mm}$


Reference Value = 74.3 V/m; Power Drift = -0.890 dB



Peak SAR (extrapolated) = 6.13 W/kg

**SAR(1 g) = 4.41 mW/g; SAR(10 g) = 3.22 mW/g**

Maximum value of SAR (measured) = 4.62 mW/g



<b>Applicant:</b>	<b>Kenwood USA Corporation</b>	<b>FCC ID:</b>	<b>ALH30923110</b>	<b>Frequency Range:</b>	<b>450 - 470 MHz</b>	
<b>Model(s):</b>	<b>TK-3102G-1</b>	<b>Device Description:</b>	<b>Portable FM UHF Push-To-Talk Radio Transceiver</b>			
2008 Celltech Labs Inc.		This document is not to be reproduced in whole or in part without the prior written permission of Celltech Labs Inc.				Page 20 of 76

	<u>Date(s) of Evaluation</u> June 06, 09-10, 2008	<u>Test Report Serial No.</u> 060608ALH-T910-S90U	<u>Test Report Revision No.</u> Rev. 1.1 (2nd Release)	 Test Lab Certificate No. 2470.01
	<u>Test Report Issue Date</u> August 29, 2008	<u>Description of Test(s)</u> Specific Absorption Rate	<u>RF Exposure Category</u> Occupational (Controlled)	

Date Tested: 06/10/2008

## Face-held SAR - KRA-23M Antenna - NiCd 600mAh Battery - Mid Channel - 460 MHz

**DUT: Kenwood TK-3102G-1; Type: Portable FM UHF PTT Radio Transceiver; Serial: 00101248**

Ambient Temp: 23.8°C; Fluid Temp: 22.3°C; Barometric Pressure: 100.9 kPa; Humidity: 33%

RF Conducted Power: 4.5 Watts

Communication System: FM (CW)

Frequency: 460 MHz; Duty Cycle: 1:1

Medium: HSL450 Medium parameters used:  $f = 460 \text{ MHz}$ ;  $\sigma = 0.86 \text{ mho/m}$ ;  $\epsilon_r = 44.2$ ;  $\rho = 1000 \text{ kg/m}^3$

- Probe: ET3DV6 - SN1387; ConvF(7.32, 7.32, 7.32); Calibrated: 22/04/2008
- Sensor-Surface: 4mm (Mechanical Surface Detection)
- Electronics: DAE4 Sn353; Calibrated: 22/04/2008
- Phantom: Side Planar; Type: Plexiglas; Serial: 161
- Measurement SW: DASY4, V4.7 Build 44; Postprocessing SW: SEMCAD, V1.8 Build 171

## Face-held SAR - 2.5 cm Spacing from Front of DUT to Planar Phantom - Mid Channel - 460 MHz

**Area Scan (8x20x1):** Measurement grid:  $dx=15\text{mm}$ ,  $dy=15\text{mm}$

Maximum value of SAR (measured) = 3.86 mW/g

## Face-held SAR - 2.5 cm Spacing from Front of DUT to Planar Phantom - Mid Channel - 460 MHz

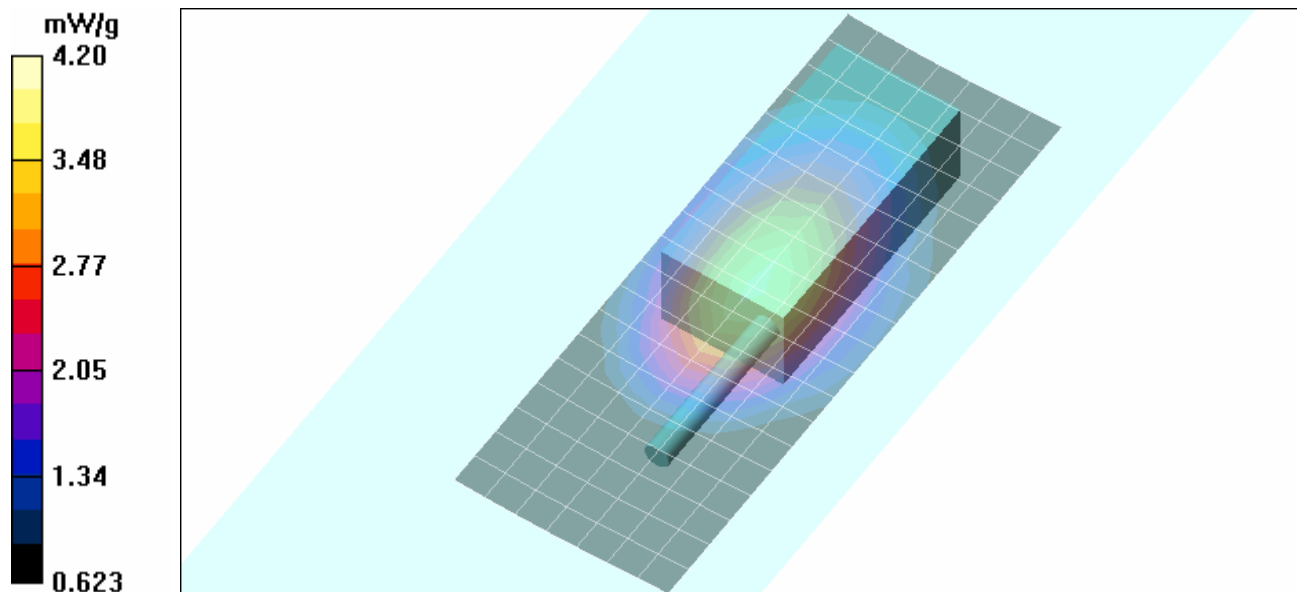
**Zoom Scan (5x5x7)/Cube 0:** Measurement grid:  $dx=7.5\text{mm}$ ,  $dy=7.5\text{mm}$ ,  $dz=5\text{mm}$


Reference Value = 68.8 V/m; Power Drift = -0.433 dB



Peak SAR (extrapolated) = 5.56 W/kg

**SAR(1 g) = 4 mW/g; SAR(10 g) = 2.93 mW/g**

Maximum value of SAR (measured) = 4.20 mW/g



<b>Applicant:</b>	<b>Kenwood USA Corporation</b>	<b>FCC ID:</b>	<b>ALH30923110</b>	<b>Frequency Range:</b>	<b>450 - 470 MHz</b>	
<b>Model(s):</b>	<b>TK-3102G-1</b>	<b>Device Description:</b>	<b>Portable FM UHF Push-To-Talk Radio Transceiver</b>			
2008 Celltech Labs Inc.		This document is not to be reproduced in whole or in part without the prior written permission of Celltech Labs Inc.				Page 21 of 76

	<u>Date(s) of Evaluation</u> June 06, 09-10, 2008	<u>Test Report Serial No.</u> 060608ALH-T910-S90U	<u>Test Report Revision No.</u> Rev. 1.1 (2nd Release)	 Test Lab Certificate No. 2470.01
	<u>Test Report Issue Date</u> August 29, 2008	<u>Description of Test(s)</u> Specific Absorption Rate	<u>RF Exposure Category</u> Occupational (Controlled)	

Date Tested: 06/10/2008

## Face-held SAR - KRA-23M Antenna - NiCd 1100mAh Battery - Mid Channel - 460 MHz

**DUT: Kenwood TK-3102G-1; Type: Portable FM UHF PTT Radio Transceiver; Serial: 00101248**

Ambient Temp: 23.8°C; Fluid Temp: 22.3°C; Barometric Pressure: 100.9 kPa; Humidity: 33%

RF Conducted Power: 4.5 Watts

Communication System: FM (CW)

Frequency: 460 MHz; Duty Cycle: 1:1

Medium: HSL450 Medium parameters used:  $f = 460 \text{ MHz}$ ;  $\sigma = 0.86 \text{ mho/m}$ ;  $\epsilon_r = 44.2$ ;  $\rho = 1000 \text{ kg/m}^3$

- Probe: ET3DV6 - SN1387; ConvF(7.32, 7.32, 7.32); Calibrated: 22/04/2008
- Sensor-Surface: 4mm (Mechanical Surface Detection)
- Electronics: DAE4 Sn353; Calibrated: 22/04/2008
- Phantom: Side Planar; Type: Plexiglas; Serial: 161
- Measurement SW: DASY4, V4.7 Build 44; Postprocessing SW: SEMCAD, V1.8 Build 171

## Face-held SAR - 2.5 cm Spacing from Front of DUT to Planar Phantom - Mid Channel - 460 MHz

**Area Scan (8x20x1):** Measurement grid:  $dx=15\text{mm}$ ,  $dy=15\text{mm}$

Maximum value of SAR (measured) = 4.39 mW/g

## Face-held SAR - 2.5 cm Spacing from Front of DUT to Planar Phantom - Mid Channel - 460 MHz

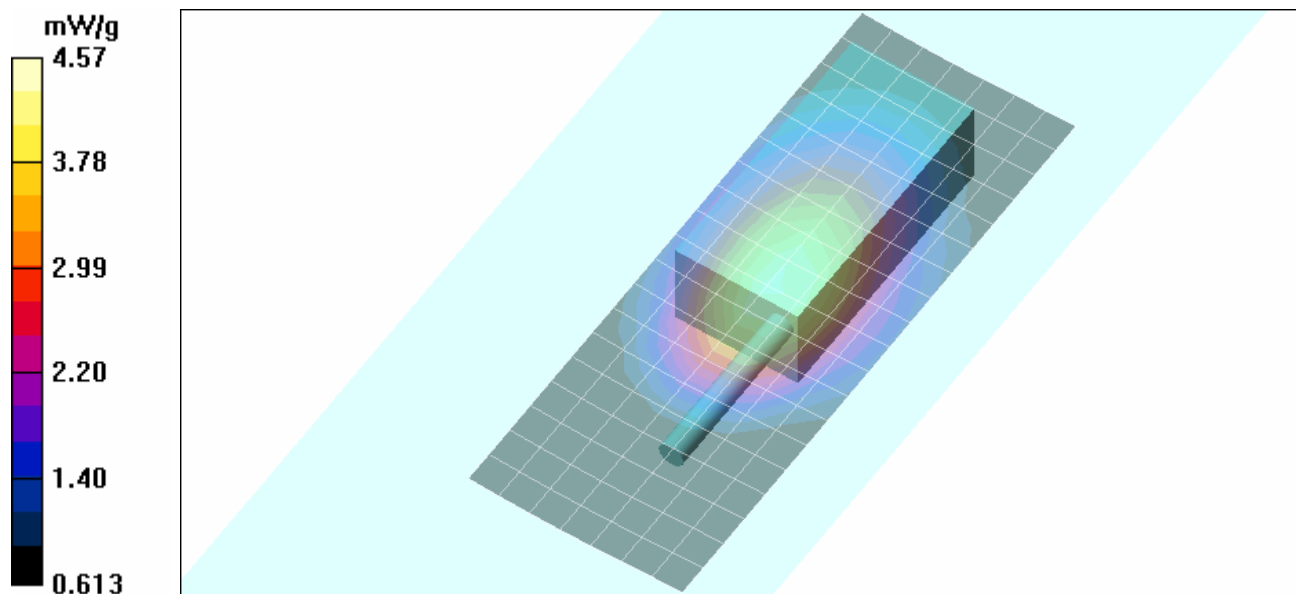
**Zoom Scan (5x5x7)/Cube 0:** Measurement grid:  $dx=7.5\text{mm}$ ,  $dy=7.5\text{mm}$ ,  $dz=5\text{mm}$


Reference Value = 73.4 V/m; Power Drift = -0.468 dB



Peak SAR (extrapolated) = 6.12 W/kg

**SAR(1 g) = 4.36 mW/g; SAR(10 g) = 3.17 mW/g**

Maximum value of SAR (measured) = 4.57 mW/g



<b>Applicant:</b>	<b>Kenwood USA Corporation</b>	<b>FCC ID:</b>	<b>ALH30923110</b>	<b>Frequency Range:</b>	<b>450 - 470 MHz</b>	
<b>Model(s):</b>	<b>TK-3102G-1</b>	<b>Device Description:</b>	<b>Portable FM UHF Push-To-Talk Radio Transceiver</b>			
2008 Celltech Labs Inc.		This document is not to be reproduced in whole or in part without the prior written permission of Celltech Labs Inc.				Page 22 of 76

	<u>Date(s) of Evaluation</u> June 06, 09-10, 2008	<u>Test Report Serial No.</u> 060608ALH-T910-S90U	<u>Test Report Revision No.</u> Rev. 1.1 (2nd Release)	 Test Lab Certificate No. 2470.01
	<u>Test Report Issue Date</u> August 29, 2008	<u>Description of Test(s)</u> Specific Absorption Rate	<u>RF Exposure Category</u> Occupational (Controlled)	

Date Tested: 06/10/2008

## Face-held SAR - KRA-23M Antenna - NiMH 1600mAh Battery - Mid Channel - 460 MHz

**DUT: Kenwood TK-3102G-1; Type: Portable FM UHF PTT Radio Transceiver; Serial: 00101248**

Ambient Temp: 23.8°C; Fluid Temp: 22.3°C; Barometric Pressure: 100.9 kPa; Humidity: 33%

RF Conducted Power: 4.5 Watts

Communication System: FM (CW)

Frequency: 460 MHz; Duty Cycle: 1:1

Medium: HSL450 Medium parameters used:  $f = 460 \text{ MHz}$ ;  $\sigma = 0.86 \text{ mho/m}$ ;  $\epsilon_r = 44.2$ ;  $\rho = 1000 \text{ kg/m}^3$

- Probe: ET3DV6 - SN1387; ConvF(7.32, 7.32, 7.32); Calibrated: 22/04/2008
- Sensor-Surface: 4mm (Mechanical Surface Detection)
- Electronics: DAE4 Sn353; Calibrated: 22/04/2008
- Phantom: Side Planar; Type: Plexiglas; Serial: 161
- Measurement SW: DASY4, V4.7 Build 44; Postprocessing SW: SEMCAD, V1.8 Build 171

## Face-held SAR - 2.5 cm Spacing from Front of DUT to Planar Phantom - Mid Channel - 460 MHz

**Area Scan (8x20x1):** Measurement grid:  $dx=15\text{mm}$ ,  $dy=15\text{mm}$

Maximum value of SAR (measured) = 4.02 mW/g

## Face-held SAR - 2.5 cm Spacing from Front of DUT to Planar Phantom - Mid Channel - 460 MHz

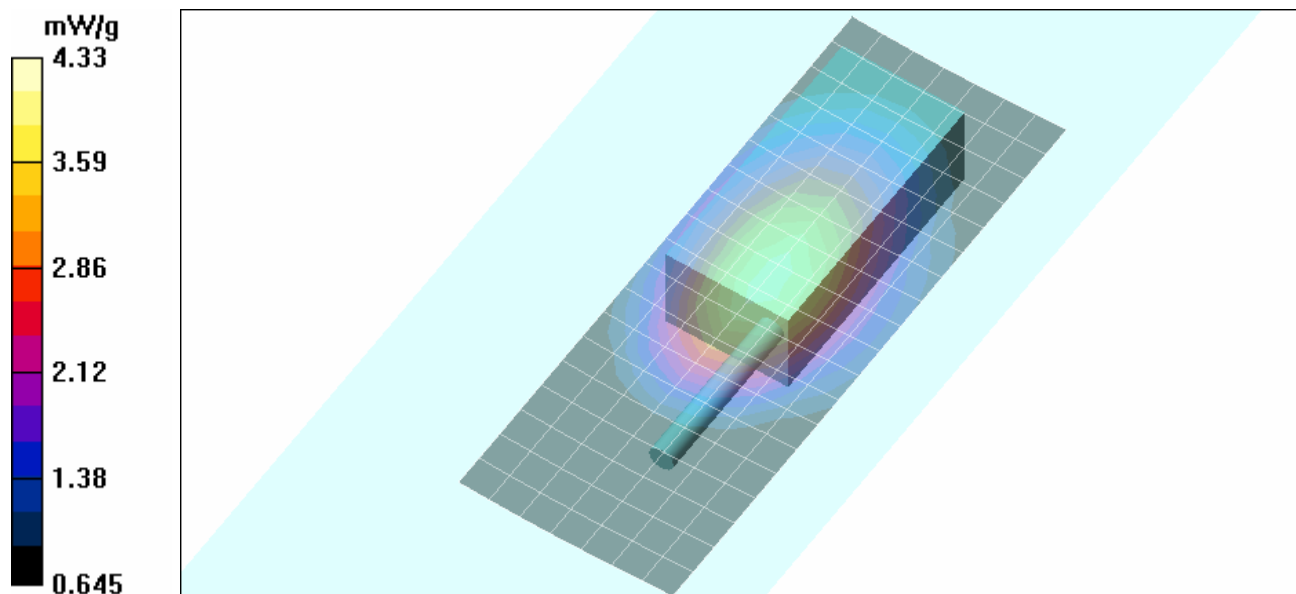
**Zoom Scan (5x5x7)/Cube 0:** Measurement grid:  $dx=7.5\text{mm}$ ,  $dy=7.5\text{mm}$ ,  $dz=5\text{mm}$


Reference Value = 69.8 V/m; Power Drift = -0.470 dB

Peak SAR (extrapolated) = 5.77 W/kg



**SAR(1 g) = 4.15 mW/g; SAR(10 g) = 3.03 mW/g**

Maximum value of SAR (measured) = 4.33 mW/g



<b>Applicant:</b>	<b>Kenwood USA Corporation</b>	<b>FCC ID:</b>	<b>ALH30923110</b>	<b>Frequency Range:</b>	<b>450 - 470 MHz</b>	
<b>Model(s):</b>	<b>TK-3102G-1</b>	<b>Device Description:</b>	<b>Portable FM UHF Push-To-Talk Radio Transceiver</b>			
2008 Celltech Labs Inc.		This document is not to be reproduced in whole or in part without the prior written permission of Celltech Labs Inc.				Page 23 of 76



	<u>Date(s) of Evaluation</u> June 06, 09-10, 2008	<u>Test Report Serial No.</u> 060608ALH-T910-S90U	<u>Test Report Revision No.</u> Rev. 1.1 (2nd Release)	 Test Lab Certificate No. 2470.01
	<u>Test Report Issue Date</u> August 29, 2008	<u>Description of Test(s)</u> Specific Absorption Rate	<u>RF Exposure Category</u> Occupational (Controlled)	

Date Tested: 06/10/2008

## Face-held SAR - KRA-23M Antenna - Alkaline AA Batteries - Mid Channel - 460 MHz

**DUT: Kenwood TK-3102G-1; Type: Portable FM UHF PTT Radio Transceiver; Serial: 00101248**

Ambient Temp: 23.8°C; Fluid Temp: 22.3°C; Barometric Pressure: 100.9 kPa; Humidity: 33%

RF Conducted Power: 4.5 Watts

Communication System: FM (CW)

Frequency: 460 MHz; Duty Cycle: 1:1

Medium: HSL450 Medium parameters used:  $f = 460 \text{ MHz}$ ;  $\sigma = 0.86 \text{ mho/m}$ ;  $\epsilon_r = 44.2$ ;  $\rho = 1000 \text{ kg/m}^3$

- Probe: ET3DV6 - SN1387; ConvF(7.32, 7.32, 7.32); Calibrated: 22/04/2008
- Sensor-Surface: 4mm (Mechanical Surface Detection)
- Electronics: DAE4 Sn353; Calibrated: 22/04/2008
- Phantom: Side Planar; Type: Plexiglas; Serial: 161
- Measurement SW: DASY4, V4.7 Build 44; Postprocessing SW: SEMCAD, V1.8 Build 171

## Face-held SAR - 2.5 cm Spacing from Front of DUT to Planar Phantom - Mid Channel - 460 MHz

**Area Scan (8x20x1):** Measurement grid:  $dx=15\text{mm}$ ,  $dy=15\text{mm}$

Maximum value of SAR (measured) = 4.07 mW/g

## Face-held SAR - 2.5 cm Spacing from Front of DUT to Planar Phantom - Mid Channel - 460 MHz

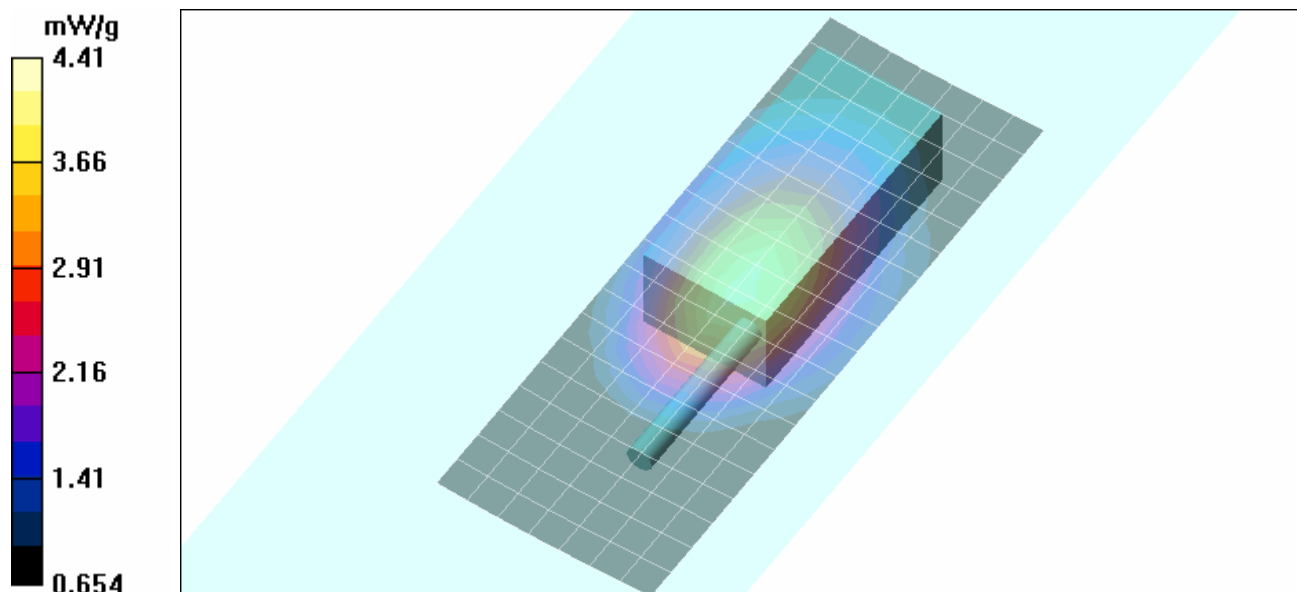
**Zoom Scan (5x5x7)/Cube 0:** Measurement grid:  $dx=7.5\text{mm}$ ,  $dy=7.5\text{mm}$ ,  $dz=5\text{mm}$


Reference Value = 71.4 V/m; Power Drift = -0.699 dB



Peak SAR (extrapolated) = 5.86 W/kg

**SAR(1 g) = 4.21 mW/g; SAR(10 g) = 3.07 mW/g**

Maximum value of SAR (measured) = 4.41 mW/g



<b>Applicant:</b>	<b>Kenwood USA Corporation</b>	<b>FCC ID:</b>	<b>ALH30923110</b>	<b>Frequency Range:</b>	<b>450 - 470 MHz</b>	
<b>Model(s):</b>	<b>TK-3102G-1</b>	<b>Device Description:</b>	<b>Portable FM UHF Push-To-Talk Radio Transceiver</b>			
2008 Celltech Labs Inc.		This document is not to be reproduced in whole or in part without the prior written permission of Celltech Labs Inc.				Page 24 of 76

	<u>Date(s) of Evaluation</u> June 06, 09-10, 2008	<u>Test Report Serial No.</u> 060608ALH-T910-S90U	<u>Test Report Revision No.</u> Rev. 1.1 (2nd Release)	 Test Lab Certificate No. 2470.01
	<u>Test Report Issue Date</u> August 29, 2008	<u>Description of Test(s)</u> Specific Absorption Rate	<u>RF Exposure Category</u> Occupational (Controlled)	

Date Tested: 06/09/2008

## Body-worn SAR - KRA-27M Antenna - NiCd 600mAh Battery - Mid Channel - 460 MHz

**DUT: Kenwood TK-3102G-1; Type: Portable FM UHF PTT Radio Transceiver; Serial: 00101248**

**Body-worn Accessory: Belt-Clip (P/N: KRA-10); Audio Accessory: Speaker-Microphone (P/N: KMC-8A)**

Ambient Temp: 24.0°C; Fluid Temp: 21.2°C; Barometric Pressure: 101.2 kPa; Humidity: 32%

RF Conducted Power: 4.5 Watts

Communication System: FM (CW)

Frequency: 460 MHz; Duty Cycle: 1:1

Medium: M450 Medium parameters used:  $f = 460 \text{ MHz}$ ;  $\sigma = 0.91 \text{ mho/m}$ ;  $\epsilon_r = 58.2$ ;  $\rho = 1000 \text{ kg/m}^3$

- Probe: ET3DV6 - SN1387; ConvF(7.76, 7.76, 7.76); Calibrated: 22/04/2008
- Sensor-Surface: 4mm (Mechanical Surface Detection)
- Electronics: DAE4 Sn353; Calibrated: 22/04/2008
- Phantom: Side Planar; Type: Plexiglas; Serial: 161
- Measurement SW: DASY4, V4.7 Build 44; Postprocessing SW: SEMCAD, V1.8 Build 171

## Body-worn SAR - 1.5 cm Belt-Clip Spacing from Back of DUT to Planar Phantom - Mid Channel - 460 MHz

**Area Scan (8x20x1):** Measurement grid:  $dx=15\text{mm}$ ,  $dy=15\text{mm}$

Maximum value of SAR (measured) = 8.36 mW/g

## Body-worn SAR - 1.5 cm Belt-Clip Spacing from Back of DUT to Planar Phantom - Mid Channel - 460 MHz

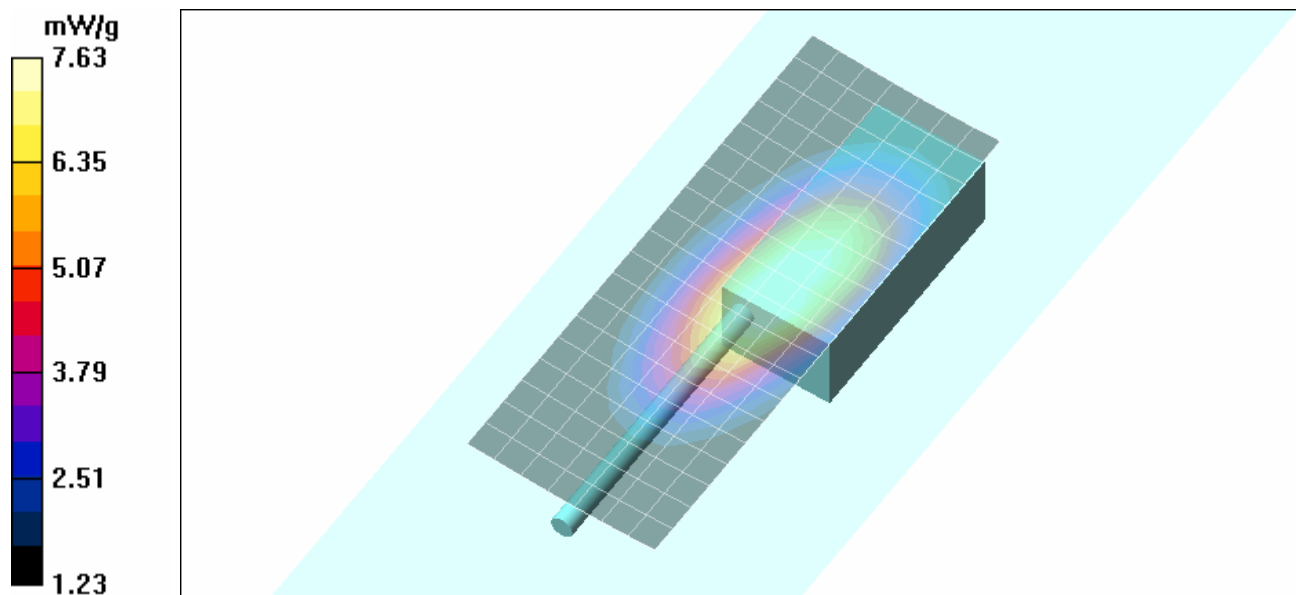
**Zoom Scan (5x5x7)/Cube 0:** Measurement grid:  $dx=7.5\text{mm}$ ,  $dy=7.5\text{mm}$ ,  $dz=5\text{mm}$


Reference Value = 95.5 V/m; Power Drift = -0.612 dB



Peak SAR (extrapolated) = 10.7 W/kg

**SAR(1 g) = 7.33 mW/g; SAR(10 g) = 5.24 mW/g**

Maximum value of SAR (measured) = 7.63 mW/g



<b>Applicant:</b>	<b>Kenwood USA Corporation</b>	<b>FCC ID:</b>	<b>ALH30923110</b>	<b>Frequency Range:</b>	<b>450 - 470 MHz</b>	
<b>Model(s):</b>	<b>TK-3102G-1</b>	<b>Device Description:</b>	<b>Portable FM UHF Push-To-Talk Radio Transceiver</b>			
2008 Celltech Labs Inc.		This document is not to be reproduced in whole or in part without the prior written permission of Celltech Labs Inc.				Page 25 of 76

	<u>Date(s) of Evaluation</u> June 06, 09-10, 2008	<u>Test Report Serial No.</u> 060608ALH-T910-S90U	<u>Test Report Revision No.</u> Rev. 1.1 (2nd Release)	 Test Lab Certificate No. 2470.01
	<u>Test Report Issue Date</u> August 29, 2008	<u>Description of Test(s)</u> Specific Absorption Rate	<u>RF Exposure Category</u> Occupational (Controlled)	

Date Tested: 06/06/2008

## Body-worn SAR - KRA-27M Antenna - NiCd 1100mAh Battery - Mid Channel - 460 MHz

**DUT: Kenwood TK-3102G-1; Type: Portable FM UHF PTT Radio Transceiver; Serial: 00101248**

**Body-worn Accessory: Belt-Clip (P/N: KRA-10); Audio Accessory: Speaker-Microphone (P/N: KMC-8A)**

Ambient Temp: 23.3°C; Fluid Temp: 22.8°C; Barometric Pressure: 101.1 kPa; Humidity: 32%

RF Conducted Power: 4.5 Watts

Communication System: FM (CW)

Frequency: 460 MHz; Duty Cycle: 1:1

Medium: M450 Medium parameters used:  $f = 460 \text{ MHz}$ ;  $\sigma = 0.96 \text{ mho/m}$ ;  $\epsilon_r = 57.3$ ;  $\rho = 1000 \text{ kg/m}^3$

- Probe: ET3DV6 - SN1387; ConvF(7.76, 7.76, 7.76); Calibrated: 22/04/2008
- Sensor-Surface: 4mm (Mechanical Surface Detection)
- Electronics: DAE4 Sn353; Calibrated: 22/04/2008
- Phantom: Side Planar; Type: Plexiglas; Serial: 161
- Measurement SW: DASY4, V4.7 Build 44; Postprocessing SW: SEMCAD, V1.8 Build 171

## Body-worn SAR - 1.5 cm Belt-Clip Spacing from Back of DUT to Planar Phantom - Mid Channel - 460 MHz

**Area Scan (8x20x1):** Measurement grid:  $dx=15\text{mm}$ ,  $dy=15\text{mm}$

Maximum value of SAR (measured) = 9.47 mW/g

## Body-worn SAR - 1.5 cm Belt-Clip Spacing from Back of DUT to Planar Phantom - Mid Channel - 460 MHz

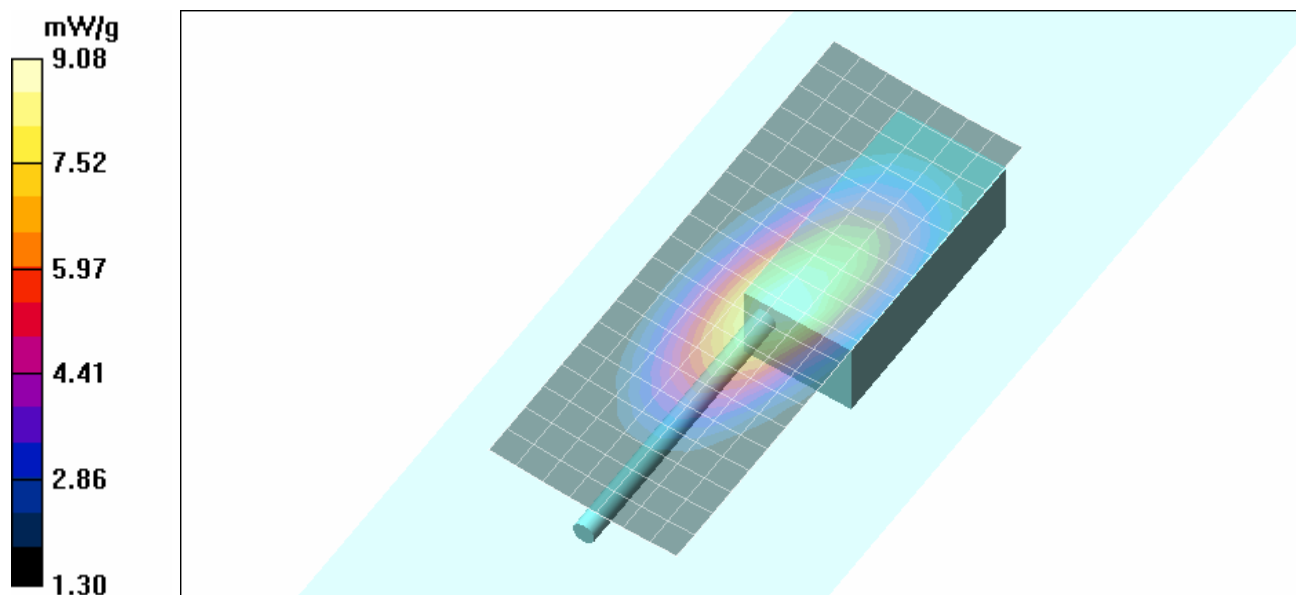
**Zoom Scan (5x5x7)/Cube 0:** Measurement grid:  $dx=7.5\text{mm}$ ,  $dy=7.5\text{mm}$ ,  $dz=5\text{mm}$

Reference Value = 101.5 V/m; Power Drift = -0.496 dB

Peak SAR (extrapolated) = 12.6 W/kg

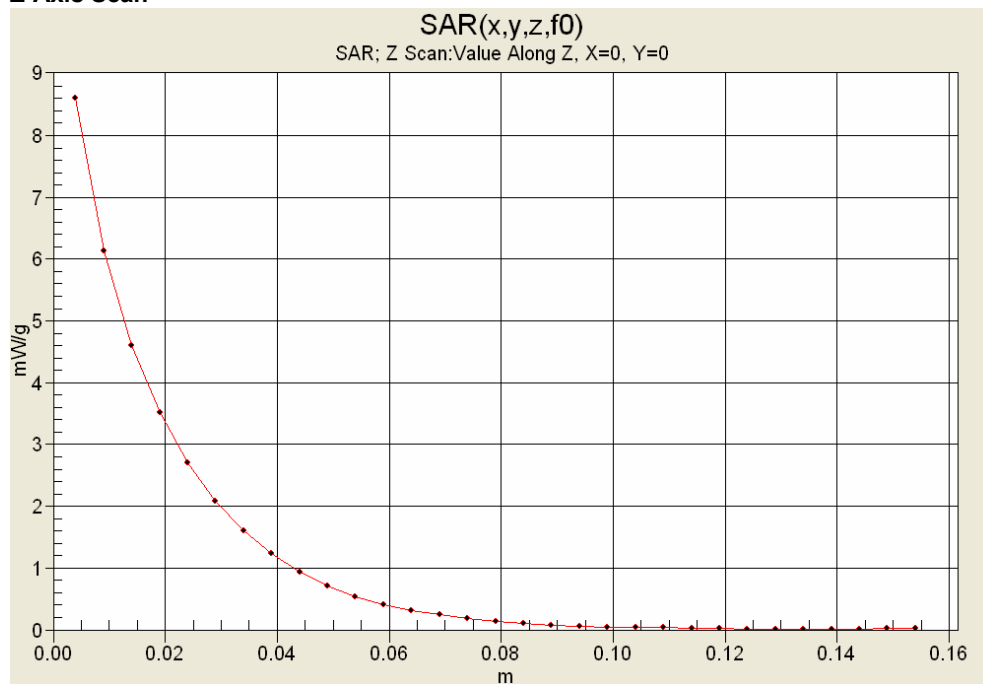
**SAR(1 g) = 8.69 mW/g; SAR(10 g) = 6.24 mW/g**

Maximum value of SAR (measured) = 9.08 mW/g



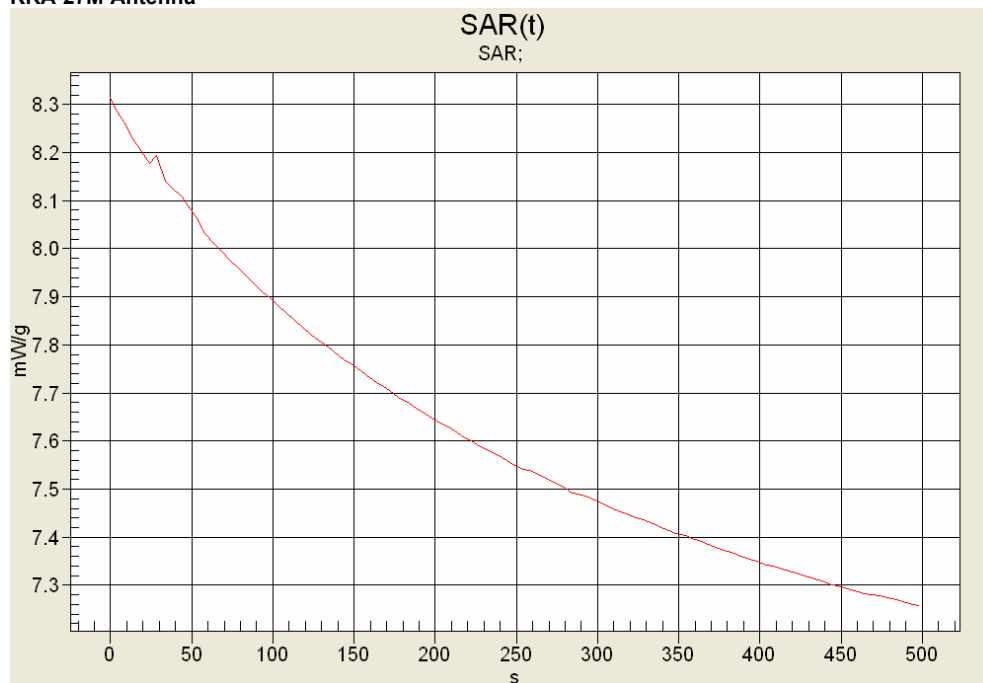
<b>Applicant:</b>	<b>Kenwood USA Corporation</b>	<b>FCC ID:</b>	<b>ALH30923110</b>	<b>Frequency Range:</b>	<b>450 - 470 MHz</b>	<b>KENWOOD</b>
<b>Model(s):</b>	<b>TK-3102G-1</b>	<b>Device Description:</b>	<b>Portable FM UHF Push-To-Talk Radio Transceiver</b>			
2008 Celltech Labs Inc.		This document is not to be reproduced in whole or in part without the prior written permission of Celltech Labs Inc.				Page 26 of 76

### Z-Axis Scan





### SAR-versus-Time Power Droop Evaluation

Body-worn Configuration  
 Mid Channel - 460.0 MHz  
 NiCd 1100mAh Battery  
 KRA-27M Antenna



Max SAR: 8.31 mW/g  
 Low SAR: 7.26 mW/g (-0.587 dB)  
 SAR after 340s: 7.42 mW/g (-0.492 dB)  
 (340s = Zoom Scan Duration)

	<u>Date(s) of Evaluation</u> June 06, 09-10, 2008	<u>Test Report Serial No.</u> 060608ALH-T910-S90U	<u>Test Report Revision No.</u> Rev. 1.1 (2nd Release)	 Test Lab Certificate No. 2470.01
	<u>Test Report Issue Date</u> August 29, 2008	<u>Description of Test(s)</u> Specific Absorption Rate	<u>RF Exposure Category</u> Occupational (Controlled)	

Date Tested: 06/09/2008

## Body-worn SAR - KRA-27M Antenna - NiMH 1600mAh Battery - Mid Channel - 460 MHz

**DUT: Kenwood TK-3102G-1; Type: Portable FM UHF PTT Radio Transceiver; Serial: 00101248**

**Body-worn Accessory: Belt-Clip (P/N: KRA-10); Audio Accessory: Speaker-Microphone (P/N: KMC-8A)**

Ambient Temp: 24.0°C; Fluid Temp: 21.2°C; Barometric Pressure: 101.2 kPa; Humidity: 32%

RF Conducted Power: 4.5 Watts

Communication System: FM (CW)

Frequency: 460 MHz; Duty Cycle: 1:1

Medium: M450 Medium parameters used:  $f = 460 \text{ MHz}$ ;  $\sigma = 0.91 \text{ mho/m}$ ;  $\epsilon_r = 58.2$ ;  $\rho = 1000 \text{ kg/m}^3$

- Probe: ET3DV6 - SN1387; ConvF(7.76, 7.76, 7.76); Calibrated: 22/04/2008
- Sensor-Surface: 4mm (Mechanical Surface Detection)
- Electronics: DAE4 Sn353; Calibrated: 22/04/2008
- Phantom: Side Planar; Type: Plexiglas; Serial: 161
- Measurement SW: DASY4, V4.7 Build 44; Postprocessing SW: SEMCAD, V1.8 Build 171

## Body-worn SAR - 1.5 cm Belt-Clip Spacing from Back of DUT to Planar Phantom - Mid Channel - 460 MHz

**Area Scan (8x20x1):** Measurement grid:  $dx=15\text{mm}$ ,  $dy=15\text{mm}$

Maximum value of SAR (measured) = 9.36 mW/g

## Body-worn SAR - 1.5 cm Belt-Clip Spacing from Back of DUT to Planar Phantom - Mid Channel - 460 MHz

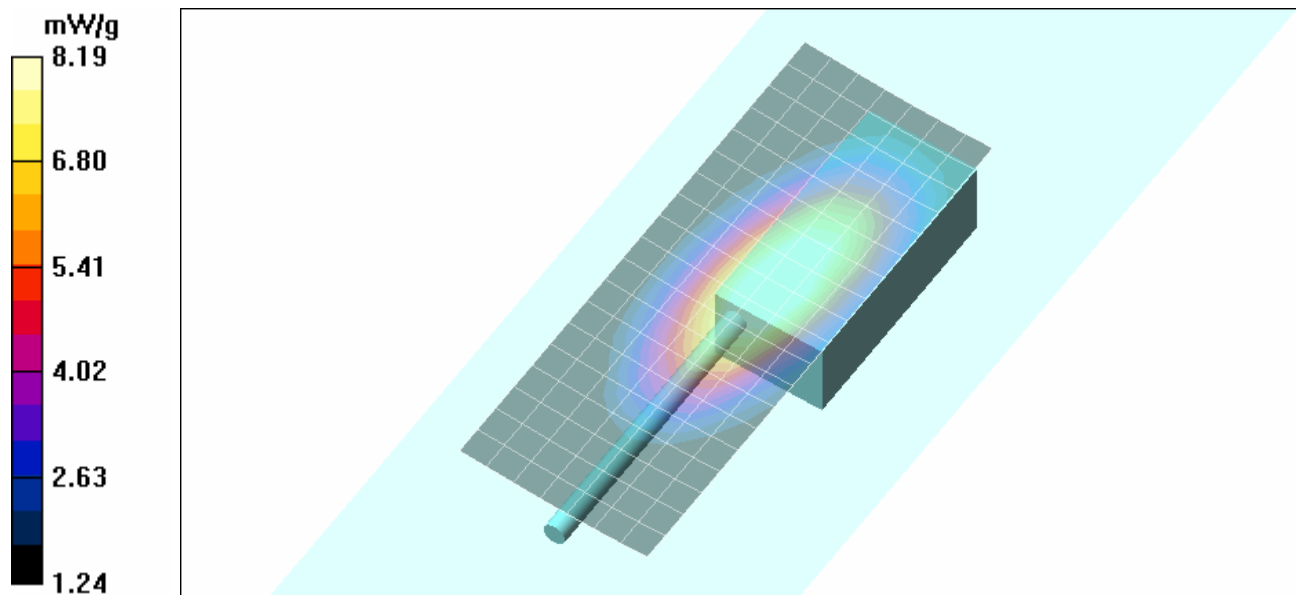
**Zoom Scan (5x5x7)/Cube 0:** Measurement grid:  $dx=7.5\text{mm}$ ,  $dy=7.5\text{mm}$ ,  $dz=5\text{mm}$

Reference Value = 98.5 V/m; Power Drift = -0.598 dB

Peak SAR (extrapolated) = 11.4 W/kg



**SAR(1 g) = 7.73 mW/g; SAR(10 g) = 5.49 mW/g**

Maximum value of SAR (measured) = 8.19 mW/g



<b>Applicant:</b>	<b>Kenwood USA Corporation</b>	<b>FCC ID:</b>	<b>ALH30923110</b>	<b>Frequency Range:</b>	<b>450 - 470 MHz</b>	<b>KENWOOD</b>
<b>Model(s):</b>	<b>TK-3102G-1</b>	<b>Device Description:</b>	<b>Portable FM UHF Push-To-Talk Radio Transceiver</b>			
2008 Celltech Labs Inc.		This document is not to be reproduced in whole or in part without the prior written permission of Celltech Labs Inc.				Page 28 of 76



	<u>Date(s) of Evaluation</u> June 06, 09-10, 2008	<u>Test Report Serial No.</u> 060608ALH-T910-S90U	<u>Test Report Revision No.</u> Rev. 1.1 (2nd Release)	 Test Lab Certificate No. 2470.01
	<u>Test Report Issue Date</u> August 29, 2008	<u>Description of Test(s)</u> Specific Absorption Rate	<u>RF Exposure Category</u> Occupational (Controlled)	

Date Tested: 06/09/2008

## Body-worn SAR - KRA-27M Antenna - Alkaline AA Batteries - Mid Channel - 460 MHz

**DUT: Kenwood TK-3102G-1; Type: Portable FM UHF PTT Radio Transceiver; Serial: 00101248**

**Body-worn Accessory: Belt-Clip (P/N: KRA-10); Audio Accessory: Speaker-Microphone (P/N: KMC-8A)**

Ambient Temp: 24.0°C; Fluid Temp: 21.2°C; Barometric Pressure: 101.2 kPa; Humidity: 32%

RF Conducted Power: 4.5 Watts

Communication System: FM (CW)

Frequency: 460 MHz; Duty Cycle: 1:1

Medium: M450 Medium parameters used:  $f = 460 \text{ MHz}$ ;  $\sigma = 0.91 \text{ mho/m}$ ;  $\epsilon_r = 58.2$ ;  $\rho = 1000 \text{ kg/m}^3$

- Probe: ET3DV6 - SN1387; ConvF(7.76, 7.76, 7.76); Calibrated: 22/04/2008
- Sensor-Surface: 4mm (Mechanical Surface Detection)
- Electronics: DAE4 Sn353; Calibrated: 22/04/2008
- Phantom: Side Planar; Type: Plexiglas; Serial: 161
- Measurement SW: DASY4, V4.7 Build 44; Postprocessing SW: SEMCAD, V1.8 Build 171

## Body-worn SAR - 1.5 cm Belt-Clip Spacing from Back of DUT to Planar Phantom - Mid Channel - 460 MHz

**Area Scan (8x20x1):** Measurement grid:  $dx=15\text{mm}$ ,  $dy=15\text{mm}$

Maximum value of SAR (measured) = 7.82 mW/g

## Body-worn SAR - 1.5 cm Belt-Clip Spacing from Back of DUT to Planar Phantom - Mid Channel - 460 MHz

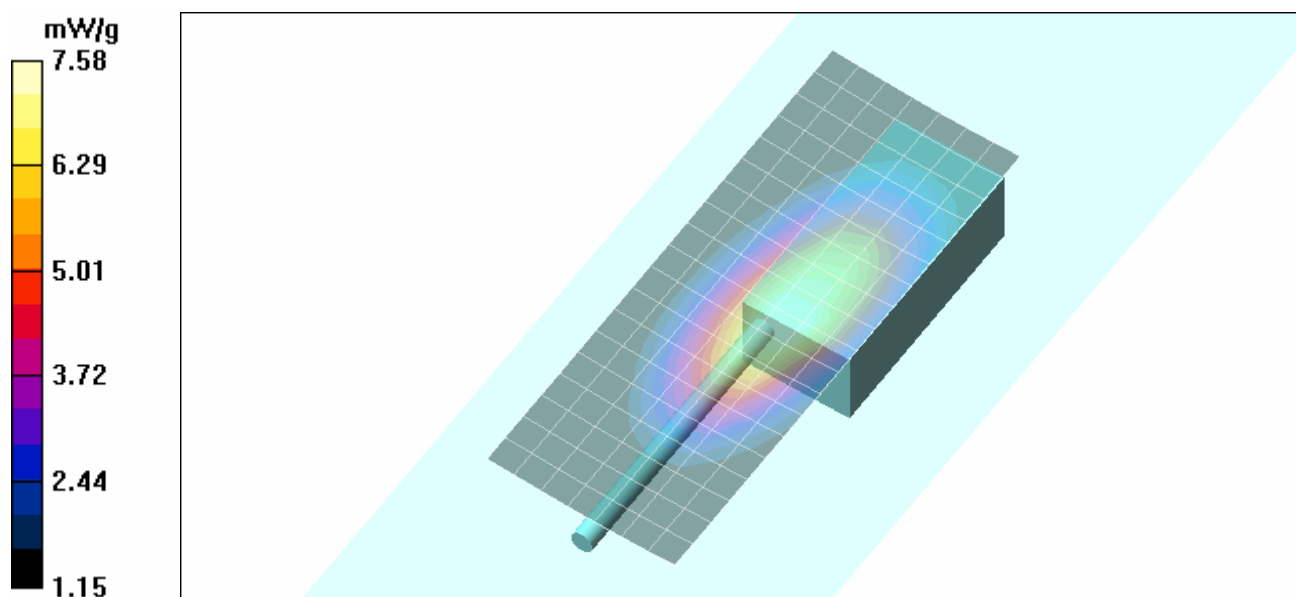
**Zoom Scan (5x5x7)/Cube 0:** Measurement grid:  $dx=7.5\text{mm}$ ,  $dy=7.5\text{mm}$ ,  $dz=5\text{mm}$


Reference Value = 92.5 V/m; Power Drift = -0.856 dB



Peak SAR (extrapolated) = 10.6 W/kg

**SAR(1 g) = 7.24 mW/g; SAR(10 g) = 5.09 mW/g**

Maximum value of SAR (measured) = 7.58 mW/g



<b>Applicant:</b>	<b>Kenwood USA Corporation</b>	<b>FCC ID:</b>	<b>ALH30923110</b>	<b>Frequency Range:</b>	<b>450 - 470 MHz</b>	
<b>Model(s):</b>	<b>TK-3102G-1</b>	<b>Device Description:</b>	<b>Portable FM UHF Push-To-Talk Radio Transceiver</b>			
2008 Celltech Labs Inc.		This document is not to be reproduced in whole or in part without the prior written permission of Celltech Labs Inc.				Page 29 of 76

	<u>Date(s) of Evaluation</u> June 06, 09-10, 2008	<u>Test Report Serial No.</u> 060608ALH-T910-S90U	<u>Test Report Revision No.</u> Rev. 1.1 (2nd Release)	 Test Lab Certificate No. 2470.01
	<u>Test Report Issue Date</u> August 29, 2008	<u>Description of Test(s)</u> Specific Absorption Rate	<u>RF Exposure Category</u> Occupational (Controlled)	

Date Tested: 06/06/2008

## Body-worn SAR - KRA-23M Antenna - NiCd 600mAh Battery - Mid Channel - 460 MHz

**DUT: Kenwood TK-3102G-1; Type: Portable FM UHF PTT Radio Transceiver; Serial: 00101248**

**Body-worn Accessory: Belt-Clip (P/N: KRA-10); Audio Accessory: Speaker-Microphone (P/N: KMC-8A)**

Ambient Temp: 23.3°C; Fluid Temp: 22.8°C; Barometric Pressure: 101.1 kPa; Humidity: 32%

RF Conducted Power: 4.5 Watts

Communication System: FM (CW)

Frequency: 460 MHz; Duty Cycle: 1:1

Medium: M450 Medium parameters used:  $f = 460 \text{ MHz}$ ;  $\sigma = 0.96 \text{ mho/m}$ ;  $\epsilon_r = 57.3$ ;  $\rho = 1000 \text{ kg/m}^3$

- Probe: ET3DV6 - SN1387; ConvF(7.76, 7.76, 7.76); Calibrated: 22/04/2008
- Sensor-Surface: 4mm (Mechanical Surface Detection)
- Electronics: DAE4 Sn353; Calibrated: 22/04/2008
- Phantom: Side Planar; Type: Plexiglas; Serial: 161
- Measurement SW: DASY4, V4.7 Build 44; Postprocessing SW: SEMCAD, V1.8 Build 171

## Body-worn SAR - 1.5 cm Belt-Clip Spacing from Back of DUT to Planar Phantom - Mid Channel - 460 MHz

**Area Scan (8x20x1):** Measurement grid:  $dx=15\text{mm}$ ,  $dy=15\text{mm}$

Maximum value of SAR (measured) = 7.67 mW/g

## Body-worn SAR - 1.5 cm Belt-Clip Spacing from Back of DUT to Planar Phantom - Mid Channel - 460 MHz

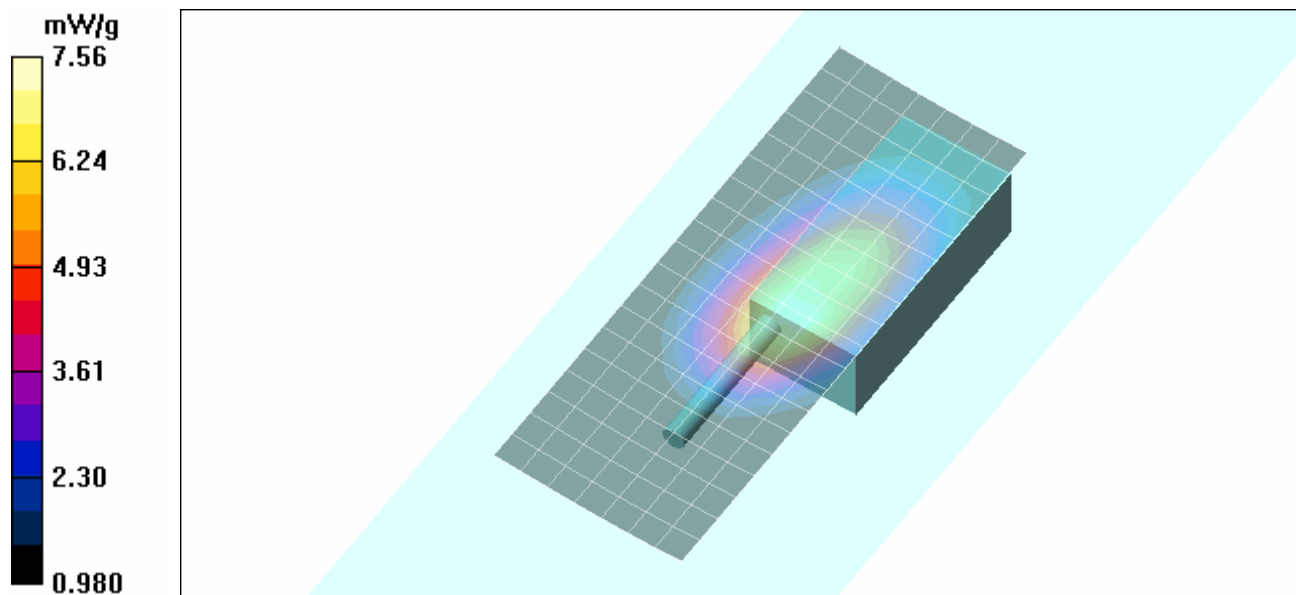
**Zoom Scan (5x5x7)/Cube 0:** Measurement grid:  $dx=7.5\text{mm}$ ,  $dy=7.5\text{mm}$ ,  $dz=5\text{mm}$

Reference Value = 90.8 V/m; Power Drift = -0.521 dB



Peak SAR (extrapolated) = 10.8 W/kg

**SAR(1 g) = 7.24 mW/g; SAR(10 g) = 5.06 mW/g**

Maximum value of SAR (measured) = 7.56 mW/g



<b>Applicant:</b>	<b>Kenwood USA Corporation</b>	<b>FCC ID:</b>	<b>ALH30923110</b>	<b>Frequency Range:</b>	<b>450 - 470 MHz</b>	<b>KENWOOD</b>
<b>Model(s):</b>	<b>TK-3102G-1</b>	<b>Device Description:</b>	<b>Portable FM UHF Push-To-Talk Radio Transceiver</b>			
2008 Celltech Labs Inc.		This document is not to be reproduced in whole or in part without the prior written permission of Celltech Labs Inc.				Page 30 of 76

	<u>Date(s) of Evaluation</u> June 06, 09-10, 2008	<u>Test Report Serial No.</u> 060608ALH-T910-S90U	<u>Test Report Revision No.</u> Rev. 1.1 (2nd Release)	 Test Lab Certificate No. 2470.01
	<u>Test Report Issue Date</u> August 29, 2008	<u>Description of Test(s)</u> Specific Absorption Rate	<u>RF Exposure Category</u> Occupational (Controlled)	

Date Tested: 06/06/2008

## Body-worn SAR - KRA-23M Antenna - NiCd 1100mAh Battery - Mid Channel - 460 MHz

**DUT: Kenwood TK-3102G-1; Type: Portable FM UHF PTT Radio Transceiver; Serial: 00101248**

**Body-worn Accessory: Belt-Clip (P/N: KRA-10); Audio Accessory: Speaker-Microphone (P/N: KMC-8A)**

Ambient Temp: 23.3°C; Fluid Temp: 22.8°C; Barometric Pressure: 101.1 kPa; Humidity: 32%

RF Conducted Power: 4.5 Watts

Communication System: FM (CW)

Frequency: 460 MHz; Duty Cycle: 1:1

Medium: M450 Medium parameters used:  $f = 460 \text{ MHz}$ ;  $\sigma = 0.96 \text{ mho/m}$ ;  $\epsilon_r = 57.3$ ;  $\rho = 1000 \text{ kg/m}^3$

- Probe: ET3DV6 - SN1387; ConvF(7.76, 7.76, 7.76); Calibrated: 22/04/2008
- Sensor-Surface: 4mm (Mechanical Surface Detection)
- Electronics: DAE4 Sn353; Calibrated: 22/04/2008
- Phantom: Side Planar; Type: Plexiglas; Serial: 161
- Measurement SW: DASY4, V4.7 Build 44; Postprocessing SW: SEMCAD, V1.8 Build 171

## Body-worn SAR - 1.5 cm Belt-Clip Spacing from Back of DUT to Planar Phantom - Mid Channel - 460 MHz

**Area Scan (8x20x1):** Measurement grid:  $dx=15\text{mm}$ ,  $dy=15\text{mm}$

Maximum value of SAR (measured) = 7.63 mW/g

## Body-worn SAR - 1.5 cm Belt-Clip Spacing from Back of DUT to Planar Phantom - Mid Channel - 460 MHz

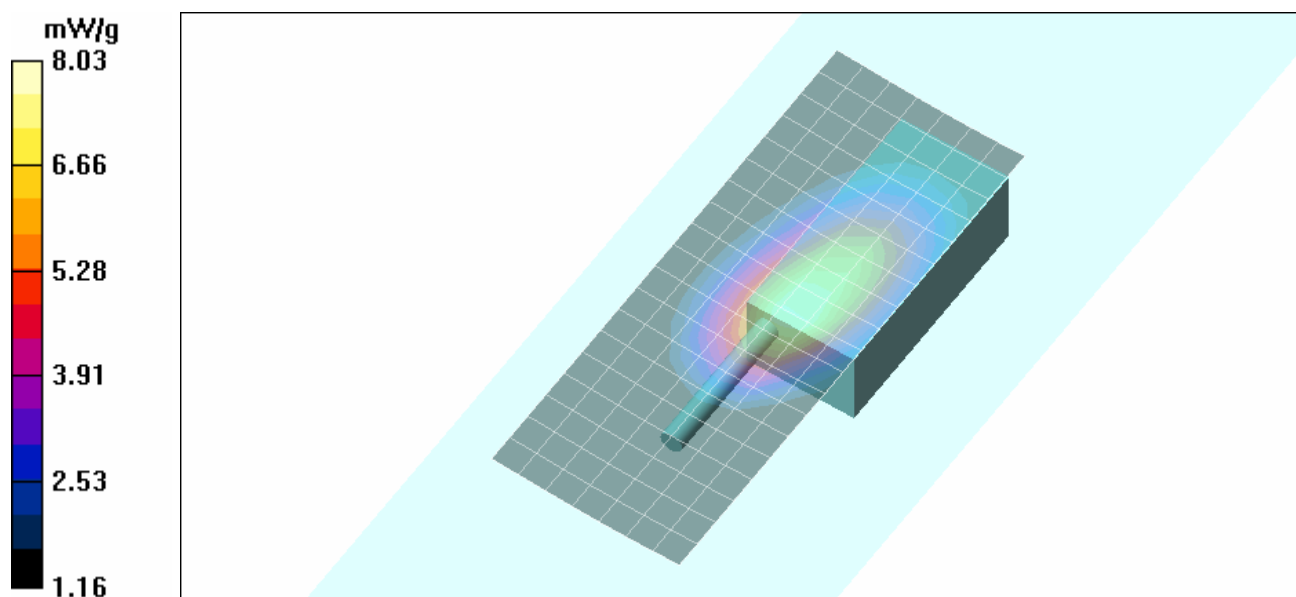
**Zoom Scan (5x5x7)/Cube 0:** Measurement grid:  $dx=7.5\text{mm}$ ,  $dy=7.5\text{mm}$ ,  $dz=5\text{mm}$

Reference Value = 94.0 V/m; Power Drift = -0.377 dB



Peak SAR (extrapolated) = 11.1 W/kg

**SAR(1 g) = 7.62 mW/g; SAR(10 g) = 5.4 mW/g**

Maximum value of SAR (measured) = 8.03 mW/g



<b>Applicant:</b>	<b>Kenwood USA Corporation</b>	<b>FCC ID:</b>	<b>ALH30923110</b>	<b>Frequency Range:</b>	<b>450 - 470 MHz</b>	<b>KENWOOD</b>
<b>Model(s):</b>	<b>TK-3102G-1</b>	<b>Device Description:</b>	<b>Portable FM UHF Push-To-Talk Radio Transceiver</b>			
2008 Celltech Labs Inc.		This document is not to be reproduced in whole or in part without the prior written permission of Celltech Labs Inc.				Page 31 of 76

	<u>Date(s) of Evaluation</u> June 06, 09-10, 2008	<u>Test Report Serial No.</u> 060608ALH-T910-S90U	<u>Test Report Revision No.</u> Rev. 1.1 (2nd Release)	 Test Lab Certificate No. 2470.01
	<u>Test Report Issue Date</u> August 29, 2008	<u>Description of Test(s)</u> Specific Absorption Rate	<u>RF Exposure Category</u> Occupational (Controlled)	

Date Tested: 06/09/2008

## Body-worn SAR - KRA-23M Antenna - NiMH 1600mAh Battery - Mid Channel - 460 MHz

**DUT: Kenwood TK-3102G-1; Type: Portable FM UHF PTT Radio Transceiver; Serial: 00101248**

**Body-worn Accessory: Belt-Clip (P/N: KRA-10); Audio Accessory: Speaker-Microphone (P/N: KMC-8A)**

Ambient Temp: 24.0°C; Fluid Temp: 21.2°C; Barometric Pressure: 101.2 kPa; Humidity: 32%

RF Conducted Power: 4.5 Watts

Communication System: FM (CW)

Frequency: 460 MHz; Duty Cycle: 1:1

Medium: M450 Medium parameters used:  $f = 460 \text{ MHz}$ ;  $\sigma = 0.91 \text{ mho/m}$ ;  $\epsilon_r = 58.2$ ;  $\rho = 1000 \text{ kg/m}^3$

- Probe: ET3DV6 - SN1387; ConvF(7.76, 7.76, 7.76); Calibrated: 22/04/2008
- Sensor-Surface: 4mm (Mechanical Surface Detection)
- Electronics: DAE4 Sn353; Calibrated: 22/04/2008
- Phantom: Side Planar; Type: Plexiglas; Serial: 161
- Measurement SW: DASY4, V4.7 Build 44; Postprocessing SW: SEMCAD, V1.8 Build 171

## Body-worn SAR - 1.5 cm Belt-Clip Spacing from Back of DUT to Planar Phantom - Mid Channel - 460 MHz

**Area Scan (8x20x1):** Measurement grid:  $dx=15\text{mm}$ ,  $dy=15\text{mm}$

Maximum value of SAR (measured) = 8.34 mW/g

## Body-worn SAR - 1.5 cm Belt-Clip Spacing from Back of DUT to Planar Phantom - Mid Channel - 460 MHz

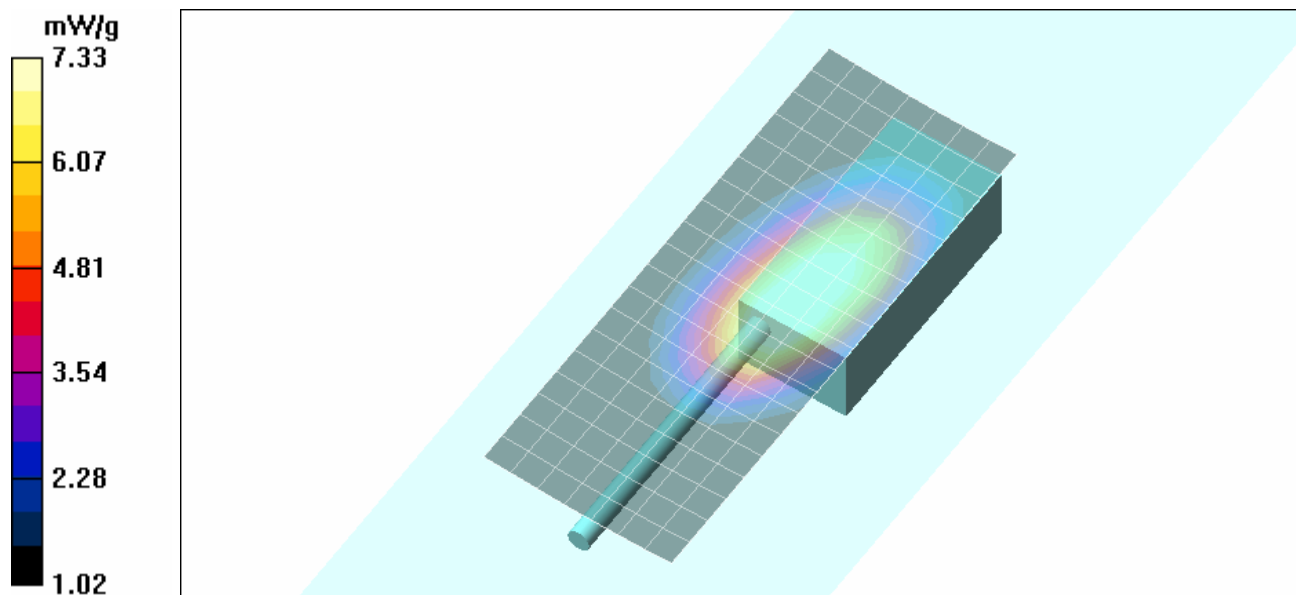
**Zoom Scan (5x5x7)/Cube 0:** Measurement grid:  $dx=7.5\text{mm}$ ,  $dy=7.5\text{mm}$ ,  $dz=5\text{mm}$

Reference Value = 88.5 V/m; Power Drift = -0.354 dB



Peak SAR (extrapolated) = 10.2 W/kg

**SAR(1 g) = 6.98 mW/g; SAR(10 g) = 4.96 mW/g**

Maximum value of SAR (measured) = 7.33 mW/g



<b>Applicant:</b>	<b>Kenwood USA Corporation</b>	<b>FCC ID:</b>	<b>ALH30923110</b>	<b>Frequency Range:</b>	<b>450 - 470 MHz</b>	<b>KENWOOD</b>
<b>Model(s):</b>	<b>TK-3102G-1</b>	<b>Device Description:</b>	<b>Portable FM UHF Push-To-Talk Radio Transceiver</b>			
2008 Celltech Labs Inc.		This document is not to be reproduced in whole or in part without the prior written permission of Celltech Labs Inc.				Page 32 of 76

	<u>Date(s) of Evaluation</u> June 06, 09-10, 2008	<u>Test Report Serial No.</u> 060608ALH-T910-S90U	<u>Test Report Revision No.</u> Rev. 1.1 (2nd Release)	 Test Lab Certificate No. 2470.01
	<u>Test Report Issue Date</u> August 29, 2008	<u>Description of Test(s)</u> Specific Absorption Rate	<u>RF Exposure Category</u> Occupational (Controlled)	

Date Tested: 06/09/2008

## Body-worn SAR - KRA-23M Antenna - Alkaline AA Batteries - Mid Channel - 460 MHz

**DUT: Kenwood TK-3102G-1; Type: Portable FM UHF PTT Radio Transceiver; Serial: 00101248**

**Body-worn Accessory: Belt-Clip (P/N: KRA-10); Audio Accessory: Speaker-Microphone (P/N: KMC-8A)**

Ambient Temp: 24.0°C; Fluid Temp: 21.2°C; Barometric Pressure: 101.2 kPa; Humidity: 32%

RF Conducted Power: 4.5 Watts

Communication System: FM (CW)

Frequency: 460 MHz; Duty Cycle: 1:1

Medium: M450 Medium parameters used:  $f = 460 \text{ MHz}$ ;  $\sigma = 0.91 \text{ mho/m}$ ;  $\epsilon_r = 58.2$ ;  $\rho = 1000 \text{ kg/m}^3$

- Probe: ET3DV6 - SN1387; ConvF(7.76, 7.76, 7.76); Calibrated: 22/04/2008
- Sensor-Surface: 4mm (Mechanical Surface Detection)
- Electronics: DAE4 Sn353; Calibrated: 22/04/2008
- Phantom: Side Planar; Type: Plexiglas; Serial: 161
- Measurement SW: DASY4, V4.7 Build 44; Postprocessing SW: SEMCAD, V1.8 Build 171

## Body-worn SAR - 1.5 cm Belt-Clip Spacing from Back of DUT to Planar Phantom - Mid Channel - 460 MHz

**Area Scan (8x20x1):** Measurement grid:  $dx=15\text{mm}$ ,  $dy=15\text{mm}$

Maximum value of SAR (measured) = 7.37 mW/g

## Body-worn SAR - 1.5 cm Belt-Clip Spacing from Back of DUT to Planar Phantom - Mid Channel - 460 MHz

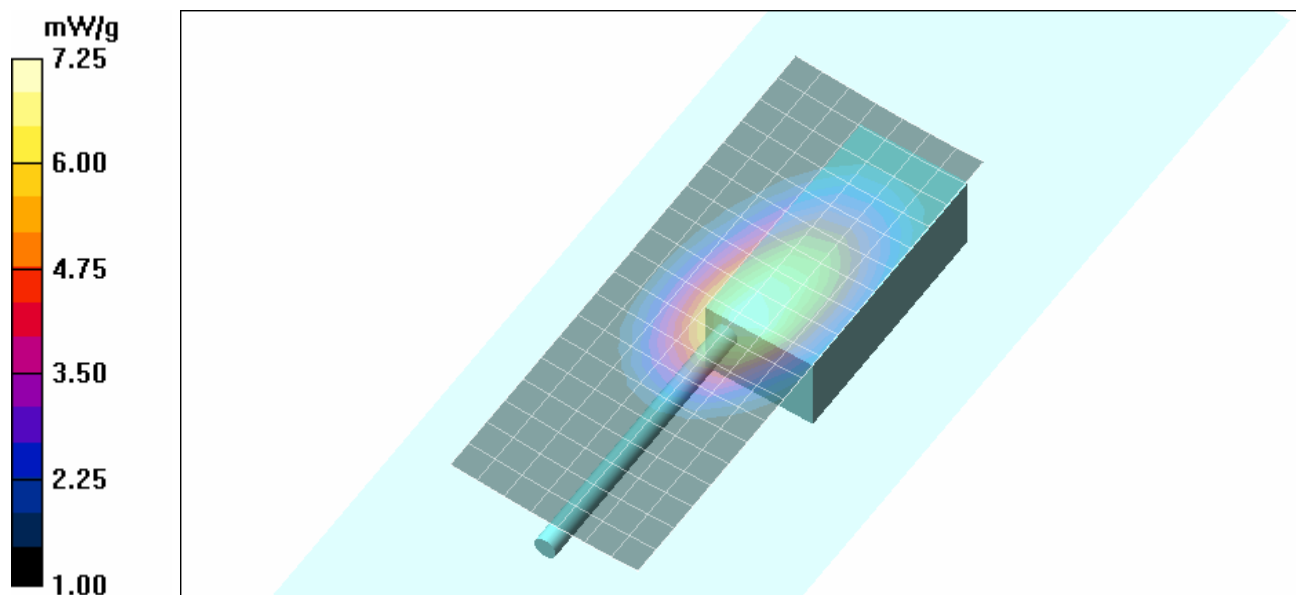
**Zoom Scan (5x5x7)/Cube 0:** Measurement grid:  $dx=7.5\text{mm}$ ,  $dy=7.5\text{mm}$ ,  $dz=5\text{mm}$


Reference Value = 90.8 V/m; Power Drift = -0.633 dB



Peak SAR (extrapolated) = 10.0 W/kg

**SAR(1 g) = 6.92 mW/g; SAR(10 g) = 4.96 mW/g**

Maximum value of SAR (measured) = 7.25 mW/g



<b>Applicant:</b>	<b>Kenwood USA Corporation</b>	<b>FCC ID:</b>	<b>ALH30923110</b>	<b>Frequency Range:</b>	<b>450 - 470 MHz</b>	
<b>Model(s):</b>	<b>TK-3102G-1</b>	<b>Device Description:</b>	<b>Portable FM UHF Push-To-Talk Radio Transceiver</b>			
2008 Celltech Labs Inc.		This document is not to be reproduced in whole or in part without the prior written permission of Celltech Labs Inc.				Page 33 of 76

	<u>Date(s) of Evaluation</u> June 06, 09-10, 2008	<u>Test Report Serial No.</u> 060608ALH-T910-S90U	<u>Test Report Revision No.</u> Rev. 1.1 (2nd Release)	 Test Lab Certificate No. 2470.01
	<u>Test Report Issue Date</u> August 29, 2008	<u>Description of Test(s)</u> Specific Absorption Rate	<u>RF Exposure Category</u> Occupational (Controlled)	

Date Tested: 06/09/2008

## Body-worn SAR - KRA-27M Antenna - NiCd 1100mAh Battery - Low Channel - 450 MHz

**DUT: Kenwood TK-3102G-1; Type: Portable FM UHF PTT Radio Transceiver; Serial: 00101248**

**Body-worn Accessory: Belt-Clip (P/N: KRA-10); Audio Accessory: Speaker-Microphone (P/N: KMC-8A)**

Ambient Temp: 24.0°C; Fluid Temp: 21.2°C; Barometric Pressure: 101.2 kPa; Humidity: 32%

RF Conducted Power: 4.5 Watts

Communication System: FM (CW)

Frequency: 450 MHz; Duty Cycle: 1:1

Medium: M450 Medium parameters used:  $f = 450 \text{ MHz}$ ;  $\sigma = 0.91 \text{ mho/m}$ ;  $\epsilon_r = 58.2$ ;  $\rho = 1000 \text{ kg/m}^3$

- Probe: ET3DV6 - SN1387; ConvF(7.76, 7.76, 7.76); Calibrated: 22/04/2008
- Sensor-Surface: 4mm (Mechanical Surface Detection)
- Electronics: DAE4 Sn353; Calibrated: 22/04/2008
- Phantom: Side Planar; Type: Plexiglas; Serial: 161
- Measurement SW: DASY4, V4.7 Build 44; Postprocessing SW: SEMCAD, V1.8 Build 171

## Body-worn SAR - 1.5 cm Belt-Clip Spacing from Back of DUT to Planar Phantom - Low Channel - 450 MHz

**Area Scan (8x20x1):** Measurement grid:  $dx=15\text{mm}$ ,  $dy=15\text{mm}$

Maximum value of SAR (measured) = 9.38 mW/g

## Body-worn SAR - 1.5 cm Belt-Clip Spacing from Back of DUT to Planar Phantom - Low Channel - 450 MHz

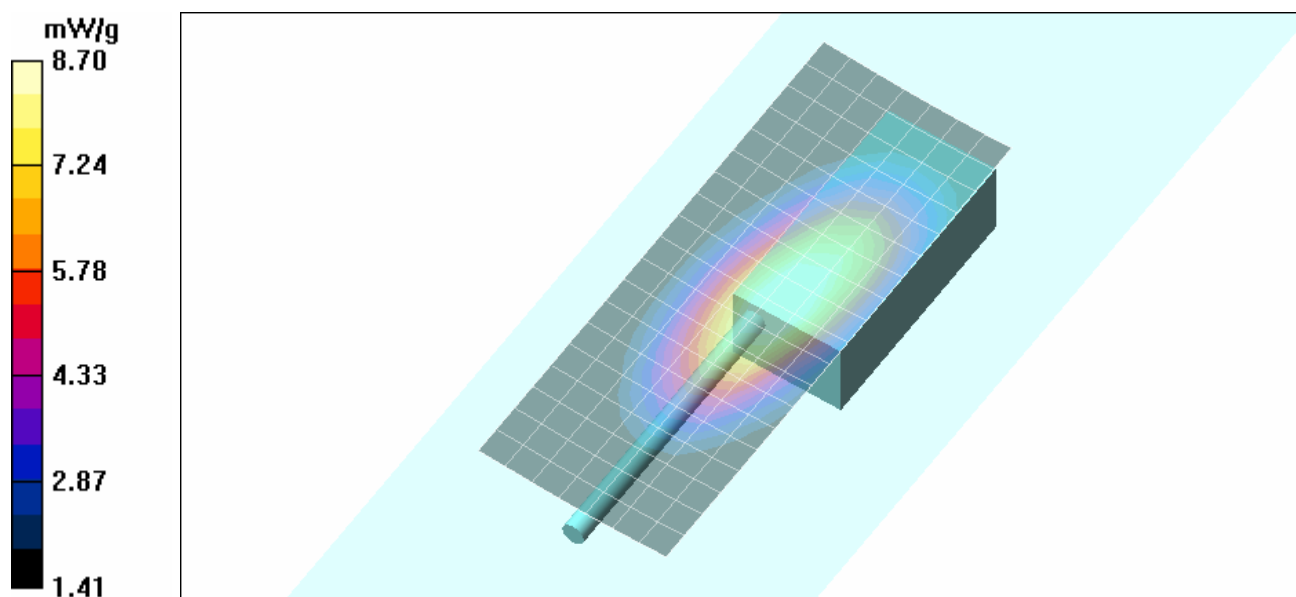
**Zoom Scan (5x5x7)/Cube 0:** Measurement grid:  $dx=7.5\text{mm}$ ,  $dy=7.5\text{mm}$ ,  $dz=5\text{mm}$

Reference Value = 100.3 V/m; Power Drift = -0.649 dB

Peak SAR (extrapolated) = 12.0 W/kg



**SAR(1 g) = 8.35 mW/g; SAR(10 g) = 6.04 mW/g**

Maximum value of SAR (measured) = 8.70 mW/g



<b>Applicant:</b>	<b>Kenwood USA Corporation</b>	<b>FCC ID:</b>	<b>ALH30923110</b>	<b>Frequency Range:</b>	<b>450 - 470 MHz</b>	<b>KENWOOD</b>
<b>Model(s):</b>	<b>TK-3102G-1</b>	<b>Device Description:</b>	<b>Portable FM UHF Push-To-Talk Radio Transceiver</b>			
2008 Celltech Labs Inc.		This document is not to be reproduced in whole or in part without the prior written permission of Celltech Labs Inc.				Page 34 of 76



	<u>Date(s) of Evaluation</u> June 06, 09-10, 2008	<u>Test Report Serial No.</u> 060608ALH-T910-S90U	<u>Test Report Revision No.</u> Rev. 1.1 (2nd Release)	 Test Lab Certificate No. 2470.01
	<u>Test Report Issue Date</u> August 29, 2008	<u>Description of Test(s)</u> Specific Absorption Rate	<u>RF Exposure Category</u> Occupational (Controlled)	

Date Tested: 06/09/2008

## Body-worn SAR - KRA-27M Antenna - NiCd 1100mAh Battery - High Channel - 470 MHz

**DUT: Kenwood TK-3102G-1; Type: Portable FM UHF PTT Radio Transceiver; Serial: 00101248**

**Body-worn Accessory: Belt-Clip (P/N: KRA-10); Audio Accessory: Speaker-Microphone (P/N: KMC-8A)**

Ambient Temp: 24.0°C; Fluid Temp: 21.2°C; Barometric Pressure: 101.2 kPa; Humidity: 32%

RF Conducted Power: 4.5 Watts

Communication System: FM (CW)

Frequency: 470 MHz; Duty Cycle: 1:1

Medium: M450 Medium parameters used:  $f = 470 \text{ MHz}$ ;  $\sigma = 0.91 \text{ mho/m}$ ;  $\epsilon_r = 58.2$ ;  $\rho = 1000 \text{ kg/m}^3$

- Probe: ET3DV6 - SN1387; ConvF(7.76, 7.76, 7.76); Calibrated: 22/04/2008
- Sensor-Surface: 4mm (Mechanical Surface Detection)
- Electronics: DAE4 Sn353; Calibrated: 22/04/2008
- Phantom: Side Planar; Type: Plexiglas; Serial: 161
- Measurement SW: DASY4, V4.7 Build 44; Postprocessing SW: SEMCAD, V1.8 Build 171

## Body-worn SAR - 1.5 cm Belt-Clip Spacing from Back of DUT to Planar Phantom - High Channel - 470 MHz

**Area Scan (8x20x1):** Measurement grid:  $dx=15\text{mm}$ ,  $dy=15\text{mm}$

Maximum value of SAR (measured) = 8.64 mW/g

## Body-worn SAR - 1.5 cm Belt-Clip Spacing from Back of DUT to Planar Phantom - High Channel - 470 MHz

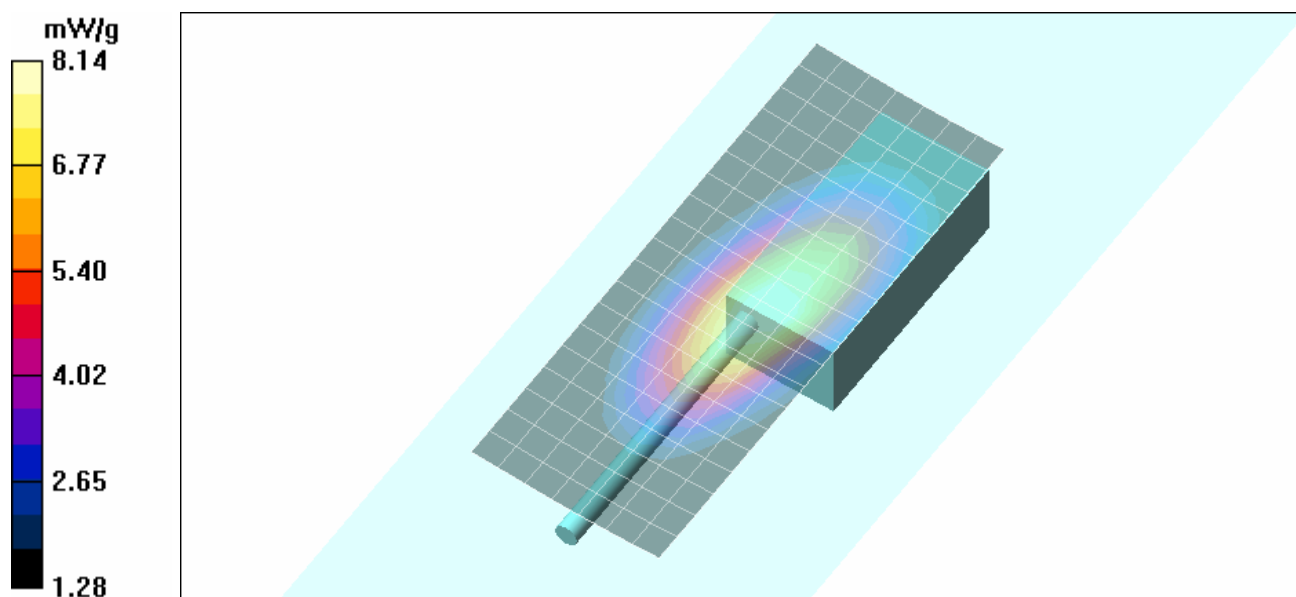
**Zoom Scan (5x5x7)/Cube 0:** Measurement grid:  $dx=7.5\text{mm}$ ,  $dy=7.5\text{mm}$ ,  $dz=5\text{mm}$

Reference Value = 96.8 V/m; Power Drift = -0.508 dB



Peak SAR (extrapolated) = 11.3 W/kg

**SAR(1 g) = 7.73 mW/g; SAR(10 g) = 5.5 mW/g**

Maximum value of SAR (measured) = 8.14 mW/g





<b>Applicant:</b>	<b>Kenwood USA Corporation</b>	<b>FCC ID:</b>	<b>ALH30923110</b>	<b>Frequency Range:</b>	<b>450 - 470 MHz</b>	<b>KENWOOD</b>
<b>Model(s):</b>	<b>TK-3102G-1</b>	<b>Device Description:</b>	<b>Portable FM UHF Push-To-Talk Radio Transceiver</b>			
2008 Celltech Labs Inc.		This document is not to be reproduced in whole or in part without the prior written permission of Celltech Labs Inc.				Page 35 of 76

	<u>Date(s) of Evaluation</u> June 06, 09-10, 2008	<u>Test Report Serial No.</u> 060608ALH-T910-S90U	<u>Test Report Revision No.</u> Rev. 1.1 (2nd Release)	 Test Lab Certificate No. 2470.01
	<u>Test Report Issue Date</u> August 29, 2008	<u>Description of Test(s)</u> Specific Absorption Rate	<u>RF Exposure Category</u> Occupational (Controlled)	

## APPENDIX B - SYSTEM PERFORMANCE CHECK DATA

<b>Applicant:</b>	<b>Kenwood USA Corporation</b>	<b>FCC ID:</b>	<b>ALH30923110</b>	<b>Frequency Range:</b>	<b>450 - 470 MHz</b>	<b>KENWOOD</b>
<b>Model(s):</b>	<b>TK-3102G-1</b>	<b>Device Description:</b>	<b>Portable FM UHF Push-To-Talk Radio Transceiver</b>			
2008 Celltech Labs Inc.		This document is not to be reproduced in whole or in part without the prior written permission of Celltech Labs Inc.				Page 36 of 76

	<u>Date(s) of Evaluation</u> June 06, 09-10, 2008	<u>Test Report Serial No.</u> 060608ALH-T910-S90U	<u>Test Report Revision No.</u> Rev. 1.1 (2nd Release)	 Test Lab Certificate No. 2470.01
	<u>Test Report Issue Date</u> August 29, 2008	<u>Description of Test(s)</u> Specific Absorption Rate	<u>RF Exposure Category</u> Occupational (Controlled)	

Date Tested: 06/06/2008

## System Performance Check - 450 MHz Dipole - HSL

DUT: Dipole 450 MHz; Asset: 00024; Serial: 136; Validation: 05/01/2008

Ambient Temp: 23.3°C; Fluid Temp: 22.8°C; Barometric Pressure: 101.1 kPa; Humidity: 32%

Communication System: CW

Forward Conducted Power: 250 mW

Frequency: 450 MHz; Duty Cycle: 1:1

Medium: HSL450 Medium parameters used:  $f = 450 \text{ MHz}$ ;  $\sigma = 0.86 \text{ mho/m}$ ;  $\epsilon_r = 42.5$ ;  $\rho = 1000 \text{ kg/m}^3$

Probe: ET3DV6 - SN1387; ConvF(7.32, 7.32, 7.32); Calibrated: 22/04/2008

- Sensor-Surface: 4mm (Mechanical Surface Detection)

- Electronics: DAE4 Sn353; Calibrated: 22/04/2008

- Phantom: Validation Planar; Type: Plexiglas; Serial: TE#137

- Measurement SW: DASY4, V4.7 Build 44; Postprocessing SW: SEMCAD, V1.8 Build 171

### 450 MHz Dipole - System Performance Check

**Area Scan (6x11x1):** Measurement grid:  $dx=15\text{mm}$ ,  $dy=15\text{mm}$

Maximum value of SAR (measured) = 1.30 mW/g

### 450 MHz Dipole - System Performance Check

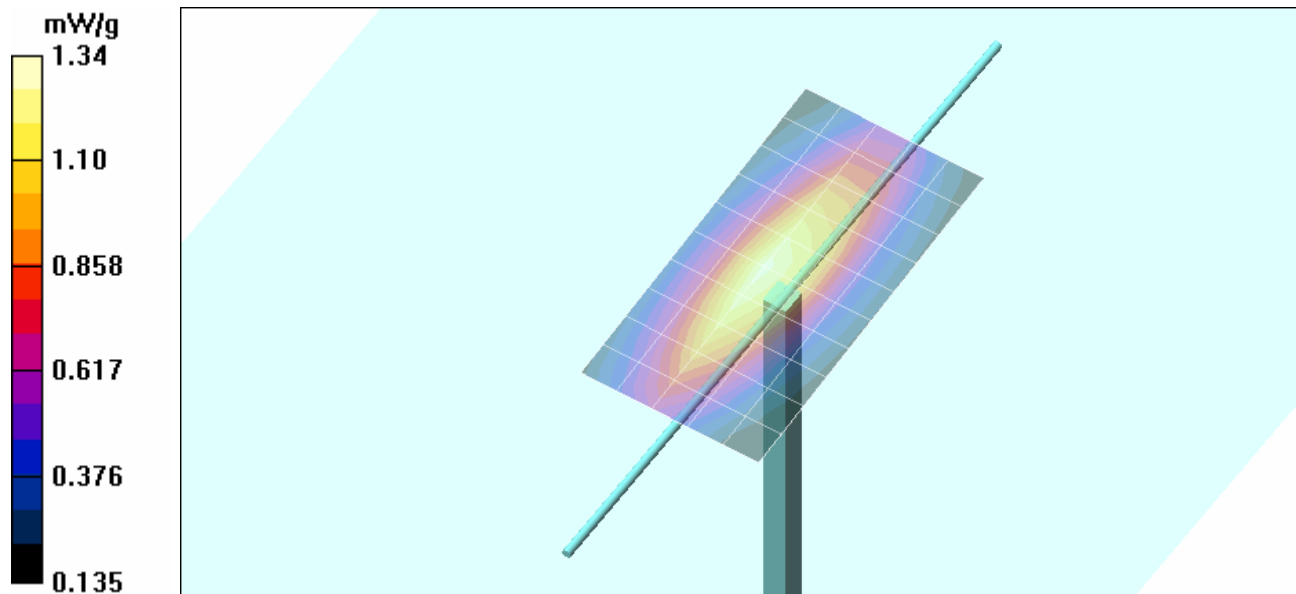
**Zoom Scan (5x5x7)/Cube 0:** Measurement grid:  $dx=7.5\text{mm}$ ,  $dy=7.5\text{mm}$ ,  $dz=5\text{mm}$


Reference Value = 39.9 V/m; Power Drift = 0.004 dB



Peak SAR (extrapolated) = 1.99 W/kg

**SAR(1 g) = 1.25 mW/g; SAR(10 g) = 0.817 mW/g**

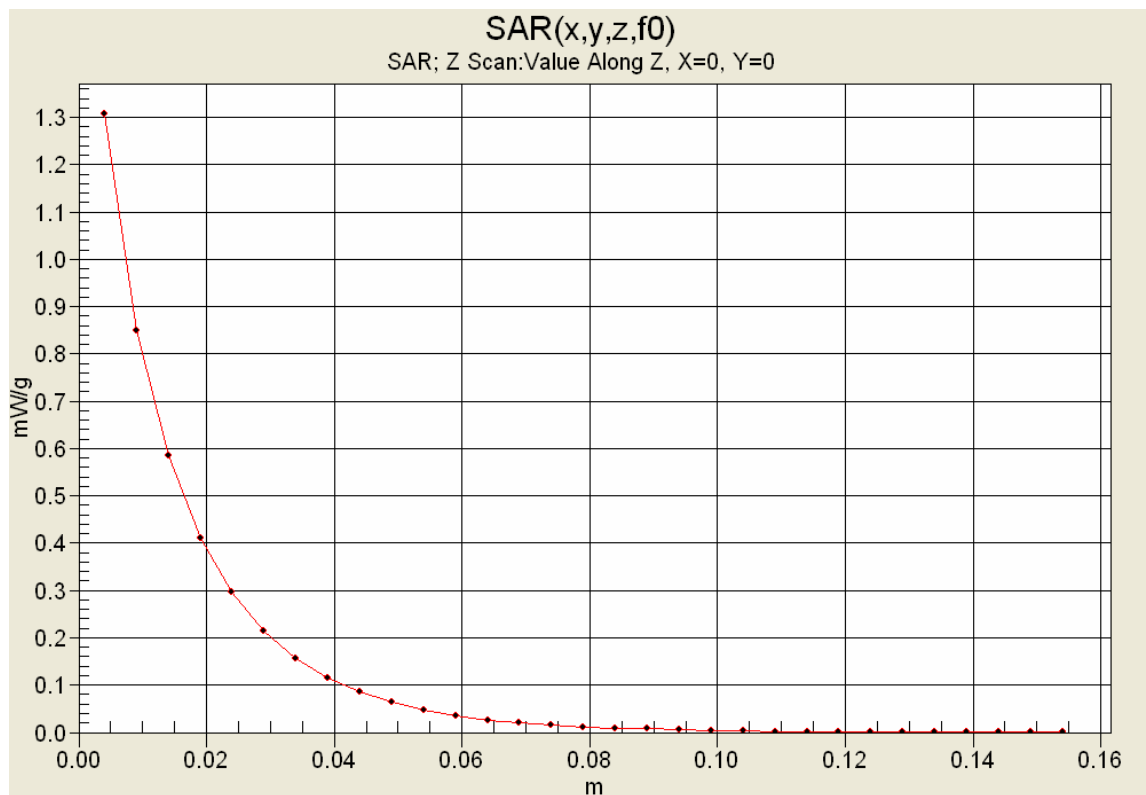
Maximum value of SAR (measured) = 1.34 mW/g






<b>Applicant:</b>	<b>Kenwood USA Corporation</b>	<b>FCC ID:</b>	<b>ALH30923110</b>	<b>Frequency Range:</b>	<b>450 - 470 MHz</b>	
<b>Model(s):</b>	<b>TK-3102G-1</b>	<b>Device Description:</b>	<b>Portable FM UHF Push-To-Talk Radio Transceiver</b>			
2008 Celltech Labs Inc.		This document is not to be reproduced in whole or in part without the prior written permission of Celltech Labs Inc.				Page 37 of 76

	<u>Date(s) of Evaluation</u> June 06, 09-10, 2008	<u>Test Report Serial No.</u> 060608ALH-T910-S90U	<u>Test Report Revision No.</u> Rev. 1.1 (2nd Release)	 Test Lab Certificate No. 2470.01
	<u>Test Report Issue Date</u> August 29, 2008	<u>Description of Test(s)</u> Specific Absorption Rate	<u>RF Exposure Category</u> Occupational (Controlled)	

## Z-Axis Scan



<b>Applicant:</b>	<b>Kenwood USA Corporation</b>	<b>FCC ID:</b>	<b>ALH30923110</b>	<b>Frequency Range:</b>	<b>450 - 470 MHz</b>	
<b>Model(s):</b>	<b>TK-3102G-1</b>	<b>Device Description:</b>	<b>Portable FM UHF Push-To-Talk Radio Transceiver</b>			
2008 Celltech Labs Inc.	This document is not to be reproduced in whole or in part without the prior written permission of Celltech Labs Inc.					Page 38 of 76

	<u>Date(s) of Evaluation</u> June 06, 09-10, 2008	<u>Test Report Serial No.</u> 060608ALH-T910-S90U	<u>Test Report Revision No.</u> Rev. 1.1 (2nd Release)	 Test Lab Certificate No. 2470.01
	<u>Test Report Issue Date</u> August 29, 2008	<u>Description of Test(s)</u> Specific Absorption Rate	<u>RF Exposure Category</u> Occupational (Controlled)	

Date Tested: 06/09/2008

## System Performance Check - 450 MHz Dipole - HSL

**DUT: Dipole 450 MHz; Asset: 00024; Serial: 136; Validation: 05/01/2008**

Ambient Temp: 24.0°C; Fluid Temp: 22.8°C; Barometric Pressure: 101.2 kPa; Humidity: 32%

Communication System: CW

Forward Conducted Power: 250 mW

Frequency: 450 MHz; Duty Cycle: 1:1

Medium: HSL450 Medium parameters used:  $f = 450 \text{ MHz}$ ;  $\sigma = 0.89 \text{ mho/m}$ ;  $\epsilon_r = 44.3$ ;  $\rho = 1000 \text{ kg/m}^3$

- Probe: ET3DV6 - SN1387; ConvF(7.32, 7.32, 7.32); Calibrated: 22/04/2008
- Sensor-Surface: 4mm (Mechanical Surface Detection)
- Electronics: DAE4 Sn353; Calibrated: 22/04/2008
- Phantom: Validation Planar; Type: Plexiglas; Serial: TE#137
- Measurement SW: DASY4, V4.7 Build 44; Postprocessing SW: SEMCAD, V1.8 Build 171

### 450 MHz Dipole - System Performance Check

**Area Scan (6x11x1):** Measurement grid:  $dx=15\text{mm}$ ,  $dy=15\text{mm}$

Maximum value of SAR (measured) = 1.24 mW/g

### 450 MHz Dipole - System Performance Check

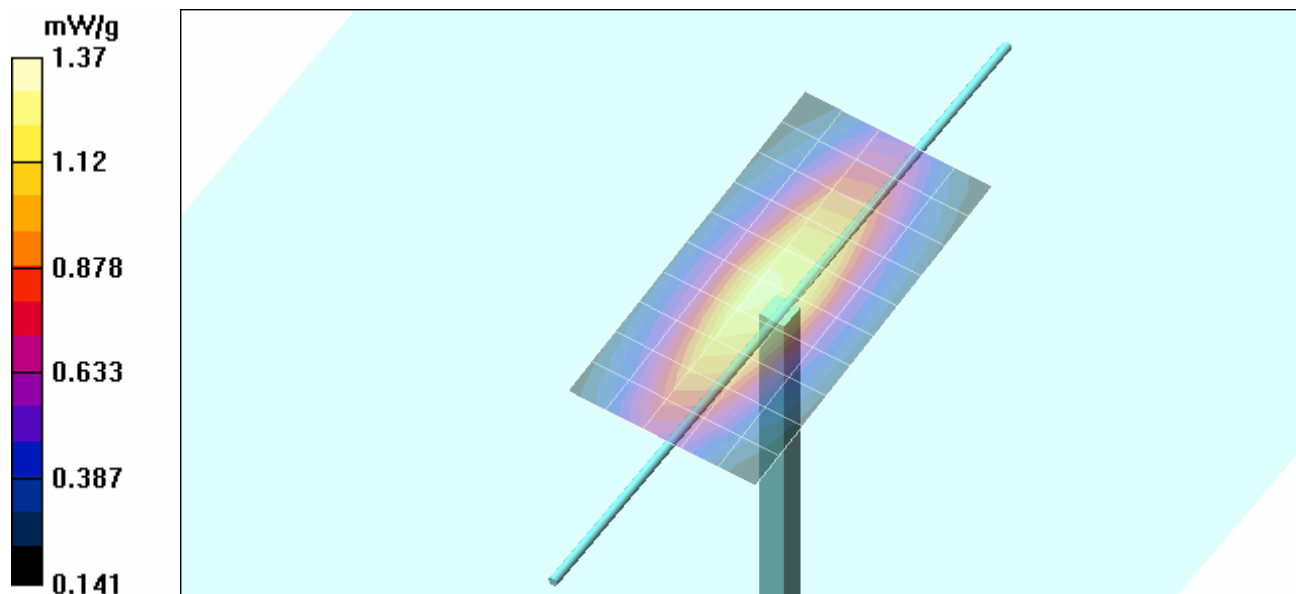
**Zoom Scan (5x5x7)/Cube 0:** Measurement grid:  $dx=7.5\text{mm}$ ,  $dy=7.5\text{mm}$ ,  $dz=5\text{mm}$

Reference Value = 39.9 V/m; Power Drift = -0.009 dB

Peak SAR (extrapolated) = 2.01 W/kg

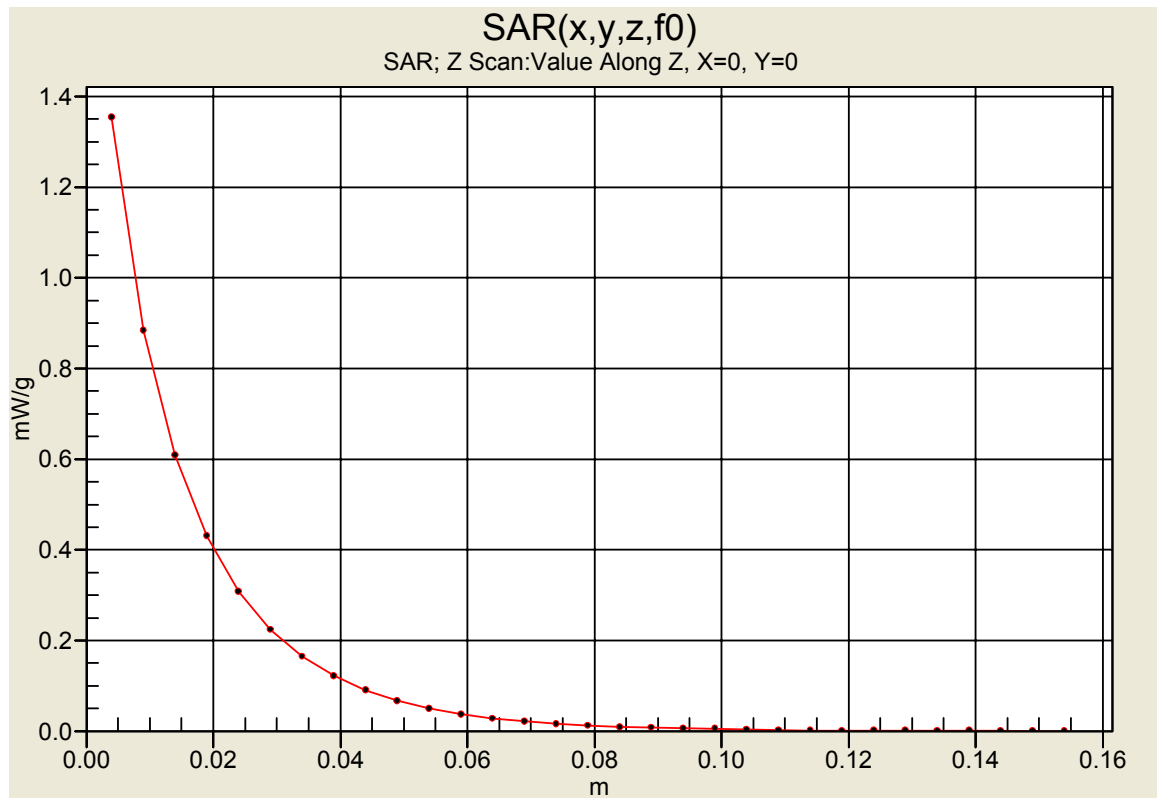
**SAR(1 g) = 1.27 mW/g; SAR(10 g) = 0.834 mW/g**

Maximum value of SAR (measured) = 1.37 mW/g





<b>Applicant:</b>	<b>Kenwood USA Corporation</b>	<b>FCC ID:</b>	<b>ALH30923110</b>	<b>Frequency Range:</b>	<b>450 - 470 MHz</b>	<b>KENWOOD</b>
<b>Model(s):</b>	<b>TK-3102G-1</b>	<b>Device Description:</b>	<b>Portable FM UHF Push-To-Talk Radio Transceiver</b>			
2008 Celltech Labs Inc.		This document is not to be reproduced in whole or in part without the prior written permission of Celltech Labs Inc.				Page 39 of 76

## Z-Axis Scan





	<u>Date(s) of Evaluation</u> June 06, 09-10, 2008	<u>Test Report Serial No.</u> 060608ALH-T910-S90U	<u>Test Report Revision No.</u> Rev. 1.1 (2nd Release)	 Test Lab Certificate No. 2470.01
	<u>Test Report Issue Date</u> August 29, 2008	<u>Description of Test(s)</u> Specific Absorption Rate	<u>RF Exposure Category</u> Occupational (Controlled)	

Date Tested: 06/10/2008

## System Performance Check - 450 MHz Dipole - HSL

**DUT: Dipole 450 MHz; Asset: 00024; Serial: 136; Validation: 05/01/2008**

Ambient Temp: 23.8°C; Fluid Temp: 22.3°C; Barometric Pressure: 100.9 kPa; Humidity: 33%

Communication System: CW

Forward Conducted Power: 250 mW

Frequency: 450 MHz; Duty Cycle: 1:1

Medium: HSL450 Medium parameters used:  $f = 450 \text{ MHz}$ ;  $\sigma = 0.86 \text{ mho/m}$ ;  $\epsilon_r = 44.2$ ;  $\rho = 1000 \text{ kg/m}^3$

- Probe: ET3DV6 - SN1387; ConvF(7.32, 7.32, 7.32); Calibrated: 22/04/2008
- Sensor-Surface: 4mm (Mechanical Surface Detection)
- Electronics: DAE4 Sn353; Calibrated: 22/04/2008
- Phantom: Validation Planar; Type: Plexiglas; Serial: TE#137
- Measurement SW: DASY4, V4.7 Build 44; Postprocessing SW: SEMCAD, V1.8 Build 171

### 450 MHz Dipole - System Performance Check

**Area Scan (6x11x1):** Measurement grid:  $dx=15\text{mm}$ ,  $dy=15\text{mm}$

Maximum value of SAR (measured) = 1.19 mW/g

### 450 MHz Dipole - System Performance Check

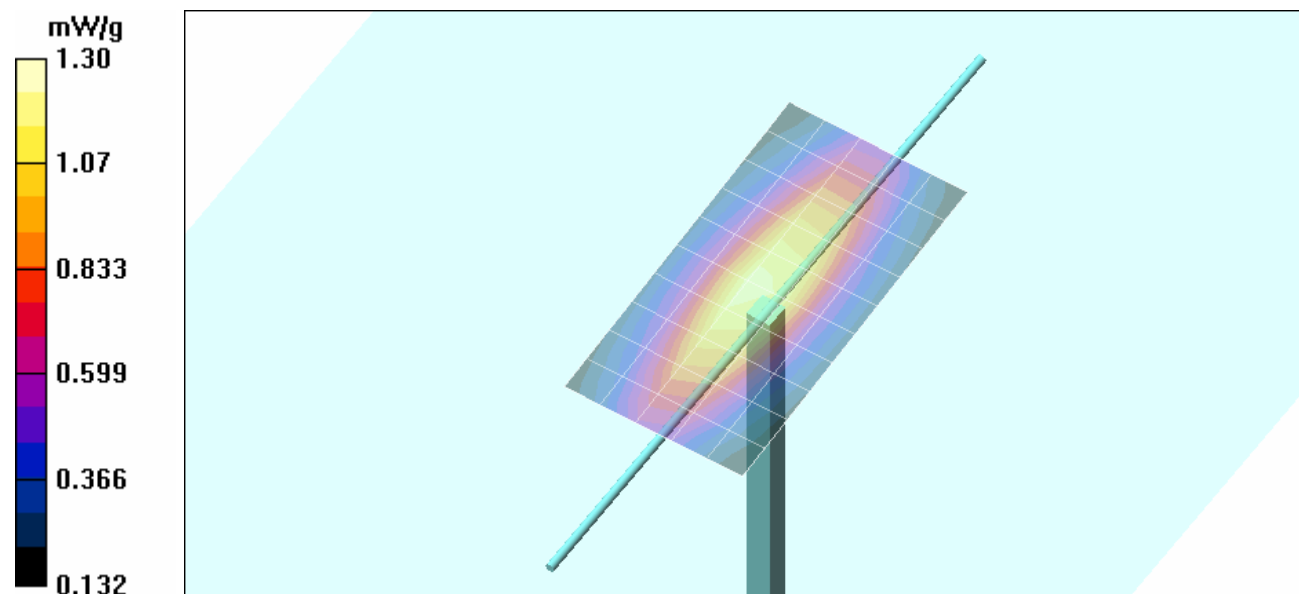
**Zoom Scan (5x5x7)/Cube 0:** Measurement grid:  $dx=7.5\text{mm}$ ,  $dy=7.5\text{mm}$ ,  $dz=5\text{mm}$


Reference Value = 39.6 V/m; Power Drift = -0.003 dB




Peak SAR (extrapolated) = 1.92 W/kg

**SAR(1 g) = 1.21 mW/g; SAR(10 g) = 0.794 mW/g**

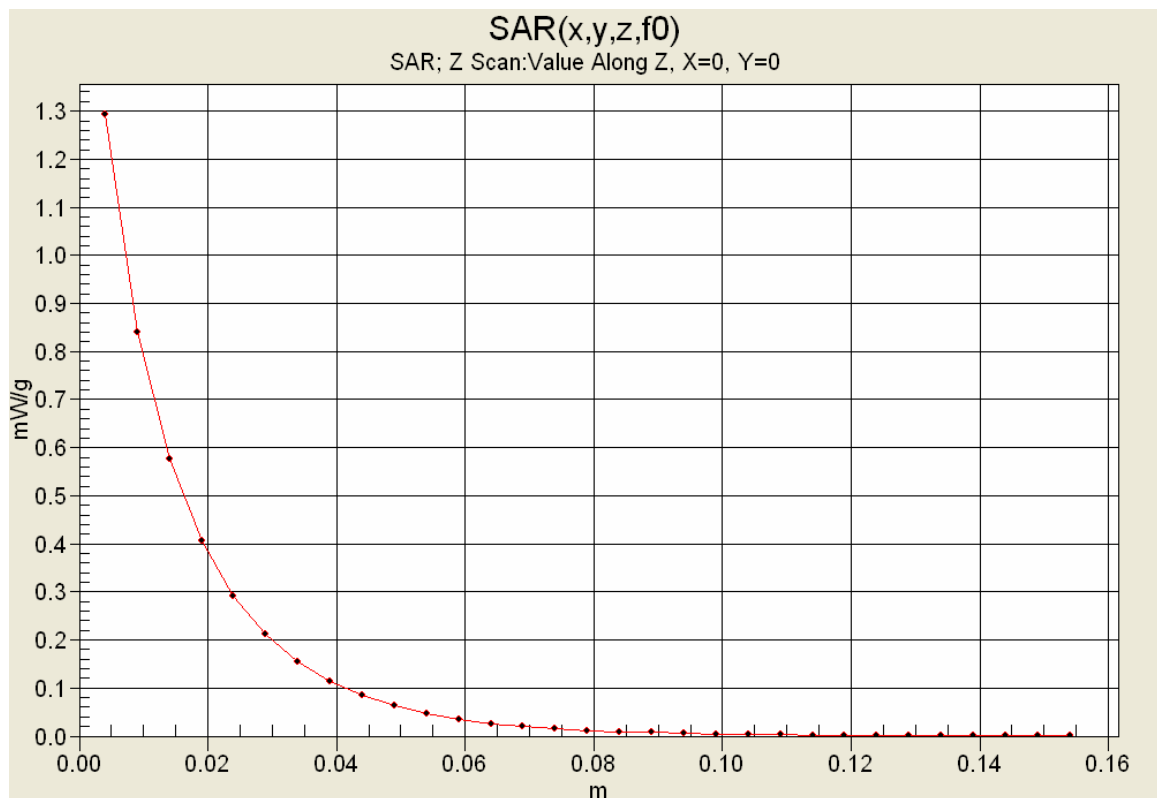
Maximum value of SAR (measured) = 1.30 mW/g






<b>Applicant:</b>	<b>Kenwood USA Corporation</b>	<b>FCC ID:</b>	<b>ALH30923110</b>	<b>Frequency Range:</b>	<b>450 - 470 MHz</b>	
<b>Model(s):</b>	<b>TK-3102G-1</b>	<b>Device Description:</b>	<b>Portable FM UHF Push-To-Talk Radio Transceiver</b>			
2008 Celltech Labs Inc.		This document is not to be reproduced in whole or in part without the prior written permission of Celltech Labs Inc.				Page 41 of 76

	<u>Date(s) of Evaluation</u> June 06, 09-10, 2008	<u>Test Report Serial No.</u> 060608ALH-T910-S90U	<u>Test Report Revision No.</u> Rev. 1.1 (2nd Release)	  Test Lab Certificate No. 2470.01
	<u>Test Report Issue Date</u> August 29, 2008	<u>Description of Test(s)</u> Specific Absorption Rate	<u>RF Exposure Category</u> Occupational (Controlled)	

## Z-Axis Scan





<b>Applicant:</b>	<b>Kenwood USA Corporation</b>	<b>FCC ID:</b>	<b>ALH30923110</b>	<b>Frequency Range:</b>	<b>450 - 470 MHz</b>	
<b>Model(s):</b>	<b>TK-3102G-1</b>	<b>Device Description:</b>	<b>Portable FM UHF Push-To-Talk Radio Transceiver</b>			
2008 Celltech Labs Inc.	This document is not to be reproduced in whole or in part without the prior written permission of Celltech Labs Inc.					Page 42 of 76

	<u>Date(s) of Evaluation</u> June 06, 09-10, 2008	<u>Test Report Serial No.</u> 060608ALH-T910-S90U	<u>Test Report Revision No.</u> Rev. 1.1 (2nd Release)	 Test Lab Certificate No. 2470.01
	<u>Test Report Issue Date</u> August 29, 2008	<u>Description of Test(s)</u> Specific Absorption Rate	<u>RF Exposure Category</u> Occupational (Controlled)	

## APPENDIX C - MEASURED FLUID DIELECTRIC PARAMETERS

<b>Applicant:</b>	<b>Kenwood USA Corporation</b>	<b>FCC ID:</b>	<b>ALH30923110</b>	<b>Frequency Range:</b>	<b>450 - 470 MHz</b>	<b>KENWOOD</b>
<b>Model(s):</b>	<b>TK-3102G-1</b>	<b>Device Description:</b>	<b>Portable FM UHF Push-To-Talk Radio Transceiver</b>			
2008 Celltech Labs Inc.		This document is not to be reproduced in whole or in part without the prior written permission of Celltech Labs Inc.				Page 43 of 76

 Celltech Testing and Engineering Services Ltd.	<u>Date(s) of Evaluation</u> June 06, 09-10, 2008	<u>Test Report Serial No.</u> 060608ALH-T910-S90U	<u>Test Report Revision No.</u> Rev. 1.1 (2nd Release)	 Test Lab Certificate No. 2470.01
	<u>Test Report Issue Date</u> August 29, 2008	<u>Description of Test(s)</u> Specific Absorption Rate	<u>RF Exposure Category</u> Occupational (Controlled)	


### 450 MHz System Performance Check (Brain)



\*\*\*\*\*

Celltech Labs Inc.  
 Test Result for UIM Dielectric Parameter  
 Fri 06/Jun/2008  
 Frequency (GHz)  
 FCC\_eHFCC OET 65 Supplement C (June 2001) Limits for Head Epsilon  
 FCC\_sHFCC OET 65 Supplement C (June 2001) Limits for Head Sigma  
 Test\_e Epsilon of UIM  
 Test\_s Sigma of UIM

\*\*\*\*\*

Freq	FCC_eHF	FCC_sH	Test_e	Test_s
0.3500	44.70	0.87	45.21	0.77
0.3600	44.58	0.87	45.19	0.79
0.3700	44.46	0.87	44.60	0.78
0.3800	44.34	0.87	44.19	0.80
0.3900	44.22	0.87	44.49	0.81
0.4000	44.10	0.87	43.04	0.84
0.4100	43.98	0.87	43.26	0.82
0.4200	43.86	0.87	43.06	0.83
0.4300	43.74	0.87	42.61	0.85
0.4400	43.62	0.87	43.02	0.85
0.4500	43.50	0.87	42.48	0.86
0.4600	43.45	0.87	42.31	0.87
0.4700	43.40	0.87	41.36	0.87
0.4800	43.34	0.87	41.73	0.89
0.4900	43.29	0.87	41.16	0.91
0.5000	43.24	0.87	41.46	0.90
0.5100	43.19	0.87	41.03	0.90
0.5200	43.14	0.88	41.01	0.92
0.5300	43.08	0.88	40.54	0.92
0.5400	43.03	0.88	40.11	0.95
0.5500	42.98	0.88	40.49	0.94

<b>Applicant:</b>	<b>Kenwood USA Corporation</b>	<b>FCC ID:</b>	<b>ALH30923110</b>	<b>Frequency Range:</b>	<b>450 - 470 MHz</b>	
<b>Model(s):</b>	<b>TK-3102G-1</b>	<b>Device Description:</b>	<b>Portable FM UHF Push-To-Talk Radio Transceiver</b>			
2008 Celltech Labs Inc.		This document is not to be reproduced in whole or in part without the prior written permission of Celltech Labs Inc.				Page 44 of 76

 Celltech Testing and Engineering Services Ltd	<u>Date(s) of Evaluation</u> June 06, 09-10, 2008	<u>Test Report Serial No.</u> 060608ALH-T910-S90U	<u>Test Report Revision No.</u> Rev. 1.1 (2nd Release)	 Test Lab Certificate No. 2470.01
	<u>Test Report Issue Date</u> August 29, 2008	<u>Description of Test(s)</u> Specific Absorption Rate	<u>RF Exposure Category</u> Occupational (Controlled)	


### 450 MHz DUT Evaluation (Body)



\*\*\*\*\*

Celltech Labs Inc.  
 Test Result for UIM Dielectric Parameter  
 Fri 06/Jun/2008  
 Frequency (GHz)  
 FCC\_eHFCC Bulletin 65 Supplement C (June 2001) Limits for Head Epsilon  
 FCC\_sHFCC Bulletin 65 Supplement C (June 2001) Limits for Head Sigma  
 FCC\_eB FCC Limits for Body Epsilon  
 FCC\_sB FCC Limits for Body Sigma  
 Test\_e Epsilon of UIM  
 Test\_s Sigma of UIM

\*\*\*\*\*

Freq	FCC_eB	FCC_sB	Test_e	Test_s
0.3500	57.70	0.93	58.62	0.87
0.3600	57.60	0.93	58.57	0.89
0.3700	57.50	0.93	58.31	0.90
0.3800	57.40	0.93	58.30	0.90
0.3900	57.30	0.93	57.90	0.92
0.4000	57.20	0.93	58.15	0.92
0.4100	57.10	0.93	57.80	0.92
0.4200	57.00	0.94	57.75	0.93
0.4300	56.90	0.94	58.13	0.93
0.4400	56.80	0.94	57.42	0.94
0.4500	56.70	0.94	57.25	0.96
0.4600	56.66	0.94	57.10	0.95
0.4700	56.62	0.94	57.05	0.96
0.4800	56.58	0.94	57.00	0.97
0.4900	56.54	0.94	56.58	0.97
0.5000	56.51	0.94	56.23	0.98
0.5100	56.47	0.94	56.77	1.01
0.5200	56.43	0.95	56.11	1.00
0.5300	56.39	0.95	56.56	0.99
0.5400	56.35	0.95	56.22	1.02
0.5500	56.31	0.95	56.14	1.04

<b>Applicant:</b>	<b>Kenwood USA Corporation</b>	<b>FCC ID:</b>	<b>ALH30923110</b>	<b>Frequency Range:</b>	<b>450 - 470 MHz</b>	
<b>Model(s):</b>	<b>TK-3102G-1</b>	<b>Device Description:</b>	<b>Portable FM UHF Push-To-Talk Radio Transceiver</b>			
2008 Celltech Labs Inc.		This document is not to be reproduced in whole or in part without the prior written permission of Celltech Labs Inc.				Page 45 of 76

	<u>Date(s) of Evaluation</u> June 06, 09-10, 2008	<u>Test Report Serial No.</u> 060608ALH-T910-S90U	<u>Test Report Revision No.</u> Rev. 1.1 (2nd Release)	 Test Lab Certificate No. 2470.01
	<u>Test Report Issue Date</u> August 29, 2008	<u>Description of Test(s)</u> Specific Absorption Rate	<u>RF Exposure Category</u> Occupational (Controlled)	

### 450 MHz System Performance Check (Brain)



\*\*\*\*\*

Celltech Labs Inc,  
Test Result for UIM Dielectric Parameter  
Mon 09/Jun/2008  
Frequency (GHz)  
FCC\_eHFCC OET 65 Supplement C (June 2001) Limits for Head Epsilon  
FCC\_sHFCC OET 65 Supplement C (June 2001) Limits for Head Sigma  
Test\_e Epsilon of UIM  
Test\_s Sigma of UIM  
\*\*\*\*\*

Freq	FCC_eHFCC	sHFCC	Test_e	Test_s
0.3500	44.70	0.87	47.36	0.79
0.3600	44.58	0.87	46.68	0.80
0.3700	44.46	0.87	45.61	0.82
0.3800	44.34	0.87	46.20	0.83
0.3900	44.22	0.87	45.77	0.82
0.4000	44.10	0.87	46.06	0.83
0.4100	43.98	0.87	45.27	0.83
0.4200	43.86	0.87	45.62	0.85
0.4300	43.74	0.87	45.23	0.85
0.4400	43.62	0.87	44.90	0.87
0.4500	43.50	0.87	44.26	0.89
0.4600	43.45	0.87	44.15	0.89
0.4700	43.40	0.87	44.37	0.90
0.4800	43.34	0.87	44.33	0.91
0.4900	43.29	0.87	43.70	0.92
0.5000	43.24	0.87	43.42	0.91
0.5100	43.19	0.87	43.18	0.93
0.5200	43.14	0.88	43.31	0.93
0.5300	43.08	0.88	42.95	0.94
0.5400	43.03	0.88	43.25	0.96
0.5500	42.98	0.88	43.09	0.97

<b>Applicant:</b>	<b>Kenwood USA Corporation</b>	<b>FCC ID:</b>	<b>ALH30923110</b>	<b>Frequency Range:</b>	<b>450 - 470 MHz</b>	<b>KENWOOD</b>
<b>Model(s):</b>	<b>TK-3102G-1</b>	<b>Device Description:</b>	<b>Portable FM UHF Push-To-Talk Radio Transceiver</b>			
2008 Celltech Labs Inc.		This document is not to be reproduced in whole or in part without the prior written permission of Celltech Labs Inc.				Page 46 of 76



 Celltech Testing and Engineering Services Ltd.	<u>Date(s) of Evaluation</u> June 06, 09-10, 2008	<u>Test Report Serial No.</u> 060608ALH-T910-S90U	<u>Test Report Revision No.</u> Rev. 1.1 (2nd Release)	 Test Lab Certificate No. 2470.01
	<u>Test Report Issue Date</u> August 29, 2008	<u>Description of Test(s)</u> Specific Absorption Rate	<u>RF Exposure Category</u> Occupational (Controlled)	

### 450 MHz DUT Evaluation (Body)



\*\*\*\*\*

Celltech Labs Inc.  
 Test Result for UIM Dielectric Parameter  
 Mon 09/Jun/2008  
 Frequency (GHz)  
 FCC\_eHFCC Bulletin 65 Supplement C (June 2001) Limits for Head Epsilon  
 FCC\_sHFCC Bulletin 65 Supplement C (June 2001) Limits for Head Sigma  
 FCC\_eB FCC Limits for Body Epsilon  
 FCC\_sB FCC Limits for Body Sigma  
 Test\_e Epsilon of UIM  
 Test\_s Sigma of UIM

\*\*\*\*\*

Freq	FCC_eB	FCC_sB	Test_e	Test_s
0.3500	57.70	0.93	59.51	0.82
0.3600	57.60	0.93	59.17	0.83
0.3700	57.50	0.93	59.16	0.85
0.3800	57.40	0.93	59.95	0.86
0.3900	57.30	0.93	59.00	0.85
0.4000	57.20	0.93	59.77	0.87
0.4100	57.10	0.93	59.01	0.88
0.4200	57.00	0.94	59.32	0.89
0.4300	56.90	0.94	59.00	0.88
0.4400	56.80	0.94	59.15	0.88
0.4500	56.70	0.94	58.20	0.91
0.4600	56.66	0.94	58.20	0.91
0.4700	56.62	0.94	57.97	0.91
0.4800	56.58	0.94	58.14	0.92
0.4900	56.54	0.94	58.14	0.93
0.5000	56.51	0.94	57.54	0.93
0.5100	56.47	0.94	57.97	0.94
0.5200	56.43	0.95	58.11	0.95
0.5300	56.39	0.95	58.02	0.97
0.5400	56.35	0.95	58.05	0.96
0.5500	56.31	0.95	57.49	0.98

Applicant:	Kenwood USA Corporation	FCC ID:	ALH30923110	Frequency Range:	450 - 470 MHz	KENWOOD
Model(s):	TK-3102G-1	Device Description:	Portable FM UHF Push-To-Talk Radio Transceiver			
2008 Celltech Labs Inc.	This document is not to be reproduced in whole or in part without the prior written permission of Celltech Labs Inc.					Page 47 of 76

 Celltech Testing and Engineering Services Ltd.	<u>Date(s) of Evaluation</u> June 06, 09-10, 2008	<u>Test Report Serial No.</u> 060608ALH-T910-S90U	<u>Test Report Revision No.</u> Rev. 1.1 (2nd Release)	 Test Lab Certificate No. 2470.01
	<u>Test Report Issue Date</u> August 29, 2008	<u>Description of Test(s)</u> Specific Absorption Rate	<u>RF Exposure Category</u> Occupational (Controlled)	

## 450 MHz System Performance Check & DUT Evaluation (Brain)

\*\*\*\*\*

Celltech Labs Inc.

Test Result for UIM Dielectric Parameter

Tue 10/Jun/2008

Frequency (GHz)

FCC\_eHFCC OET 65 Supplement C (June 2001) Limits for Head Epsilon

FCC\_sHFCC OET 65 Supplement C (June 2001) Limits for Head Sigma



Test\_e Epsilon of UIM

Test\_s Sigma of UIM

\*\*\*\*\*

Freq	FCC_eHF	FCC_sH	Test_e	Test_s
0.3500	44.70	0.87	46.10	0.78
0.3600	44.58	0.87	45.64	0.79
0.3700	44.46	0.87	45.53	0.79
0.3800	44.34	0.87	45.00	0.82
0.3900	44.22	0.87	45.52	0.81
0.4000	44.10	0.87	44.52	0.82
0.4100	43.98	0.87	45.11	0.84
0.4200	43.86	0.87	43.87	0.84
0.4300	43.74	0.87	43.82	0.85
0.4400	43.62	0.87	43.83	0.84
0.4500	43.50	0.87	44.15	0.86
0.4600	43.45	0.87	43.34	0.88
0.4700	43.40	0.87	43.32	0.87
0.4800	43.34	0.87	42.53	0.89
0.4900	43.29	0.87	42.74	0.91
0.5000	43.24	0.87	42.61	0.91
0.5100	43.19	0.87	42.99	0.92
0.5200	43.14	0.88	41.94	0.91
0.5300	43.08	0.88	42.54	0.92
0.5400	43.03	0.88	41.81	0.93
0.5500	42.98	0.88	41.99	0.95



Applicant:	Kenwood USA Corporation	FCC ID:	ALH30923110	Frequency Range:	450 - 470 MHz	KENWOOD
Model(s):	TK-3102G-1	Device Description:	Portable FM UHF Push-To-Talk Radio Transceiver			
2008 Celltech Labs Inc.		This document is not to be reproduced in whole or in part without the prior written permission of Celltech Labs Inc.				Page 48 of 76




	<u>Date(s) of Evaluation</u> June 06, 09-10, 2008	<u>Test Report Serial No.</u> 060608ALH-T910-S90U	<u>Test Report Revision No.</u> Rev. 1.1 (2nd Release)	 Test Lab Certificate No. 2470.01
	<u>Test Report Issue Date</u> August 29, 2008	<u>Description of Test(s)</u> Specific Absorption Rate	<u>RF Exposure Category</u> Occupational (Controlled)	

## APPENDIX D - SAR TEST SETUP & DUT PHOTOGRAPHS

<b>Applicant:</b>	<b>Kenwood USA Corporation</b>	<b>FCC ID:</b>	<b>ALH30923110</b>	<b>Frequency Range:</b>	<b>450 - 470 MHz</b>	<b>KENWOOD</b>
<b>Model(s):</b>	<b>TK-3102G-1</b>	<b>Device Description:</b>	<b>Portable FM UHF Push-To-Talk Radio Transceiver</b>			
2008 Celltech Labs Inc.		This document is not to be reproduced in whole or in part without the prior written permission of Celltech Labs Inc.				Page 49 of 76


**FACE-HELD SAR TEST SETUP PHOTOGRAPHS**  
**2.5 cm Spacing from Front Side of DUT to Planar Phantom**  
**DUT with NiCd 600mAh Battery & KRA-23M Antenna**






	<u>Date(s) of Evaluation</u> June 06, 09-10, 2008	<u>Test Report Serial No.</u> 060608ALH-T910-S90U	<u>Test Report Revision No.</u> Rev. 1.1 (2nd Release)	  Test Lab Certificate No. 2470.01
	<u>Test Report Issue Date</u> August 29, 2008	<u>Description of Test(s)</u> Specific Absorption Rate	<u>RF Exposure Category</u> Occupational (Controlled)	

**FACE-HELD SAR TEST SETUP PHOTOGRAPHS**  
**2.5 cm Spacing from Front Side of DUT to Planar Phantom**  
**DUT with NiCd 1100mAh Battery & KRA-23M Antenna**




<b>Applicant:</b>	<b>Kenwood USA Corporation</b>	<b>FCC ID:</b>	<b>ALH30923110</b>	<b>Frequency Range:</b>	<b>450 - 470 MHz</b>	
<b>Model(s):</b>	<b>TK-3102G-1</b>	<b>Device Description:</b>	<b>Portable FM UHF Push-To-Talk Radio Transceiver</b>			
2008 Celltech Labs Inc.		This document is not to be reproduced in whole or in part without the prior written permission of Celltech Labs Inc.				Page 51 of 76






	<u>Date(s) of Evaluation</u> June 06, 09-10, 2008	<u>Test Report Serial No.</u> 060608ALH-T910-S90U	<u>Test Report Revision No.</u> Rev. 1.1 (2nd Release)	  Test Lab Certificate No. 2470.01
	<u>Test Report Issue Date</u> August 29, 2008	<u>Description of Test(s)</u> Specific Absorption Rate	<u>RF Exposure Category</u> Occupational (Controlled)	

**FACE-HELD SAR TEST SETUP PHOTOGRAPHS**  
**2.5 cm Spacing from Front Side of DUT to Planar Phantom**  
**DUT with NiMH 1600mAh Battery & KRA-23M Antenna**




<b>Applicant:</b>	<b>Kenwood USA Corporation</b>	<b>FCC ID:</b>	<b>ALH30923110</b>	<b>Frequency Range:</b>	<b>450 - 470 MHz</b>	
<b>Model(s):</b>	<b>TK-3102G-1</b>	<b>Device Description:</b>	<b>Portable FM UHF Push-To-Talk Radio Transceiver</b>			
2008 Celltech Labs Inc.		This document is not to be reproduced in whole or in part without the prior written permission of Celltech Labs Inc.				Page 52 of 76






	<u>Date(s) of Evaluation</u> June 06, 09-10, 2008	<u>Test Report Serial No.</u> 060608ALH-T910-S90U	<u>Test Report Revision No.</u> Rev. 1.1 (2nd Release)	  Test Lab Certificate No. 2470.01
	<u>Test Report Issue Date</u> August 29, 2008	<u>Description of Test(s)</u> Specific Absorption Rate	<u>RF Exposure Category</u> Occupational (Controlled)	


**FACE-HELD SAR TEST SETUP PHOTOGRAPHS**  
**2.5 cm Spacing from Front Side of DUT to Planar Phantom**  
**DUT with Alkaline AA Battery Case & KRA-23M Antenna**







<b>Applicant:</b>	<b>Kenwood USA Corporation</b>	<b>FCC ID:</b>	<b>ALH30923110</b>	<b>Frequency Range:</b>	<b>450 - 470 MHz</b>	
<b>Model(s):</b>	<b>TK-3102G-1</b>	<b>Device Description:</b>	<b>Portable FM UHF Push-To-Talk Radio Transceiver</b>			
2008 Celltech Labs Inc.		This document is not to be reproduced in whole or in part without the prior written permission of Celltech Labs Inc.				Page 53 of 76

	<u>Date(s) of Evaluation</u> June 06, 09-10, 2008	<u>Test Report Serial No.</u> 060608ALH-T910-S90U	<u>Test Report Revision No.</u> Rev. 1.1 (2nd Release)	  Test Lab Certificate No. 2470.01
	<u>Test Report Issue Date</u> August 29, 2008	<u>Description of Test(s)</u> Specific Absorption Rate	<u>RF Exposure Category</u> Occupational (Controlled)	

**FACE-HELD SAR TEST SETUP PHOTOGRAPHS**  
**2.5 cm Spacing from Front Side of DUT to Planar Phantom**  
**DUT with NiCd 600mAh Battery & KRA-27M Antenna**



<b>Applicant:</b>	<b>Kenwood USA Corporation</b>	<b>FCC ID:</b>	<b>ALH30923110</b>	<b>Frequency Range:</b>	<b>450 - 470 MHz</b>	
<b>Model(s):</b>	<b>TK-3102G-1</b>	<b>Device Description:</b>	<b>Portable FM UHF Push-To-Talk Radio Transceiver</b>			
2008 Celltech Labs Inc.		This document is not to be reproduced in whole or in part without the prior written permission of Celltech Labs Inc.				Page 54 of 76




	<u>Date(s) of Evaluation</u> June 06, 09-10, 2008	<u>Test Report Serial No.</u> 060608ALH-T910-S90U	<u>Test Report Revision No.</u> Rev. 1.1 (2nd Release)	  Test Lab Certificate No. 2470.01
	<u>Test Report Issue Date</u> August 29, 2008	<u>Description of Test(s)</u> Specific Absorption Rate	<u>RF Exposure Category</u> Occupational (Controlled)	

**FACE-HELD SAR TEST SETUP PHOTOGRAPHS**  
**2.5 cm Spacing from Front Side of DUT to Planar Phantom**  
**DUT with NiCd 1100mAh Battery & KRA-27M Antenna**




<b>Applicant:</b>	<b>Kenwood USA Corporation</b>	<b>FCC ID:</b>	<b>ALH30923110</b>	<b>Frequency Range:</b>	<b>450 - 470 MHz</b>	<b>KENWOOD</b>
<b>Model(s):</b>	<b>TK-3102G-1</b>	<b>Device Description:</b>	<b>Portable FM UHF Push-To-Talk Radio Transceiver</b>			
2008 Celltech Labs Inc.		This document is not to be reproduced in whole or in part without the prior written permission of Celltech Labs Inc.				Page 55 of 76






	<u>Date(s) of Evaluation</u> June 06, 09-10, 2008	<u>Test Report Serial No.</u> 060608ALH-T910-S90U	<u>Test Report Revision No.</u> Rev. 1.1 (2nd Release)	  Test Lab Certificate No. 2470.01
	<u>Test Report Issue Date</u> August 29, 2008	<u>Description of Test(s)</u> Specific Absorption Rate	<u>RF Exposure Category</u> Occupational (Controlled)	


**FACE-HELD SAR TEST SETUP PHOTOGRAPHS**  
**2.5 cm Spacing from Front Side of DUT to Planar Phantom**  
**DUT with NiMH 1600mAh Battery & KRA-27M Antenna**




<b>Applicant:</b>	<b>Kenwood USA Corporation</b>	<b>FCC ID:</b>	<b>ALH30923110</b>	<b>Frequency Range:</b>	<b>450 - 470 MHz</b>	
<b>Model(s):</b>	<b>TK-3102G-1</b>	<b>Device Description:</b>	<b>Portable FM UHF Push-To-Talk Radio Transceiver</b>			
2008 Celltech Labs Inc.		This document is not to be reproduced in whole or in part without the prior written permission of Celltech Labs Inc.				Page 56 of 76

	<u>Date(s) of Evaluation</u> June 06, 09-10, 2008	<u>Test Report Serial No.</u> 060608ALH-T910-S90U	<u>Test Report Revision No.</u> Rev. 1.1 (2nd Release)	  Test Lab Certificate No. 2470.01
	<u>Test Report Issue Date</u> August 29, 2008	<u>Description of Test(s)</u> Specific Absorption Rate	<u>RF Exposure Category</u> Occupational (Controlled)	

**FACE-HELD SAR TEST SETUP PHOTOGRAPHS**  
**2.5 cm Spacing from Front Side of DUT to Planar Phantom**  
**DUT with Alkaline AA Battery Case & KRA-27M Antenna**




<b>Applicant:</b>	<b>Kenwood USA Corporation</b>	<b>FCC ID:</b>	<b>ALH30923110</b>	<b>Frequency Range:</b>	<b>450 - 470 MHz</b>	
<b>Model(s):</b>	<b>TK-3102G-1</b>	<b>Device Description:</b>	<b>Portable FM UHF Push-To-Talk Radio Transceiver</b>			
2008 Celltech Labs Inc.		This document is not to be reproduced in whole or in part without the prior written permission of Celltech Labs Inc.				Page 57 of 76

## BODY-WORN SAR TEST SETUP PHOTOGRAPHS

1.5 cm Belt-Clip Spacing from Back of DUT to Planar Phantom



DUT with Belt-Clip & Speaker-Microphone Audio Accessory

DUT with NiCd 600mAh Battery & KRA-23M Antenna










**BODY-WORN SAR TEST SETUP PHOTOGRAPHS**  
1.5 cm Belt-Clip Spacing from Back of DUT to Planar Phantom  
DUT with Belt-Clip & Speaker-Microphone Audio Accessory  
DUT with NiCd 1100mAh Battery & KRA-23M Antenna





**BODY-WORN SAR TEST SETUP PHOTOGRAPHS**  
1.5 cm Belt-Clip Spacing from Back of DUT to Planar Phantom  
DUT with Belt-Clip & Speaker-Microphone Audio Accessory  
DUT with NiMH 1600mAh Battery & KRA-23M Antenna





	<u>Date(s) of Evaluation</u> June 06, 09-10, 2008	<u>Test Report Serial No.</u> 060608ALH-T910-S90U	<u>Test Report Revision No.</u> Rev. 1.1 (2nd Release)	  Test Lab Certificate No. 2470.01
	<u>Test Report Issue Date</u> August 29, 2008	<u>Description of Test(s)</u> Specific Absorption Rate	<u>RF Exposure Category</u> Occupational (Controlled)	

**BODY-WORN SAR TEST SETUP PHOTOGRAPHS**  
**1.5 cm Belt-Clip Spacing from Back of DUT to Planar Phantom**  
**DUT with Belt-Clip & Speaker-Microphone Audio Accessory**  
**DUT with Alkaline AA Battery Case & KRA-23M Antenna**



<b>Applicant:</b>	<b>Kenwood USA Corporation</b>	<b>FCC ID:</b>	<b>ALH30923110</b>	<b>Frequency Range:</b>	<b>450 - 470 MHz</b>	<b>KENWOOD</b>
<b>Model(s):</b>	<b>TK-3102G-1</b>	<b>Device Description:</b>	<b>Portable FM UHF Push-To-Talk Radio Transceiver</b>			
2008 Celltech Labs Inc.		This document is not to be reproduced in whole or in part without the prior written permission of Celltech Labs Inc.				Page 61 of 76

**BODY-WORN SAR TEST SETUP PHOTOGRAPHS**  
1.5 cm Belt-Clip Spacing from Back of DUT to Planar Phantom  
DUT with Belt-Clip & Speaker-Microphone Audio Accessory  
DUT with NiCd 600mAh Battery & KRA-27M Antenna







## BODY-WORN SAR TEST SETUP PHOTOGRAPHS



1.5 cm Belt-Clip Spacing from Back of DUT to Planar Phantom

DUT with Belt-Clip & Speaker-Microphone Audio Accessory

DUT with NiCd 1100mAh Battery & KRA-27M Antenna



**BODY-WORN SAR TEST SETUP PHOTOGRAPHS**  
1.5 cm Belt-Clip Spacing from Back of DUT to Planar Phantom  
DUT with Belt-Clip & Speaker-Microphone Audio Accessory  
DUT with NiMH 1600mAh Battery & KRA-27M Antenna


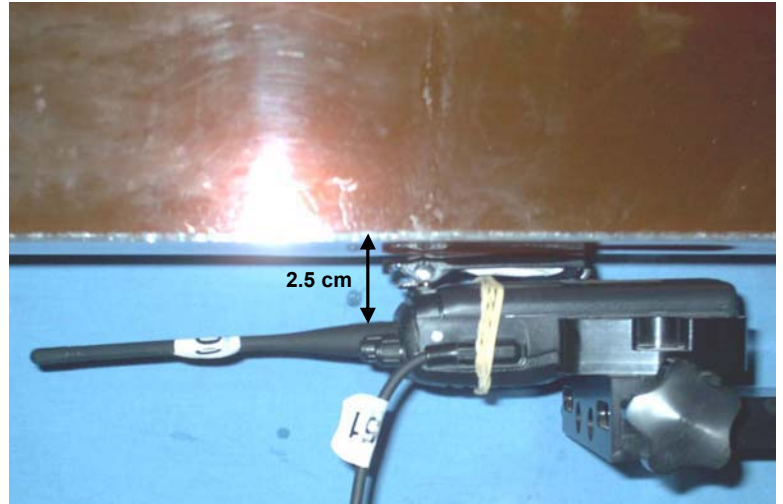


## BODY-WORN SAR TEST SETUP PHOTOGRAPHS



1.5 cm Belt-Clip Spacing from Back of DUT to Planar Phantom

DUT with Belt-Clip & Speaker-Microphone Audio Accessory



DUT with Alkaline AA Battery Case & KRA-27M Antenna








	<u>Date(s) of Evaluation</u> June 06, 09-10, 2008	<u>Test Report Serial No.</u> 060608ALH-T910-S90U	<u>Test Report Revision No.</u> Rev. 1.1 (2nd Release)	 Test Lab Certificate No. 2470.01
	<u>Test Report Issue Date</u> August 29, 2008	<u>Description of Test(s)</u> Specific Absorption Rate	<u>RF Exposure Category</u> Occupational (Controlled)	

## DUT PHOTOGRAPHS


	
Front of DUT with KRA-23M Stubby Antenna	Front of DUT with KRA-27M Whip Antenna
	
KRA-27M Whip Antenna	
	
KRA-23M Stubby Antenna	


<b>Applicant:</b>	<b>Kenwood USA Corporation</b>	<b>FCC ID:</b>	<b>ALH30923110</b>	<b>Frequency Range:</b>	<b>450 - 470 MHz</b>	
<b>Model(s):</b>	<b>TK-3102G-1</b>	<b>Device Description:</b>	<b>Portable FM UHF Push-To-Talk Radio Transceiver</b>			
2008 Celltech Labs Inc.		This document is not to be reproduced in whole or in part without the prior written permission of Celltech Labs Inc.				Page 66 of 76





	<u>Date(s) of Evaluation</u> June 06, 09-10, 2008	<u>Test Report Serial No.</u> 060608ALH-T910-S90U	<u>Test Report Revision No.</u> Rev. 1.1 (2nd Release)	 Test Lab Certificate No. 2470.01
	<u>Test Report Issue Date</u> August 29, 2008	<u>Description of Test(s)</u> Specific Absorption Rate	<u>RF Exposure Category</u> Occupational (Controlled)	

## DUT PHOTOGRAPHS

					
Back of DUT with KRA-23M Antenna		Back of DUT with KRA-27M Antenna		Back of DUT with Battery Removed	
					
DUT with NiCd 600mAh Batt.	DUT with NiCd 1100mAh Batt.	DUT with NiMH 1600mAh Batt.	DUT with Alkaline Batt. Case		

<b>Applicant:</b>	<b>Kenwood USA Corporation</b>	<b>FCC ID:</b>	<b>ALH30923110</b>	<b>Frequency Range:</b>	<b>450 - 470 MHz</b>	
<b>Model(s):</b>	<b>TK-3102G-1</b>	<b>Device Description:</b>	<b>Portable FM UHF Push-To-Talk Radio Transceiver</b>			
2008 Celltech Labs Inc.		This document is not to be reproduced in whole or in part without the prior written permission of Celltech Labs Inc.				Page 67 of 76

	<u>Date(s) of Evaluation</u> June 06, 09-10, 2008	<u>Test Report Serial No.</u> 060608ALH-T910-S90U	<u>Test Report Revision No.</u> Rev. 1.1 (2nd Release)	 Test Lab Certificate No. 2470.01
	<u>Test Report Issue Date</u> August 29, 2008	<u>Description of Test(s)</u> Specific Absorption Rate	<u>RF Exposure Category</u> Occupational (Controlled)	

## DUT PHOTOGRAPHS



Left Side of DUT with Belt-Clip and NiCd 600mAh Battery




Right Side of DUT with Belt-Clip and NiCd 600mAh Battery





Top end of DUT with Belt-Clip & NiCd 600mAh Battery



Bottom end of DUT w/ Belt-Clip & NiCd 600mAh Battery

<b>Applicant:</b>	<b>Kenwood USA Corporation</b>	<b>FCC ID:</b>	<b>ALH30923110</b>	<b>Frequency Range:</b>	<b>450 - 470 MHz</b>	
<b>Model(s):</b>	<b>TK-3102G-1</b>	<b>Device Description:</b>	<b>Portable FM UHF Push-To-Talk Radio Transceiver</b>			
2008 Celltech Labs Inc.		This document is not to be reproduced in whole or in part without the prior written permission of Celltech Labs Inc.				Page 68 of 76



	Date(s) of Evaluation June 06, 09-10, 2008	Test Report Serial No. 060608ALH-T910-S90U	Test Report Revision No. Rev. 1.1 (2nd Release)	 Test Lab Certificate No. 2470.01
	Test Report Issue Date August 29, 2008	Description of Test(s) Specific Absorption Rate	RF Exposure Category Occupational (Controlled)	

## DUT PHOTOGRAPHS



Left Side of DUT with Belt-Clip and NiCd 1100mAh Battery




Right Side of DUT with Belt-Clip and NiCd 1100mAh Battery





Top end of DUT with Belt-Clip & NiCd 1100mAh Battery



Bottom end of DUT w/ Belt-Clip & NiCd 1100mAh Battery

<b>Applicant:</b>	<b>Kenwood USA Corporation</b>	<b>FCC ID:</b>	<b>ALH30923110</b>	<b>Frequency Range:</b>	<b>450 - 470 MHz</b>	
<b>Model(s):</b>	<b>TK-3102G-1</b>	<b>Device Description:</b>	<b>Portable FM UHF Push-To-Talk Radio Transceiver</b>			
2008 Celltech Labs Inc.	This document is not to be reproduced in whole or in part without the prior written permission of Celltech Labs Inc.					Page 69 of 76

	<u>Date(s) of Evaluation</u> June 06, 09-10, 2008	<u>Test Report Serial No.</u> 060608ALH-T910-S90U	<u>Test Report Revision No.</u> Rev. 1.1 (2nd Release)	 Test Lab Certificate No. 2470.01
	<u>Test Report Issue Date</u> August 29, 2008	<u>Description of Test(s)</u> Specific Absorption Rate	<u>RF Exposure Category</u> Occupational (Controlled)	

## DUT PHOTOGRAPHS



Left Side of DUT with Belt-Clip and NiMH 1600mAh Battery



Right Side of DUT with Belt-Clip and NiMH 1600mAh Battery





Top end of DUT with Belt-Clip & NiMH 1600mAh Battery



Bottom end of DUT w/ Belt-Clip & NiMH 1600mAh Battery

<b>Applicant:</b>	<b>Kenwood USA Corporation</b>	<b>FCC ID:</b>	<b>ALH30923110</b>	<b>Frequency Range:</b>	<b>450 - 470 MHz</b>	<b>KENWOOD</b>
<b>Model(s):</b>	<b>TK-3102G-1</b>	<b>Device Description:</b>	<b>Portable FM UHF Push-To-Talk Radio Transceiver</b>			
2008 Celltech Labs Inc.		This document is not to be reproduced in whole or in part without the prior written permission of Celltech Labs Inc.				Page 70 of 76



	Date(s) of Evaluation June 06, 09-10, 2008	Test Report Serial No. 060608ALH-T910-S90U	Test Report Revision No. Rev. 1.1 (2nd Release)	 Test Lab Certificate No. 2470.01
	Test Report Issue Date August 29, 2008	Description of Test(s) Specific Absorption Rate	RF Exposure Category Occupational (Controlled)	

## DUT PHOTOGRAPHS



Left Side of DUT with Belt-Clip and Alkaline AA Battery Case






Right Side of DUT with Belt-Clip and Alkaline AA Battery Case



Top end of DUT with Belt-Clip & Alkaline AA Battery Case


Bottom end of DUT w/ Belt-Clip & Alkaline AA Battery Case

<b>Applicant:</b>	<b>Kenwood USA Corporation</b>	<b>FCC ID:</b>	<b>ALH30923110</b>	<b>Frequency Range:</b>	<b>450 - 470 MHz</b>	
<b>Model(s):</b>	<b>TK-3102G-1</b>	<b>Device Description:</b>	<b>Portable FM UHF Push-To-Talk Radio Transceiver</b>			
2008 Celltech Labs Inc.		This document is not to be reproduced in whole or in part without the prior written permission of Celltech Labs Inc.				Page 71 of 76



	Date(s) of Evaluation June 06, 09-10, 2008	Test Report Serial No. 060608ALH-T910-S90U	Test Report Revision No. Rev. 1.1 (2nd Release)	 Test Lab Certificate No. 2470.01
	Test Report Issue Date August 29, 2008	Description of Test(s) Specific Absorption Rate	RF Exposure Category Occupational (Controlled)	

## DUT PHOTOGRAPHS

			
NiCd 7.2V 600mAh Battery (P/N: KNB-14)		NiCd 7.2V 1100mAh Battery (P/N: KNB-15A)	
			
NiCd 7.2V 600mAh Battery (P/N: KNB-14)		NiCd 7.2V 1100mAh Battery (P/N: KNB-15A)	


<b>Applicant:</b>	<b>Kenwood USA Corporation</b>	<b>FCC ID:</b>	<b>ALH30923110</b>	<b>Frequency Range:</b>	<b>450 - 470 MHz</b>	
<b>Model(s):</b>	<b>TK-3102G-1</b>	<b>Device Description:</b>	<b>Portable FM UHF Push-To-Talk Radio Transceiver</b>			
2008 Celltech Labs Inc.		This document is not to be reproduced in whole or in part without the prior written permission of Celltech Labs Inc.				Page 72 of 76





	<u>Date(s) of Evaluation</u> June 06, 09-10, 2008	<u>Test Report Serial No.</u> 060608ALH-T910-S90U	<u>Test Report Revision No.</u> Rev. 1.1 (2nd Release)	 Test Lab Certificate No. 2470.01
	<u>Test Report Issue Date</u> August 29, 2008	<u>Description of Test(s)</u> Specific Absorption Rate	<u>RF Exposure Category</u> Occupational (Controlled)	

## DUT PHOTOGRAPHS

			
NiMH 7.2V 1600mAh Battery (P/N: KNB-20N)		Alkaline AA Battery Case (P/N: KBP-1)	
			
NiMH 7.2V 1600mAh Battery (P/N: KNB-20N)		Alkaline AA Battery Case (P/N: KBP-1)	

<b>Applicant:</b>	<b>Kenwood USA Corporation</b>	<b>FCC ID:</b>	<b>ALH30923110</b>	<b>Frequency Range:</b>	<b>450 - 470 MHz</b>	
<b>Model(s):</b>	<b>TK-3102G-1</b>	<b>Device Description:</b>	<b>Portable FM UHF Push-To-Talk Radio Transceiver</b>			
2008 Celltech Labs Inc.		This document is not to be reproduced in whole or in part without the prior written permission of Celltech Labs Inc.				Page 73 of 76



	<u>Date(s) of Evaluation</u> June 06, 09-10, 2008	<u>Test Report Serial No.</u> 060608ALH-T910-S90U	<u>Test Report Revision No.</u> Rev. 1.1 (2nd Release)	 Test Lab Certificate No. 2470.01
	<u>Test Report Issue Date</u> August 29, 2008	<u>Description of Test(s)</u> Specific Absorption Rate	<u>RF Exposure Category</u> Occupational (Controlled)	

## DUT PHOTOGRAPHS




Alkaline AA Battery Case (P/N: KBP-1)





Alkaline AA Battery Case (P/N: KBP-1) with Duracell Procell Batteries




DUT with Speaker-Microphone Audio Accessory (P/N: KMC-8A)

<b>Applicant:</b>	<b>Kenwood USA Corporation</b>	<b>FCC ID:</b>	<b>ALH30923110</b>	<b>Frequency Range:</b>	<b>450 - 470 MHz</b>	
<b>Model(s):</b>	<b>TK-3102G-1</b>	<b>Device Description:</b>	<b>Portable FM UHF Push-To-Talk Radio Transceiver</b>			
2008 Celltech Labs Inc.		This document is not to be reproduced in whole or in part without the prior written permission of Celltech Labs Inc.				Page 74 of 76

	<u>Date(s) of Evaluation</u> June 06, 09-10, 2008	<u>Test Report Serial No.</u> 060608ALH-T910-S90U	<u>Test Report Revision No.</u> Rev. 1.1 (2nd Release)	 Test Lab Certificate No. 2470.01
	<u>Test Report Issue Date</u> August 29, 2008	<u>Description of Test(s)</u> Specific Absorption Rate	<u>RF Exposure Category</u> Occupational (Controlled)	

## APPENDIX E - SYSTEM VALIDATION

<b>Applicant:</b>	<b>Kenwood USA Corporation</b>	<b>FCC ID:</b>	<b>ALH30923110</b>	<b>Frequency Range:</b>	<b>450 - 470 MHz</b>	<b>KENWOOD</b>
<b>Model(s):</b>	<b>TK-3102G-1</b>	<b>Device Description:</b>	<b>Portable FM UHF Push-To-Talk Radio Transceiver</b>			
2008 Celltech Labs Inc.		This document is not to be reproduced in whole or in part without the prior written permission of Celltech Labs Inc.				Page 75 of 76

	Date of Evaluation:	May 01, 2008	Document Serial No.:	SV450B-050108-R1.1
	Evaluation Type:	System Validation	Validation Dipole:	450 MHz
			Fluid Type:	Brain

## 450 MHz SYSTEM VALIDATION

Type:

**450 MHz Validation Dipole**

Asset Number:

**00024**

Serial Number:

**136**

Place of Validation:

**Celltech Labs Inc.**

Date of Validation:

**May 01, 2008**

Celltech Labs Inc. certifies that the 450 MHz System Validation was performed on the date indicated above.

Validated by:

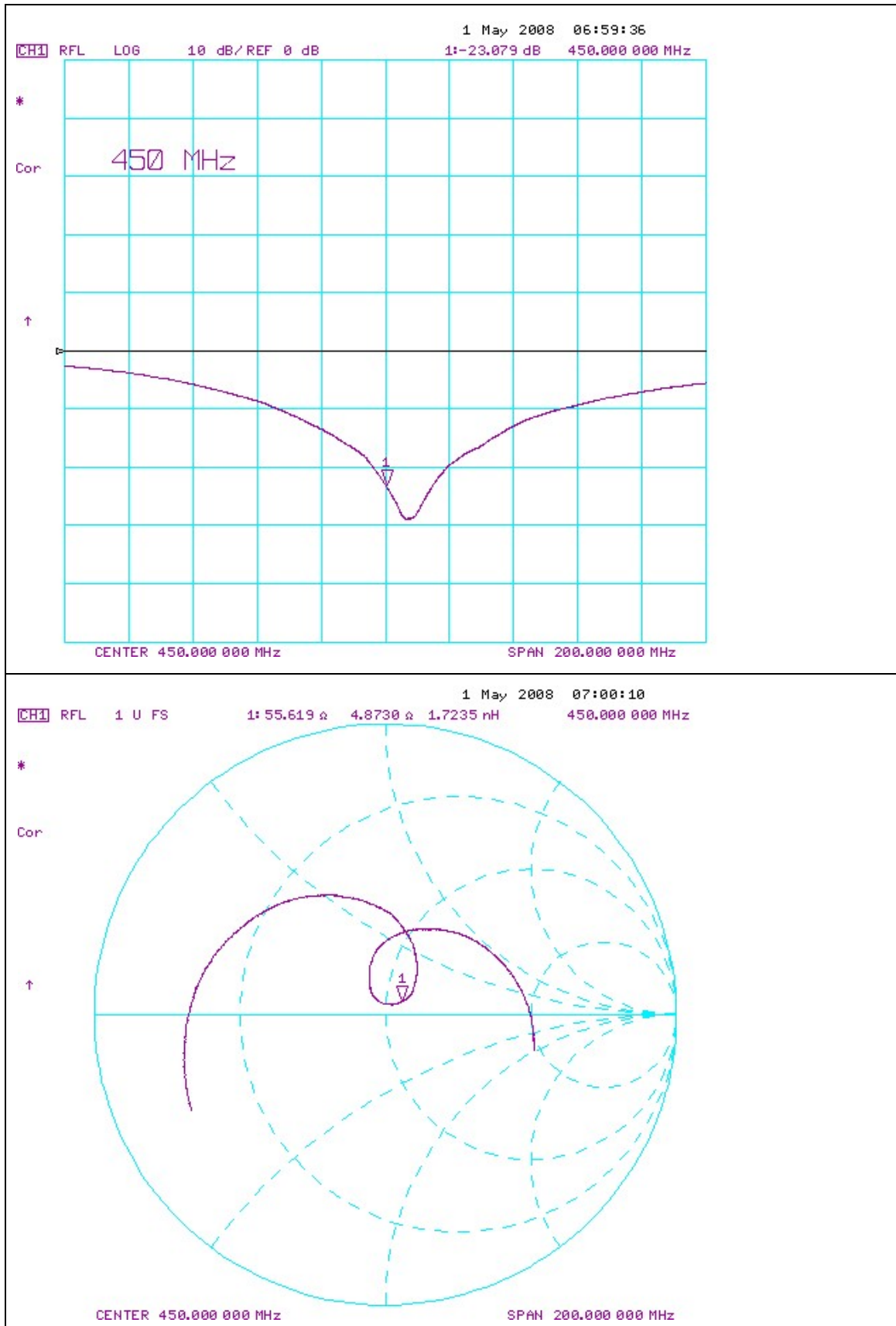
**Sean Johnston**


Signature:





## 2. Validation Dipole VSWR Data



	Date of Evaluation:	May 01, 2008	Document Serial No.:	SV450B-050108-R1.1
	Evaluation Type:	System Validation	Validation Dipole:	450 MHz
			Fluid Type:	Brain

### 3. Validation Dipole Dimensions

Frequency (MHz)	L (mm)	h (mm)	d (mm)
300	396.0	250.0	6.0
<b>450</b>	<b>270.0</b>	<b>167.0</b>	<b>6.0</b>
835	161.0	89.8	3.6
900	149.0	83.3	3.6
1450	89.1	51.7	3.6
1800	72.0	41.7	3.6
1900	68.0	39.5	3.6
2000	64.5	37.5	3.6
2450	51.5	30.4	3.6
3000	41.5	25.0	3.6

### 4. Validation Phantom

The validation phantom (planar) was constructed using relatively low-loss tangent Plexiglas material.

The inner dimensions of the validation phantom are as follows:

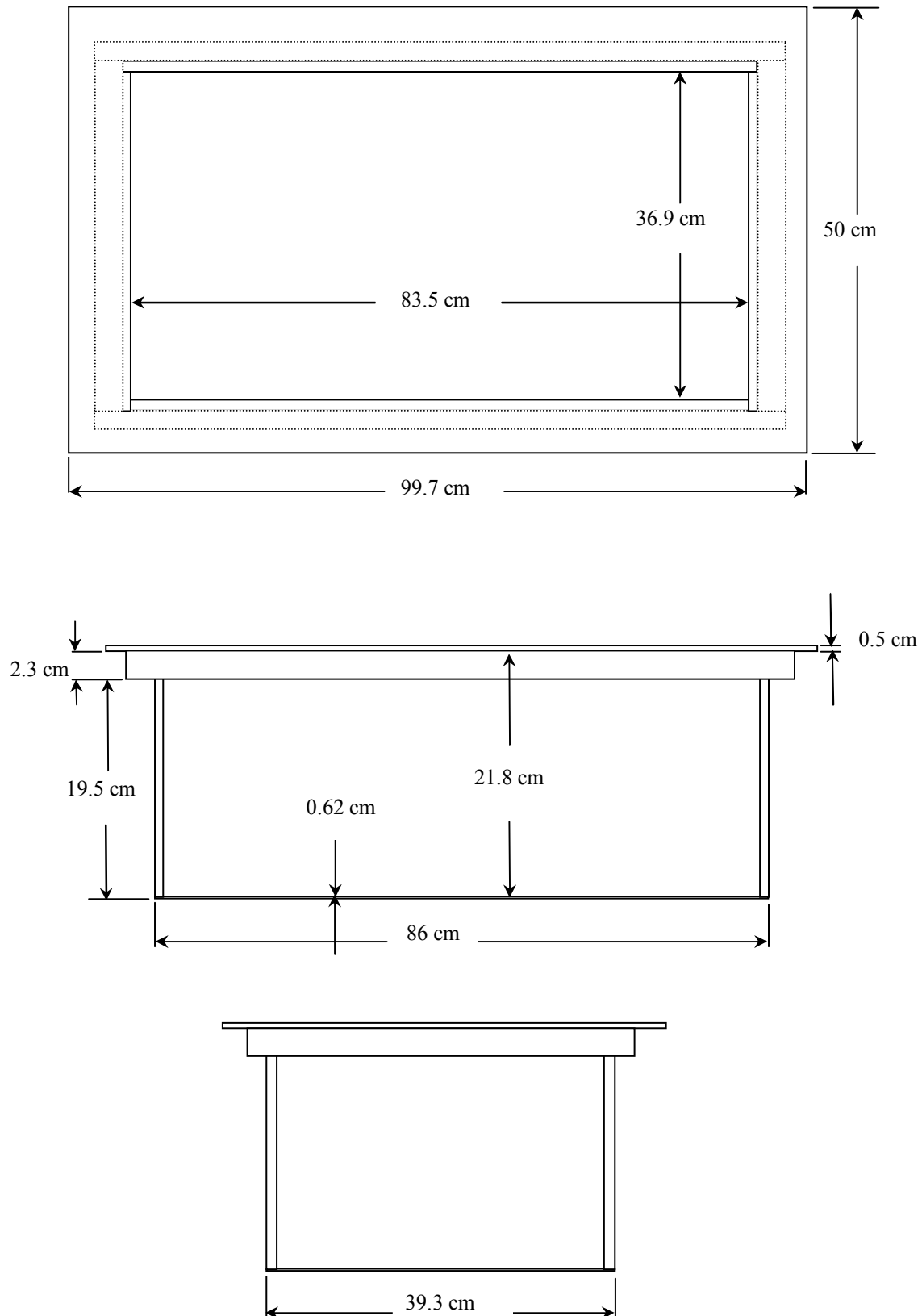
Length: 83.5 cm  
Width: 36.9 cm  
Height: 21.8 cm

The bottom section of the validation phantom is constructed of  $6.2 \pm 0.1$ mm Plexiglas.

### 5. Test Equipment List

TEST EQUIPMENT	ASSET NO.	SERIAL NO.	DATE OF CAL.	CAL. DUE DATE
SPEAG DASY4 Measurement Server	00158	1078	N/A	N/A
SPEAG Robot	00046	599396-01	N/A	N/A
SPEAG DAE4	00019	353	22Apr08	22Apr09
SPEAG ET3DV6 E-Field Probe	00016	1387	22Apr08	22Apr09
450 MHz Validation Dipole	00024	136	01May08	01May09
Plexiglas Validation Planar Phantom	00157	137	N/A	N/A
HP 85070C Dielectric Probe Kit	00033	US39240170	N/A	N/A
Gigatronics 8652A Power Meter	00007	1835272	23Apr08	23Apr09
Gigatronics 80701A Power Sensor	00014	1833699	23Apr08	23Apr09
HP 8753ET Network Analyzer	00134	US39170292	28Apr08	28Apr09
HP 8648D Signal Generator	00005	3847A00611	NCR	NCR
Amplifier Research 5S1G4 Power Amplifier	00106	26235	NCR	NCR

## 6. Dimensions of Plexiglas Planar Phantom





## 7. 450 MHz System Validation Setup



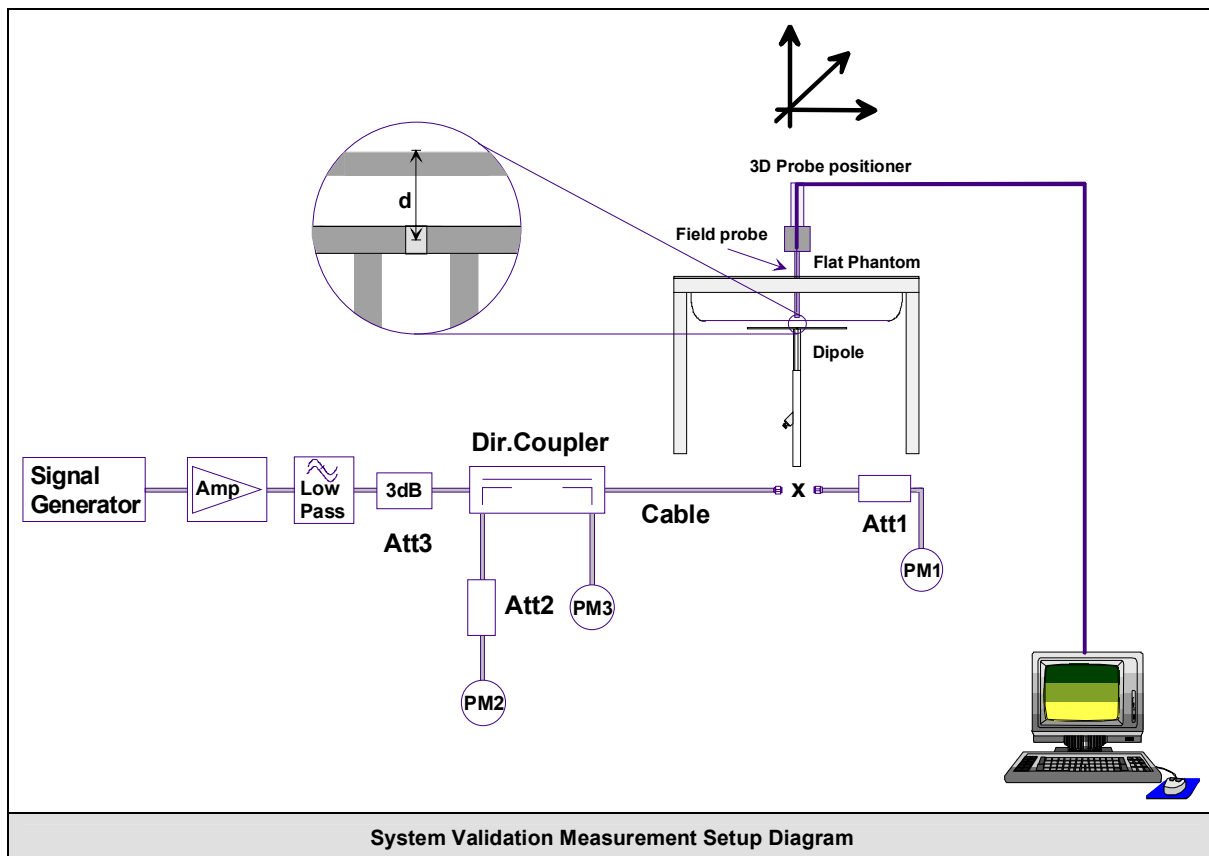
## 8. 450 MHz Validation Dipole Setup




## 9. SAR Measurement

Measurements were made using a dosimetric E-field probe ET3DV6 (S/N: 1387, Conversion Factor 7.32). The SAR measurement was performed with the E-field probe in mechanical detection mode only. The setup and determination of the forward power into the dipole was performed using the procedures described below.

First the power meter PM1 (including attenuator Att1) is connected to the cable to measure the forward power at the location of the dipole connector (X). The signal generator is adjusted for the desired forward power at the dipole connector (taking into account the attenuation of Att1) as read by power meter PM2. After connecting the cable to the dipole, the signal generator is readjusted for the same reading at power meter PM2. If the signal generator does not allow adjustment in 0.01dB steps, the remaining difference at PM2 must be taken into consideration. PM3 records the reflected power from the dipole to ensure that the value is not changed from the previous value. The reflected power should be 20dB below the forward power.



	Date of Evaluation:		May 01, 2008		Document Serial No.:		SV450B-050108-R1.1	
	Evaluation Type:		System Validation		Validation Dipole:		450 MHz	Fluid Type: Brain

## 10. Measurement Conditions

The validation phantom was filled with 450 MHz Brain tissue simulant.

Relative Permittivity: 43.6 (+0.3% deviation from target)  
Conductivity: 0.86 mho/m (-1.0% deviation from target)  
Fluid Temperature: 21.5°C (Start of Test) / 21.5°C (End of Test)  
Fluid Depth:  $\geq 15.0$  cm

Environmental Conditions:

Ambient Temperature: 22.5°C  
Barometric Pressure: 101.1 kPa  
Humidity: 35%

The 450 MHz Brain tissue simulant consisted of the following ingredients:


Ingredient	Percentage by weight	
Water	38.56%	
Sugar	56.32%	
Salt	3.95%	
HEC	0.98%	
Dowicil 75	0.19%	
IEEE/IEC Target Dielectric Parameters (450 MHz):	$\epsilon_r = 43.5$ (+/- 5%)	$\sigma = 0.87$ S/m (+/- 5%)

## 11. System Validation SAR Results

SAR @ 0.25W Input averaged over 1g (W/kg)				SAR @ 1W Input averaged over 1g (W/kg)			
IEEE/IEC Target		Measured	Deviation	IEEE/IEC Target		Measured	Deviation
1.23	+/- 10%	1.19	-3.2%	4.9	+/- 10%	4.76	-2.8%
SAR @ 0.25W Input averaged over 10g (W/kg)				SAR @ 1W Input averaged over 10g (W/kg)			
IEEE/IEC Target		Measured	Deviation	IEEE/IEC Target		Measured	Deviation
0.825	+/- 10%	0.776	-6.0%	3.3	+/- 10%	3.10	-6.0%

Frequency (MHz)	1 g SAR	10 g SAR	Local SAR at surface (above feed-point)	Local SAR at surface (y – 2 cm offset from feed-point) <sup>a</sup>
300	3.0	2.0	4.4	2.1
450	4.9	3.3	7.2	3.2
835	9.5	6.2	4.1	4.9
900	10.8	6.9	16.4	5.4
1450	29.0	16.0	50.2	6.5
1800	38.1	19.8	69.5	6.8
1900	39.7	20.5	72.1	6.6
2000	41.1	21.1	74.6	6.5
2450	52.4	24.0	104.2	7.7
3000	63.8	25.7	140.2	9.5

Numerical reference SAR values for reference dipole and flat phantom normalized to 1 W (IEEE 1528-2003; IEC 62209-1:2005)				
---	--	--	--	--

	Date of Evaluation:		May 01, 2008	Document Serial No.:		SV450B-050108-R1.1	
	Evaluation Type:	System Validation		Validation Dipole:	450 MHz	Fluid Type:	Brain

Date Tested: 05/01/2008

## System Validation - 450 MHz Dipole - HSL

**DUT: Dipole 450 MHz; Asset: 00024; Serial: 136; Validation: 05/01/2008**

Ambient Temp: 22.5°C; Fluid Temp: 21.5°C; Barometric Pressure: 101.1 kPa; Humidity: 35%

Communication System: CW

Forward Conducted Power: 250 mW

Frequency: 450 MHz; Duty Cycle: 1:1

Medium: HSL450 Medium parameters used:  $f = 450 \text{ MHz}$ ;  $\sigma = 0.86 \text{ mho/m}$ ;  $\epsilon_r = 43.6$ ;  $\rho = 1000 \text{ kg/m}^3$

- Probe: ET3DV6 - SN1387; ConvF(7.32, 7.32, 7.32); Calibrated: 22/04/2008
- Sensor-Surface: 4mm (Mechanical Surface Detection)
- Electronics: DAE4 Sn353; Calibrated: 22/04/2008
- Phantom: Validation Planar; Type: Plexiglas; Serial: TE#137
- Measurement SW: DASY4, V4.7 Build 44; Postprocessing SW: SEMCAD, V1.8 Build 171

### 450 MHz Dipole - System Validation/Area Scan (6x11x1):

Measurement grid:  $dx=15\text{mm}$ ,  $dy=15\text{mm}$

Maximum value of SAR (measured) = 1.21 mW/g

### 450 MHz Dipole - System Validation/Zoom Scan (5x5x7)/Cube 0:

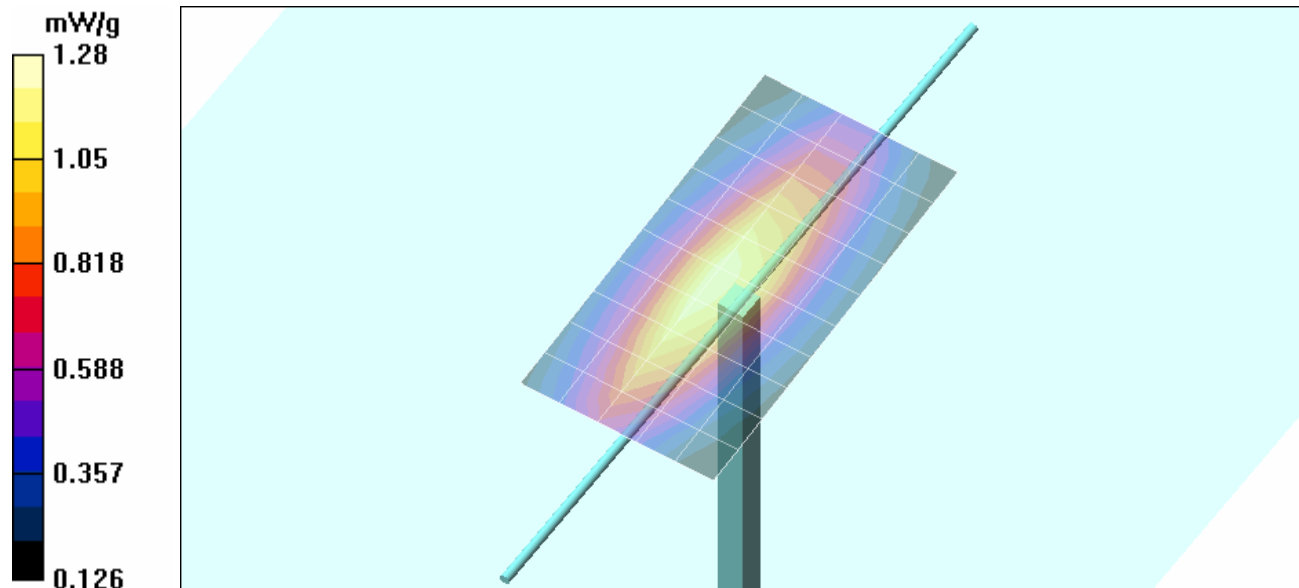
Measurement grid:  $dx=7.5\text{mm}$ ,  $dy=7.5\text{mm}$ ,  $dz=5\text{mm}$

Reference Value = 38.9 V/m; Power Drift = 0.008 dB

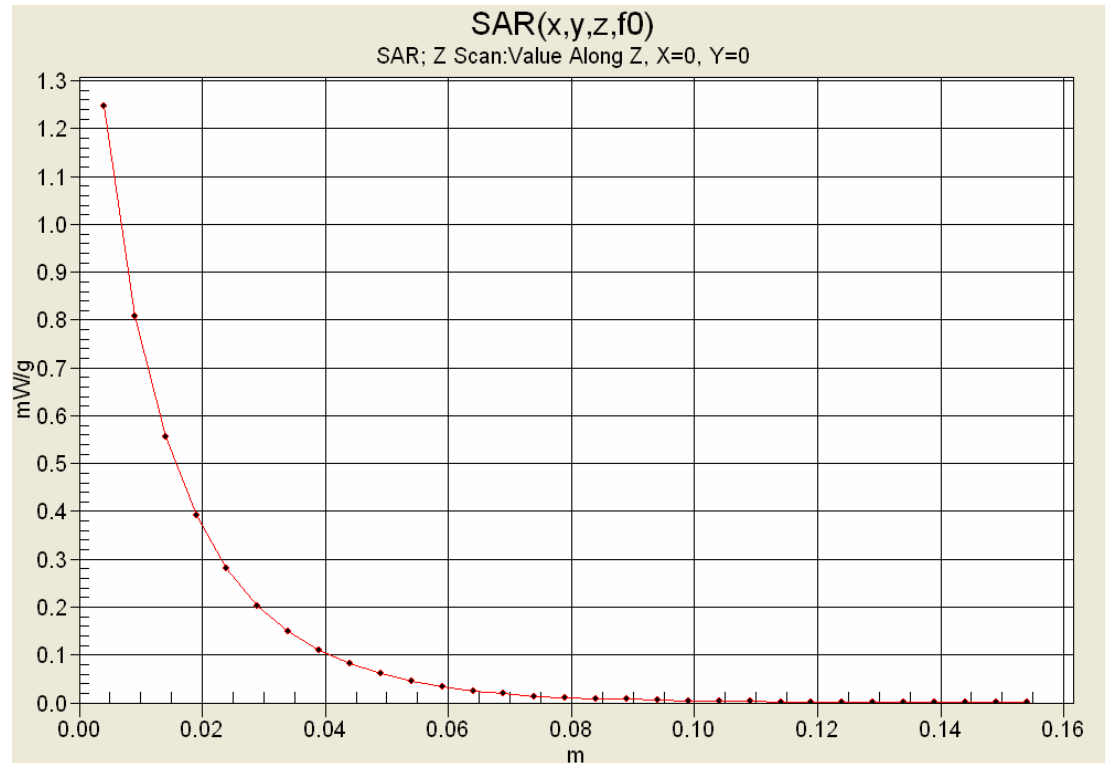
Peak SAR (extrapolated) = 1.90 W/kg

**SAR(1 g) = 1.19 mW/g; SAR(10 g) = 0.776 mW/g**

Maximum value of SAR (measured) = 1.28 mW/g



## Z-Axis Scan



## 12. Measured Fluid Dielectric Parameters

### System Validation - 450 MHz (Brain)

\*\*\*\*\*

Celltech Labs Inc.

Test Result for UIM Dielectric Parameter

Thu 01/May/2008

Frequency (GHz)

IEEE\_eH IEEE 1528-2003 Limits for Head Epsilon

IEEE\_sH IEEE 1528-2003 Limits for Head Sigma


Test\_e Epsilon of UIM

Test\_s Sigma of UIM

\*\*\*\*\*

Freq	IEEE_eH	IEEE_sH	Test_e	Test_s
0.3500	44.70	0.87	45.98	0.79
0.3600	44.58	0.87	46.26	0.79
0.3700	44.46	0.87	45.44	0.79
0.3800	44.34	0.87	45.32	0.80
0.3900	44.22	0.87	45.29	0.82
0.4000	44.10	0.87	44.75	0.83
0.4100	43.98	0.87	44.32	0.83
0.4200	43.86	0.87	44.49	0.85
0.4300	43.74	0.87	43.85	0.86
0.4400	43.62	0.87	44.09	0.85
0.4500	43.50	0.87	43.63	0.86
0.4600	43.45	0.87	42.89	0.87
0.4700	43.40	0.87	43.20	0.89
0.4800	43.34	0.87	43.31	0.90
0.4900	43.29	0.87	42.86	0.91
0.5000	43.24	0.87	42.42	0.91
0.5100	43.19	0.87	42.44	0.92
0.5200	43.14	0.88	42.03	0.92
0.5300	43.08	0.88	41.88	0.92
0.5400	43.03	0.88	41.95	0.94
0.5500	42.98	0.88	41.64	0.93



	Date of Evaluation:	May 01, 2008	Document Serial No.:	SV450B-050108-R1.1
	Evaluation Type:	System Validation	Validation Dipole:	450 MHz
			Fluid Type:	Brain

### 13. Measurement Uncertainties

UNCERTAINTY BUDGET FOR SYSTEM VALIDATION						
Error Description	Uncertainty Value ±%	Probability Distribution	Divisor	ci 1g	Uncertainty Value ±% (1g)	V <sub>i</sub> or V <sub>eff</sub>
<b>Measurement System</b>						
Probe calibration (450 MHz)	6.65	Normal	1	1	6.65	∞
Axial isotropy of the probe	4.7	Rectangular	1.732050808	1	2.7	∞
Spherical isotropy of the probe	0	Rectangular	1.732050808	1	0.0	∞
Spatial resolution	0	Rectangular	1.732050808	1	0.0	∞
Boundary effects	0.9	Rectangular	1.732050808	1	0.5	∞
Probe linearity	4.7	Rectangular	1.732050808	1	2.7	∞
Detection limit	1	Rectangular	1.732050808	1	0.6	∞
Readout electronics	0.3	Normal	1	1	0.3	∞
Response time	0	Rectangular	1.732050808	1	0.0	∞
Integration time	0	Rectangular	1.732050808	1	0.0	∞
RF ambient conditions	3	Rectangular	1.732050808	1	1.7	∞
Mech. constraints of robot	0.4	Rectangular	1.732050808	1	0.2	∞
Probe positioning	2.9	Rectangular	1.732050808	1	1.7	∞
Extrapolation & integration	1	Rectangular	1.732050808	1	0.6	∞
<b>Dipole</b>						
Dipole Positioning	2	Normal	1.732050808	1	1.2	∞
Power & Power Drift	4.7	Normal	1.732050808	1	2.7	∞
<b>Phantom and Setup</b>						
Phantom uncertainty	4	Rectangular	1.732050808	1	2.3	∞
Liquid conductivity (target)	5	Rectangular	1.732050808	0.64	1.8	∞
Liquid conductivity (measured)	1	Normal	1	0.64	0.6	∞
Liquid permittivity (target)	5	Rectangular	1.732050808	0.6	1.7	∞
Liquid permittivity (measured)	0.3	Normal	1	0.6	0.2	∞
<b>Combined Standard Uncertainty</b>					<b>9.31</b>	
<b>Expanded Uncertainty (k=2)</b>					<b>18.62</b>	
Measurement Uncertainty Table in accordance with IEEE Standard 1528-2003 and IEC Standard 62209-1:2005						