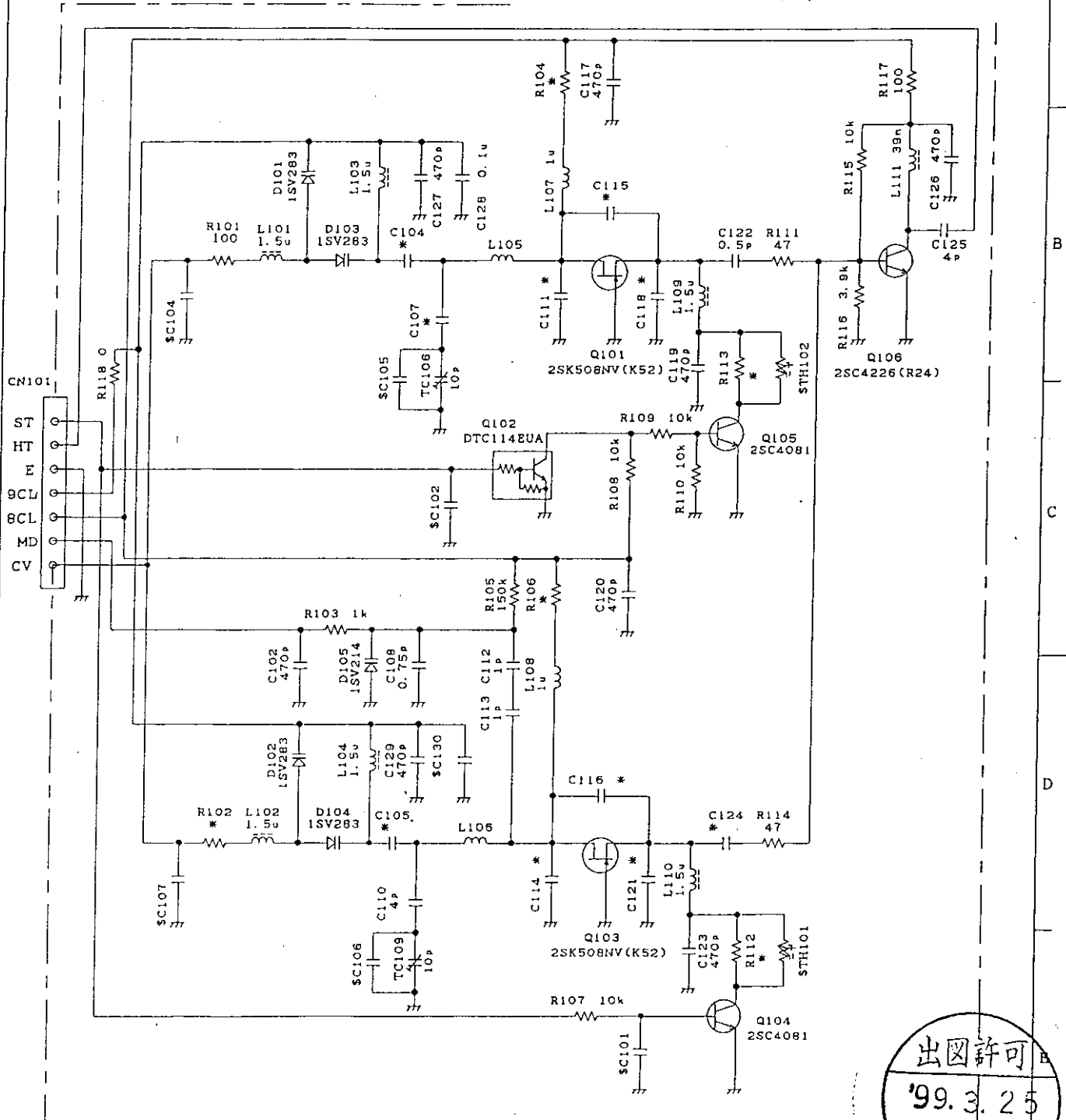


USE FOR	SYMBOL	REVISION NO	CODE	ISSUED	DATE
X58-455*-**	△ X 9	31707		K. ODA	1999-02-17
	△ X 3	32046		T. HORIUCHI	1999-03-19
	△ X				19 - -
	△ X				
	△ X				

FCC ID: ALH24593210  
SCHEMATICS (3)



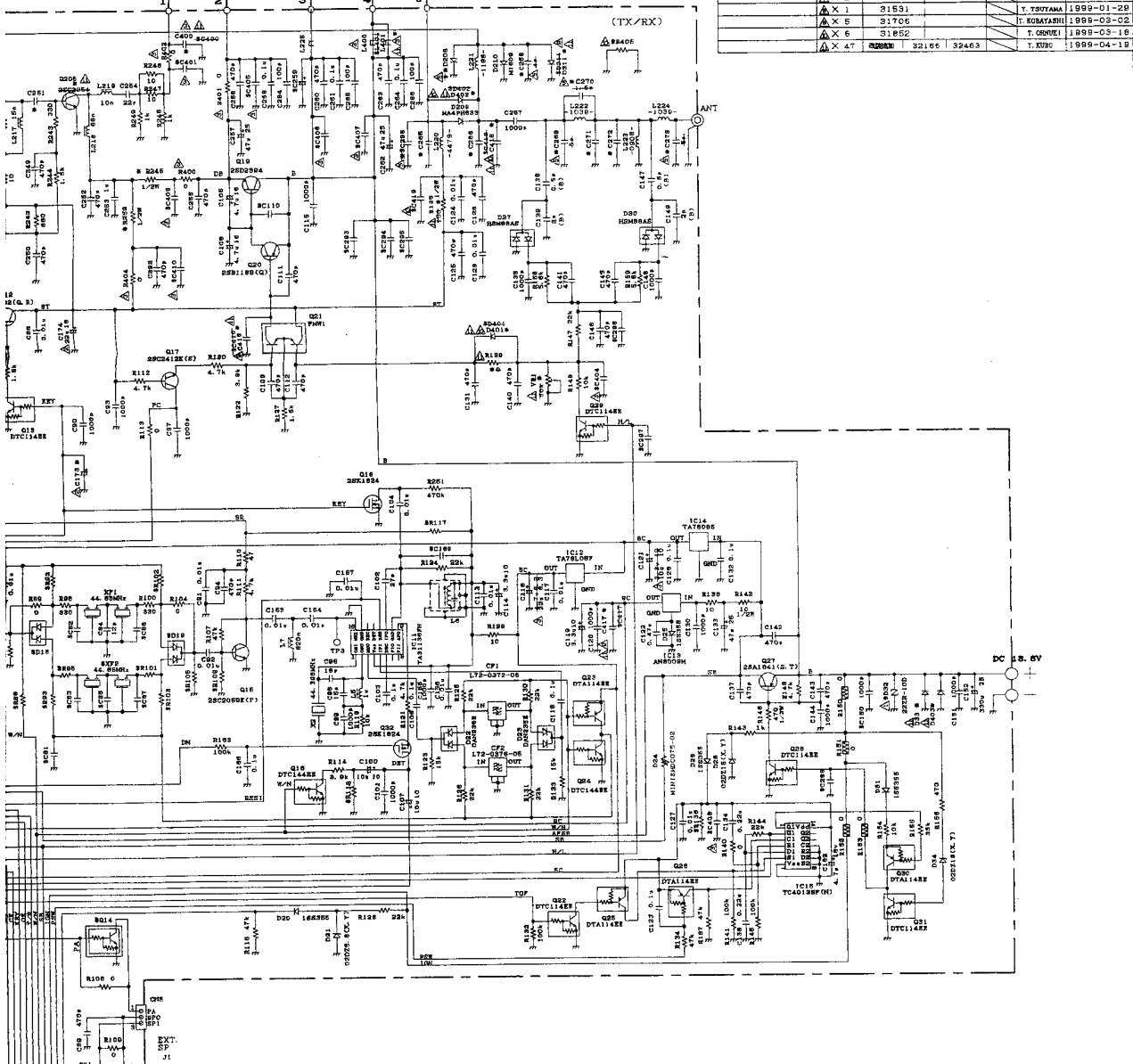
出図許可  
'99.3.25  
通設計管理

	R102	R104	R106	R112	R113	C104	C105	C107	C111	C114	C115	C116	C118	C121	C124
0-10	0	100	100	150	180	8p	5p	5p	3p	3p	4p	5p	9p	8p	0.5p
0-11	100	150	150	150	150	8p	5p	4p	4p	2.5p	2p	4p	2p	8p	0.75p
0-12	100	100	10	180	180	13p	13p	10p	5p	4p	10p	10p	7p	5p	0.75p

DESIGNED	DRAWN	CHECKED	APPROVED	PARTS NAME	TK-880II
26/JAN/1996	23/MAR/1999	24/MAR/1999	24/MAR/1999	ユニット配線図	
A. NAKAMURA	T. KOBAYASHI	N. OGASAWARA	K. MOROHASHI	SCHEMATIC DIAGRAM	
				PARTS NUMBER	

POWER MODULE

USE FOR	SYMBOL	REVISION NO	CODE	ISSUED	DATE
X57-8730-10	△ X 7	29876		T. KONIUCHI	1998-10-12
X57-8730-11	△ X 15	30411		T. KONAYASHI	1998-11-09
X57-8730-12	△ X 2E	30511		T. KONIUCHI	1998-11-17
X57-8730-13	△ X 1	30759		T. KONAYASHI	1998-11-30
	△ X 2	31048		T. KONAYASHI	1998-12-24
	△ X 15	31336		T. KONIUCHI	1999-01-18
	△ X 2	31421		T. KONAYASHI	1999-01-22
	△ X 1	31531		T. TOYAMA	1999-01-29
	△ X 6	31705		T. KONAYASHI	1998-03-02
	△ X 6	31852		T. KONIUCHI	1998-03-18
	△ X 47	32165	32463	T. KONIUCHI	1999-04-19



X57-873	R62	R67	R76	R81	R82	R124	R246	R255	C5	C18E	C189	C201	C209	C214	C217	C219	C220	C245	C281	C28F	C28K	C28L	C28S	
0-18	100	57	0	150	27	-	57	7	7	10/5	15	3	3	15	1000	7	7	10	104	7	-	4	5	
0-10	220	100	22	220	220	47	22	-	2	8	4	5	5	14/5	10	4	7	7	1000	7	7	-	2	4
0-18	220	100	18	270	270	100	-	27	2	5	5	5	5	14/5	10	4	7	7	1000	7	7	-	2	4

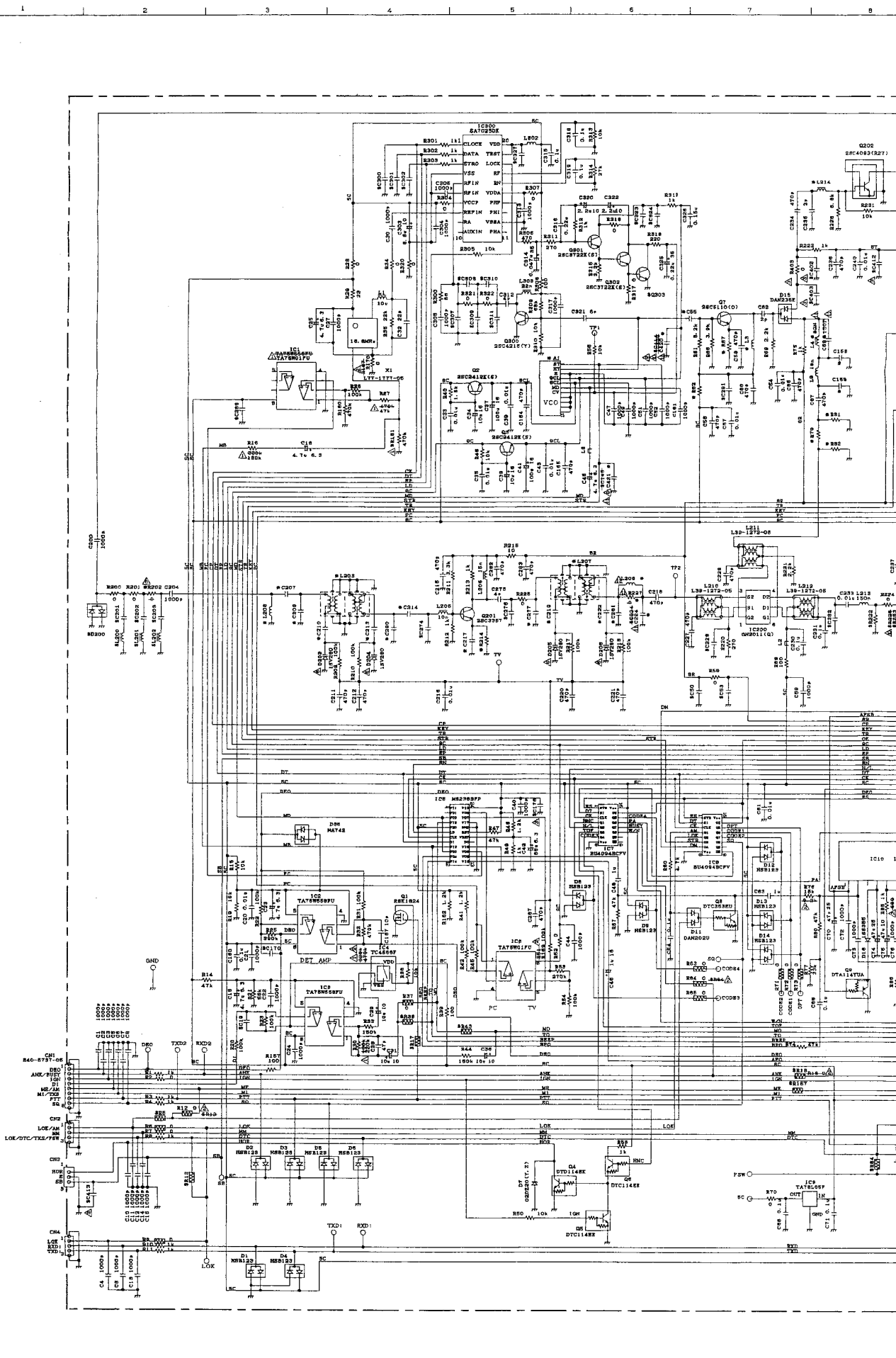
C270	C271	C272	C273	C277	C280	C281	C290	C298	C414	L3	L203	L207	L208	L014	LD03	LD04	LD05	LD06	LD08	A1	IC400	CR12	CR22
1.5	1	1	1	5	1000	5	3	470	100	1180	1180	22	15	15	15	15	15	15	15	15	15	15	15
1.5	-	4	4	1000	4	4	470	100	1180	1180	22	15	15	15	15	15	15	15	15	15	15	15	15
-	-	3	3	1000	3	3	470	100	1180	1180	22	15	15	15	15	15	15	15	15	15	15	15	15

C29	C24	C400	C416	C417	C418	C420	C421	D33	D211	D401	D402	D403	L4	L208	L401	Q205	R125	R130	R227	V21
150	-	-	-	-	-	-	-	DOHMA	-	-	-	-	22	-	-	2SC2984	150	0	0	50
150	-	-	-	-	-	-	-	DOHMA	-	-	-	-	22	-	-	2SC2984	150	0	0	50
180	-	-	-	-	-	-	-	DOHMA	-	-	-	-	22	-	-	2SC2984	150	0	0	50
6	7	3	3	1000	1000	1	1000	1000	-	NI809	MA2027	MA4768	2A3AL	2.2	6.8	0-18-25C2157	120	-	-	20A

TK-880H

DESIGNED	DRAWN	CHECKED	APPROVED	PARTS NAME
	18/MAR/1999	18/MAR/1999	18/MAR/1999	フット回路図
T. OHTUKI	N. OGASAWARA	I. MOROHASHI		SCHMATIC DIAGRAM
				PARTS NUMBER
				Z92-0685-01 1/1 11







TX-RX UNIT  
CONTROL SECTION  
X57-573\*-\*\*\*(B/2)

