


# ENGINEERING TEST REPORT



## UHF Transceivers Model No.: IC-F4011

Tested For  
**ICOM Incorporated**  
1-1-32, Kamiminami, Hirano-ku  
Osaka,  
Japan, 547-0003

In accordance with  
**SAR (Specific Absorption Rate) Requirements using guidelines established in  
IEEE C95.1-1992, FCC OET Bulletin 65 (Supplement C) and Industry Canada RSS-102 (Issue 2)**

**UltraTech's File No.: ICOM-204-SAR**

This Test report is Issued under the Authority of  
Tri M. Luu, Professional Engineer,  
Vice President of Engineering  
UltraTech Group of Labs



Date: June 1, 2009

Report Prepared by:  
Steven Lu  
Issued Date:  
June 5, 2009

Tested by:  
Steven Lu  
Test Dates:  
May 13~15, 2009

*The results in this Test Report apply only to the sample(s) tested, which has been randomly selected.*

## UltraTech Group of Labs

3000 Bristol Circle, Oakville, Ontario, Canada, L6H 6G4  
Tel.: (905) 829-1570 Fax.: (905) 829-8050

Website: [www.ultratech-labs.com](http://www.ultratech-labs.com) , Email: [vic@ultratech-labs.com](mailto:vic@ultratech-labs.com) , Email: [tri@ultratech-labs.com](mailto:tri@ultratech-labs.com)



0685



91038



1309



46390-2049



200093-0



SL2-IN-E-1119R



Korea KCC-RRL

CA2049

# TABLE OF CONTENTS

<b>EXHIBIT 1. INTRODUCTION .....</b>	<b>1</b>
1.1. SCOPE.....	1
1.2. REFERENCES .....	1
<b>EXHIBIT 2. PERFORMANCE ASSESSMENT.....</b>	<b>2</b>
2.1. CLIENT AND MANUFACTURER INFORMATION .....	2
2.2. DEVICE UNDER TEST (D.U.T.) DESCRIPTION .....	2
2.2.1. <i>Photograph of D.U.T.</i> .....	3
2.3. LIST OF D.U.T.'S ACCESSORIES: .....	4
2.3.1. <i>Belt-clip (M/N: MB-115), Li-ion Chargeable Battery (M/N: BP-232N)</i> .....	4
2.3.2. <i>BP-240 Alkaline Battery Case for 6*AAA</i> .....	5
2.3.3. <i>FA-SC61UC Cut Antenna</i> .....	6
2.3.4. <i>Heavy Duty Earphone Mic (M/N: HM-153L)</i> .....	7
2.3.5. <i>Speaker-microphone (M/N: HM-158L)</i> .....	7
2.3.6. <i>Speaker-microphone (M/N: HM-159L)</i> .....	8
2.4. SPECIAL CHANGES ON THE D.U.T.'S HARDWARE/SOFTWARE FOR TESTING PURPOSES.....	9
2.5. ANCILLARY EQUIPMENT .....	9
2.6. SPECIFIC OPERATING CONDITIONS .....	9
2.7. SPECIFIC TEST PLAN.....	9
<b>EXHIBIT 3. SUMMARY OF TEST RESULTS .....</b>	<b>10</b>
3.1. LOCATION OF TESTS .....	10
3.2. APPLICABILITY & SUMMARY OF SAR RESULTS .....	10
3.2.1. <i>Head Configuration Results</i> .....	11
3.2.2. <i>Body Configuration Results</i> .....	12
<b>EXHIBIT 4. SAR SYSTEM CONFIGURATION .....</b>	<b>13</b>
4.1. DASY5 SYSTEM OVERVIEW.....	13
4.1.1. <i>DASY5 System Specification</i> .....	13
4.1.2. <i>DASY5 SAR SYSTEM block diagram</i> .....	16
4.2. SAR TEST PHANTOMS .....	17
4.2.1. <i>SAM Twin Phantom</i> .....	17
4.2.2. <i>ELI 4.0 Phantom</i> .....	17
<b>EXHIBIT 5. SAR DATA ACQUISITION METHODOLOGY .....</b>	<b>18</b>
5.1. SAR MEASUREMENT PROCEDURE.....	18
5.1.1. <i>Interpolation, Extrapolation and Detection of Maxima</i> .....	20
5.1.2. <i>Averaging and Determination of Spatial Peak SAR</i> .....	21
5.1.3. <i>Evaluation Errors</i> .....	21
<b>EXHIBIT 6. MEASUREMENTS, EXAMINATIONS &amp; TEST DATA .....</b>	<b>23</b>
6.1. TEST CONFIGURATIONS .....	23
6.2. GENERAL TEST SETUP .....	24
6.2.1. <i>Equipment Configuration</i> .....	24
6.2.2. <i>Exercising Equipment</i> .....	24
6.3. PHOTOGRAPHS OF D.U.T. POSITION.....	25
6.3.1. <i>Head Configuration</i> .....	25

## ULTRATECH GROUP OF LABS

3000 Bristol Circle, Oakville, Ontario, Canada L6H 6G4

Tel. #: 905-829-1570, Fax. #: 905-829-8050, Email: [vic@ultratech-labs.com](mailto:vic@ultratech-labs.com), Website: <http://www.ultratech-labs.com>

- Assessed by ITI (UK) Competent Body, NVLAP (USA) Accreditation Body & ACA/AUSTEL (Australia), VCCI (Japan)
- Accredited by Industry Canada (Canada) under ACC-LAB (Europe/Canada MRA and APEC/Canada MRA)
- Recognized/Listed by FCC (USA)
- All test results contained in this engineering test report are traceable to National Institute of Standards and Technology (NIST)

File #: ICOM-204-SAR

June 5, 2009

6.3.2.	Body Configuration.....	29
6.4.	SAR MEASUREMENT DATA .....	34
6.4.1.	Head Configuration Result.....	34
6.4.2.	Body Configuration Pre-scan Results.....	71
6.4.3.	Body Configuration Result.....	72
<b>EXHIBIT 7.</b>	<b>SAR MEASUREMENT SYSTEM VERIFICATION .....</b>	<b>115</b>
7.1.	STANDARD SOURCE.....	115
7.2.	STANDARD SOURCE INPUT POWER MEASUREMENT .....	116
7.3.	SYSTEM VALIDATION PROCEDURE .....	116
7.4.	IEEE 1528 RECOMMENDED REFERENCE SAR VALUE .....	117
7.5.	VERIFICATION RESULT .....	117
7.5.1.	Reference SAR values at 450 MHz*.....	117
7.5.2.	Verification at 450 MHz .....	118
<b>EXHIBIT 8.</b>	<b>D.U.T. POWER MEASUREMENT .....</b>	<b>121</b>
8.1.1.	RF conducted output power measurement.....	122
8.1.2.	SAR drift measurement .....	122
<b>EXHIBIT 9.</b>	<b>TISSUE DIELECTRIC PARAMETER CALIBRATION.....</b>	<b>123</b>
9.1.	SIMULATED TISSUE .....	123
9.2.	MEASUREMENT OF ELECTRICAL CHARACTERISTICS OF SIMULATED TISSUE .....	124
9.2.1.	Equipment set-up .....	124
9.2.2.	Measurement procedure .....	125
9.3.	SIMULATED TISSUE MEASUREMENT RESULTS .....	126
9.3.1.	450 MHz Brain Tissue .....	126
9.3.2.	450 MHz Muscle Tissue.....	126
<b>EXHIBIT 10.</b>	<b>SAR MEASUREMENT UNCERTAINTY .....</b>	<b>127</b>
10.1.	MEASUREMENT UNCERTAINTY EVALUATION FOR SAR TEST .....	127
<b>EXHIBIT 11.</b>	<b>ADDITIONAL TEST INSTRUMENTS LIST .....</b>	<b>128</b>
<b>EXHIBIT 12.</b>	<b>PROBE CALIBRATION CERTIFICATE.....</b>	<b>128</b>
<b>EXHIBIT 13.</b>	<b>VALIDATION DIPOLE CALIBRATION CERTIFICATE .....</b>	<b>128</b>

**ULTRATECH GROUP OF LABS**

3000 Bristol Circle, Oakville, Ontario, Canada L6H 6G4

Tel. #: 905-829-1570, Fax. #: 905-829-8050, Email: [vic@ultratech-labs.com](mailto:vic@ultratech-labs.com), Website: <http://www.ultratech-labs.com>

- Assessed by ITI (UK) Competent Body, NVLAP (USA) Accreditation Body & ACA/AUSTEL (Australia), VCCI (Japan)
- Accredited by Industry Canada (Canada) under ACC-LAB (Europe/Canada MRA and APEC/Canada MRA)
- Recognized/Listed by FCC (USA)
- All test results contained in this engineering test report are traceable to National Institute of Standards and Technology (NIST)

File #: ICOM-204-SAR

June 5, 2009

## EXHIBIT 1. INTRODUCTION

### 1.1. SCOPE

<b>Reference:</b>	SAR (Specific Absorption Rate) Requirements IEEE C95.1-1992, FCC OET Bulletin 65 (Supplement C Edition 01-01) Industry Canada RSS-102 (Issue 2).
<b>Title</b>	Safety Levels with respect to human exposure to Radio Frequency Electromagnetic Fields Guideline for Evaluating the Environmental Effects of Radio Frequency Radiation
<b>Purpose of Test:</b>	To verify compliance with Federal regulated SAR requirements in Canada and the US.
<b>Method of Measurements:</b>	IEEE C95.1-1992, FCC OET Bulletin 65 (Supplement C Edition 01-01) and Industry Canada RSS-102 (Issue 2)
<b>Device Category</b>	Portable
<b>Exposure Category</b>	Occupational/Controlled

### 1.2. REFERENCES

The methods and procedures used for the measurements contained in this report are details in the following reference standards:

Publications	Year	Title
IEEE Std. 1528	2003	Draft Recommended practice for determining the Peak Spatial-Average Specific Absorption rate (SAR) in the Human Body Due to Wireless Communications Devices: Experimental Techniques.
Industry Canada RSS102	2005	“Evaluation Procedure for Mobile and Portable Radio Transmitters with respect to Health Canada’s Safety Code 6 for Exposure of Humans to Radio Frequency Fields”
NCRP Report No.86	1986	“Biological Effects and Exposure Criteria for radio Frequency Electromagnetic Fields”
FCC OET Bulletin 65	2001	“Evaluating Compliance with FCC Guidelines for Human Exposure to radio Frequency Fields”
ANSI/IEEE C95.3	2002	“Recommended Practice for the Measurement of Potentially Hazardous Electromagnetic Fields - RF and Microwave”
ANSI/IEEE C95.1	2005	“Safety Levels with Respect to Human Exposure to Radio Frequency Electromagnetic Fields, 3kHz to 300GHz”

#### ULTRATECH GROUP OF LABS

3000 Bristol Circle, Oakville, Ontario, Canada L6H 6G4

Tel. #: 905-829-1570, Fax. #: 905-829-8050, Email: [vic@ultratech-labs.com](mailto:vic@ultratech-labs.com), Website: <http://www.ultratech-labs.com>

- Assessed by ITI (UK) Competent Body, NVLAP (USA) Accreditation Body & ACA/AUSTEL (Australia), VCCI (Japan)
- Accredited by Industry Canada (Canada) under ACC-LAB (Europe/Canada MRA and APEC/Canada MRA)
- Recognized/Listed by FCC (USA)
- All test results contained in this engineering test report are traceable to National Institute of Standards and Technology (NIST)

File #: ICOM-204-SAR

June 5, 2009

## EXHIBIT 2. PERFORMANCE ASSESSMENT

### 2.1. CLIENT AND MANUFACTURER INFORMATION

<b>APPLICANT:</b>	
<b>Name:</b>	ICOM Incorporated
<b>Address:</b>	1-1-32, Kamiminami, Hirano-ku, Osaka Japan, 547-0003
<b>Contact Person:</b>	Mr. Takayuki Watanabe Phone #: +81-66-793-5302 Fax #: +81-66-793-0013 Email Address: <a href="mailto:export@icom.co.jp">export@icom.co.jp</a>

<b>MANUFACTURER:</b>	
<b>Name:</b>	ICOM Incorporated
<b>Address:</b>	1-1-32, Kamiminami, Hirano-ku, Osaka Japan, 547-0003
<b>Contact Person:</b>	Mr. Takayuki Watanabe Phone #: +81-66-793-5302 Fax #: +81-66-793-0013 Email Address: <a href="mailto:export@icom.co.jp">export@icom.co.jp</a>

### 2.2. DEVICE UNDER TEST (D.U.T.) DESCRIPTION

The following is the information provided by the applicant.

<b>Trade Name</b>	ICOM Inc.
<b>Type/Model Number</b>	IC-F4011
<b>Type of Equipment</b>	Licensed Non-Broadcast Transceiver
<b>Serial Number</b>	0000001
<b>Frequency of Operation</b>	400~470 MHz
<b>Rated RF Power</b>	4 Watts conducted (High) 1 Watt conducted (Low)
<b>Modulation Employed</b>	FM
<b>Antenna</b>	¼ Helical whip cut antenna (M/N: FA-SC61UC, 360-520 MHz, -1.3 dBi, white ring)
<b>Power Supply</b>	Rechargeable Li-Ion battery pack (M/N: BP-232N, 7.4 V, 2000 mAh)
<b>Primary User Functions of D.U.T.</b>	UHF Transceivers

#### ULTRATECH GROUP OF LABS

3000 Bristol Circle, Oakville, Ontario, Canada L6H 6G4

Tel. #: 905-829-1570, Fax. #: 905-829-8050, Email: [vic@ultratech-labs.com](mailto:vic@ultratech-labs.com), Website: <http://www.ultratech-labs.com>

- Assessed by ITI (UK) Competent Body, NVLAP (USA) Accreditation Body & ACA/AUSTEL (Australia), VCCI (Japan)
- Accredited by Industry Canada (Canada) under ACC-LAB (Europe/Canada MRA and APEC/Canada MRA)
- Recognized/Listed by FCC (USA)
- All test results contained in this engineering test report are traceable to National Institute of Standards and Technology (NIST)

File #: ICOM-204-SAR

June 5, 2009

**2.2.1. Photograph of D.U.T**



**< D.U.T.'s front and rear view without battery and antenna >**

**ULTRATECH GROUP OF LABS**

3000 Bristol Circle, Oakville, Ontario, Canada L6H 6G4

Tel. #: 905-829-1570, Fax. #: 905-829-8050, Email: [vic@ultratech-labs.com](mailto:vic@ultratech-labs.com), Website: <http://www.ultratech-labs.com>

- Assessed by ITI (UK) Competent Body, NVLAP (USA) Accreditation Body & ACA/AUSTEL (Australia), VCCI (Japan)
- Accredited by Industry Canada (Canada) under ACC-LAB (Europe/Canada MRA and APEC/Canada MRA)
- Recognized/Listed by FCC (USA)
- All test results contained in this engineering test report are traceable to National Institute of Standards and Technology (NIST)

**File #: ICOM-204-SAR**

**June 5, 2009**

## **2.3. LIST OF D.U.T.'S ACCESSORIES:**

### **2.3.1. Belt-clip (M/N: MB-115), Li-ion Chargeable Battery (M/N: BP-232N)**



**< MB-115 Belt-clip and BP-232N Li-ion Battery >**

## **ULTRATECH GROUP OF LABS**

3000 Bristol Circle, Oakville, Ontario, Canada L6H 6G4

Tel. #: 905-829-1570, Fax. #: 905-829-8050, Email: [vic@ultratech-labs.com](mailto:vic@ultratech-labs.com), Website: <http://www.ultratech-labs.com>

- Assessed by ITI (UK) Competent Body, NVLAP (USA) Accreditation Body & ACA/AUSTEL (Australia), VCCI (Japan)
- Accredited by Industry Canada (Canada) under ACC-LAB (Europe/Canada MRA and APEC/Canada MRA)
- Recognized/Listed by FCC (USA)
- All test results contained in this engineering test report are traceable to National Institute of Standards and Technology (NIST)

**File #: ICOM-204-SAR**

**June 5, 2009**

**2.3.2. BP-240 Alkaline Battery Case for 6\*AAA**



**< BP-240 Battery Case >**

**ULTRATECH GROUP OF LABS**

3000 Bristol Circle, Oakville, Ontario, Canada L6H 6G4

Tel. #: 905-829-1570, Fax. #: 905-829-8050, Email: [vic@ultratech-labs.com](mailto:vic@ultratech-labs.com), Website: <http://www.ultratech-labs.com>


- Assessed by ITI (UK) Competent Body, NVLAP (USA) Accreditation Body & ACA/AUSTEL (Australia), VCCI (Japan)
- Accredited by Industry Canada (Canada) under ACC-LAB (Europe/Canada MRA and APEC/Canada MRA)
- Recognized/Listed by FCC (USA)
- All test results contained in this engineering test report are traceable to National Institute of Standards and Technology (NIST)

**File #: ICOM-204-SAR**

**June 5, 2009**



### 2.3.3. FA-SC61UC Cut Antenna



< FA-SC61UC cut antenna with the length of 142mm >

## ULTRATECH GROUP OF LABS

3000 Bristol Circle, Oakville, Ontario, Canada L6H 6G4

Tel. #: 905-829-1570, Fax. #: 905-829-8050, Email: [vic@ultratech-labs.com](mailto:vic@ultratech-labs.com), Website: <http://www.ultratech-labs.com>

- Assessed by ITI (UK) Competent Body, NVLAP (USA) Accreditation Body & ACA/AUSTEL (Australia), VCCI (Japan)
- Accredited by Industry Canada (Canada) under ACC-LAB (Europe/Canada MRA and APEC/Canada MRA)
- Recognized/Listed by FCC (USA)
- All test results contained in this engineering test report are traceable to National Institute of Standards and Technology (NIST)

File #: ICOM-204-SAR

June 5, 2009

**2.3.4. Heavy Duty Earphone Mic (M/N: HM-153L)**



< HM-153L Heavy Duty Earphone Mic >

**2.3.5. Speaker-microphone (M/N: HM-158L)**



< HM-158L Speaker-Microphone >

**ULTRATECH GROUP OF LABS**

3000 Bristol Circle, Oakville, Ontario, Canada L6H 6G4

Tel. #: 905-829-1570, Fax. #: 905-829-8050, Email: [vic@ultratech-labs.com](mailto:vic@ultratech-labs.com), Website: <http://www.ultratech-labs.com>

- Assessed by ITI (UK) Competent Body, NVLAP (USA) Accreditation Body & ACA/AUSTEL (Australia), VCCI (Japan)
- Accredited by Industry Canada (Canada) under ACC-LAB (Europe/Canada MRA and APEC/Canada MRA)
- Recognized/Listed by FCC (USA)
- All test results contained in this engineering test report are traceable to National Institute of Standards and Technology (NIST)

**File #: ICOM-204-SAR**

**June 5, 2009**

**2.3.6. Speaker-microphone (M/N: HM-159L)**



**< HM-159L Speaker-Microphone>**

---

**ULTRATECH GROUP OF LABS**

3000 Bristol Circle, Oakville, Ontario, Canada L6H 6G4

Tel. #: 905-829-1570, Fax. #: 905-829-8050, Email: [vic@ultratech-labs.com](mailto:vic@ultratech-labs.com), Website: <http://www.ultratech-labs.com>

- Assessed by ITI (UK) Competent Body, NVLAP (USA) Accreditation Body & ACA/AUSTEL (Australia), VCCI (Japan)
- Accredited by Industry Canada (Canada) under ACC-LAB (Europe/Canada MRA and APEC/Canada MRA)
- Recognized/Listed by FCC (USA)
- All test results contained in this engineering test report are traceable to National Institute of Standards and Technology (NIST)

**File #: ICOM-204-SAR**

**June 5, 2009**

## **2.4. SPECIAL CHANGES ON THE D.U.T.'S HARDWARE/SOFTWARE FOR TESTING PURPOSES**

N/A

## **2.5. ANCILLARY EQUIPMENT**

N/A

## **2.6. SPECIFIC OPERATING CONDITIONS**

N/A

## **2.7. SPECIFIC TEST PLAN**

### **KDB #133795**

1. Treat each cut length as an independent antenna
2. For cut length 165 mm, test channels closest to 400, 435 and 470 MHz
3. For cut length 156 mm, test channels closest to 400, 420 and 470 MHz; if the SAR for either 420 or 470 MHz is > 50% of the SAR limit, also test at channel closest to 445 MHz
4. For cut length 148 mm, test channels closest to 400, 440 and 470 MHz; if the SAR for either 400 or 440 MHz is > 50% of the SAR limit, also test at channel closest to 420 MHz.
5. For cut length 142 mm, test channels closest to 400, 430 and 460 MHz.
6. There must clear instructions to inform users that the antennas must be cut as specified for meeting FCC certification requirements. Cutting the antenna to other lengths may result in FCC violations.
7. A description of the above test plan must be included in the SAR report.

---

### **ULTRATECH GROUP OF LABS**

3000 Bristol Circle, Oakville, Ontario, Canada L6H 6G4

Tel. #: 905-829-1570, Fax. #: 905-829-8050, Email: [vic@ultratech-labs.com](mailto:vic@ultratech-labs.com), Website: <http://www.ultratech-labs.com>

- Assessed by ITI (UK) Competent Body, NVLAP (USA) Accreditation Body & ACA/AUSTEL (Australia), VCCI (Japan)
- Accredited by Industry Canada (Canada) under ACC-LAB (Europe/Canada MRA and APEC/Canada MRA)
- Recognized/Listed by FCC (USA)
- *All test results contained in this engineering test report are traceable to National Institute of Standards and Technology (NIST)*

**File #: ICOM-204-SAR**

**June 5, 2009**

## **EXHIBIT 3. SUMMARY OF TEST RESULTS**

### **3.1. LOCATION OF TESTS**

All of the measurements described in this report were performed at UltraTech Group of Labs located at:

3000 Bristol Circle, in the city of Oakville, Province of Ontario, Canada.

All measurements were performed in UltraTech's shielded chamber, 16' x 13' x 8'.

### **3.2. APPLICABILITY & SUMMARY OF SAR RESULTS**

The maximum peak spatial - average SAR measured was found to be 3.70 W/Kg for head configuration and 5.75 W/Kg for body configuration with 50% usage-based time-averaging applied for PTT device.

For body configuration tests, all the supplied body-worn accessories were checked through pre-scans and confirmed that those options were not affecting SAR compliance. Therefore the final evaluation for body configuration was performed only with M/N: MB-115 Belt Clip, M/N: HM-153L Earphone Microphone and M/N: BP-232N Li-ion rechargeable battery pack.

---

#### **ULTRATECH GROUP OF LABS**

3000 Bristol Circle, Oakville, Ontario, Canada L6H 6G4

Tel. #: 905-829-1570, Fax. #: 905-829-8050, Email: [vic@ultratech-labs.com](mailto:vic@ultratech-labs.com), Website: <http://www.ultratech-labs.com>

- Assessed by ITI (UK) Competent Body, NVLAP (USA) Accreditation Body & ACA/AUSTEL (Australia), VCCI (Japan)
- Accredited by Industry Canada (Canada) under ACC-LAB (Europe/Canada MRA and APEC/Canada MRA)
- Recognized/Listed by FCC (USA)
- *All test results contained in this engineering test report are traceable to National Institute of Standards and Technology (NIST)*

**File #: ICOM-204-SAR**

**June 5, 2009**

Summary of measurement results\*

### 3.2.1. Head Configuration Results

#	Configuration	Antenna Position	Frequency [MHz]	Channel	MAX SAR <sub>1g</sub> [W/Kg]
*	Occupational/Controlled Exposure Category Limit				
01	¼ helical whip cut antenna (M/N: FA-SC61UC, 360~520 MHz, white ring) 50% duty cycle for PTT Antenna Length=165mm	FIX	400	Low	3.70
02		FIX	435	Middle	1.84
03		FIX	470	High	0.87
04	¼ helical whip antenna (M/N: FA-SC61UC, 360~520 MHz, white ring) 50% duty cycle for PTT Antenna Length=156mm	FIX	400	Low	2.62
05		FIX	420	Middle	2.99
06		FIX	470	High	1.25
07		FIX	445	Middle 2	-
08	¼ helical whip antenna (M/N: FA-SC61UC, 360~520 MHz, white ring) 50% duty cycle for PTT Antenna Length=148mm	FIX	400	Low	1.51
09		FIX	440	Middle	2.55
10		FIX	470	High	1.92
11		FIX	420	Middle 2	-
12	¼ helical whip antenna (M/N: FA-SC61UC, 360~520 MHz, white ring) 50% duty cycle for PTT Antenna Length=142mm	FIX	400	Low	0.98
13		FIX	430	Middle	2.01
14		FIX	460	High	2.42

\* If the SAR measured at the highest output power channel for each test configuration is at least 3.0 dB lower than the SAR limit, testing at the other channels are optional for such test configurations.

#### ULTRATECH GROUP OF LABS

3000 Bristol Circle, Oakville, Ontario, Canada L6H 6G4

Tel. #: 905-829-1570, Fax. #: 905-829-8050, Email: [vic@ultratech-labs.com](mailto:vic@ultratech-labs.com), Website: <http://www.ultratech-labs.com>

- Assessed by ITI (UK) Competent Body, NVLAP (USA) Accreditation Body & ACA/AUSTEL (Australia), VCCI (Japan)
- Accredited by Industry Canada (Canada) under ACC-LAB (Europe/Canada MRA and APEC/Canada MRA)
- Recognized/Listed by FCC (USA)
- All test results contained in this engineering test report are traceable to National Institute of Standards and Technology (NIST)

File #: ICOM-204-SAR

June 5, 2009

## 3.2.2. Body Configuration Results

#	Configuration	Antenna Position	Frequency [MHz]	Channel	MAX SAR <sub>1g</sub> [W/Kg]
*	Occupational/Controlled Exposure Category Limit				
15	¼ helical whip cut antenna (M/N: FA-SC61UC, 360~520 MHz, white ring) 50% duty cycle for PTT Antenna Length=165mm MB-115 Clip, HM-153L Earphone Mic	FIX	400	Low	5.75
16		FIX	435	Middle	3.87
17		FIX	470	High	2.03
18	¼ helical whip antenna (M/N: FA-SC61UC, 360~520 MHz, white ring) 50% duty cycle for PTT Antenna Length=156mm MB-115 Clip, HM-153L Earphone Mic	FIX	400	Low	3.61
19		FIX	420	Middle	4.91
20		FIX	470	High	3.36
21		FIX	445	Middle 2	4.19
22	¼ helical whip antenna (M/N: FA-SC61UC, 360~520 MHz, white ring) 50% duty cycle for PTT Antenna Length=148mm MB-115 Clip, HM-153L Earphone Mic	FIX	400	Low	3.19
23		FIX	440	Middle	4.98
24		FIX	470	High	4.17
25		FIX	420	Middle 2	4.80
26	¼ helical whip antenna (M/N: FA-SC61UC, 360~520 MHz, white ring) 50% duty cycle for PTT Antenna Length=142mm MB-115 Clip, HM-153L Earphone Mic	FIX	400	Low	2.27
27		FIX	430	Middle	3.81
28		FIX	460	High	4.83

## ULTRATECH GROUP OF LABS

3000 Bristol Circle, Oakville, Ontario, Canada L6H 6G4

Tel. #: 905-829-1570, Fax. #: 905-829-8050, Email: [vic@ultratech-labs.com](mailto:vic@ultratech-labs.com), Website: <http://www.ultratech-labs.com>


- Assessed by ITI (UK) Competent Body, NVLAP (USA) Accreditation Body & ACA/AUSTEL (Australia), VCCI (Japan)
- Accredited by Industry Canada (Canada) under ACC-LAB (Europe/Canada MRA and APEC/Canada MRA)
- Recognized/Listed by FCC (USA)
- All test results contained in this engineering test report are traceable to National Institute of Standards and Technology (NIST)

File #: ICOM-204-SAR

June 5, 2009

## EXHIBIT 4. SAR SYSTEM CONFIGURATION

### 4.1. DASY5 SYSTEM OVERVIEW



#### 4.1.1. DASY5 System Specification

Positioning Equipment	Computer
DASY5 Measurement Server Data Acquisition Electronics (DAE) Light Beam Unit Device Holder Robot (STAUBLI TX90)	Type: HP Compaq dc7800p Convertible CPU : Intel® Core™ 2 Duo E8500 Memory : 2GB RAM Operating System : Windows XP Professional Monitor : HP L1950g LCD

##### 4.1.1.1. DASY5 Measurement Server

The DASY5 measurement server is based on a PC/104 CPU board with a 400MHz Intel ULV Celeron, 128MB chipdisk and 128MB RAM. The necessary circuits for communication with the DAE4 (or DAE3) electronics box, as well as the 16 bit AD converter system for optical detection and digital I/O interface are contained on the DASY5 I/O board, which is directly connected to the PC/104 bus of the CPU board.

### ULTRATECH GROUP OF LABS

3000 Bristol Circle, Oakville, Ontario, Canada L6H 6G4

Tel. #: 905-829-1570, Fax. #: 905-829-8050, Email: [vic@ultratech-labs.com](mailto:vic@ultratech-labs.com), Website: <http://www.ultratech-labs.com>

- Assessed by ITI (UK) Competent Body, NVLAP (USA) Accreditation Body & ACA/AUSTEL (Australia), VCCI (Japan)
- Accredited by Industry Canada (Canada) under ACC-LAB (Europe/Canada MRA and APEC/Canada MRA)
- Recognized/Listed by FCC (USA)
- All test results contained in this engineering test report are traceable to National Institute of Standards and Technology (NIST)

File #: ICOM-204-SAR  
 June 5, 2009



The measurement server performs all real-time data evaluation of field measurements and surface detection, controls robot movements and handles safety operation. The PC operating system cannot interfere with these time critical processes. All connections are supervised by a watchdog, and disconnection of any of the cables to the measurement server will automatically disarm the robot and disable all program-controlled robot movements. Furthermore, the measurement server is equipped with an expansion port which is reserved for future applications. Please note that this expansion port does not have a standardized pinout, and therefore only devices provided by SPEAG can be connected. Devices from any other supplier could seriously damage the measurement server.

#### 4.1.1.2. Data Acquisition Electronics

The data acquisition electronics (DAE4 or DAE3) consist of a highly sensitive electrometer-grade preamplifier with auto-zeroing, a channel and gain-switching multiplexer, a fast 16 bit AD-converter and a command decoder with a control logic unit. Transmission to the measurement server is accomplished through an optical downlink for data and status information, as well as an optical uplink for commands and the clock.

The mechanical probe mounting device includes two different sensor systems for frontal and sideways probe contacts. They are used for mechanical surface detection and probe collision detection.

The input impedance of both the DAE4 as well as of the DAE3 box is 200MOhm; the inputs are symmetrical and floating. Common mode rejection is above 80 dB.

#### 4.1.1.3. Dosimetric Probes

These probes are specially designed and calibrated for use in liquids with high permittivity. They should not be used in air, since the spherical isotropy in air is poor (-2 dB). The dosimetric probes have special calibrations in various liquids at different frequencies.



### ULTRATECH GROUP OF LABS

3000 Bristol Circle, Oakville, Ontario, Canada L6H 6G4

Tel. #: 905-829-1570, Fax. #: 905-829-8050, Email: [vic@ultratech-labs.com](mailto:vic@ultratech-labs.com), Website: <http://www.ultratech-labs.com>

- Assessed by ITI (UK) Competent Body, NVLAP (USA) Accreditation Body & ACA/AUSTEL (Australia), VCCI (Japan)
- Accredited by Industry Canada (Canada) under ACC-LAB (Europe/Canada MRA and APEC/Canada MRA)
- Recognized/Listed by FCC (USA)
- All test results contained in this engineering test report are traceable to National Institute of Standards and Technology (NIST)

File #: ICOM-204-SAR

June 5, 2009

**4.1.1.3.1. ES3DV3 Isotropic E-Filed Probe**

<b>Construction</b>	Symmetrical design with triangular core Interleaved sensors Built-in shielding against static charges PEEK enclosure material (resistant to organic solvents, e.g., DGBE)
<b>Calibration</b>	Basic Broad Band Calibration in air Conversion Factors (CF) for HSL 900 and HSL 1750 Additional CF for other liquids and frequencies
<b>Frequency</b>	10 MHz to 4 GHz Linearity $\pm 0.2$ dB (30 MHz to 4 GHz)
<b>Directivity</b>	$\pm 0.2$ dB in HSL (rotation around probe axis) $\pm 0.3$ dB in tissue material (rotation normal to probe axis)
<b>Dynamic Range</b>	5 $\mu$ W/g to $> 100$ mW/g Linearity: $\pm 0.2$ dB
<b>Dimensions</b>	Overall length: 330 mm (Tip: 20 mm) Tip diameter: 3.9 mm (Body: 12 mm) Distance from probe tip to dipole centers: 2.0 mm

**4.1.1.3.2. EX3DV4 Isotropic E-Filed Probe**

<b>Construction</b>	Symmetrical design with triangular core Built-in shielding against static charges PEEK enclosure material (resistant to organic solvents, e.g., DGBE)
<b>Calibration</b>	Basic Broad Band Calibration in air Conversion Factors (CF) for HSL 900 and HSL 1750 Additional CF for other liquids and frequencies
<b>Frequency</b>	10 MHz to $> 6$ GHz Linearity: $\pm 0.2$ dB (30 MHz to 6 GHz)
<b>Directivity</b>	$\pm 0.3$ dB in HSL (rotation around probe axis) $\pm 0.5$ dB in tissue material (rotation normal to probe axis)
<b>Dynamic Range</b>	10 $\mu$ W/g to $> 100$ mW/g Linearity: $\pm 0.2$ dB (noise: typically $< 1$ $\mu$ W/g)
<b>Dimensions</b>	Overall length: 330 mm (Tip: 20 mm) Tip diameter: 2.5 mm (Body: 12 mm) Typical distance from probe tip to dipole centers: 1 mm

**ULTRATECH GROUP OF LABS**

3000 Bristol Circle, Oakville, Ontario, Canada L6H 6G4

Tel. #: 905-829-1570, Fax. #: 905-829-8050, Email: [vic@ultratech-labs.com](mailto:vic@ultratech-labs.com), Website: <http://www.ultratech-labs.com>

- Assessed by ITI (UK) Competent Body, NVLAP (USA) Accreditation Body & ACA/AUSTEL (Australia), VCCI (Japan)
- Accredited by Industry Canada (Canada) under ACC-LAB (Europe/Canada MRA and APEC/Canada MRA)
- Recognized/Listed by FCC (USA)
- All test results contained in this engineering test report are traceable to National Institute of Standards and Technology (NIST)

File #: ICOM-204-SAR

June 5, 2009




## **4.2. SAR TEST PHANTOMS**

### **4.2.1. SAM Twin Phantom**



For Head mounted devices placed next to the ear, the phantom used in the evaluation of the RF exposure of the user of the wireless device is an IEEE P1528 compliant SAM Twin phantom, shaped like a human head and filled with a mixture simulating the dielectric characteristics of the brain. A left sided head and a right sided head are evaluated to determine the worst case orientation for SAR.

### **4.2.2. ELI 4.0 Phantom**



For body mounted and frontal held push-to-talk devices, an IEC 62209-2 compliant Oval Flat Phantom (ELI 4.0) with a base plate thickness of 2mm is used.

---

## **ULTRATECH GROUP OF LABS**

3000 Bristol Circle, Oakville, Ontario, Canada L6H 6G4

Tel. #: 905-829-1570, Fax. #: 905-829-8050, Email: [vic@ultratech-labs.com](mailto:vic@ultratech-labs.com), Website: <http://www.ultratech-labs.com>

- Assessed by ITI (UK) Competent Body, NVLAP (USA) Accreditation Body & ACA/AUSTEL (Australia), VCCI (Japan)
- Accredited by Industry Canada (Canada) under ACC-LAB (Europe/Canada MRA and APEC/Canada MRA)
- Recognized/Listed by FCC (USA)
- All test results contained in this engineering test report are traceable to National Institute of Standards and Technology (NIST)

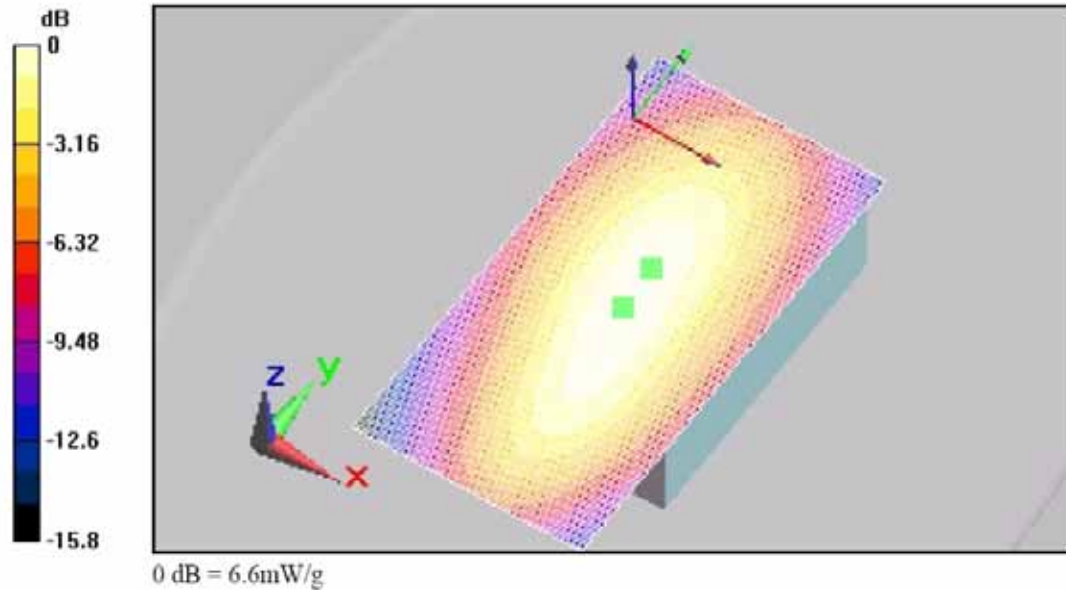
**File #: ICOM-204-SAR**

**June 5, 2009**

## EXHIBIT 5. SAR DATA ACQUISITION METHODOLOGY

### 5.1. SAR MEASUREMENT PROCEDURE

The goal of the measurement process is to scan the phantom over a selected area in order to find the region of highest levels of RF energy and then to obtain a single value for the peak spatial-average of SAR over a volume that would contain one gram (in the shape of a cube) of biological tissue. The test procedure, of course, measures SAR in the simulated tissue.



< Area scan >

The software requests the user to move the probe to locations at two extreme corners of a rectangle that encloses the area to be scanned. An arbitrary origin and the spatial resolution for the scan are also specified. Under program control, the scan is performed automatically by the robot-guided probe.

#### ULTRATECH GROUP OF LABS

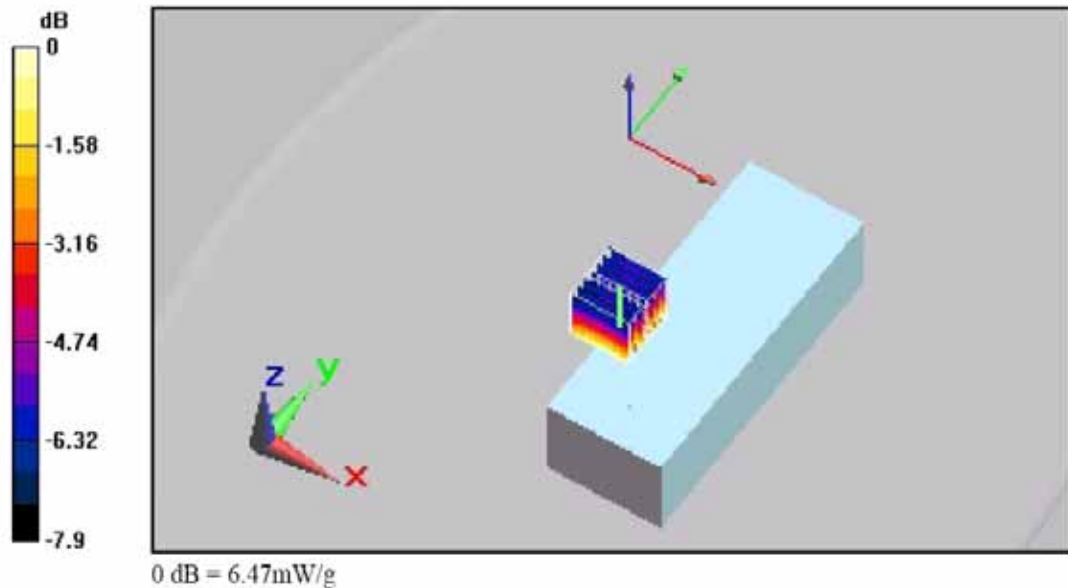
3000 Bristol Circle, Oakville, Ontario, Canada L6H 6G4

Tel. #: 905-829-1570, Fax. #: 905-829-8050, Email: [vic@ultratech-labs.com](mailto:vic@ultratech-labs.com), Website: <http://www.ultratech-labs.com>

- Assessed by ITI (UK) Competent Body, NVLAP (USA) Accreditation Body & ACA/AUSTEL (Australia), VCCI (Japan)
- Accredited by Industry Canada (Canada) under ACC-LAB (Europe/Canada MRA and APEC/Canada MRA)
- Recognized/Listed by FCC (USA)
- All test results contained in this engineering test report are traceable to National Institute of Standards and Technology (NIST)

File #: ICOM-204-SAR

June 5, 2009



## &lt; Zoom Scan &gt;

The DASY5 software includes all numerical procedures necessary to evaluate the spatial peak SAR values.

Based on the Draft: SCC-34, SC-2, WG-2 - Computational Dosimetry, IEEE P1529/D0.0 (Draft Recommended Practice for Determining the Spatial-Peak Specific Absorption Rate (SAR) Associated with the Use of Wireless Handsets - Computational Techniques), a new algorithm has been implemented. The spatial-peak SAR can be computed over any required mass.

The base for the evaluation is a "cube" measurement in a volume of (30mm)<sup>3</sup> (7x7x7 points). The measured volume must include the 1 g and 10 g cubes with the highest averaged SAR values. For that purpose, the center of the measured volume is aligned to the interpolated peak SAR value of a previously performed area scan. If the 10g cube or both cubes are not entirely inside the measured volumes, the system issues a warning regarding the evaluated spatial peak values within the postprocessing engine (SEMCAD X). This means that if the measured volume is shifted, higher values might be possible. To get the correct values you can use a finer measurement grid for the area scan. In complicated field distributions, a large grid spacing for the area scan might miss some details and give an incorrectly interpolated peak location.

The entire evaluation of the spatial peak values is performed within the postprocessing engine (SEMCAD X). The system always gives the maximum values for the 1 g and 10 g cubes. The algorithm to find the cube with highest averaged SAR is divided into the following stages:

1. extraction of the measured data (grid and values) from the Zoom Scan
2. calculation of the SAR value at every measurement point based on all stored data (A/D values and measurement parameters)
3. generation of a high-resolution mesh within the measured volume
4. interpolation of all measured values from the measurement grid to the high-resolution grid

**ULTRATECH GROUP OF LABS**

3000 Bristol Circle, Oakville, Ontario, Canada L6H 6G4

Tel. #: 905-829-1570, Fax. #: 905-829-8050, Email: [vic@ultratech-labs.com](mailto:vic@ultratech-labs.com), Website: <http://www.ultratech-labs.com>

- Assessed by ITI (UK) Competent Body, NVLAP (USA) Accreditation Body & ACA/AUSTEL (Australia), VCCI (Japan)
- Accredited by Industry Canada (Canada) under ACC-LAB (Europe/Canada MRA and APEC/Canada MRA)
- Recognized/Listed by FCC (USA)
- All test results contained in this engineering test report are traceable to National Institute of Standards and Technology (NIST)

File #: ICOM-204-SAR

June 5, 2009

5. extrapolation of the entire 3-D field distribution to the phantom surface over the distance from sensor to surface
6. calculation of the averaged SAR within masses of 1 g and 10 g

The significant parts are outlined in more detail within the following sections.

### 5.1.1. *Interpolation, Extrapolation and Detection of Maxima*

The probe is calibrated at the center of the dipole sensors which is located 1 to 2.7mm away from the probe tip. During measurements, the probe stops shortly above the phantom surface, depending on the probe and the surface detecting system. Both distances are included as parameters in the probe configuration file. The software always knows exactly how far away the measured point is from the surface. As the probe cannot directly measure at the surface, the values between the deepest measured point and the surface must be extrapolated.

In DASY5, the choice of the coordinate system defining the location of the measurement points has no influence on the uncertainty of the interpolation, Maxima Search and extrapolation routines. The interpolation, extrapolation and maximum search routines are all based on the modified Quadratic Shepard's method.

Thereby, the interpolation scheme combines a least-square fitted function method and a weighted average method which are the two basic types of computational interpolation and approximation. The DASY5 routines construct a once-continuously differentiable function that interpolates the measurement values as follows:

- For each measurement point a trivariate (3-D) / bivariate (2-D) quadratic is computed. It interpolates the measurement values at the data point and forms a least-square fit to neighboring measurement values.
- the spatial location of the quadratic with respect to the measurement values is attenuated by an inverse distance weighting. This is performed since the calculated quadratic will fit measurement values at nearby points more accurate than at points located further away.
- After the quadratics are calculated for at all measurement points, the interpolating function is calculated as a weighted average of the quadratics.

There are two control parameters that govern the behavior of the interpolation method. One specifies the number of measurement points to be used in computing the least-square fits for the local quadratics. These measurement points are the ones nearest the input point for which the quadratic is being computed. The second parameter specifies the number of measurement points that will be used in calculating the weights for the quadratics to produce the final function. The input data points used there are the ones nearest the point at which the interpolation is desired. Appropriate defaults are chosen for each of the control parameters

The trivariate quadratics that have been previously computed for the 3-D interpolation and whose input data are at the closest distance from the phantom surface, are used in order to extrapolate the fields to the surface of the phantom.

In order to determine all the field maxima in 2-D (Area Scan) and 3-D (Zoom Scan), the measurement grid is refined by a default factor of 10 and the interpolation function is used to evaluate all field values between corresponding measurement points. Subsequently, a linear search is applied to find all the candidate maxima. In a last step, non physical maxima are removed and only those maxima which are within 2 dB of the global maximum value are retained.

**Important:** To be processable by the interpolation/extrapolation scheme, the Area Scan requires at least 6 measurement points. The Cube Scan requires at least 10 measurement points to allow an application of these algorithms.

---

## ULTRATECH GROUP OF LABS

3000 Bristol Circle, Oakville, Ontario, Canada L6H 6G4

Tel. #: 905-829-1570, Fax. #: 905-829-8050, Email: [vic@ultratech-labs.com](mailto:vic@ultratech-labs.com), Website: <http://www.ultratech-labs.com>

- Assessed by ITI (UK) Competent Body, NVLAP (USA) Accreditation Body & ACA/AUSTEL (Australia), VCCI (Japan)
- Accredited by Industry Canada (Canada) under ACC-LAB (Europe/Canada MRA and APEC/Canada MRA)
- Recognized/Listed by FCC (USA)
- All test results contained in this engineering test report are traceable to National Institute of Standards and Technology (NIST)

File #: ICOM-204-SAR

June 5, 2009



In the Area Scan, the gradient of the interpolation function is evaluated to find all the extrema of the SAR distribution. The uncertainty on the locations of the extrema is less than 1/20 of the grid size. Only local maxima within -2 dB of the global maximum are searched and passed for the Cube Scan measurement.

In the Cube Scan, the interpolation function is used to extrapolate the Peak SAR from the lowest measurement points to the inner phantom surface (the extrapolation distance). The uncertainty increases with the extrapolation distance. To keep the uncertainty within 1% for the 1 g and 10 g cubes, the extrapolation distance should not be larger than 5mm.

### 5.1.2. Averaging and Determination of Spatial Peak SAR

The interpolated data is used to average the SAR over the 1g and 10g cubes by spatially discretizing the entire measured volume. The resolution of this spatial grid used to calculate the averaged SAR is 1mm or about 42875 interpolated points. The resulting volumes are defined as cubical volumes containing the appropriate tissue parameters that are centered at the location. The location is defined as the center of the incremental volume (voxel).

The spatial-peak SAR must be evaluated in cubical volumes containing a mass that is within 5% of the required mass. The cubical volume centered at each location, as defined above, should be expanded in all directions until the desired value for the mass is reached, with no surface boundaries of the averaging volume extending beyond the outermost surface of the considered region. In addition, the cubical volume should not consist of more than 10% of air. If these conditions are not satisfied then the center of the averaging volume is moved to the next location. Otherwise, the exact size of the final sampling cube is found using an inverse polynomial approximation algorithm, leading to results with improved accuracy. If one boundary of the averaging volume reaches the boundary of the measured volume during its expansion, it will not be evaluated at all. Reference is kept of all locations used and those not used for averaging the SAR. All average SAR values are finally assigned to the centered location in each valid averaging volume.

All locations included in an averaging volume are marked to indicate that they have been used at least once. If a location has been marked as used, but has never been assigned to the center of a cube, the highest averaged SAR value of all other cubical volumes which have used this location for averaging, is assigned to this location. Only those locations that are not part of any valid averaging volume should be marked as unused. For the case of an unused location, a new averaging volume must be constructed which will have the unused location centered at one surface of the cube. The remaining five surfaces are expanded evenly in all directions until the required mass is enclosed, regardless of the amount of included air. Of the six possible cubes with one surface centered on the unused location, the smallest cube is used, which still contains the required mass.

If the final cube containing the highest averaged SAR touches the surface of the measured volume, an appropriate warning is issued within the postprocessing engine.

### 5.1.3. Evaluation Errors

#### 5.1.3.1. Cube shape

The mentioned procedures search for the maximum averaged 1g and 10g volumes of cubical shape according to the ANSI and ICNIRP standard. A density of 1000 kg/m<sup>3</sup> is used to represent the head tissue density and not the tissue simulating liquid density.



**5.1.3.2.      *Extrapolation***

For the extrapolation the distance must be specified in the Area Scan and Zoom Scan Jobs. The distance is defined as the distance between the probe sensor center and the phantom surface. The recommended distance is 4-5 mm.

**5.1.3.3.      *Boundary effects***

The dosimetric probes are calibrated in a gradient field with energy flow and decay in direction of the probe axis. During calibration the probe tip is completely surrounded by the simulating solution. If the probe is used in the immediate vicinity of a media boundary, the field in the probe is altered due to interaction with the field in the boundary and the probe sensitivity changes. The influence of the boundary effect depends on the probe construction, the media parameters and the probe orientation with respect to the boundary. It disappears at a distance of 1mm (E1D-probe) to 5mm (ET3D-probes) between the probe tip and the boundary. The boundary effect must be considered in the extrapolation to the surface.

---

**ULTRATECH GROUP OF LABS**

3000 Bristol Circle, Oakville, Ontario, Canada L6H 6G4

Tel. #: 905-829-1570, Fax. #: 905-829-8050, Email: [vic@ultratech-labs.com](mailto:vic@ultratech-labs.com), Website: <http://www.ultratech-labs.com>

- Assessed by ITI (UK) Competent Body, NVLAP (USA) Accreditation Body & ACA/AUSTEL (Australia), VCCI (Japan)
- Accredited by Industry Canada (Canada) under ACC-LAB (Europe/Canada MRA and APEC/Canada MRA)
- Recognized/Listed by FCC (USA)
- All test results contained in this engineering test report are traceable to National Institute of Standards and Technology (NIST)

**File #: ICOM-204-SAR**

June 5, 2009

## EXHIBIT 6. MEASUREMENTS, EXAMINATIONS & TEST DATA

### 6.1. TEST CONFIGURATIONS

D.U.T. Information		Condition	
Product Name	UHF P25 Trunking Handheld Transceivers	Robot Type	6 Axis
Model Number	IC-F4011	Scan Type	SAR – Area/Zoom/Att. Vs Depth
Serial Number	0000001	Measured Field	E
Frequency Band [MHz]	400-470	Phantom Type	2 <sub>mm</sub> base Flat Phantom
Frequency Tested [MHz]	400,420,430,435,440,445,460,470	Phantom Position	Waist
Rated Conducted Power [W]	4W (High power mode)	Room Temperature [°C]	21.0 ± 1
Antenna Type	ICOM helical whip cut antenna (M/N: FA-SC61UC, 360~520 MHz, white ring)	Room Humidity [%]	40 ± 10
Modulation	FM	Tissue Temperature [°C]	21.0 ± 1
Worst Case Duty Cycle	50 %		
Duty Cycle Tested	100 %		
Source(or Usage)-Based Time-Average Factor	0.5 (mechanical PTT button)		

Type of Tissue	Brain	Muscle
Test Frequency [MHz]	450	450
Target Conductivity [S/m]	0.87	0.94
Measured Conductivity [S/m]	0.87 (-0.5 %)	0.91 (-2.9 %)
Target Dielectric Constant	43.5	56.7
Measured Dielectric Constant	42.7 (-1.9 %)	55.8 (-1.7 %)
Penetration Depth (Plane Wave Excitation) [mm]	42.8	45.5
Probe Model Number	EX3DV4	EX3DV4
Probe Serial Number	3673	3673
Probe Orientation	Isotropic	Isotropic
Probe Sensor Offset [mm]	1	1
Probe Tip Diameter [mm]	2.5	2.5
Conversion Factor (γ)	9.20 (+/- 13.3%)	9.80 (+/- 13.3%)

#### ULTRATECH GROUP OF LABS

3000 Bristol Circle, Oakville, Ontario, Canada L6H 6G4

Tel. #: 905-829-1570, Fax. #: 905-829-8050, Email: [vic@ultratech-labs.com](mailto:vic@ultratech-labs.com), Website: <http://www.ultratech-labs.com>

- Assessed by ITI (UK) Competent Body, NVLAP (USA) Accreditation Body & ACA/AUSTEL (Australia), VCCI (Japan)
- Accredited by Industry Canada (Canada) under ACC-LAB (Europe/Canada MRA and APEC/Canada MRA)
- Recognized/Listed by FCC (USA)
- All test results contained in this engineering test report are traceable to National Institute of Standards and Technology (NIST)

File #: ICOM-204-SAR

June 5, 2009

## **6.2. GENERAL TEST SETUP**

### **6.2.1. *Equipment Configuration***

Power and signal distribution, grounding, interconnecting cabling and physical placement of equipment of a test system shall simulate the typical application and usage in so far as is practicable, and shall be in accordance with the relevant product specifications of the manufacturer.

The configuration that tends to maximize the D.U.T's emission or minimize its immunity is not usually intuitively obvious and in most instances selection will involve some trial and error testing. For example, interface cables may be moved or equipment re-orientated during initial stages of testing and the effects on the results observed.

Only configurations within the range of positions likely to occur in normal use need to be considered.

The configuration selected shall be fully detailed and documented in the test report, together with the justification for selecting that particular configuration.

### **6.2.2. *Exercising Equipment***

The exercising equipment and other auxiliary equipment shall be sufficiently decoupled from the D.U.T. so that the performance of such equipment does not significantly influence the test results.

---

## **ULTRATECH GROUP OF LABS**

3000 Bristol Circle, Oakville, Ontario, Canada L6H 6G4

Tel. #: 905-829-1570, Fax. #: 905-829-8050, Email: [vic@ultratech-labs.com](mailto:vic@ultratech-labs.com), Website: <http://www.ultratech-labs.com>

- Assessed by ITI (UK) Competent Body, NVLAP (USA) Accreditation Body & ACA/AUSTEL (Australia), VCCI (Japan)
- Accredited by Industry Canada (Canada) under ACC-LAB (Europe/Canada MRA and APEC/Canada MRA)
- Recognized/Listed by FCC (USA)
- All test results contained in this engineering test report are traceable to National Institute of Standards and Technology (NIST)

**File #: ICOM-204-SAR**

**June 5, 2009**

### **6.3. PHOTOGRAPHS OF D.U.T. POSITION**

#### **6.3.1. Head Configuration**

##### **6.3.1.1. Head-front PTT**



**< FA-SC61UC cut antenna with the length of 165mm >**

**Remark:** Distance between EUT and phantom = 25 mm

#### **ULTRATECH GROUP OF LABS**

3000 Bristol Circle, Oakville, Ontario, Canada L6H 6G4

Tel. #: 905-829-1570, Fax. #: 905-829-8050, Email: [vic@ultratech-labs.com](mailto:vic@ultratech-labs.com), Website: <http://www.ultratech-labs.com>

- Assessed by ITI (UK) Competent Body, NVLAP (USA) Accreditation Body & ACA/AUSTEL (Australia), VCCI (Japan)
- Accredited by Industry Canada (Canada) under ACC-LAB (Europe/Canada MRA and APEC/Canada MRA)
- Recognized/Listed by FCC (USA)
- All test results contained in this engineering test report are traceable to National Institute of Standards and Technology (NIST)

**File #: ICOM-204-SAR**

**June 5, 2009**



**< FA-SC61UC cut antenna with the length of 156mm >**

**Remark:** Distance between EUT and phantom = 25 mm

**ULTRATECH GROUP OF LABS**


3000 Bristol Circle, Oakville, Ontario, Canada L6H 6G4

Tel. #: 905-829-1570, Fax. #: 905-829-8050, Email: [vic@ultratech-labs.com](mailto:vic@ultratech-labs.com), Website: <http://www.ultratech-labs.com>

- Assessed by ITI (UK) Competent Body, NVLAP (USA) Accreditation Body & ACA/AUSTEL (Australia), VCCI (Japan)
- Accredited by Industry Canada (Canada) under ACC-LAB (Europe/Canada MRA and APEC/Canada MRA)
- Recognized/Listed by FCC (USA)
- All test results contained in this engineering test report are traceable to National Institute of Standards and Technology (NIST)

**File #: ICOM-204-SAR**

**June 5, 2009**



**< FA-SC61UC cut antenna with the length of 148mm >**

**Remark:** Distance between EUT and phantom = 25 mm

**ULTRATECH GROUP OF LABS**

3000 Bristol Circle, Oakville, Ontario, Canada L6H 6G4


Tel. #: 905-829-1570, Fax. #: 905-829-8050, Email: [vic@ultratech-labs.com](mailto:vic@ultratech-labs.com), Website: <http://www.ultratech-labs.com>

- Assessed by ITI (UK) Competent Body, NVLAP (USA) Accreditation Body & ACA/AUSTEL (Australia), VCCI (Japan)
- Accredited by Industry Canada (Canada) under ACC-LAB (Europe/Canada MRA and APEC/Canada MRA)
- Recognized/Listed by FCC (USA)
- All test results contained in this engineering test report are traceable to National Institute of Standards and Technology (NIST)

**File #: ICOM-204-SAR**

**June 5, 2009**





**< FA-SC61UC cut antenna with the length of 142mm >**

**Remark:** Distance between EUT and phantom = 25 mm

**ULTRATECH GROUP OF LABS**

3000 Bristol Circle, Oakville, Ontario, Canada L6H 6G4

Tel. #: 905-829-1570, Fax. #: 905-829-8050, Email: [vic@ultratech-labs.com](mailto:vic@ultratech-labs.com), Website: <http://www.ultratech-labs.com>

- Assessed by ITI (UK) Competent Body, NVLAP (USA) Accreditation Body & ACA/AUSTEL (Australia), VCCI (Japan)
- Accredited by Industry Canada (Canada) under ACC-LAB (Europe/Canada MRA and APEC/Canada MRA)
- Recognized/Listed by FCC (USA)
- All test results contained in this engineering test report are traceable to National Institute of Standards and Technology (NIST)

**File #: ICOM-204-SAR**

**June 5, 2009**

### **6.3.2. Body Configuration**

**6.3.2.1. Body-worn Prescan; Back side of EUT in parallel to the phantom with the belt-clip (M/N: MB-115) in contact, attached 3 different- type Speaker-microphone separately**



### **ULTRATECH GROUP OF LABS**

3000 Bristol Circle, Oakville, Ontario, Canada L6H 6G4

Tel. #: 905-829-1570, Fax. #: 905-829-8050, Email: [vic@ultratech-labs.com](mailto:vic@ultratech-labs.com), Website: <http://www.ultratech-labs.com>

- Assessed by ITI (UK) Competent Body, NVLAP (USA) Accreditation Body & ACA/AUSTEL (Australia), VCCI (Japan)
- Accredited by Industry Canada (Canada) under ACC-LAB (Europe/Canada MRA and APEC/Canada MRA)
- Recognized/Listed by FCC (USA)
- All test results contained in this engineering test report are traceable to National Institute of Standards and Technology (NIST)

**File #: ICOM-204-SAR**

**June 5, 2009**



**6.3.2.2. Body-worn; Back side of EUT in parallel to the phantom with the belt-clip in contact, Belt-clip (M/N: MB-115) and Speaker-microphone (M/N: HM-153L Heavy Duty Earphone Mic)**



**< FA-SC61UC cut antenna with the length of 165mm >**

**Remark: Belt clip touch the phantom bottom**

**ULTRATECH GROUP OF LABS**

3000 Bristol Circle, Oakville, Ontario, Canada L6H 6G4

Tel. #: 905-829-1570, Fax. #: 905-829-8050, Email: [vic@ultratech-labs.com](mailto:vic@ultratech-labs.com), Website: <http://www.ultratech-labs.com>

- Assessed by ITI (UK) Competent Body, NVLAP (USA) Accreditation Body & ACA/AUSTEL (Australia), VCCI (Japan)
- Accredited by Industry Canada (Canada) under ACC-LAB (Europe/Canada MRA and APEC/Canada MRA)
- Recognized/Listed by FCC (USA)
- All test results contained in this engineering test report are traceable to National Institute of Standards and Technology (NIST)

**File #: ICOM-204-SAR**

**June 5, 2009**



**< FA-SC61UC cut antenna with the length of 156mm >**

**Remark: Belt clip touch the phantom bottom**

**ULTRATECH GROUP OF LABS**

3000 Bristol Circle, Oakville, Ontario, Canada L6H 6G4

Tel. #: 905-829-1570, Fax. #: 905-829-8050, Email: [vic@ultratech-labs.com](mailto:vic@ultratech-labs.com), Website: <http://www.ultratech-labs.com>

- Assessed by ITI (UK) Competent Body, NVLAP (USA) Accreditation Body & ACA/AUSTEL (Australia), VCCI (Japan)
- Accredited by Industry Canada (Canada) under ACC-LAB (Europe/Canada MRA and APEC/Canada MRA)
- Recognized/Listed by FCC (USA)
- All test results contained in this engineering test report are traceable to National Institute of Standards and Technology (NIST)

**File #: ICOM-204-SAR**

**June 5, 2009**



**< FA-SC61UC cut antenna with the length of 148mm >**

**Remark:** Belt clip touch the phantom bottom

**ULTRATECH GROUP OF LABS**


3000 Bristol Circle, Oakville, Ontario, Canada L6H 6G4

Tel. #: 905-829-1570, Fax. #: 905-829-8050, Email: [vic@ultratech-labs.com](mailto:vic@ultratech-labs.com), Website: <http://www.ultratech-labs.com>

- Assessed by ITI (UK) Competent Body, NVLAP (USA) Accreditation Body & ACA/AUSTEL (Australia), VCCI (Japan)
- Accredited by Industry Canada (Canada) under ACC-LAB (Europe/Canada MRA and APEC/Canada MRA)
- Recognized/Listed by FCC (USA)
- All test results contained in this engineering test report are traceable to National Institute of Standards and Technology (NIST)

**File #: ICOM-204-SAR**

**June 5, 2009**



**< FA-SC61UC cut antenna with the length of 142mm >**

**Remark: Belt clip touch the phantom bottom**

**ULTRATECH GROUP OF LABS**

3000 Bristol Circle, Oakville, Ontario, Canada L6H 6G4

Tel. #: 905-829-1570, Fax. #: 905-829-8050, Email: [vic@ultratech-labs.com](mailto:vic@ultratech-labs.com), Website: <http://www.ultratech-labs.com>

- Assessed by ITI (UK) Competent Body, NVLAP (USA) Accreditation Body & ACA/AUSTEL (Australia), VCCI (Japan)
- Accredited by Industry Canada (Canada) under ACC-LAB (Europe/Canada MRA and APEC/Canada MRA)
- Recognized/Listed by FCC (USA)
- All test results contained in this engineering test report are traceable to National Institute of Standards and Technology (NIST)

**File #: ICOM-204-SAR**

**June 5, 2009**

## 6.4. SAR MEASUREMENT DATA

### 6.4.1. Head Configuration Result\*

#	Configuration	Antenna Position	Frequency [MHz]	Channel	SAR drift [dB]	MAX SAR <sub>1g</sub> [W/Kg]
*	Occupational/Controlled Exposure Category Limit					8.0
01	¼ helical whip cut antenna (M/N: FA-SC61UC, 360~520 MHz, white ring) 50% duty cycle for PTT Antenna Length=165mm	FIX	400	Low	0.129	3.70
02		FIX	435	Middle	-0.163	1.84
03		FIX	470	High	0.468	0.87
04	¼ helical whip antenna (M/N: FA-SC61UC, 360~520 MHz, white ring) 50% duty cycle for PTT Antenna Length=156mm	FIX	400	Low	0.251	2.62
05		FIX	420	Middle	-0.207	2.99
06		FIX	470	High	0.185	1.25
07		FIX	445	Middle 2		-
08	¼ helical whip antenna (M/N: FA-SC61UC, 360~520 MHz, white ring) 50% duty cycle for PTT Antenna Length=148mm	FIX	400	Low	0.435	1.51
09		FIX	440	Middle	-0.140	2.55
10		FIX	470	High	0.236	1.92
11		FIX	420	Middle 2		-
12	¼ helical whip antenna (M/N: FA-SC61UC, 360~520 MHz, white ring) 50% duty cycle for PTT Antenna Length=142mm	FIX	400	Low	0.662	0.98
13		FIX	430	Middle	0.184	2.01
14		FIX	460	High	-0.160	2.42

\* If the SAR measured at the highest output power channel for each test configuration is at least 3.0 dB lower than the SAR limit, testing at the other channels are optional for such test configurations.

## ULTRATECH GROUP OF LABS

3000 Bristol Circle, Oakville, Ontario, Canada L6H 6G4

Tel. #: 905-829-1570, Fax. #: 905-829-8050, Email: [vic@ultratech-labs.com](mailto:vic@ultratech-labs.com), Website: <http://www.ultratech-labs.com>

- Assessed by ITI (UK) Competent Body, NVLAP (USA) Accreditation Body & ACA/AUSTEL (Australia), VCCI (Japan)
- Accredited by Industry Canada (Canada) under ACC-LAB (Europe/Canada MRA and APEC/Canada MRA)
- Recognized/Listed by FCC (USA)
- All test results contained in this engineering test report are traceable to National Institute of Standards and Technology (NIST)

File #: ICOM-204-SAR

June 5, 2009

**6.4.1.1. 1/4 helical whip cut antenna (M/N: FA-SC61UC), length=165mm; 400 MHz; #01**

Test Laboratory: UltraTech Group of Labs.

File Name: [ICOM-214Q\\_FA-SC61UC\(165mm\)\\_Head\\_400MHz\(Lf\).da5](#)

**DUT: ICOM UHF Transceiver; Type: IC-F4011; Serial: 0000001**

**Program Name: Head Front at 400 MHz (165mm)**

Communication System: CW; Frequency: 400 MHz; Duty Cycle: 1:1

Medium parameters used (interpolated):  $f = 400 \text{ MHz}$ ;  $\sigma = 0.82 \text{ mho/m}$ ;  $\epsilon_r = 43.7$ ;  $\rho = 1000 \text{ kg/m}^3$

Phantom section: Flat Section

DASY5 Configuration:

- Probe: EX3DV4 - SN3673; ConvF(9.2, 9.2, 9.2); Calibrated: 2/23/2009
- Sensor-Surface: 2mm (Mechanical Surface Detection)
- Electronics: DAE4 Sn874; Calibrated: 2/17/2009
- Phantom: ELI 4.0; Type: QD OVA 001 BB; Serial: 1057
- Measurement SW: DASY5, V5.0 Build 126; SEMCAD X Version 13.4 Build 125

**Front Face, d=25mm, Pin=4W(EX-Probe)/Zoom Scan (7x7x7) (7x7x7)/Cube 0:** Measurement grid: dx=5mm, dy=5mm, dz=5mm

Reference Value = 98.1 V/m; Power Drift = 0.129 dB

Peak SAR (extrapolated) = 9.26 W/kg

**SAR(1 g) = 7.39 mW/g; SAR(10 g) = 5.57 mW/g**

[Info: Interpolated medium parameters used for SAR evaluation.](#)

Maximum value of SAR (measured) = 8.26 mW/g

**Front Face, d=25mm, Pin=4W(EX-Probe)/Area Scan (71x131x1):** Measurement grid: dx=15mm, dy=15mm

[Info: Interpolated medium parameters used for SAR evaluation.](#)

Maximum value of SAR (interpolated) = 8.01 mW/g

---

**ULTRATECH GROUP OF LABS**

3000 Bristol Circle, Oakville, Ontario, Canada L6H 6G4

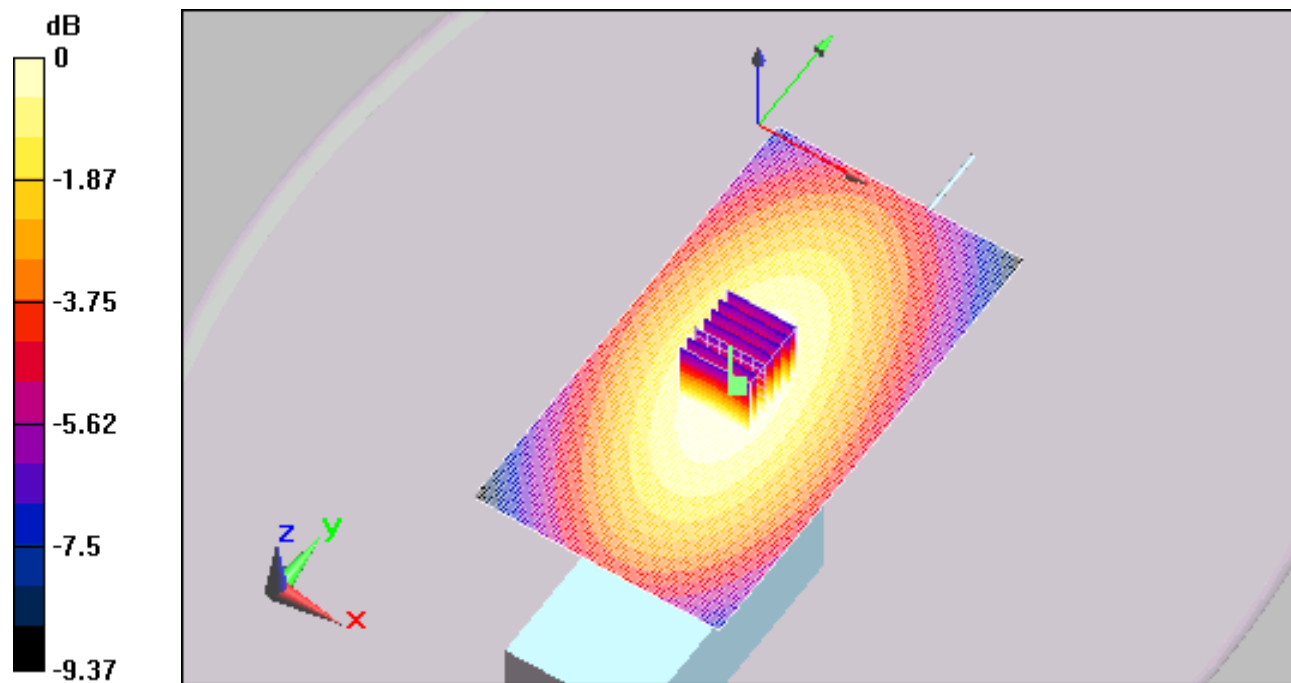
Tel. #: 905-829-1570, Fax. #: 905-829-8050, Email: [vic@ultratech-labs.com](mailto:vic@ultratech-labs.com), Website: <http://www.ultratech-labs.com>

- Assessed by ITI (UK) Competent Body, NVLAP (USA) Accreditation Body & ACA/AUSTEL (Australia), VCCI (Japan)
- Accredited by Industry Canada (Canada) under ACC-LAB (Europe/Canada MRA and APEC/Canada MRA)
- Recognized/Listed by FCC (USA)
- All test results contained in this engineering test report are traceable to National Institute of Standards and Technology (NIST)

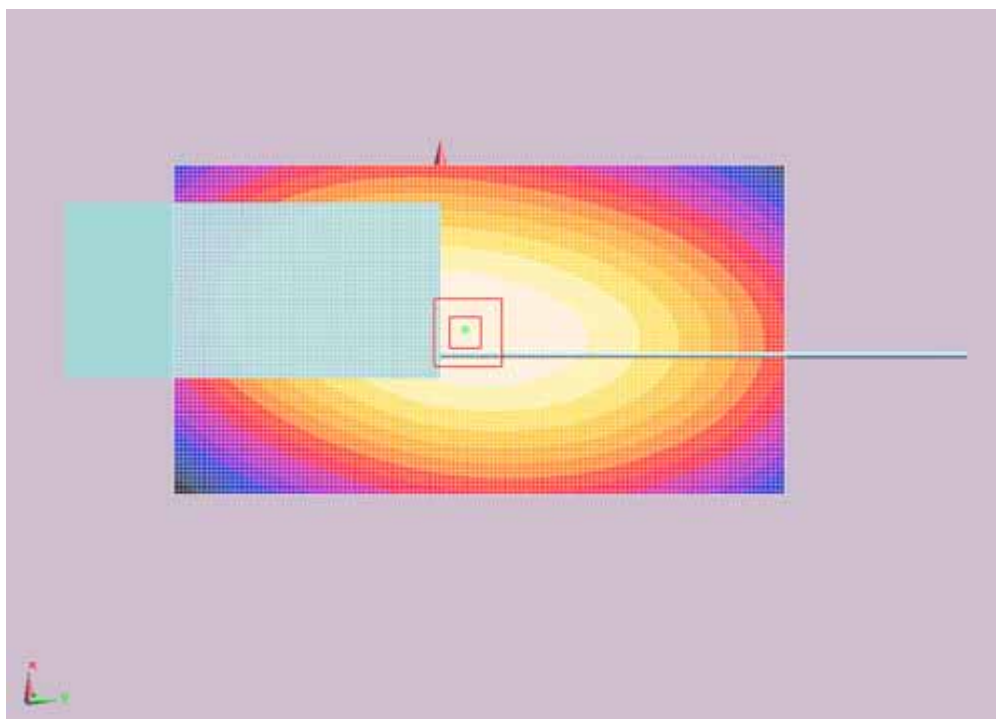
**File #: ICOM-204-SAR**

**June 5, 2009**





0 dB = 7.91mW/g



**ULTRATECH GROUP OF LABS**

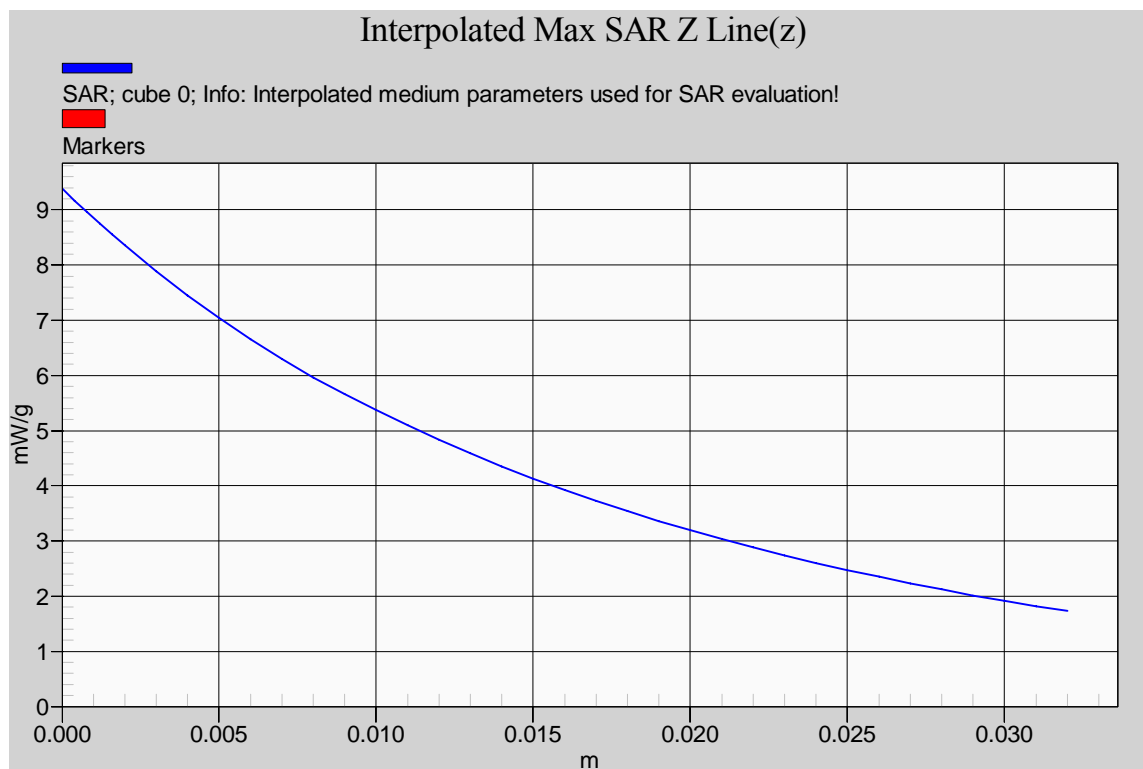
3000 Bristol Circle, Oakville, Ontario, Canada L6H 6G4

Tel. #: 905-829-1570, Fax. #: 905-829-8050, Email: [vic@ultratech-labs.com](mailto:vic@ultratech-labs.com), Website: <http://www.ultratech-labs.com>

- Assessed by ITI (UK) Competent Body, NVLAP (USA) Accreditation Body & ACA/AUSTEL (Australia), VCCI (Japan)
- Accredited by Industry Canada (Canada) under ACC-LAB (Europe/Canada MRA and APEC/Canada MRA)
- Recognized/Listed by FCC (USA)
- All test results contained in this engineering test report are traceable to National Institute of Standards and Technology (NIST)

**File #: ICOM-204-SAR**

**June 5, 2009**

**ULTRATECH GROUP OF LABS**

3000 Bristol Circle, Oakville, Ontario, Canada L6H 6G4

Tel. #: 905-829-1570, Fax. #: 905-829-8050, Email: [vic@ultratech-labs.com](mailto:vic@ultratech-labs.com), Website: <http://www.ultratech-labs.com>

- Assessed by ITI (UK) Competent Body, NVLAP (USA) Accreditation Body & ACA/AUSTEL (Australia), VCCI (Japan)
- Accredited by Industry Canada (Canada) under ACC-LAB (Europe/Canada MRA and APEC/Canada MRA)
- Recognized/Listed by FCC (USA)
- All test results contained in this engineering test report are traceable to National Institute of Standards and Technology (NIST)

**File #: ICOM-204-SAR**

June 5, 2009



**6.4.1.2.  $\frac{1}{4}$  helical whip cut antenna (M/N: FA-SC61UC), length=165mm; 435 MHz; #02**

Test Laboratory: UltraTech Group of Labs.

File Name: [ICOM-214Q\\_FA-SC61UC\(165mm\)\\_Head\\_435MHz\(Mf\).da5](#)**DUT: ICOM UHF Transceiver; Type: IC-F4011; Serial: 0000001****Program Name: Head Front at 435 MHz**

Communication System: CW; Frequency: 435 MHz; Duty Cycle: 1:1

Medium parameters used (interpolated):  $f = 435$  MHz;  $\sigma = 0.855$  mho/m;  $\epsilon_r = 43$ ;  $\rho = 1000$  kg/m<sup>3</sup>

Phantom section: Flat Section

DASY5 Configuration:

- Probe: EX3DV4 - SN3673; ConvF(9.2, 9.2, 9.2); Calibrated: 2/23/2009
- Sensor-Surface: 2mm (Mechanical Surface Detection)
- Electronics: DAE4 Sn874; Calibrated: 2/17/2009
- Phantom: ELI 4.0; Type: QD OVA 001 BB; Serial: 1057
- Measurement SW: DASY5, V5.0 Build 126; SEMCAD X Version 13.4 Build 125

**Front Face, d=25mm, Pin=4W(EX-Probe)/Zoom Scan (7x7x7) (7x7x7)/Cube 0:** Measurement grid: dx=5mm, dy=5mm, dz=5mm

Reference Value = 71.2 V/m; Power Drift = -0.163 dB

Peak SAR (extrapolated) = 4.85 W/kg

**SAR(1 g) = 3.68 mW/g; SAR(10 g) = 2.77 mW/g**[Info: Interpolated medium parameters used for SAR evaluation.](#)

Maximum value of SAR (measured) = 4.31 mW/g

**Front Face, d=25mm, Pin=4W(EX-Probe)/Area Scan (61x101x1):** Measurement grid: dx=15mm, dy=15mm[Info: Interpolated medium parameters used for SAR evaluation.](#)

Maximum value of SAR (interpolated) = 4.29 mW/g

---

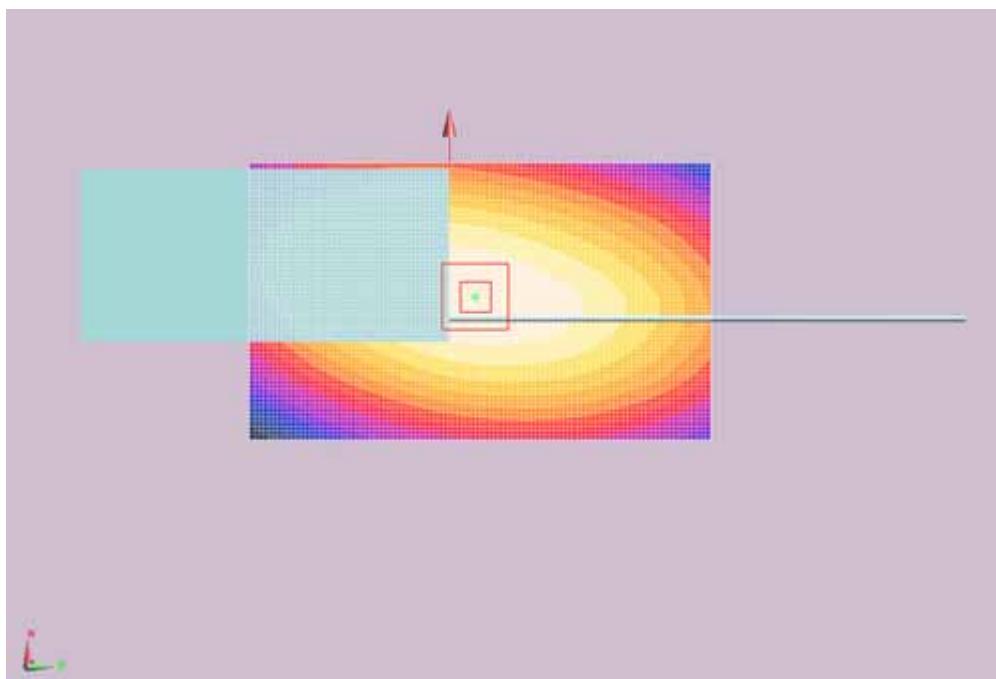
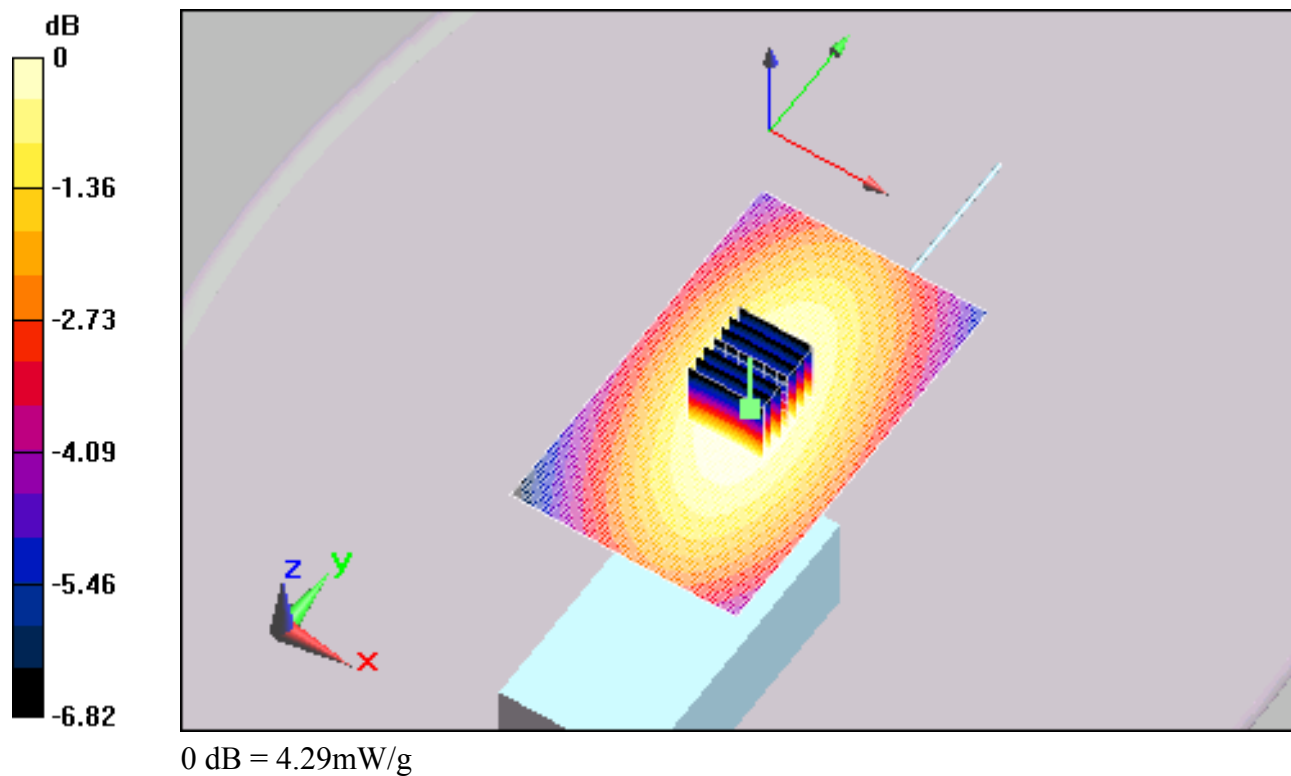
**ULTRATECH GROUP OF LABS**

3000 Bristol Circle, Oakville, Ontario, Canada L6H 6G4

Tel. #: 905-829-1570, Fax. #: 905-829-8050, Email: [vic@ultratech-labs.com](mailto:vic@ultratech-labs.com), Website: <http://www.ultratech-labs.com>

- Assessed by ITI (UK) Competent Body, NVLAP (USA) Accreditation Body & ACA/AUSTEL (Australia), VCCI (Japan)
- Accredited by Industry Canada (Canada) under ACC-LAB (Europe/Canada MRA and APEC/Canada MRA)
- Recognized/Listed by FCC (USA)
- All test results contained in this engineering test report are traceable to National Institute of Standards and Technology (NIST)

**File #: ICOM-204-SAR****June 5, 2009**



**ULTRATECH GROUP OF LABS**

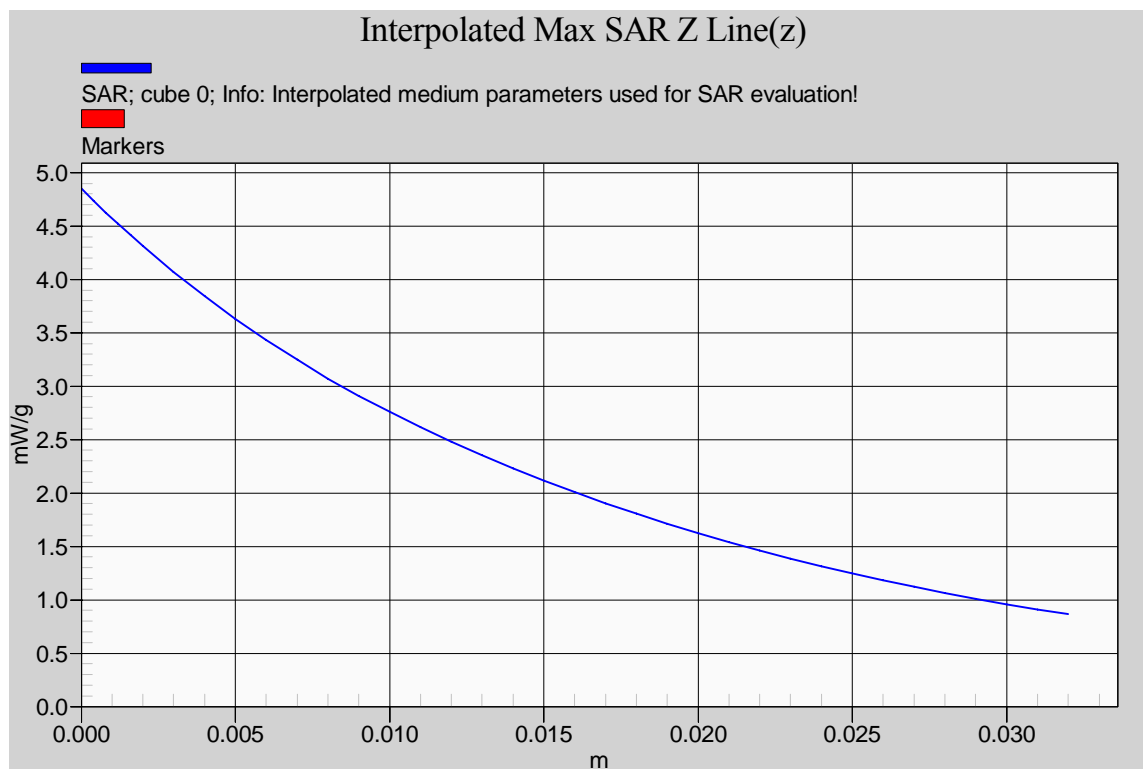
3000 Bristol Circle, Oakville, Ontario, Canada L6H 6G4

Tel. #: 905-829-1570, Fax. #: 905-829-8050, Email: [vic@ultratech-labs.com](mailto:vic@ultratech-labs.com), Website: <http://www.ultratech-labs.com>

- Assessed by ITI (UK) Competent Body, NVLAP (USA) Accreditation Body & ACA/AUSTEL (Australia), VCCI (Japan)
- Accredited by Industry Canada (Canada) under ACC-LAB (Europe/Canada MRA and APEC/Canada MRA)
- Recognized/Listed by FCC (USA)
- All test results contained in this engineering test report are traceable to National Institute of Standards and Technology (NIST)

**File #: ICOM-204-SAR**

**June 5, 2009**

**ULTRATECH GROUP OF LABS**

3000 Bristol Circle, Oakville, Ontario, Canada L6H 6G4

Tel. #: 905-829-1570, Fax. #: 905-829-8050, Email: [vic@ultratech-labs.com](mailto:vic@ultratech-labs.com), Website: <http://www.ultratech-labs.com>

- Assessed by ITI (UK) Competent Body, NVLAP (USA) Accreditation Body & ACA/AUSTEL (Australia), VCCI (Japan)
- Accredited by Industry Canada (Canada) under ACC-LAB (Europe/Canada MRA and APEC/Canada MRA)
- Recognized/Listed by FCC (USA)
- All test results contained in this engineering test report are traceable to National Institute of Standards and Technology (NIST)

**File #: ICOM-204-SAR**

June 5, 2009

**6.4.1.3.  $\frac{1}{4}$  helical whip cut antenna (M/N: FA-SC61UC), length=165mm; 470 MHz; #03**

Test Laboratory: UltraTech Group of Labs.

File Name: [ICOM-214Q\\_FA-SC61UC\(165mm\)\\_Head\\_470MHz\(Hf\).da5](#)**DUT: ICOM UHF Transceiver; Type: IC-F4011; Serial: 0000001****Program Name: Head Front at 470 MHz (165mm)**

Communication System: CW; Frequency: 470 MHz; Duty Cycle: 1:1

Medium parameters used (interpolated):  $f = 470$  MHz;  $\sigma = 0.875$  mho/m;  $\epsilon_r = 42.1$ ;  $\rho = 1000$  kg/m<sup>3</sup>

Phantom section: Flat Section

DASY5 Configuration:

- Probe: EX3DV4 - SN3673; ConvF(9.2, 9.2, 9.2); Calibrated: 2/23/2009
- Sensor-Surface: 2mm (Mechanical Surface Detection)
- Electronics: DAE4 Sn874; Calibrated: 2/17/2009
- Phantom: ELI 4.0; Type: QD OVA 001 BB; Serial: 1057
- Measurement SW: DASY5, V5.0 Build 126; SEMCAD X Version 13.4 Build 125

**Front Face, d=25mm, Pin=4W(EX-Probe)/Zoom Scan (7x7x7) (7x7x7)/Cube 0:** Measurement grid: dx=5mm, dy=5mm, dz=5mm

Reference Value = 46.1 V/m; Power Drift = 0.468 dB

Peak SAR (extrapolated) = 2.32 W/kg

**SAR(1 g) = 1.74 mW/g; SAR(10 g) = 1.29 mW/g**[Info: Interpolated medium parameters used for SAR evaluation.](#)

Maximum value of SAR (measured) = 2.05 mW/g

**Front Face, d=25mm, Pin=4W(EX-Probe)/Area Scan (71x131x1):** Measurement grid: dx=15mm, dy=15mm[Info: Interpolated medium parameters used for SAR evaluation.](#)

Maximum value of SAR (interpolated) = 1.91 mW/g

---

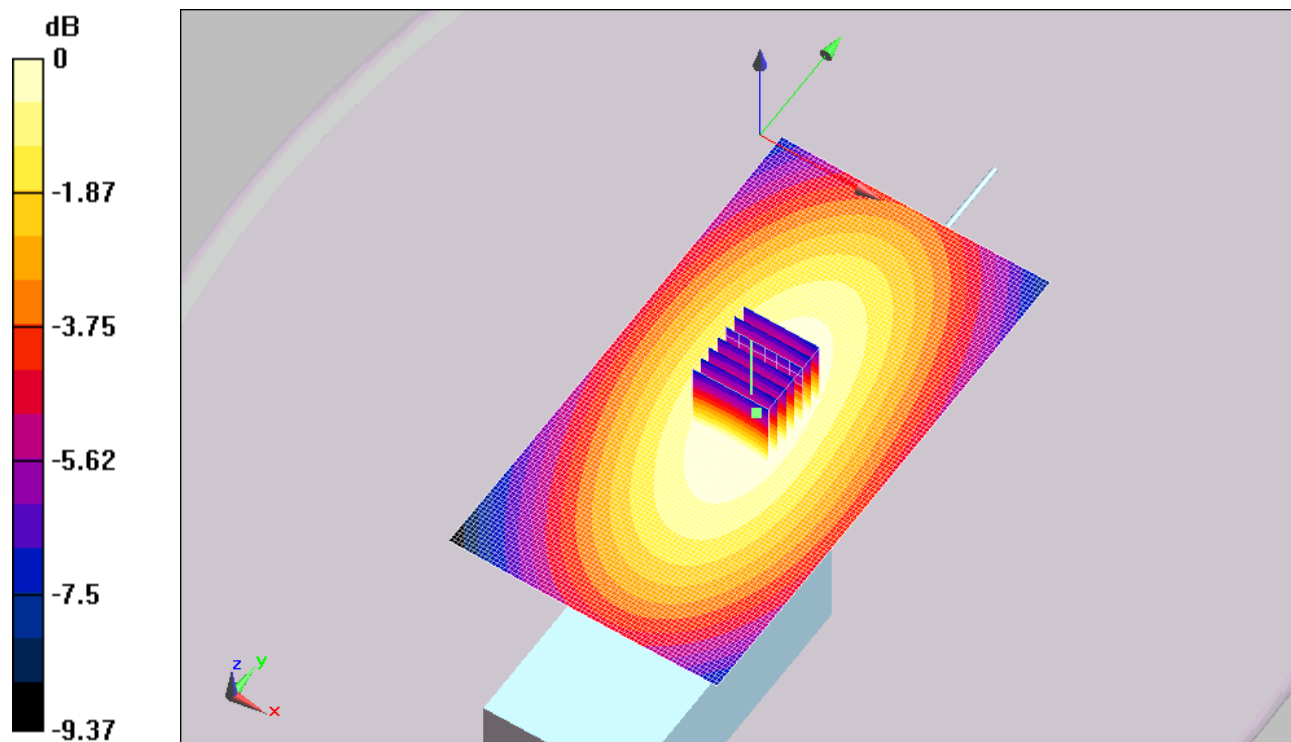
**ULTRATECH GROUP OF LABS**

3000 Bristol Circle, Oakville, Ontario, Canada L6H 6G4

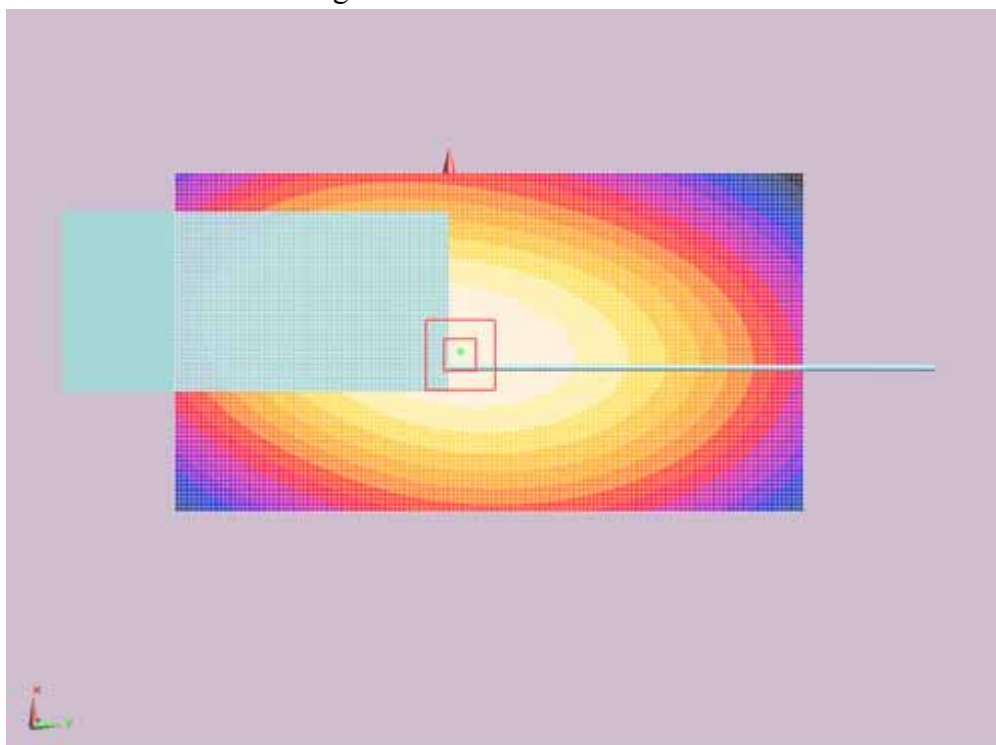
Tel. #: 905-829-1570, Fax. #: 905-829-8050, Email: [vic@ultratech-labs.com](mailto:vic@ultratech-labs.com), Website: <http://www.ultratech-labs.com>

- Assessed by ITI (UK) Competent Body, NVLAP (USA) Accreditation Body & ACA/AUSTEL (Australia), VCCI (Japan)
- Accredited by Industry Canada (Canada) under ACC-LAB (Europe/Canada MRA and APEC/Canada MRA)
- Recognized/Listed by FCC (USA)
- All test results contained in this engineering test report are traceable to National Institute of Standards and Technology (NIST)

**File #: ICOM-204-SAR****June 5, 2009**



0 dB = 1.91mW/g



**ULTRATECH GROUP OF LABS**

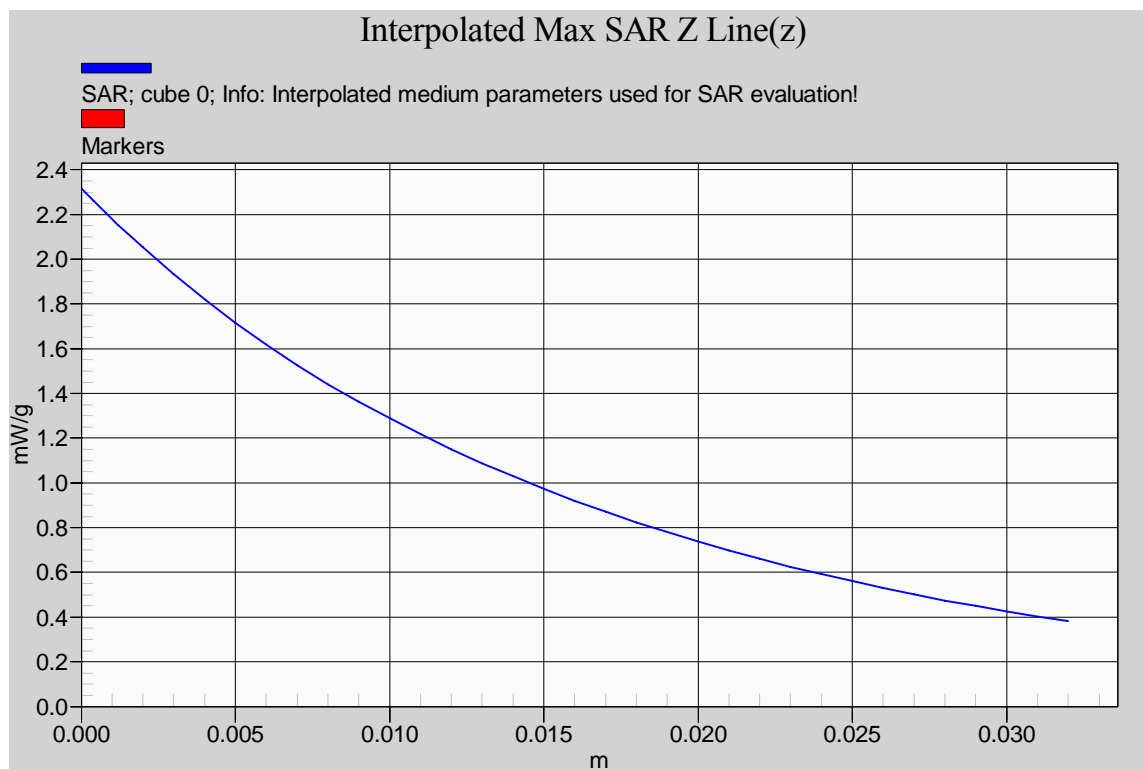
3000 Bristol Circle, Oakville, Ontario, Canada L6H 6G4

Tel. #: 905-829-1570, Fax. #: 905-829-8050, Email: [vic@ultratech-labs.com](mailto:vic@ultratech-labs.com), Website: <http://www.ultratech-labs.com>

- Assessed by ITI (UK) Competent Body, NVLAP (USA) Accreditation Body & ACA/AUSTEL (Australia), VCCI (Japan)
- Accredited by Industry Canada (Canada) under ACC-LAB (Europe/Canada MRA and APEC/Canada MRA)
- Recognized/Listed by FCC (USA)
- All test results contained in this engineering test report are traceable to National Institute of Standards and Technology (NIST)

**File #: ICOM-204-SAR**

**June 5, 2009**

**ULTRATECH GROUP OF LABS**

3000 Bristol Circle, Oakville, Ontario, Canada L6H 6G4

Tel. #: 905-829-1570, Fax. #: 905-829-8050, Email: [vic@ultratech-labs.com](mailto:vic@ultratech-labs.com), Website: <http://www.ultratech-labs.com>

- Assessed by ITI (UK) Competent Body, NVLAP (USA) Accreditation Body & ACA/AUSTEL (Australia), VCCI (Japan)
- Accredited by Industry Canada (Canada) under ACC-LAB (Europe/Canada MRA and APEC/Canada MRA)
- Recognized/Listed by FCC (USA)
- All test results contained in this engineering test report are traceable to National Institute of Standards and Technology (NIST)

**File #: ICOM-204-SAR**

June 5, 2009

**6.4.1.4.  $\frac{1}{4}$  helical whip cut antenna (M/N: FA-SC61UC), length=156mm; 400 MHz; #04**

Test Laboratory: UltraTech Group of Labs.

File Name: [ICOM-214Q\\_FA-SC61UC\(156mm\)\\_Head\\_400MHz\(Lf\).da5](#)

**DUT: ICOM UHF Transceiver; Type: IC-F4011; Serial: 0000001**

**Program Name: Head Front at 400 MHz (156mm)**

Communication System: CW; Frequency: 400 MHz; Duty Cycle: 1:1

Medium parameters used (interpolated):  $f = 400$  MHz;  $\sigma = 0.82$  mho/m;  $\epsilon_r = 43.7$ ;  $\rho = 1000$  kg/m<sup>3</sup>

Phantom section: Flat Section

DASY5 Configuration:

- Probe: EX3DV4 - SN3673; ConvF(9.2, 9.2, 9.2); Calibrated: 2/23/2009
- Sensor-Surface: 2mm (Mechanical Surface Detection)
- Electronics: DAE4 Sn874; Calibrated: 2/17/2009
- Phantom: ELI 4.0; Type: QD OVA 001 BB; Serial: 1057
- Measurement SW: DASY5, V5.0 Build 126; SEMCAD X Version 13.4 Build 125

**Front Face, d=25mm, Pin=4W(EX-Probe)/Zoom Scan (7x7x7) (7x7x7)/Cube 0:** Measurement grid: dx=5mm, dy=5mm, dz=5mm

Reference Value = 83.6 V/m; Power Drift = 0.251 dB

Peak SAR (extrapolated) = 6.6 W/kg

**SAR(1 g) = 5.23 mW/g; SAR(10 g) = 3.93 mW/g**

[Info: Interpolated medium parameters used for SAR evaluation.](#)

**Warning: Maximum averaged SAR over 10 g is located on the boundary of the measurement cube. This cube might not incorporate the absolute averaged SAR. Please consider a refinement of the Area Scan measurement.**

Maximum value of SAR (measured) = 5.87 mW/g

**Front Face, d=25mm, Pin=4W(EX-Probe)/Area Scan (71x131x1):** Measurement grid: dx=15mm, dy=15mm

[Info: Interpolated medium parameters used for SAR evaluation.](#)

Maximum value of SAR (interpolated) = 5.5 mW/g

---

**ULTRATECH GROUP OF LABS**

3000 Bristol Circle, Oakville, Ontario, Canada L6H 6G4

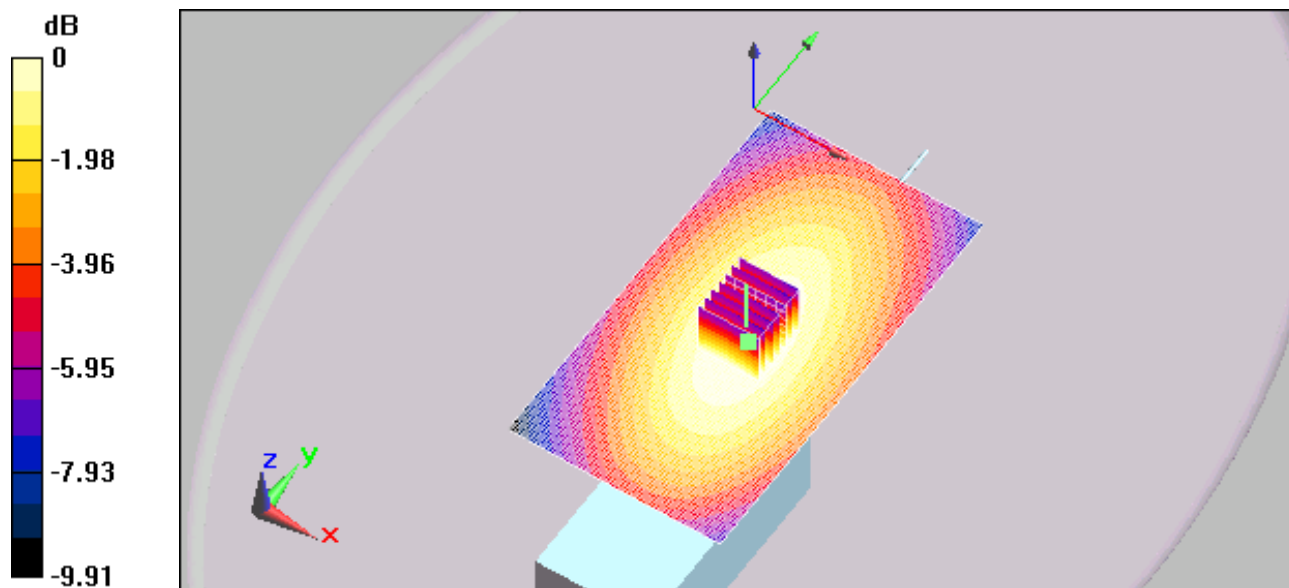
Tel. #: 905-829-1570, Fax. #: 905-829-8050, Email: [vic@ultratech-labs.com](mailto:vic@ultratech-labs.com), Website: <http://www.ultratech-labs.com>

- Assessed by ITI (UK) Competent Body, NVLAP (USA) Accreditation Body & ACA/AUSTEL (Australia), VCCI (Japan)
- Accredited by Industry Canada (Canada) under ACC-LAB (Europe/Canada MRA and APEC/Canada MRA)
- Recognized/Listed by FCC (USA)
- All test results contained in this engineering test report are traceable to National Institute of Standards and Technology (NIST)

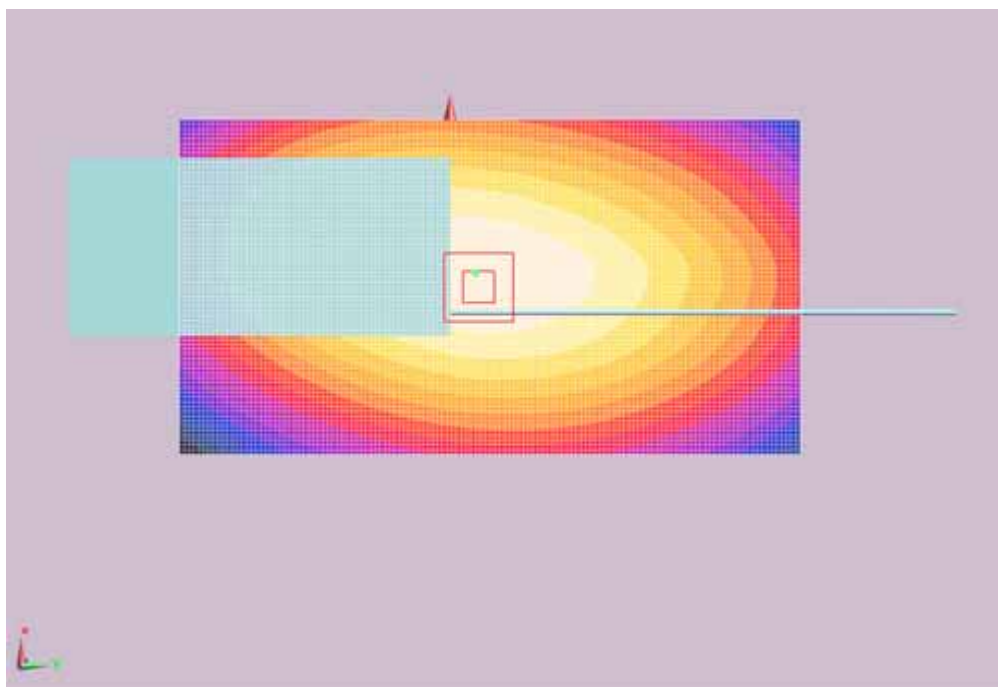
**File #: ICOM-204-SAR**

**June 5, 2009**





0 dB = 5.5mW/g



**ULTRATECH GROUP OF LABS**

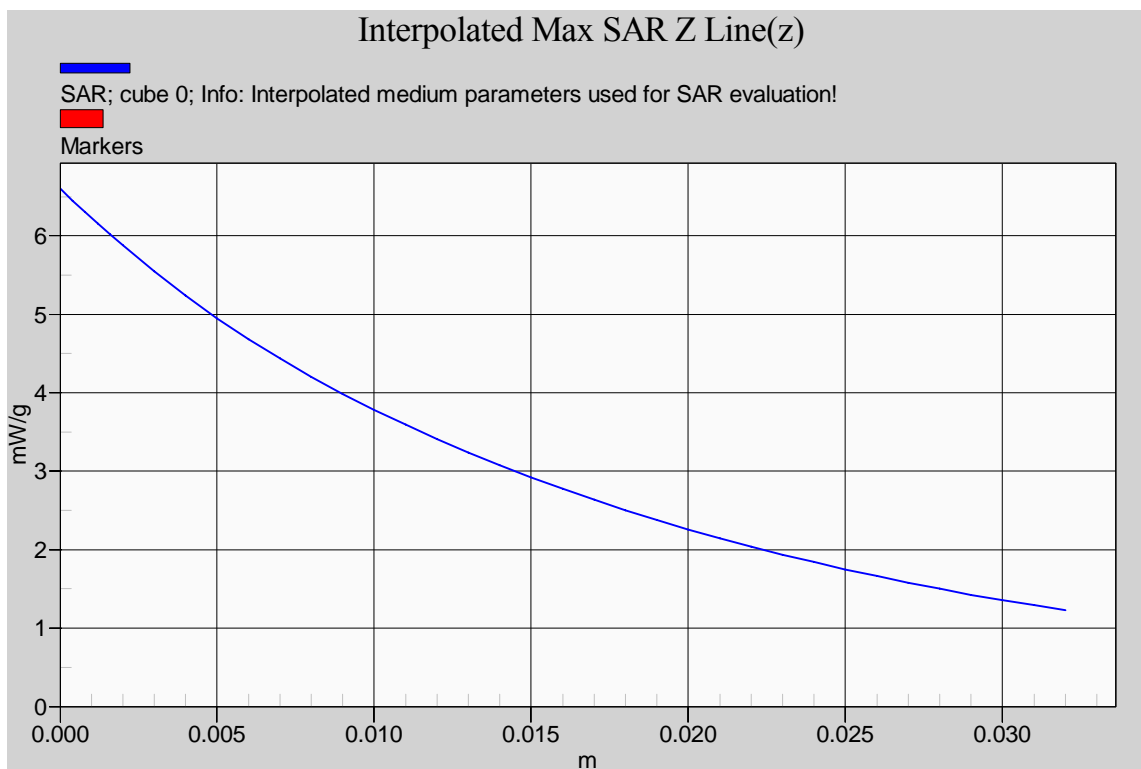
3000 Bristol Circle, Oakville, Ontario, Canada L6H 6G4

Tel. #: 905-829-1570, Fax. #: 905-829-8050, Email: [vic@ultratech-labs.com](mailto:vic@ultratech-labs.com), Website: <http://www.ultratech-labs.com>

- Assessed by ITI (UK) Competent Body, NVLAP (USA) Accreditation Body & ACA/AUSTEL (Australia), VCCI (Japan)
- Accredited by Industry Canada (Canada) under ACC-LAB (Europe/Canada MRA and APEC/Canada MRA)
- Recognized/Listed by FCC (USA)
- All test results contained in this engineering test report are traceable to National Institute of Standards and Technology (NIST)

**File #: ICOM-204-SAR**

**June 5, 2009**

**ULTRATECH GROUP OF LABS**

3000 Bristol Circle, Oakville, Ontario, Canada L6H 6G4

Tel. #: 905-829-1570, Fax. #: 905-829-8050, Email: [vic@ultratech-labs.com](mailto:vic@ultratech-labs.com), Website: <http://www.ultratech-labs.com>

- Assessed by ITI (UK) Competent Body, NVLAP (USA) Accreditation Body & ACA/AUSTEL (Australia), VCCI (Japan)
- Accredited by Industry Canada (Canada) under ACC-LAB (Europe/Canada MRA and APEC/Canada MRA)
- Recognized/Listed by FCC (USA)
- All test results contained in this engineering test report are traceable to National Institute of Standards and Technology (NIST)

**File #: ICOM-204-SAR**

June 5, 2009

**6.4.1.5.  $\frac{1}{4}$  helical whip cut antenna (M/N: FA-SC61UC), length=156mm; 420 MHz; #05**

Test Laboratory: UltraTech Group of Labs.

File Name: [ICOM-214Q\\_FA-SC61UC\(156mm\)\\_Head\\_420MHz\(Mf\).da5](#)**DUT: ICOM UHF Transceiver; Type: IC-F4011; Serial: 0000001****Program Name: Head Front at 420 MHz (156mm)**

Communication System: CW; Frequency: 420 MHz; Duty Cycle: 1:1

Medium parameters used (interpolated):  $f = 420$  MHz;  $\sigma = 0.842$  mho/m;  $\epsilon_r = 43.3$ ;  $\rho = 1000$  kg/m<sup>3</sup>

Phantom section: Flat Section

DASY5 Configuration:

- Probe: EX3DV4 - SN3673; ConvF(9.2, 9.2, 9.2); Calibrated: 2/23/2009
- Sensor-Surface: 2mm (Mechanical Surface Detection)
- Electronics: DAE4 Sn874; Calibrated: 2/17/2009
- Phantom: ELI 4.0; Type: QD OVA 001 BB; Serial: 1057
- Measurement SW: DASY5, V5.0 Build 126; SEMCAD X Version 13.4 Build 125

**Front Face, d=25mm, Pin=4W(EX-Probe)/Zoom Scan (7x7x7) (7x7x7)/Cube 0:** Measurement grid: dx=5mm, dy=5mm, dz=5mm

Reference Value = 92.1 V/m; Power Drift = -0.207 dB

Peak SAR (extrapolated) = 7.72 W/kg

**SAR(1 g) = 5.97 mW/g; SAR(10 g) = 4.47 mW/g**[Info: Interpolated medium parameters used for SAR evaluation.](#)

Maximum value of SAR (measured) = 6.85 mW/g

**Front Face, d=25mm, Pin=4W(EX-Probe)/Area Scan (71x131x1):** Measurement grid: dx=15mm, dy=15mm[Info: Interpolated medium parameters used for SAR evaluation.](#)

Maximum value of SAR (interpolated) = 6.88 mW/g

---

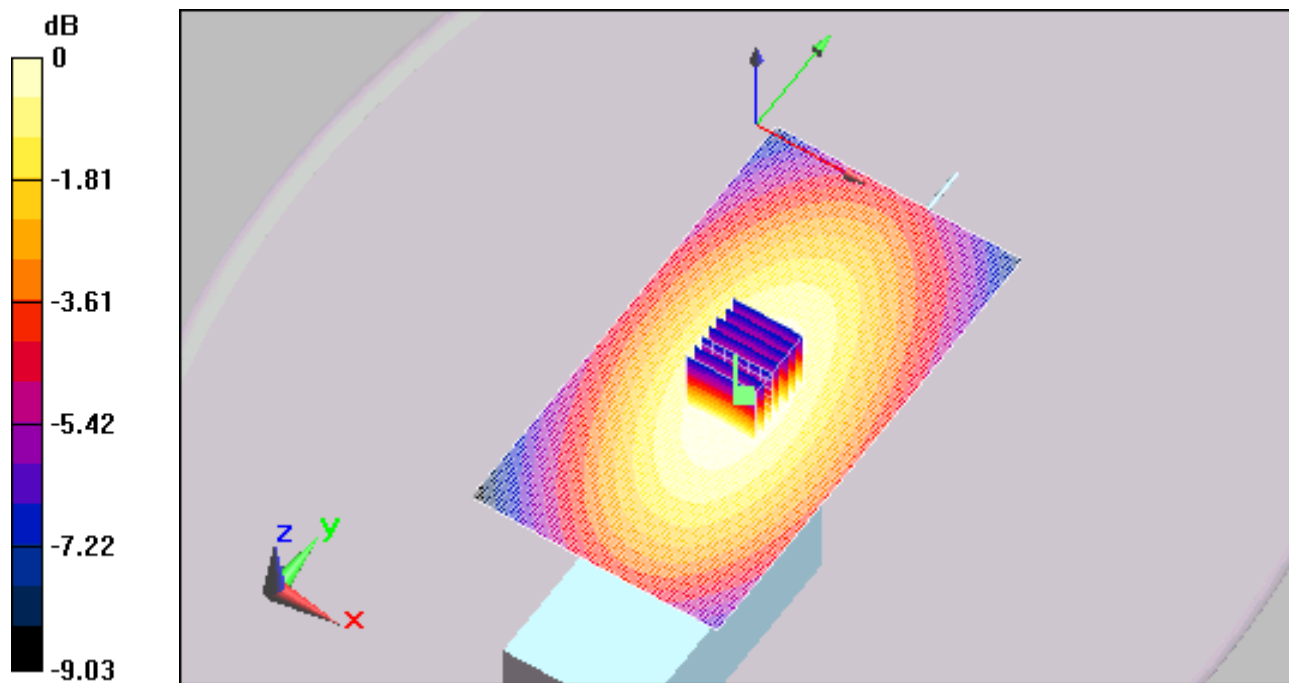
**ULTRATECH GROUP OF LABS**

3000 Bristol Circle, Oakville, Ontario, Canada L6H 6G4

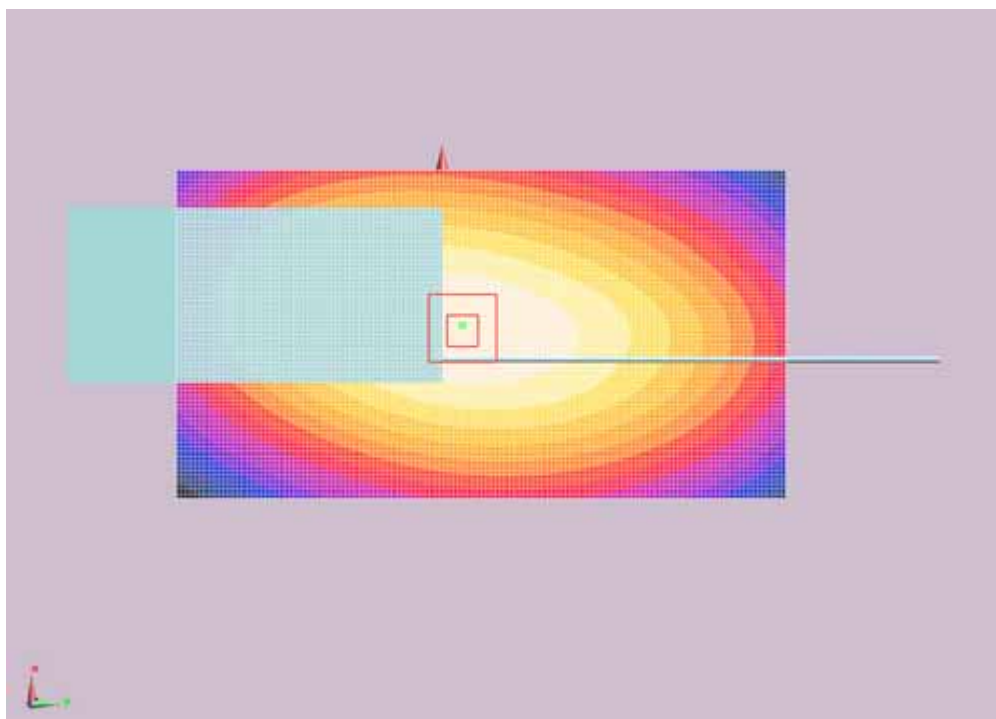
Tel. #: 905-829-1570, Fax. #: 905-829-8050, Email: [vic@ultratech-labs.com](mailto:vic@ultratech-labs.com), Website: <http://www.ultratech-labs.com>

- Assessed by ITI (UK) Competent Body, NVLAP (USA) Accreditation Body & ACA/AUSTEL (Australia), VCCI (Japan)
- Accredited by Industry Canada (Canada) under ACC-LAB (Europe/Canada MRA and APEC/Canada MRA)
- Recognized/Listed by FCC (USA)
- All test results contained in this engineering test report are traceable to National Institute of Standards and Technology (NIST)

**File #: ICOM-204-SAR****June 5, 2009**



0 dB = 6.88mW/g



**ULTRATECH GROUP OF LABS**

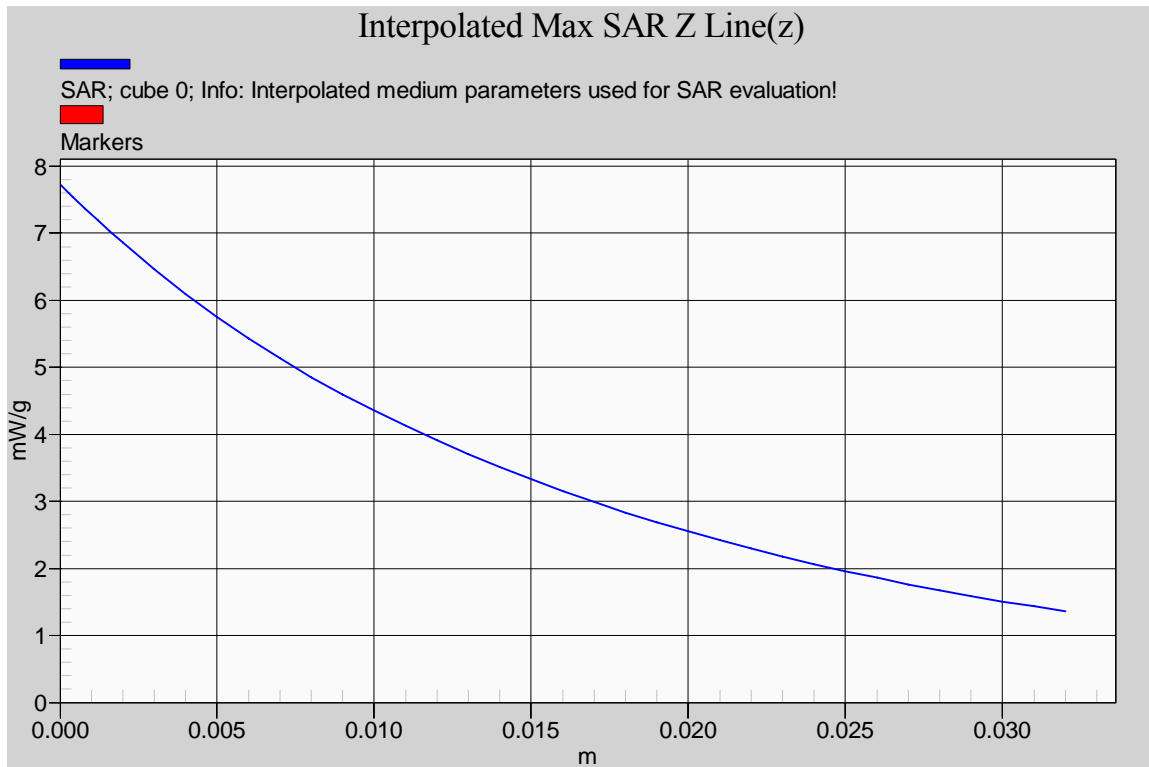
3000 Bristol Circle, Oakville, Ontario, Canada L6H 6G4

Tel. #: 905-829-1570, Fax. #: 905-829-8050, Email: [vic@ultratech-labs.com](mailto:vic@ultratech-labs.com), Website: <http://www.ultratech-labs.com>

- Assessed by ITI (UK) Competent Body, NVLAP (USA) Accreditation Body & ACA/AUSTEL (Australia), VCCI (Japan)
- Accredited by Industry Canada (Canada) under ACC-LAB (Europe/Canada MRA and APEC/Canada MRA)
- Recognized/Listed by FCC (USA)
- All test results contained in this engineering test report are traceable to National Institute of Standards and Technology (NIST)

**File #: ICOM-204-SAR**

**June 5, 2009**

**ULTRATECH GROUP OF LABS**

3000 Bristol Circle, Oakville, Ontario, Canada L6H 6G4

Tel. #: 905-829-1570, Fax. #: 905-829-8050, Email: [vic@ultratech-labs.com](mailto:vic@ultratech-labs.com), Website: <http://www.ultratech-labs.com>

- Assessed by ITI (UK) Competent Body, NVLAP (USA) Accreditation Body & ACA/AUSTEL (Australia), VCCI (Japan)
- Accredited by Industry Canada (Canada) under ACC-LAB (Europe/Canada MRA and APEC/Canada MRA)
- Recognized/Listed by FCC (USA)
- All test results contained in this engineering test report are traceable to National Institute of Standards and Technology (NIST)

**File #: ICOM-204-SAR**

June 5, 2009

**6.4.1.6.  $\frac{1}{4}$  helical whip cut antenna (M/N: FA-SC61UC), length=156mm; 470 MHz; #06**

Test Laboratory: UltraTech Group of Labs.

File Name: [ICOM-214Q\\_FA-SC61UC\(156mm\)\\_Head\\_470MHz\(Hf\).da5](#)**DUT: ICOM UHF Transceiver; Type: IC-F4011; Serial: 0000001****Program Name: Head Front at 470 MHz (156mm)**

Communication System: CW; Frequency: 470 MHz; Duty Cycle: 1:1

Medium parameters used (interpolated):  $f = 470$  MHz;  $\sigma = 0.875$  mho/m;  $\epsilon_r = 42.1$ ;  $\rho = 1000$  kg/m<sup>3</sup>

Phantom section: Flat Section

DASY5 Configuration:

- Probe: EX3DV4 - SN3673; ConvF(9.2, 9.2, 9.2); Calibrated: 2/23/2009
- Sensor-Surface: 2mm (Mechanical Surface Detection)
- Electronics: DAE4 Sn874; Calibrated: 2/17/2009
- Phantom: ELI 4.0; Type: QD OVA 001 BB; Serial: 1057
- Measurement SW: DASY5, V5.0 Build 126; SEMCAD X Version 13.4 Build 125

**Front Face, d=25mm, Pin=4W(EX-Probe)/Zoom Scan (7x7x7) (7x7x7)/Cube 0:** Measurement grid: dx=5mm, dy=5mm, dz=5mm

Reference Value = 57.2 V/m; Power Drift = 0.185 dB

Peak SAR (extrapolated) = 3.37 W/kg

**SAR(1 g) = 2.49 mW/g; SAR(10 g) = 1.85 mW/g**[Info: Interpolated medium parameters used for SAR evaluation.](#)

Maximum value of SAR (measured) = 2.98 mW/g

**Front Face, d=25mm, Pin=4W(EX-Probe)/Area Scan (71x131x1):** Measurement grid: dx=15mm, dy=15mm[Info: Interpolated medium parameters used for SAR evaluation.](#)

Maximum value of SAR (interpolated) = 2.86 mW/g

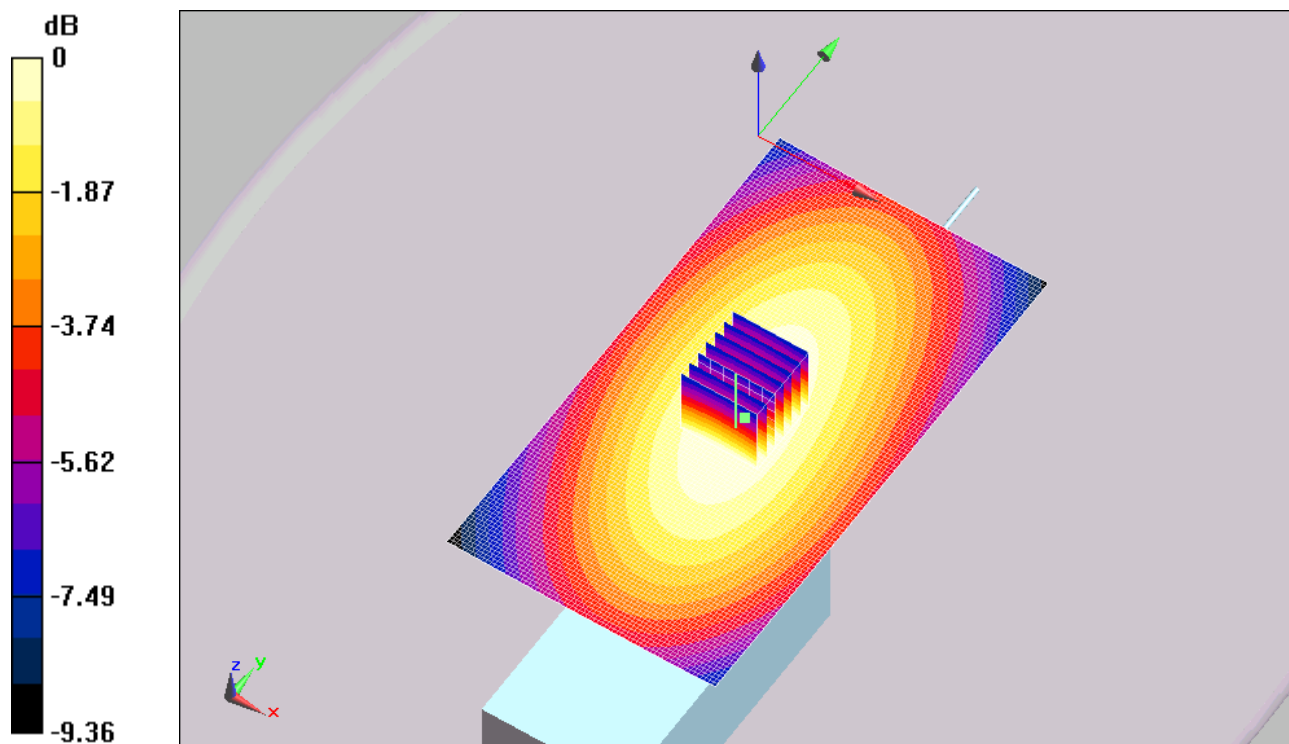
**ULTRATECH GROUP OF LABS**

3000 Bristol Circle, Oakville, Ontario, Canada L6H 6G4

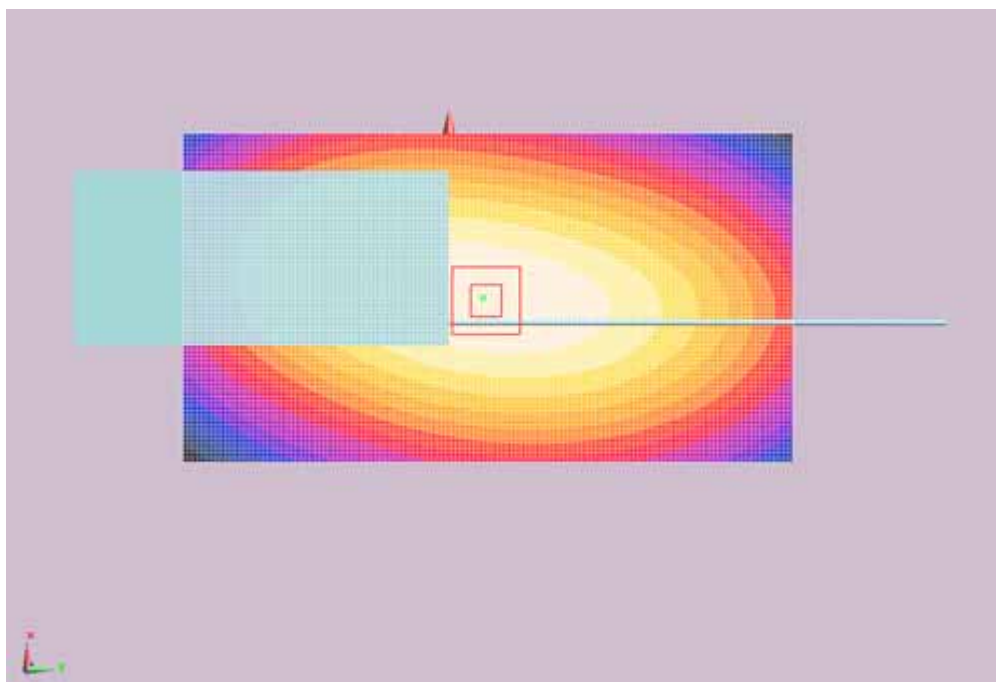
Tel. #: 905-829-1570, Fax. #: 905-829-8050, Email: [vic@ultratech-labs.com](mailto:vic@ultratech-labs.com), Website: <http://www.ultratech-labs.com>

- Assessed by ITI (UK) Competent Body, NVLAP (USA) Accreditation Body & ACA/AUSTEL (Australia), VCCI (Japan)
- Accredited by Industry Canada (Canada) under ACC-LAB (Europe/Canada MRA and APEC/Canada MRA)
- Recognized/Listed by FCC (USA)
- All test results contained in this engineering test report are traceable to National Institute of Standards and Technology (NIST)

**File #: ICOM-204-SAR****June 5, 2009**



0 dB = 2.86mW/g



**ULTRATECH GROUP OF LABS**

3000 Bristol Circle, Oakville, Ontario, Canada L6H 6G4

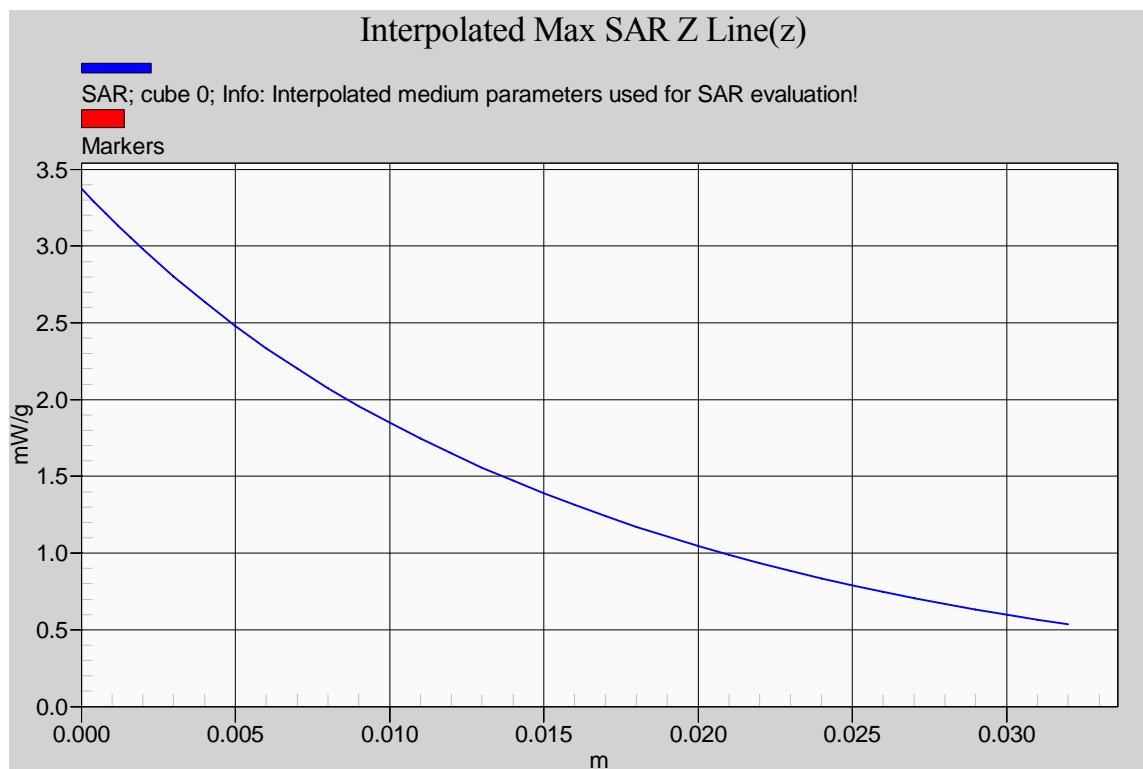
Tel. #: 905-829-1570, Fax. #: 905-829-8050, Email: [vic@ultratech-labs.com](mailto:vic@ultratech-labs.com), Website: <http://www.ultratech-labs.com>

- Assessed by ITI (UK) Competent Body, NVLAP (USA) Accreditation Body & ACA/AUSTEL (Australia), VCCI (Japan)
- Accredited by Industry Canada (Canada) under ACC-LAB (Europe/Canada MRA and APEC/Canada MRA)
- Recognized/Listed by FCC (USA)
- All test results contained in this engineering test report are traceable to National Institute of Standards and Technology (NIST)

**File #: ICOM-204-SAR**

**June 5, 2009**



**ULTRATECH GROUP OF LABS**

3000 Bristol Circle, Oakville, Ontario, Canada L6H 6G4

Tel. #: 905-829-1570, Fax. #: 905-829-8050, Email: [vic@ultratech-labs.com](mailto:vic@ultratech-labs.com), Website: <http://www.ultratech-labs.com>

- Assessed by ITI (UK) Competent Body, NVLAP (USA) Accreditation Body & ACA/AUSTEL (Australia), VCCI (Japan)
- Accredited by Industry Canada (Canada) under ACC-LAB (Europe/Canada MRA and APEC/Canada MRA)
- Recognized/Listed by FCC (USA)
- All test results contained in this engineering test report are traceable to National Institute of Standards and Technology (NIST)

**File #: ICOM-204-SAR**

June 5, 2009

**6.4.1.7.  $\frac{1}{4}$  helical whip cut antenna (M/N: FA-SC61UC), length=148mm; 400 MHz; #08**

Test Laboratory: UltraTech Group of Labs.

File Name: [ICOM-214Q\\_FA-SC61UC\(148mm\)\\_Head\\_400MHz\(Lf\).da5](#)**DUT: ICOM UHF Transceiver; Type: IC-F4011; Serial: 0000001****Program Name: Head Front at 400 MHz (148mm)**

Communication System: CW; Frequency: 400 MHz; Duty Cycle: 1:1

Medium parameters used (interpolated):  $f = 400$  MHz;  $\sigma = 0.82$  mho/m;  $\epsilon_r = 43.7$ ;  $\rho = 1000$  kg/m<sup>3</sup>

Phantom section: Flat Section

DASY5 Configuration:

- Probe: EX3DV4 - SN3673; ConvF(9.2, 9.2, 9.2); Calibrated: 2/23/2009
- Sensor-Surface: 2mm (Mechanical Surface Detection)
- Electronics: DAE4 Sn874; Calibrated: 2/17/2009
- Phantom: ELI 4.0; Type: QD OVA 001 BB; Serial: 1057
- Measurement SW: DASY5, V5.0 Build 126; SEMCAD X Version 13.4 Build 125

**Front Face, d=25mm, Pin=4W(EX-Probe)/Zoom Scan (7x7x7) (7x7x7)/Cube 0:** Measurement grid: dx=5mm, dy=5mm, dz=5mm

Reference Value = 61.6 V/m; Power Drift = 0.435 dB

Peak SAR (extrapolated) = 3.82 W/kg

**SAR(1 g) = 3.01 mW/g; SAR(10 g) = 2.25 mW/g**[Info: Interpolated medium parameters used for SAR evaluation.](#)

Maximum value of SAR (measured) = 3.39 mW/g

**Front Face, d=25mm, Pin=4W(EX-Probe)/Area Scan (71x131x1):** Measurement grid: dx=15mm, dy=15mm[Info: Interpolated medium parameters used for SAR evaluation.](#)

Maximum value of SAR (interpolated) = 3.04 mW/g

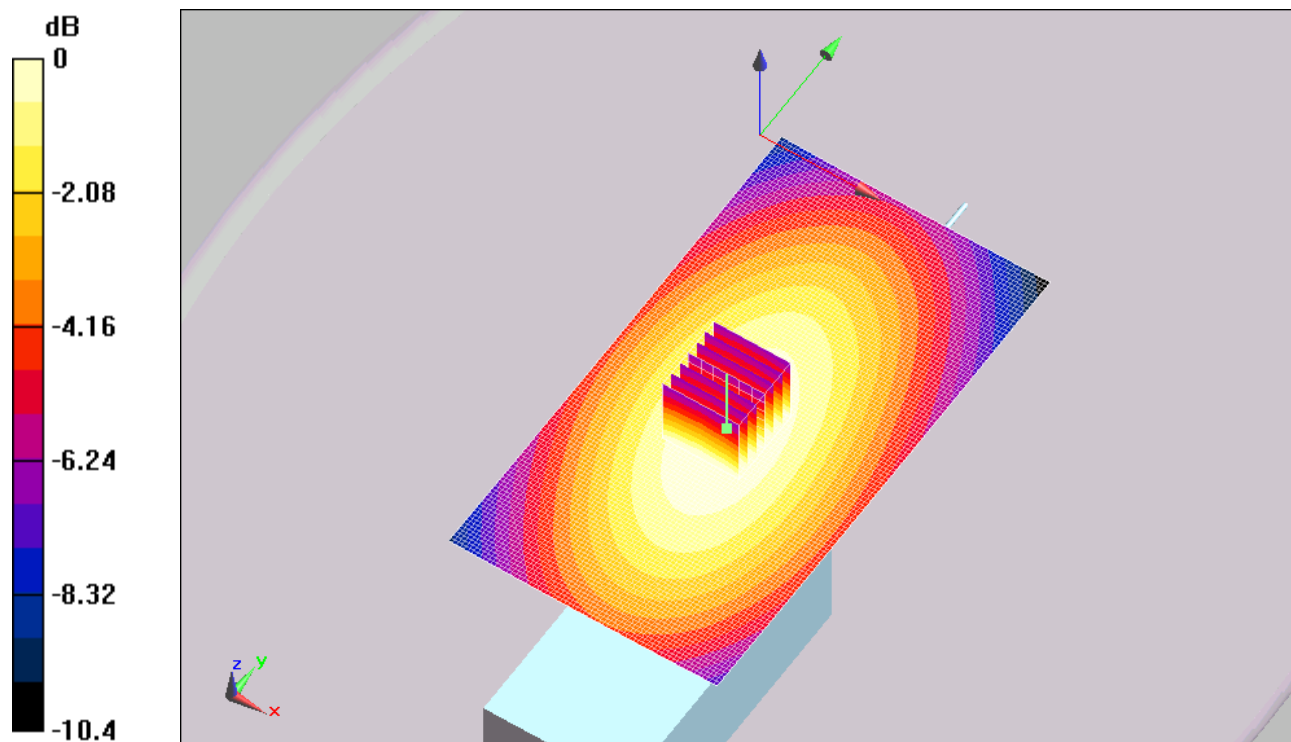
**ULTRATECH GROUP OF LABS**

3000 Bristol Circle, Oakville, Ontario, Canada L6H 6G4

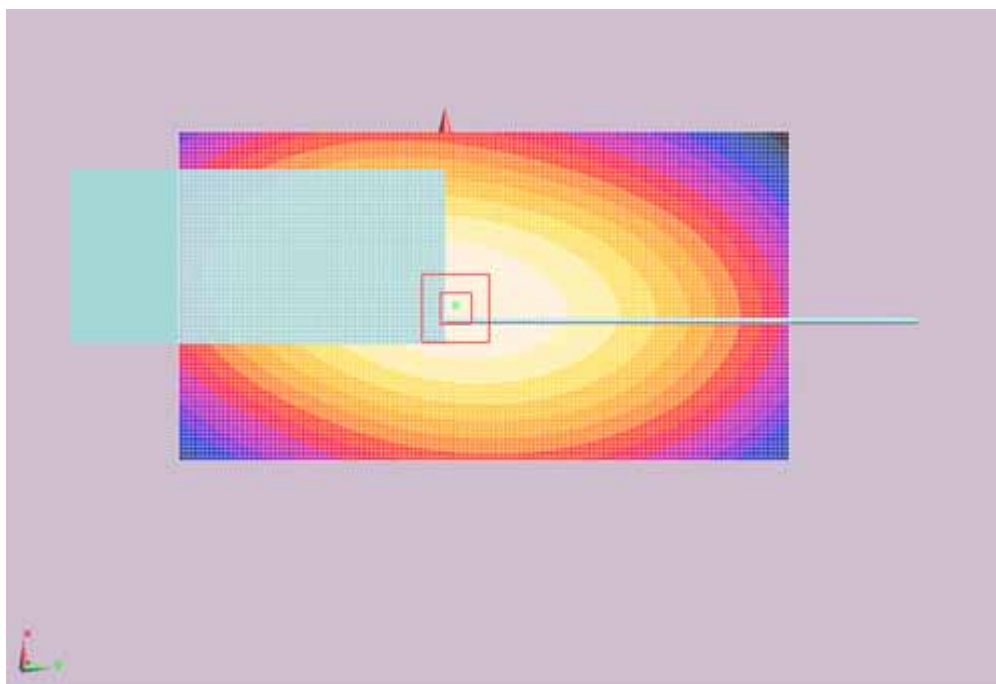
Tel. #: 905-829-1570, Fax. #: 905-829-8050, Email: [vic@ultratech-labs.com](mailto:vic@ultratech-labs.com), Website: <http://www.ultratech-labs.com>

- Assessed by ITI (UK) Competent Body, NVLAP (USA) Accreditation Body & ACA/AUSTEL (Australia), VCCI (Japan)
- Accredited by Industry Canada (Canada) under ACC-LAB (Europe/Canada MRA and APEC/Canada MRA)
- Recognized/Listed by FCC (USA)
- All test results contained in this engineering test report are traceable to National Institute of Standards and Technology (NIST)

**File #: ICOM-204-SAR****June 5, 2009**



0 dB = 3.04mW/g



**ULTRATECH GROUP OF LABS**

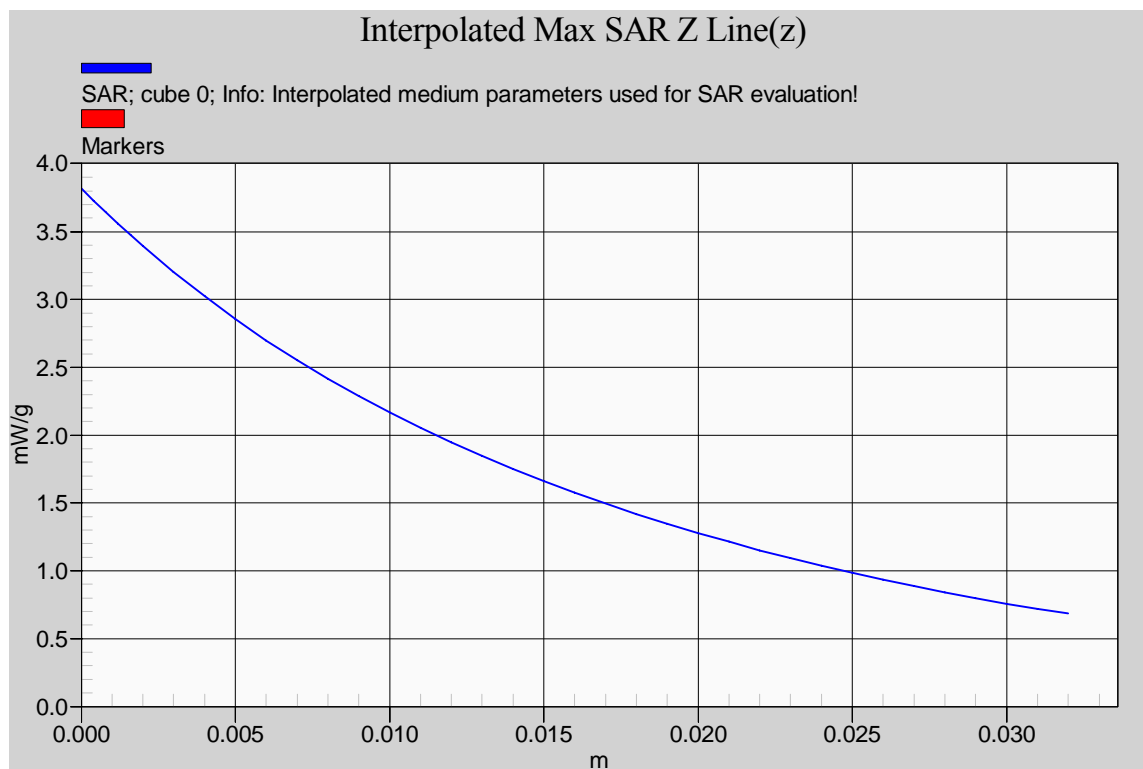
3000 Bristol Circle, Oakville, Ontario, Canada L6H 6G4

Tel. #: 905-829-1570, Fax. #: 905-829-8050, Email: [vic@ultratech-labs.com](mailto:vic@ultratech-labs.com), Website: <http://www.ultratech-labs.com>

- Assessed by ITI (UK) Competent Body, NVLAP (USA) Accreditation Body & ACA/AUSTEL (Australia), VCCI (Japan)
- Accredited by Industry Canada (Canada) under ACC-LAB (Europe/Canada MRA and APEC/Canada MRA)
- Recognized/Listed by FCC (USA)
- All test results contained in this engineering test report are traceable to National Institute of Standards and Technology (NIST)

**File #: ICOM-204-SAR**

**June 5, 2009**

**ULTRATECH GROUP OF LABS**

3000 Bristol Circle, Oakville, Ontario, Canada L6H 6G4

Tel. #: 905-829-1570, Fax. #: 905-829-8050, Email: [vic@ultratech-labs.com](mailto:vic@ultratech-labs.com), Website: <http://www.ultratech-labs.com>

- Assessed by ITI (UK) Competent Body, NVLAP (USA) Accreditation Body & ACA/AUSTEL (Australia), VCCI (Japan)
- Accredited by Industry Canada (Canada) under ACC-LAB (Europe/Canada MRA and APEC/Canada MRA)
- Recognized/Listed by FCC (USA)
- All test results contained in this engineering test report are traceable to National Institute of Standards and Technology (NIST)

**File #: ICOM-204-SAR**

June 5, 2009

**6.4.1.8.  $\frac{1}{4}$  helical whip cut antenna (M/N: FA-SC61UC), length=148mm; 440 MHz; #09**

Test Laboratory: UltraTech Group of Labs.

File Name: [ICOM-214Q\\_FA-SC61UC\(148mm\)\\_Head\\_440MHz\(Mf\).da5](#)

**DUT: ICOM UHF Transceiver; Type: IC-F4011; Serial: 0000001**

**Program Name: Head Front at 440 MHz (148mm)**

Communication System: CW; Frequency: 440 MHz; Duty Cycle: 1:1

Medium parameters used (interpolated):  $f = 440$  MHz;  $\sigma = 0.858$  mho/m;  $\epsilon_r = 42.9$ ;  $\rho = 1000$  kg/m<sup>3</sup>

Phantom section: Flat Section

DASY5 Configuration:

- Probe: EX3DV4 - SN3673; ConvF(9.2, 9.2, 9.2); Calibrated: 2/23/2009
- Sensor-Surface: 2mm (Mechanical Surface Detection)
- Electronics: DAE4 Sn874; Calibrated: 2/17/2009
- Phantom: ELI 4.0; Type: QD OVA 001 BB; Serial: 1057
- Measurement SW: DASY5, V5.0 Build 126; SEMCAD X Version 13.4 Build 125

**Front Face, d=25mm, Pin=4W(EX-Probe)/Zoom Scan (7x7x7) (7x7x7)/Cube 0:** Measurement grid: dx=5mm, dy=5mm, dz=5mm

Reference Value = 83.8 V/m; Power Drift = -0.140 dB

Peak SAR (extrapolated) = 6.76 W/kg

**SAR(1 g) = 5.1 mW/g; SAR(10 g) = 3.8 mW/g**

[Info: Interpolated medium parameters used for SAR evaluation.](#)

Maximum value of SAR (measured) = 5.98 mW/g

**Front Face, d=25mm, Pin=4W(EX-Probe)/Area Scan (71x131x1):** Measurement grid: dx=15mm, dy=15mm

[Info: Interpolated medium parameters used for SAR evaluation.](#)

Maximum value of SAR (interpolated) = 6 mW/g

---

**ULTRATECH GROUP OF LABS**

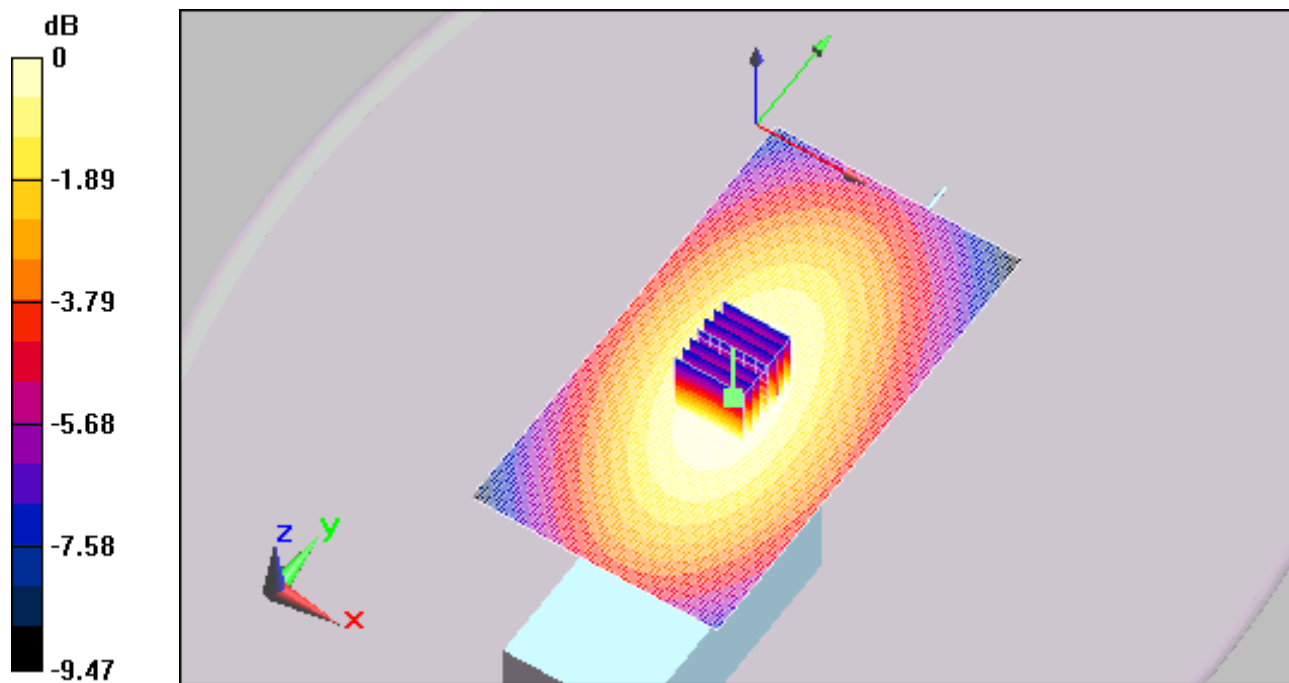
3000 Bristol Circle, Oakville, Ontario, Canada L6H 6G4

Tel. #: 905-829-1570, Fax. #: 905-829-8050, Email: [vic@ultratech-labs.com](mailto:vic@ultratech-labs.com), Website: <http://www.ultratech-labs.com>

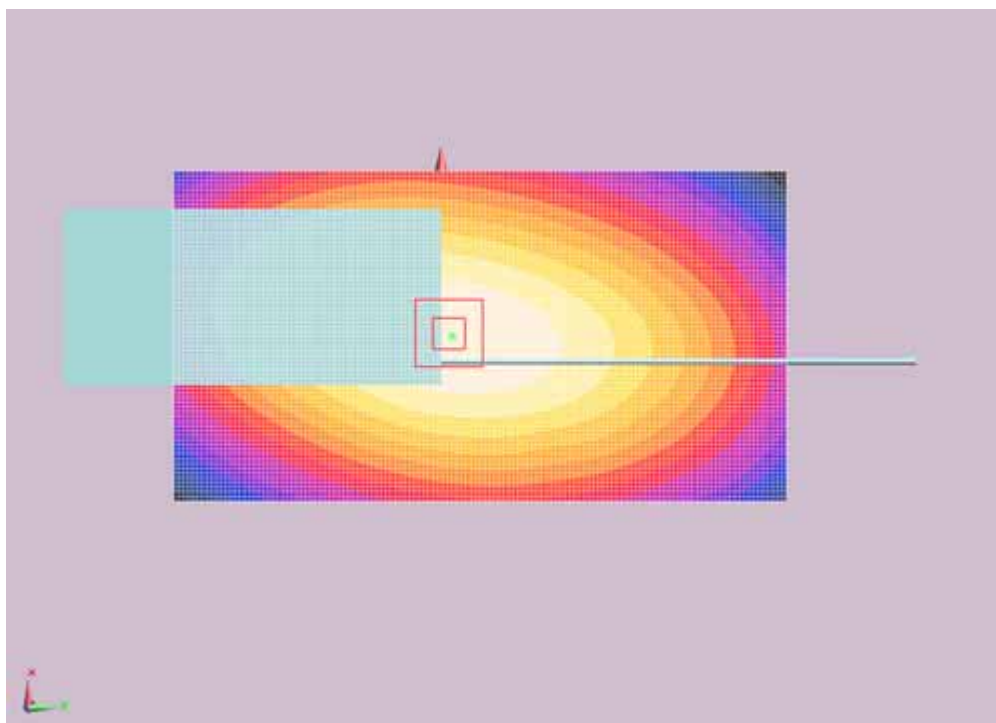
- Assessed by ITI (UK) Competent Body, NVLAP (USA) Accreditation Body & ACA/AUSTEL (Australia), VCCI (Japan)
- Accredited by Industry Canada (Canada) under ACC-LAB (Europe/Canada MRA and APEC/Canada MRA)
- Recognized/Listed by FCC (USA)
- All test results contained in this engineering test report are traceable to National Institute of Standards and Technology (NIST)

**File #: ICOM-204-SAR**

**June 5, 2009**



0 dB = 6mW/g



**ULTRATECH GROUP OF LABS**

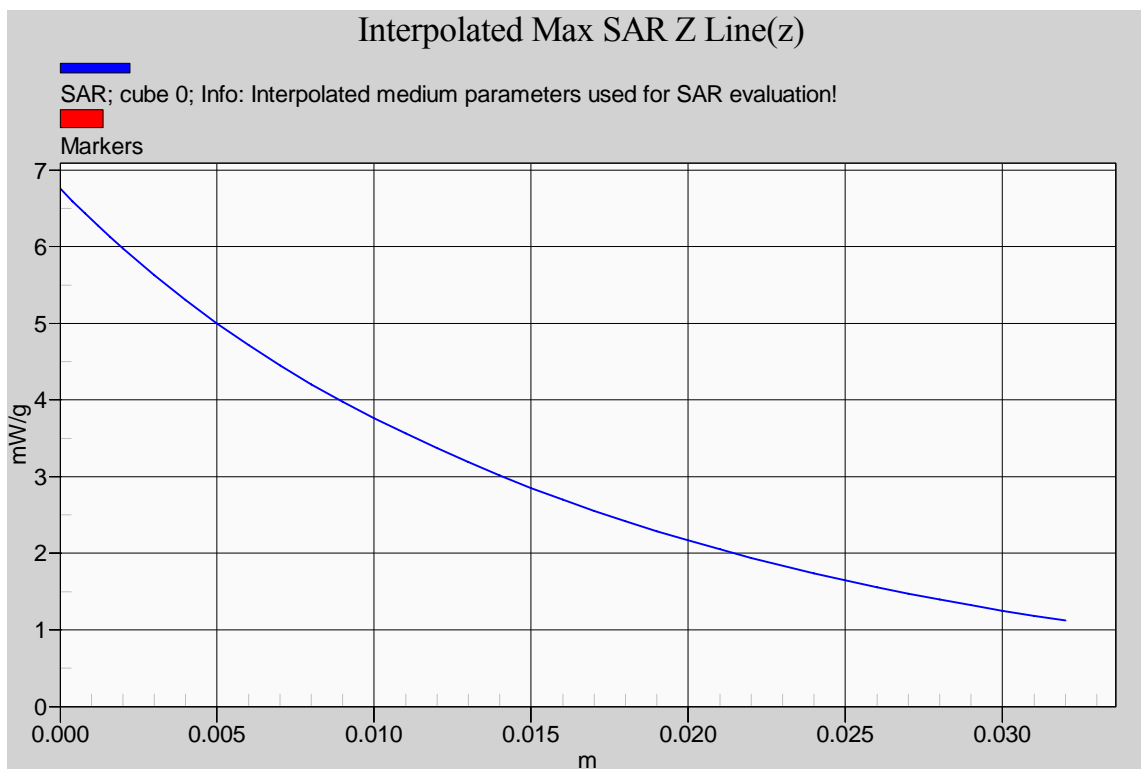
3000 Bristol Circle, Oakville, Ontario, Canada L6H 6G4

Tel. #: 905-829-1570, Fax. #: 905-829-8050, Email: [vic@ultratech-labs.com](mailto:vic@ultratech-labs.com), Website: <http://www.ultratech-labs.com>

- Assessed by ITI (UK) Competent Body, NVLAP (USA) Accreditation Body & ACA/AUSTEL (Australia), VCCI (Japan)
- Accredited by Industry Canada (Canada) under ACC-LAB (Europe/Canada MRA and APEC/Canada MRA)
- Recognized/Listed by FCC (USA)
- All test results contained in this engineering test report are traceable to National Institute of Standards and Technology (NIST)

**File #: ICOM-204-SAR**

**June 5, 2009**

**ULTRATECH GROUP OF LABS**

3000 Bristol Circle, Oakville, Ontario, Canada L6H 6G4

Tel. #: 905-829-1570, Fax. #: 905-829-8050, Email: [vic@ultratech-labs.com](mailto:vic@ultratech-labs.com), Website: <http://www.ultratech-labs.com>

- Assessed by ITI (UK) Competent Body, NVLAP (USA) Accreditation Body & ACA/AUSTEL (Australia), VCCI (Japan)
- Accredited by Industry Canada (Canada) under ACC-LAB (Europe/Canada MRA and APEC/Canada MRA)
- Recognized/Listed by FCC (USA)
- All test results contained in this engineering test report are traceable to National Institute of Standards and Technology (NIST)

**File #: ICOM-204-SAR**

June 5, 2009



**6.4.1.9.  $\frac{1}{4}$  helical whip cut antenna (M/N: FA-SC61UC), length=148mm; 470 MHz; #10**

Test Laboratory: UltraTech Group of Labs.

File Name: [ICOM-214Q\\_FA-SC61UC\(148mm\)\\_Head\\_470MHz\(Hf\).da5](#)

**DUT: ICOM UHF Transceiver; Type: IC-F4011; Serial: 0000001**

**Program Name: Head Front at 470 MHz (148mm)**

Communication System: CW; Frequency: 470 MHz; Duty Cycle: 1:1

Medium parameters used (interpolated):  $f = 470$  MHz;  $\sigma = 0.875$  mho/m;  $\epsilon_r = 42.1$ ;  $\rho = 1000$  kg/m<sup>3</sup>

Phantom section: Flat Section

DASY5 Configuration:

- Probe: EX3DV4 - SN3673; ConvF(9.2, 9.2, 9.2); Calibrated: 2/23/2009
- Sensor-Surface: 2mm (Mechanical Surface Detection)
- Electronics: DAE4 Sn874; Calibrated: 2/17/2009
- Phantom: ELI 4.0; Type: QD OVA 001 BB; Serial: 1057
- Measurement SW: DASY5, V5.0 Build 126; SEMCAD X Version 13.4 Build 125

**Front Face, d=25mm, Pin=4W(EX-Probe)/Zoom Scan (7x7x7) (7x7x7)/Cube 0:** Measurement grid: dx=5mm, dy=5mm, dz=5mm

Reference Value = 70.5 V/m; Power Drift = 0.236 dB

Peak SAR (extrapolated) = 5.2 W/kg

**SAR(1 g) = 3.83 mW/g; SAR(10 g) = 2.84 mW/g**

[Info: Interpolated medium parameters used for SAR evaluation.](#)

Maximum value of SAR (measured) = 4.59 mW/g

**Front Face, d=25mm, Pin=4W(EX-Probe)/Area Scan (71x131x1):** Measurement grid: dx=15mm, dy=15mm

[Info: Interpolated medium parameters used for SAR evaluation.](#)

Maximum value of SAR (interpolated) = 4.42 mW/g

---

**ULTRATECH GROUP OF LABS**

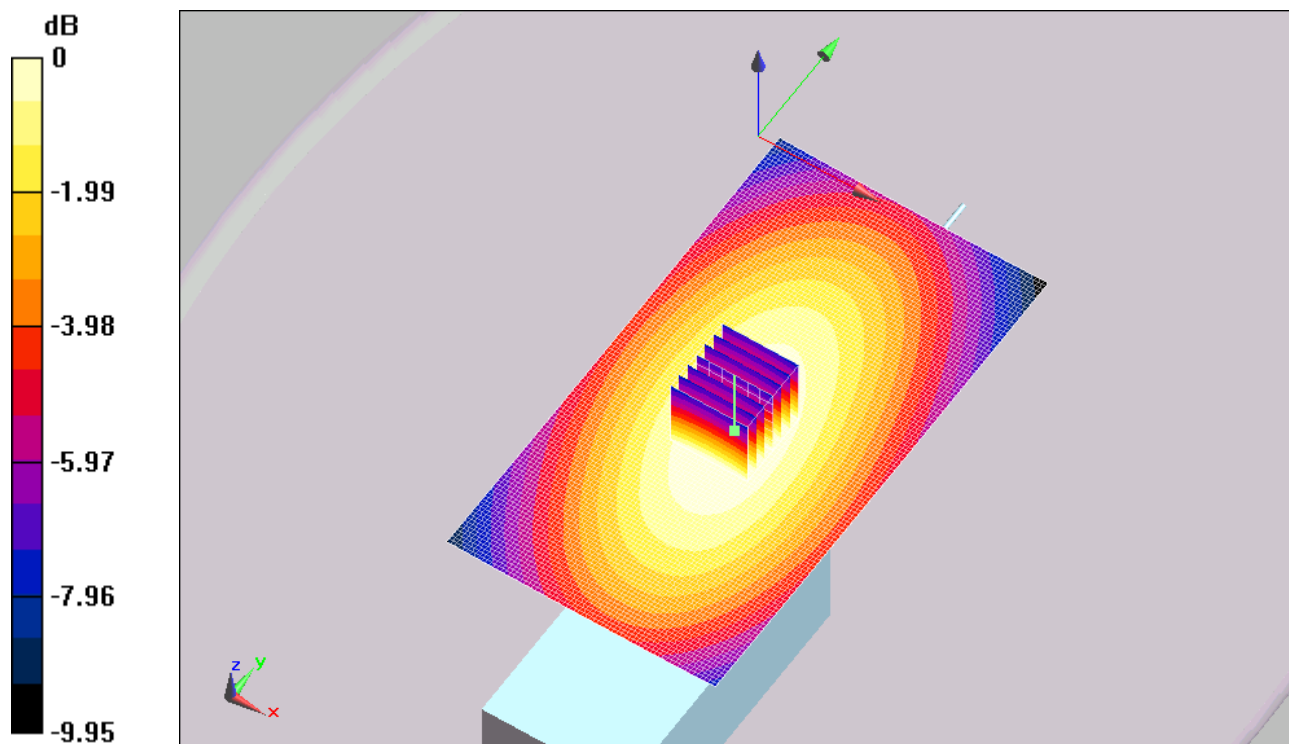
3000 Bristol Circle, Oakville, Ontario, Canada L6H 6G4

Tel. #: 905-829-1570, Fax. #: 905-829-8050, Email: [vic@ultratech-labs.com](mailto:vic@ultratech-labs.com), Website: <http://www.ultratech-labs.com>

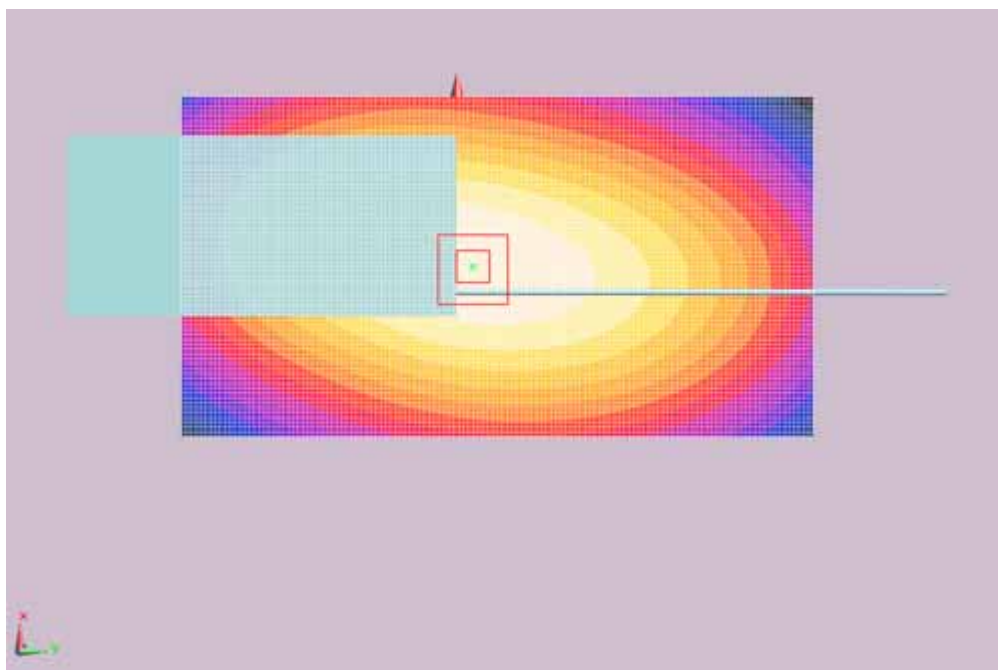
- Assessed by ITI (UK) Competent Body, NVLAP (USA) Accreditation Body & ACA/AUSTEL (Australia), VCCI (Japan)
- Accredited by Industry Canada (Canada) under ACC-LAB (Europe/Canada MRA and APEC/Canada MRA)
- Recognized/Listed by FCC (USA)
- All test results contained in this engineering test report are traceable to National Institute of Standards and Technology (NIST)

**File #: ICOM-204-SAR**

**June 5, 2009**



0 dB = 4.42mW/g



**ULTRATECH GROUP OF LABS**

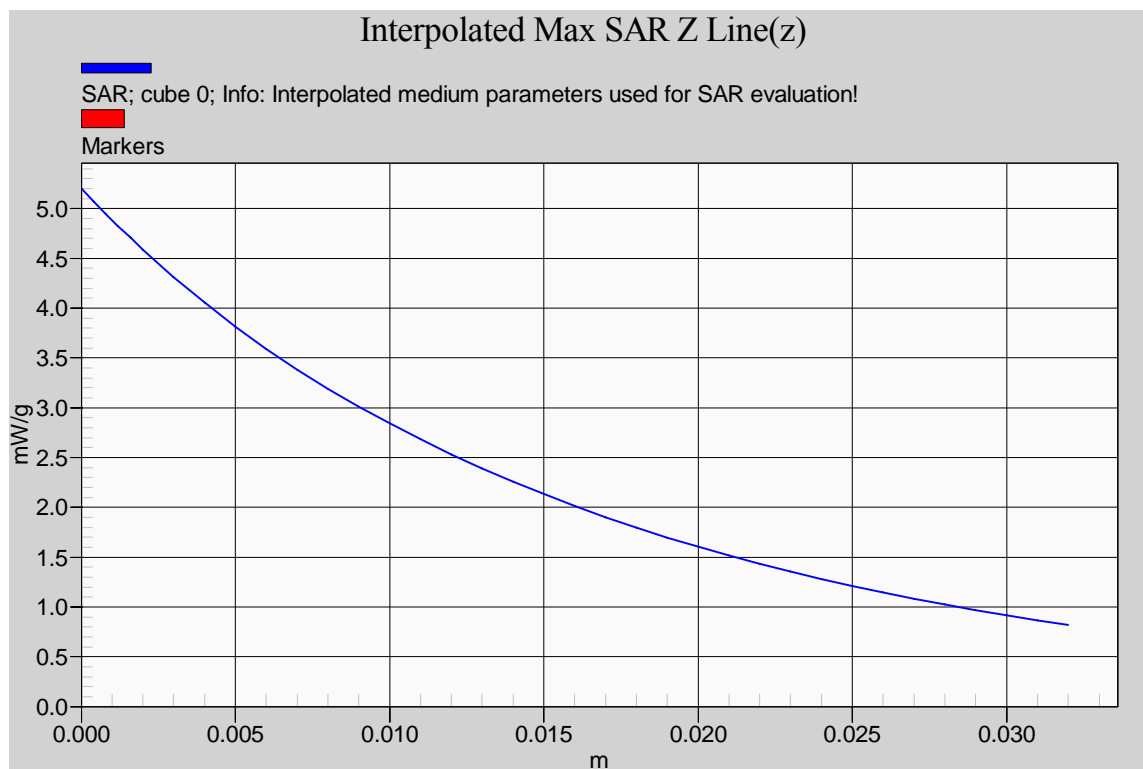
3000 Bristol Circle, Oakville, Ontario, Canada L6H 6G4

Tel. #: 905-829-1570, Fax. #: 905-829-8050, Email: [vic@ultratech-labs.com](mailto:vic@ultratech-labs.com), Website: <http://www.ultratech-labs.com>

- Assessed by ITI (UK) Competent Body, NVLAP (USA) Accreditation Body & ACA/AUSTEL (Australia), VCCI (Japan)
- Accredited by Industry Canada (Canada) under ACC-LAB (Europe/Canada MRA and APEC/Canada MRA)
- Recognized/Listed by FCC (USA)
- All test results contained in this engineering test report are traceable to National Institute of Standards and Technology (NIST)

**File #: ICOM-204-SAR**

**June 5, 2009**

**ULTRATECH GROUP OF LABS**

3000 Bristol Circle, Oakville, Ontario, Canada L6H 6G4

Tel. #: 905-829-1570, Fax. #: 905-829-8050, Email: [vic@ultratech-labs.com](mailto:vic@ultratech-labs.com), Website: <http://www.ultratech-labs.com>

- Assessed by ITI (UK) Competent Body, NVLAP (USA) Accreditation Body & ACA/AUSTEL (Australia), VCCI (Japan)
- Accredited by Industry Canada (Canada) under ACC-LAB (Europe/Canada MRA and APEC/Canada MRA)
- Recognized/Listed by FCC (USA)
- All test results contained in this engineering test report are traceable to National Institute of Standards and Technology (NIST)

**File #: ICOM-204-SAR**

June 5, 2009

**6.4.1.10. 1/4 helical whip cut antenna (M/N: FA-SC61UC), length=142mm; 400 MHz; #12**

Test Laboratory: UltraTech Group of Labs.

File Name: [ICOM-214Q\\_FA-SC61UC\(142mm\)\\_Head\\_400MHz\(Lf\).da5](#)

**DUT: ICOM UHF Transceiver; Type: IC-F4011; Serial: 0000001**

**Program Name: Head Front at 400 MHz (142mm)**

Communication System: CW; Frequency: 400 MHz; Duty Cycle: 1:1

Medium parameters used (interpolated):  $f = 400 \text{ MHz}$ ;  $\sigma = 0.82 \text{ mho/m}$ ;  $\epsilon_r = 43.7$ ;  $\rho = 1000 \text{ kg/m}^3$

Phantom section: Flat Section

DASY5 Configuration:

- Probe: EX3DV4 - SN3673; ConvF(9.2, 9.2, 9.2); Calibrated: 2/23/2009
- Sensor-Surface: 2mm (Mechanical Surface Detection)
- Electronics: DAE4 Sn874; Calibrated: 2/17/2009
- Phantom: ELI 4.0; Type: QD OVA 001 BB; Serial: 1057
- Measurement SW: DASY5, V5.0 Build 126; SEMCAD X Version 13.4 Build 125

**Front Face, d=25mm, Pin=4W(EX-Probe)/Zoom Scan (7x7x7) (7x7x7)/Cube 0:** Measurement grid: dx=5mm, dy=5mm, dz=5mm

Reference Value = 50.1 V/m; Power Drift = 0.662 dB

Peak SAR (extrapolated) = 2.64 W/kg

**SAR(1 g) = 2.11 mW/g; SAR(10 g) = 1.59 mW/g**

[Info: Interpolated medium parameters used for SAR evaluation.](#)

Maximum value of SAR (measured) = 2.36 mW/g

**Front Face, d=25mm, Pin=4W(EX-Probe)/Area Scan (71x131x1):** Measurement grid: dx=15mm, dy=15mm

[Info: Interpolated medium parameters used for SAR evaluation.](#)

Maximum value of SAR (interpolated) = 2.15 mW/g

---

**ULTRATECH GROUP OF LABS**

3000 Bristol Circle, Oakville, Ontario, Canada L6H 6G4

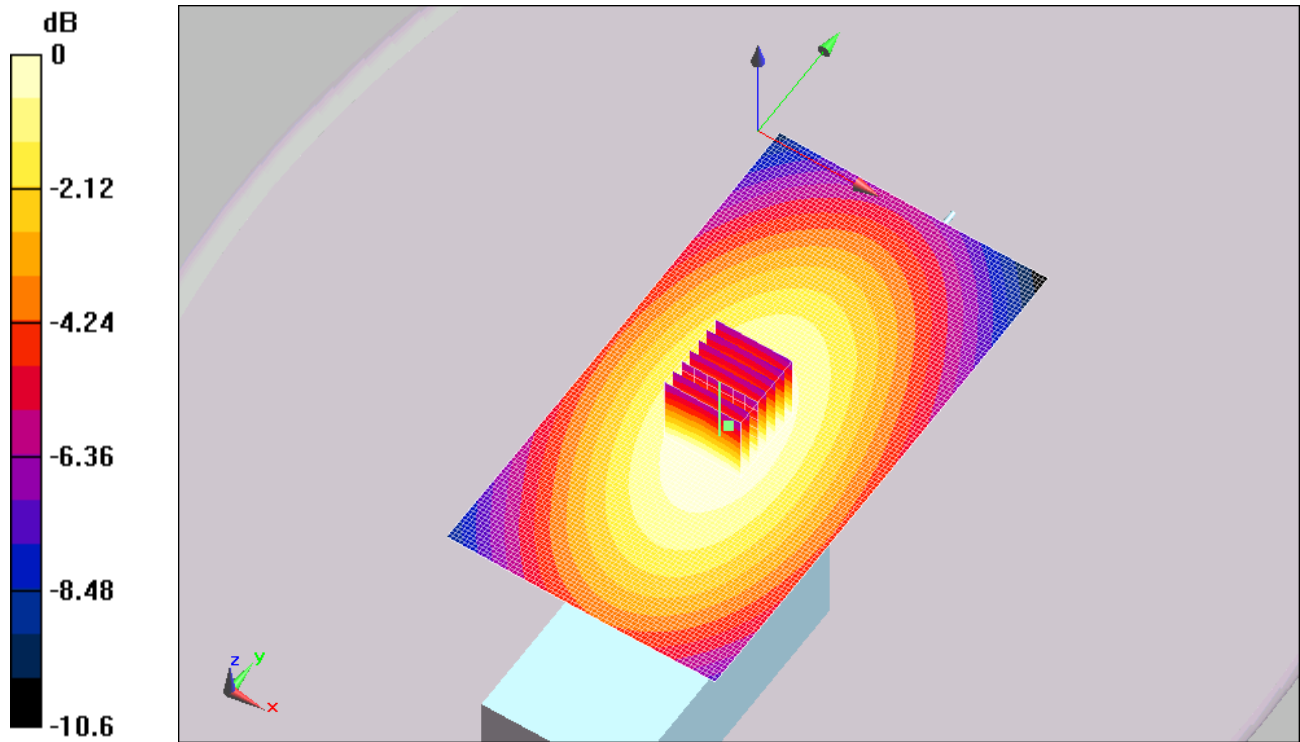
Tel. #: 905-829-1570, Fax. #: 905-829-8050, Email: [vic@ultratech-labs.com](mailto:vic@ultratech-labs.com), Website: <http://www.ultratech-labs.com>

- Assessed by ITI (UK) Competent Body, NVLAP (USA) Accreditation Body & ACA/AUSTEL (Australia), VCCI (Japan)
- Accredited by Industry Canada (Canada) under ACC-LAB (Europe/Canada MRA and APEC/Canada MRA)
- Recognized/Listed by FCC (USA)
- All test results contained in this engineering test report are traceable to National Institute of Standards and Technology (NIST)

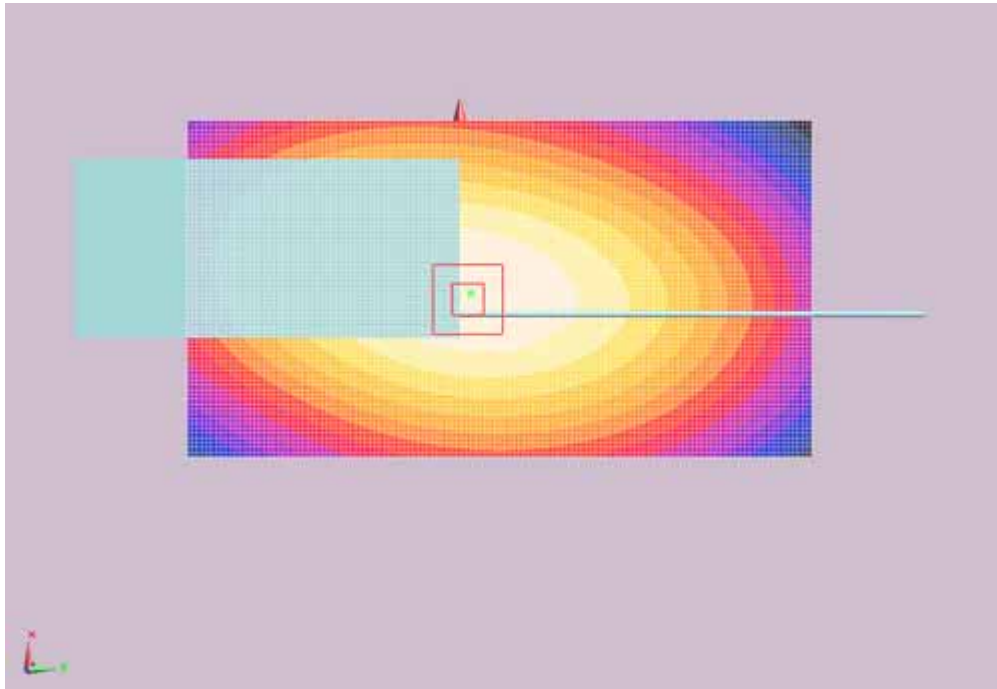
---

**File #: ICOM-204-SAR**

June 5, 2009



0 dB = 2.15mW/g



**ULTRATECH GROUP OF LABS**

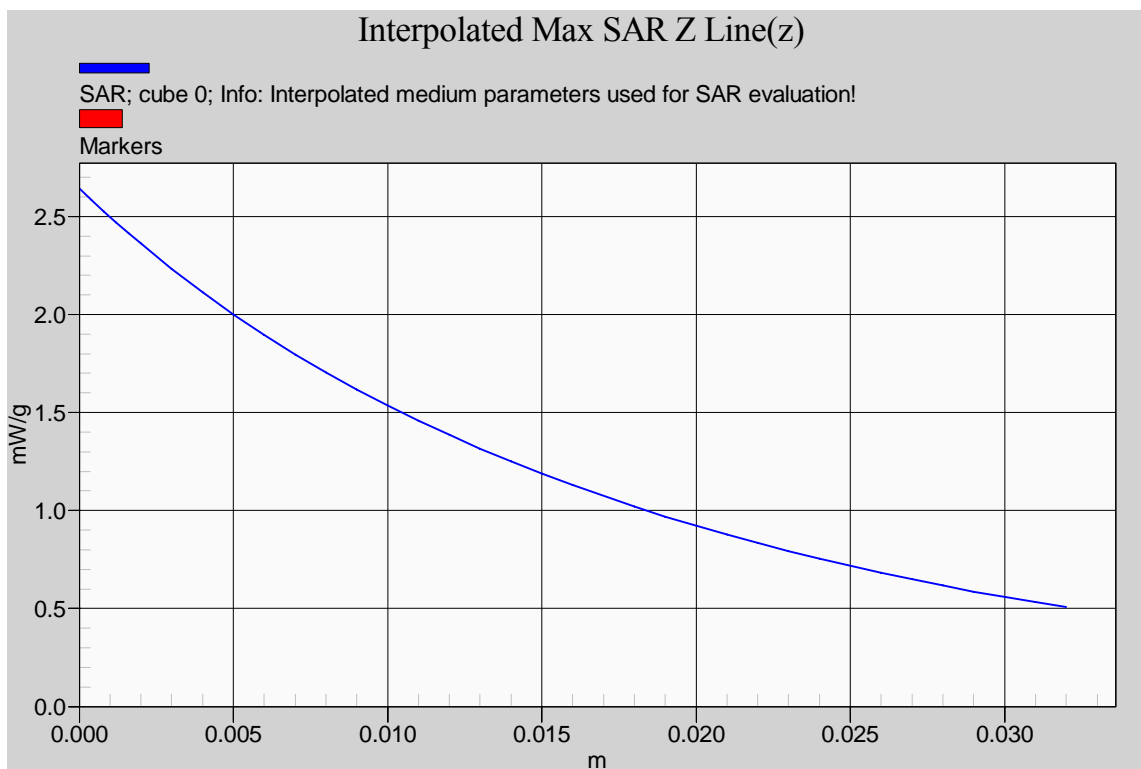
3000 Bristol Circle, Oakville, Ontario, Canada L6H 6G4

Tel. #: 905-829-1570, Fax. #: 905-829-8050, Email: [vic@ultratech-labs.com](mailto:vic@ultratech-labs.com), Website: <http://www.ultratech-labs.com>

- Assessed by ITI (UK) Competent Body, NVLAP (USA) Accreditation Body & ACA/AUSTEL (Australia), VCCI (Japan)
- Accredited by Industry Canada (Canada) under ACC-LAB (Europe/Canada MRA and APEC/Canada MRA)
- Recognized/Listed by FCC (USA)
- All test results contained in this engineering test report are traceable to National Institute of Standards and Technology (NIST)

**File #: ICOM-204-SAR**

**June 5, 2009**

**ULTRATECH GROUP OF LABS**

3000 Bristol Circle, Oakville, Ontario, Canada L6H 6G4

Tel. #: 905-829-1570, Fax. #: 905-829-8050, Email: [vic@ultratech-labs.com](mailto:vic@ultratech-labs.com), Website: <http://www.ultratech-labs.com>

- Assessed by ITI (UK) Competent Body, NVLAP (USA) Accreditation Body & ACA/AUSTEL (Australia), VCCI (Japan)
- Accredited by Industry Canada (Canada) under ACC-LAB (Europe/Canada MRA and APEC/Canada MRA)
- Recognized/Listed by FCC (USA)
- All test results contained in this engineering test report are traceable to National Institute of Standards and Technology (NIST)

**File #: ICOM-204-SAR**

June 5, 2009

**6.4.1.11. 1/4 helical whip cut antenna (M/N: FA-SC61UC), length=142mm; 430 MHz; #13**

Test Laboratory: UltraTech Group of Labs.

File Name: [ICOM-214Q\\_FA-SC61UC\(142mm\)\\_Head\\_430MHz\(Mf\).da5](#)**DUT: ICOM UHF Transceiver; Type: IC-F4011; Serial: 0000001****Program Name: Head Front at 430 MHz (142mm)**

Communication System: CW; Frequency: 430 MHz; Duty Cycle: 1:1

Medium parameters used (interpolated):  $f = 430$  MHz;  $\sigma = 0.85$  mho/m;  $\epsilon_r = 43.1$ ;  $\rho = 1000$  kg/m<sup>3</sup>

Phantom section: Flat Section

DASY5 Configuration:

- Probe: EX3DV4 - SN3673; ConvF(9.2, 9.2, 9.2); Calibrated: 2/23/2009
- Sensor-Surface: 2mm (Mechanical Surface Detection)
- Electronics: DAE4 Sn874; Calibrated: 2/17/2009
- Phantom: ELI 4.0; Type: QD OVA 001 BB; Serial: 1057
- Measurement SW: DASY5, V5.0 Build 126; SEMCAD X Version 13.4 Build 125

**Front Face, d=25mm, Pin=4W(EX-Probe)/Zoom Scan (7x7x7) (7x7x7)/Cube 0:** Measurement grid: dx=5mm, dy=5mm, dz=5mm

Reference Value = 73.5 V/m; Power Drift = 0.184 dB

Peak SAR (extrapolated) = 5.22 W/kg

**SAR(1 g) = 4.01 mW/g; SAR(10 g) = 3 mW/g**[Info: Interpolated medium parameters used for SAR evaluation.](#)

Maximum value of SAR (measured) = 4.64 mW/g

**Front Face, d=25mm, Pin=4W(EX-Probe)/Area Scan (71x131x1):** Measurement grid: dx=15mm, dy=15mm[Info: Interpolated medium parameters used for SAR evaluation.](#)

Maximum value of SAR (interpolated) = 4.42 mW/g

**ULTRATECH GROUP OF LABS**

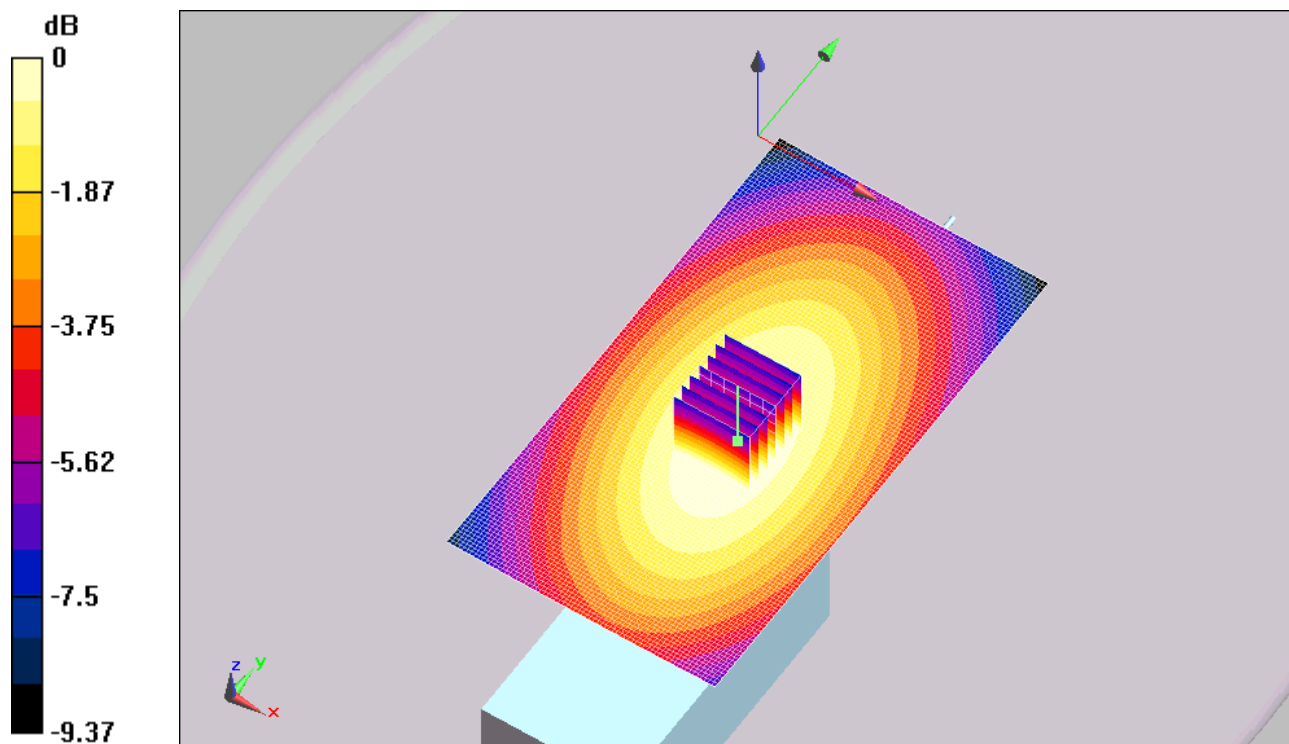
3000 Bristol Circle, Oakville, Ontario, Canada L6H 6G4

Tel. #: 905-829-1570, Fax. #: 905-829-8050, Email: [vic@ultratech-labs.com](mailto:vic@ultratech-labs.com), Website: <http://www.ultratech-labs.com>

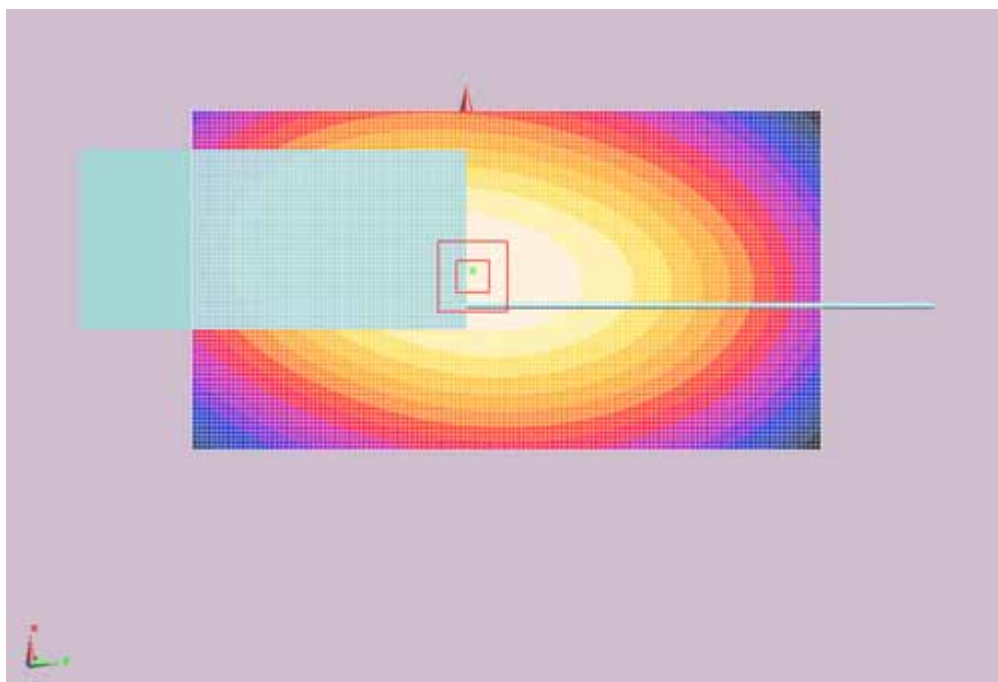
- Assessed by ITI (UK) Competent Body, NVLAP (USA) Accreditation Body & ACA/AUSTEL (Australia), VCCI (Japan)
- Accredited by Industry Canada (Canada) under ACC-LAB (Europe/Canada MRA and APEC/Canada MRA)
- Recognized/Listed by FCC (USA)
- All test results contained in this engineering test report are traceable to National Institute of Standards and Technology (NIST)

**File #: ICOM-204-SAR****June 5, 2009**





0 dB = 4.42mW/g



**ULTRATECH GROUP OF LABS**

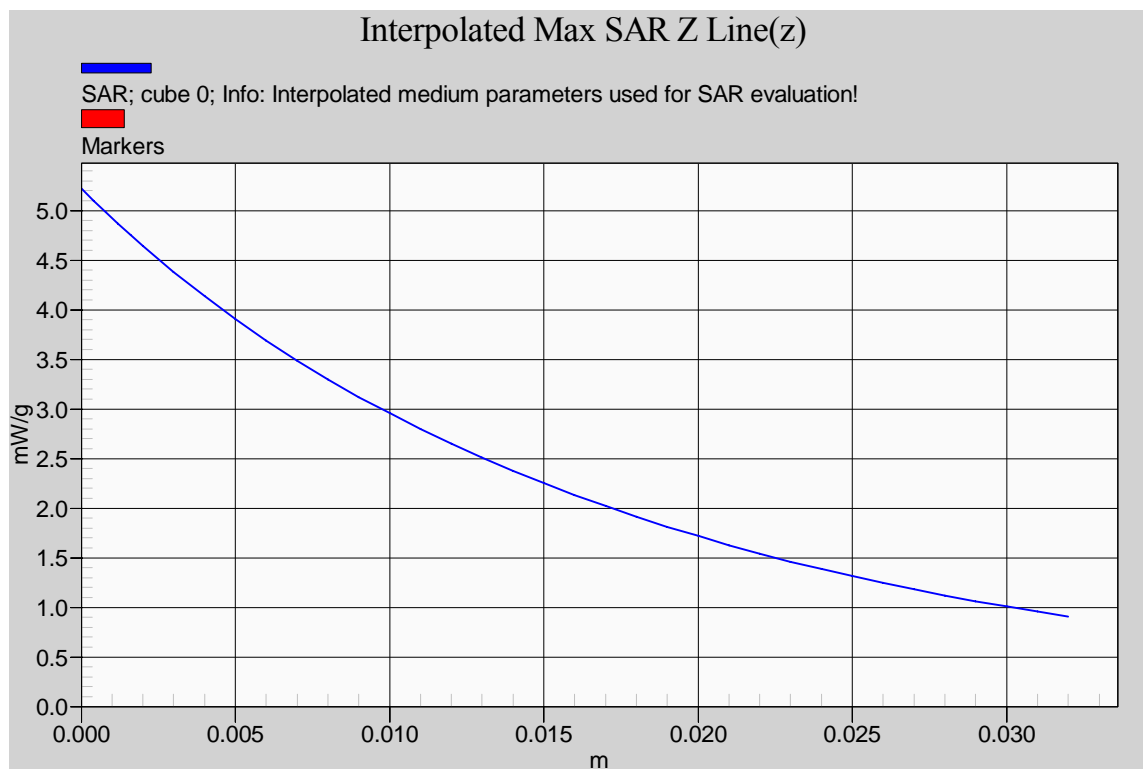
3000 Bristol Circle, Oakville, Ontario, Canada L6H 6G4

Tel. #: 905-829-1570, Fax. #: 905-829-8050, Email: [vic@ultratech-labs.com](mailto:vic@ultratech-labs.com), Website: <http://www.ultratech-labs.com>

- Assessed by ITI (UK) Competent Body, NVLAP (USA) Accreditation Body & ACA/AUSTEL (Australia), VCCI (Japan)
- Accredited by Industry Canada (Canada) under ACC-LAB (Europe/Canada MRA and APEC/Canada MRA)
- Recognized/Listed by FCC (USA)
- All test results contained in this engineering test report are traceable to National Institute of Standards and Technology (NIST)

**File #: ICOM-204-SAR**

**June 5, 2009**

**ULTRATECH GROUP OF LABS**

3000 Bristol Circle, Oakville, Ontario, Canada L6H 6G4

Tel. #: 905-829-1570, Fax. #: 905-829-8050, Email: [vic@ultratech-labs.com](mailto:vic@ultratech-labs.com), Website: <http://www.ultratech-labs.com>

- Assessed by ITI (UK) Competent Body, NVLAP (USA) Accreditation Body & ACA/AUSTEL (Australia), VCCI (Japan)
- Accredited by Industry Canada (Canada) under ACC-LAB (Europe/Canada MRA and APEC/Canada MRA)
- Recognized/Listed by FCC (USA)
- All test results contained in this engineering test report are traceable to National Institute of Standards and Technology (NIST)

**File #: ICOM-204-SAR**

June 5, 2009

**6.4.1.12. 1/4 helical whip cut antenna (M/N: FA-SC61UC), length=142mm; 460 MHz; #14**

Test Laboratory: UltraTech Group of Labs.

File Name: [ICOM-214Q\\_FA-SC61UC\(142mm\)\\_Head\\_460MHz\(Hf\).da5](#)**DUT: ICOM UHF Transceiver; Type: IC-F4011; Serial: 0000001****Program Name: Head Front at 460 MHz (142mm)**

Communication System: CW; Frequency: 460 MHz; Duty Cycle: 1:1

Medium parameters used (interpolated):  $f = 460 \text{ MHz}$ ;  $\sigma = 0.87 \text{ mho/m}$ ;  $\epsilon_r = 42.4$ ;  $\rho = 1000 \text{ kg/m}^3$ 

Phantom section: Flat Section

DASY5 Configuration:

- Probe: EX3DV4 - SN3673; ConvF(9.2, 9.2, 9.2); Calibrated: 2/23/2009
- Sensor-Surface: 2mm (Mechanical Surface Detection)
- Electronics: DAE4 Sn874; Calibrated: 2/17/2009
- Phantom: ELI 4.0; Type: QD OVA 001 BB; Serial: 1057
- Measurement SW: DASY5, V5.0 Build 126; SEMCAD X Version 13.4 Build 125

**Front Face, d=25mm, Pin=4W(EX-Probe)/Zoom Scan (7x7x7) (7x7x7)/Cube 0:** Measurement grid:  $dx=5\text{mm}$ ,  $dy=5\text{mm}$ ,  $dz=5\text{mm}$ Reference Value =  $82 \text{ V/m}$ ; Power Drift =  $-0.160 \text{ dB}$ Peak SAR (extrapolated) =  $6.5 \text{ W/kg}$ **SAR(1 g) =  $4.84 \text{ mW/g}$ ; SAR(10 g) =  $3.6 \text{ mW/g}$** [Info: Interpolated medium parameters used for SAR evaluation.](#)Maximum value of SAR (measured) =  $5.76 \text{ mW/g}$ **Front Face, d=25mm, Pin=4W(EX-Probe)/Area Scan (71x131x1):** Measurement grid:  $dx=15\text{mm}$ ,  $dy=15\text{mm}$ [Info: Interpolated medium parameters used for SAR evaluation.](#)Maximum value of SAR (interpolated) =  $5.63 \text{ mW/g}$ 

---

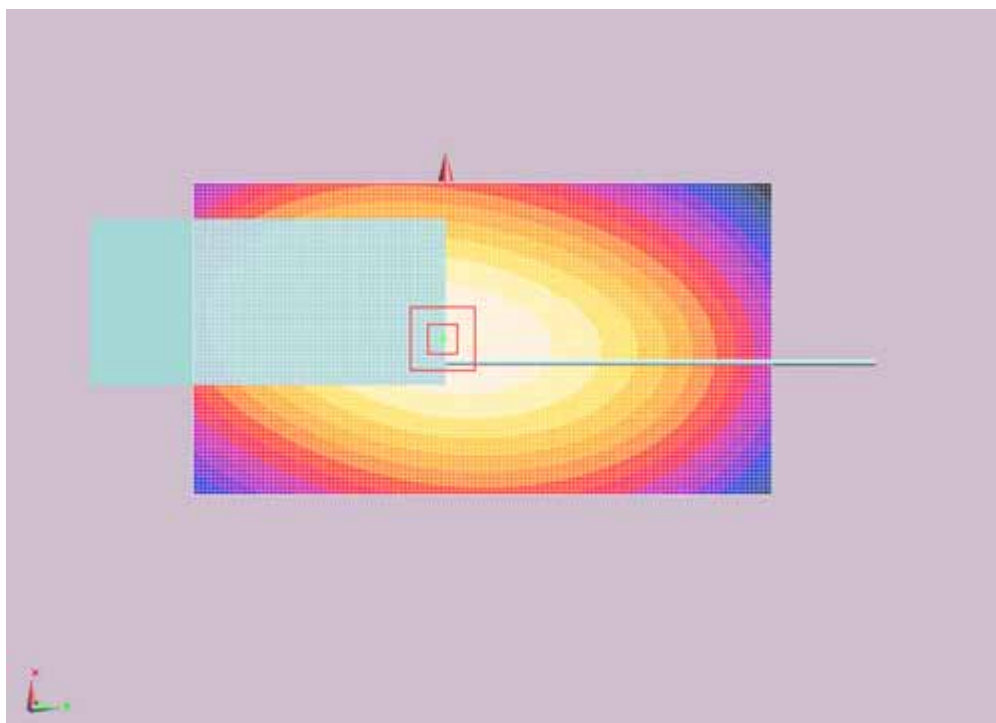
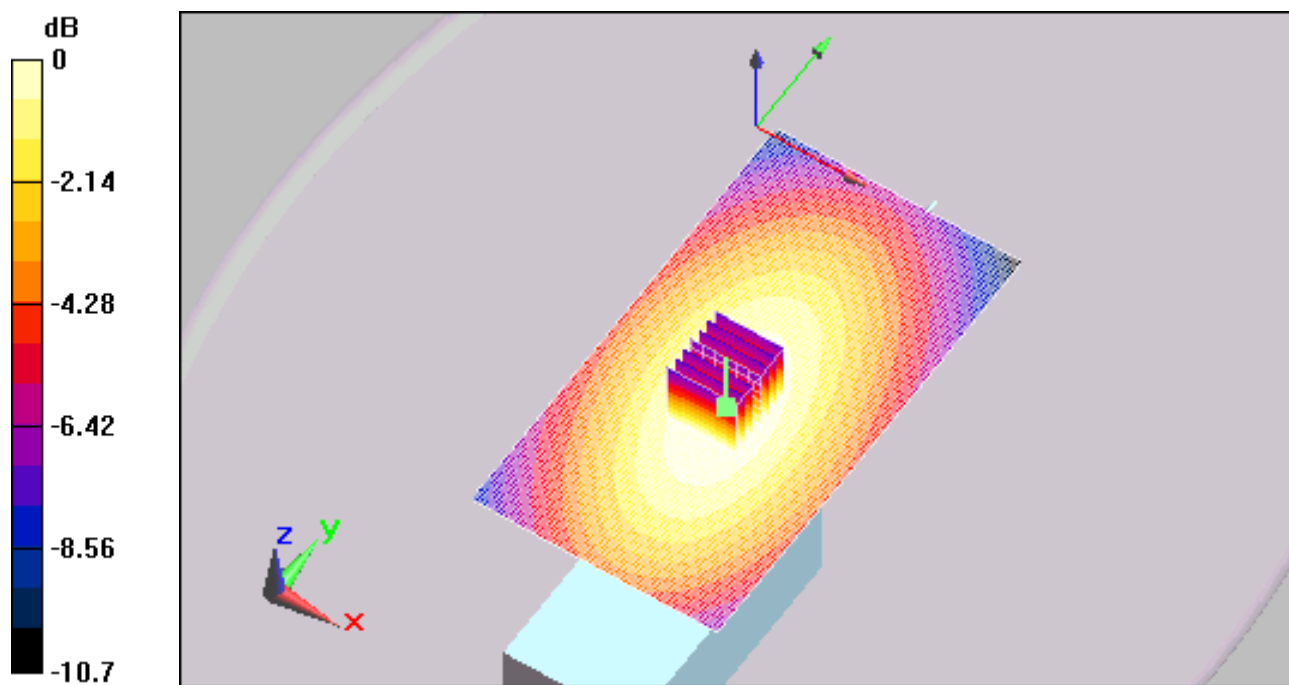
**ULTRATECH GROUP OF LABS**

3000 Bristol Circle, Oakville, Ontario, Canada L6H 6G4

Tel. #: 905-829-1570, Fax. #: 905-829-8050, Email: [vic@ultratech-labs.com](mailto:vic@ultratech-labs.com), Website: <http://www.ultratech-labs.com>

- Assessed by ITI (UK) Competent Body, NVLAP (USA) Accreditation Body & ACA/AUSTEL (Australia), VCCI (Japan)
- Accredited by Industry Canada (Canada) under ACC-LAB (Europe/Canada MRA and APEC/Canada MRA)
- Recognized/Listed by FCC (USA)
- All test results contained in this engineering test report are traceable to National Institute of Standards and Technology (NIST)

**File #: ICOM-204-SAR****June 5, 2009**



**ULTRATECH GROUP OF LABS**

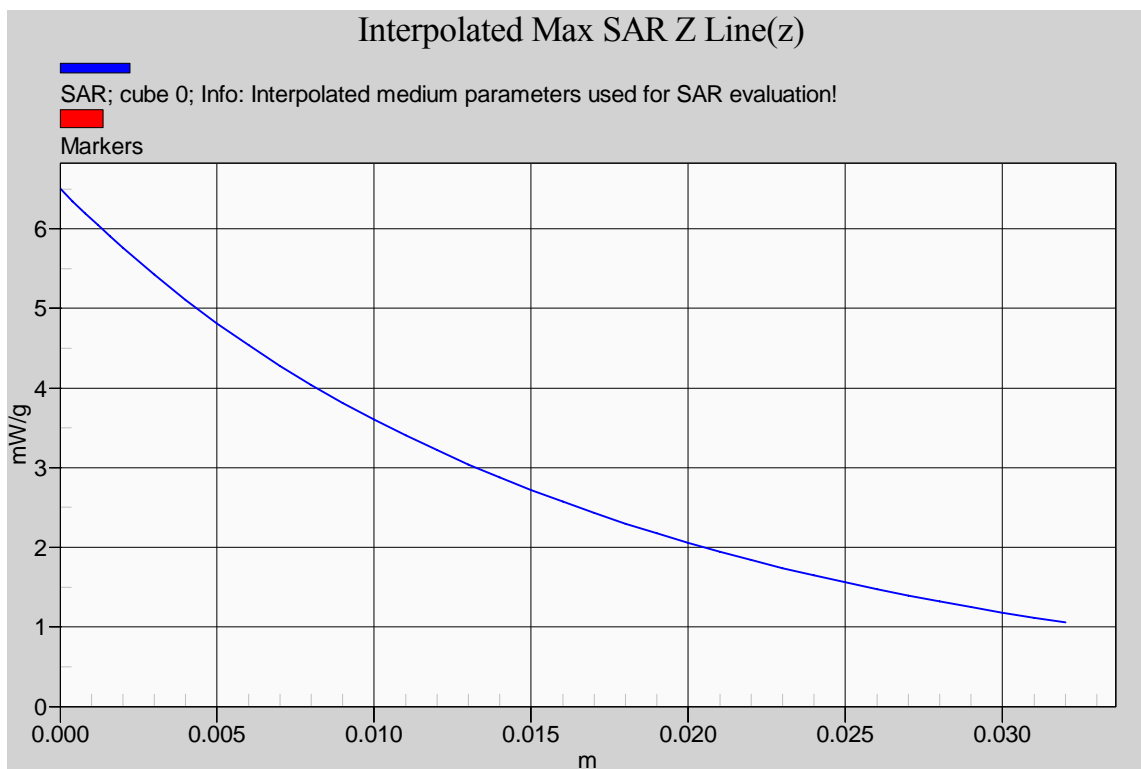
3000 Bristol Circle, Oakville, Ontario, Canada L6H 6G4

Tel. #: 905-829-1570, Fax. #: 905-829-8050, Email: [vic@ultratech-labs.com](mailto:vic@ultratech-labs.com), Website: <http://www.ultratech-labs.com>

- Assessed by ITI (UK) Competent Body, NVLAP (USA) Accreditation Body & ACA/AUSTEL (Australia), VCCI (Japan)
- Accredited by Industry Canada (Canada) under ACC-LAB (Europe/Canada MRA and APEC/Canada MRA)
- Recognized/Listed by FCC (USA)
- All test results contained in this engineering test report are traceable to National Institute of Standards and Technology (NIST)

**File #: ICOM-204-SAR**

**June 5, 2009**

**ULTRATECH GROUP OF LABS**

3000 Bristol Circle, Oakville, Ontario, Canada L6H 6G4

Tel. #: 905-829-1570, Fax. #: 905-829-8050, Email: [vic@ultratech-labs.com](mailto:vic@ultratech-labs.com), Website: <http://www.ultratech-labs.com>

- Assessed by ITI (UK) Competent Body, NVLAP (USA) Accreditation Body & ACA/AUSTEL (Australia), VCCI (Japan)
- Accredited by Industry Canada (Canada) under ACC-LAB (Europe/Canada MRA and APEC/Canada MRA)
- Recognized/Listed by FCC (USA)
- All test results contained in this engineering test report are traceable to National Institute of Standards and Technology (NIST)

**File #: ICOM-204-SAR**

June 5, 2009

**6.4.2. Body Configuration Pre-scan Results**

#	Configuration	Antenna Position	Frequency [MHz]	SAR <sub>1g</sub> [W/Kg]	SAR drift [dB]	MAX SAR <sub>1g</sub> [W/Kg]
*	Occupational/Controlled Exposure Category Limit					8.0
01	¼ helical whip cut antenna (M/N: FA-SC61UC, 360~520 MHz, white ring) 50% duty cycle for PTT Antenna Length=165mm MB-115 Clip, HM-153L Earphone Mic	FIX	400	5.75	-0.0316	5.75
02	¼ helical whip cut antenna (M/N: FA-SC61UC, 360~520 MHz, white ring) 50% duty cycle for PTT Antenna Length=165mm MB-115 Clip, HM-158L Speaker Microphone	FIX	400	5.75	0.116	5.75
03	¼ helical whip cut antenna (M/N: FA-SC61UC, 360~520 MHz, white ring) 50% duty cycle for PTT Antenna Length=165mm MB-115 Clip, HM-159L Speaker Microphone	FIX	400	5.7	-0.492	5.7

**ULTRATECH GROUP OF LABS**

3000 Bristol Circle, Oakville, Ontario, Canada L6H 6G4

Tel. #: 905-829-1570, Fax. #: 905-829-8050, Email: [vic@ultratech-labs.com](mailto:vic@ultratech-labs.com), Website: <http://www.ultratech-labs.com>

- Assessed by ITI (UK) Competent Body, NVLAP (USA) Accreditation Body & ACA/AUSTEL (Australia), VCCI (Japan)
- Accredited by Industry Canada (Canada) under ACC-LAB (Europe/Canada MRA and APEC/Canada MRA)
- Recognized/Listed by FCC (USA)
- All test results contained in this engineering test report are traceable to National Institute of Standards and Technology (NIST)

File #: ICOM-204-SAR

June 5, 2009

**6.4.3. Body Configuration Result\***

#	Configuration	Antenna Position	Frequency [MHz]	Channel	SAR drift [dB]	MAX SAR <sub>1g</sub> [W/Kg]
*	Occupational/Controlled Exposure Category Limit					8.0
15	¼ helical whip cut antenna (M/N: FA-SC61UC, 360~520 MHz, white ring) 50% duty cycle for PTT Antenna Length=165mm MB-115 Clip, HM-153L Earphone Mic	FIX	400	Low	-0.032	5.75
16		FIX	435	Middle	-0.097	3.87
17		FIX	470	High	0.216	2.03
18	¼ helical whip antenna (M/N: FA-SC61UC, 360~520 MHz, white ring) 50% duty cycle for PTT Antenna Length=156mm MB-115 Clip, HM-153L Earphone Mic	FIX	400	Low	0.479	3.61
19		FIX	420	Middle	0.015	4.91
20		FIX	470	High	0.290	3.36
21		FIX	445	Middle 2	-0.0142	4.19
22	¼ helical whip antenna (M/N: FA-SC61UC, 360~520 MHz, white ring) 50% duty cycle for PTT Antenna Length=148mm MB-115 Clip, HM-153L Earphone Mic	FIX	400	Low	0.46	3.19
23		FIX	440	Middle	-0.234	4.98
24		FIX	470	High	0.14	4.17
25		FIX	420	Middle 2	0.205	4.80
26	¼ helical whip antenna (M/N: FA-SC61UC, 360~520 MHz, white ring) 50% duty cycle for PTT Antenna Length=142mm MB-115 Clip, HM-153L Earphone Mic	FIX	400	Low	0.437	2.27
27		FIX	430	Middle	-0.194	3.81
28		FIX	460	High	-0.017	4.83

\* If the SAR measured at the highest output power channel for each test configuration is at least 3.0 dB lower than the SAR limit, testing at the other channels are optional for such test configurations.

**ULTRATECH GROUP OF LABS**

3000 Bristol Circle, Oakville, Ontario, Canada L6H 6G4

Tel. #: 905-829-1570, Fax. #: 905-829-8050, Email: [vic@ultratech-labs.com](mailto:vic@ultratech-labs.com), Website: <http://www.ultratech-labs.com>

- Assessed by ITI (UK) Competent Body, NVLAP (USA) Accreditation Body & ACA/AUSTEL (Australia), VCCI (Japan)
- Accredited by Industry Canada (Canada) under ACC-LAB (Europe/Canada MRA and APEC/Canada MRA)
- Recognized/Listed by FCC (USA)
- All test results contained in this engineering test report are traceable to National Institute of Standards and Technology (NIST)

File #: ICOM-204-SAR

June 5, 2009

**6.4.3.1.  $\frac{1}{4}$  helical whip cut antenna (M/N: FA-SC61UC), length=165mm; Belt Clip (M/N: MB-115), Heavy Duty Earphone Mic (M/N: HS-153L); 400 MHz; #15**

Test Laboratory: UltraTech Group of Labs.

File Name: [ICOM-214Q\\_FA-SC61UC\(165mm\)\\_Body\\_HM153L\\_400MHz\(Lf\).da5](#)

**DUT: ICOM UHF Transceiver; Type: IC-F4011; Serial: 0000001**

**Program Name: Body Back at 400 MHz (165mm)\_HM153L**

Communication System: CW; Frequency: 400 MHz; Duty Cycle: 1:1

Medium parameters used (interpolated):  $f = 400$  MHz;  $\sigma = 0.876$  mho/m;  $\epsilon_r = 56.9$ ;  $\rho = 1000$  kg/m<sup>3</sup>

Phantom section: Flat Section

DASY5 Configuration:

- Probe: EX3DV4 - SN3673; ConvF(9.8, 9.8, 9.8); Calibrated: 2/23/2009
- Sensor-Surface: 2mm (Mechanical Surface Detection)
- Electronics: DAE4 Sn874; Calibrated: 2/17/2009
- Phantom: ELI 4.0; Type: QD OVA 001 BB; Serial: 1057
- Measurement SW: DASY5, V5.0 Build 126; SEMCAD X Version 13.4 Build 125

**Body Back, d=0mm, Pin=4W(EX-Probe)/Zoom Scan (5x5x7) (5x5x7)/Cube 0:** Measurement grid: dx=7.5mm, dy=7.5mm, dz=5mm

Reference Value = 109.1 V/m; Power Drift = -0.032 dB

Peak SAR (extrapolated) = 15.4 W/kg

**SAR(1 g) = 11.5 mW/g; SAR(10 g) = 8.32 mW/g**

[Info: Interpolated medium parameters used for SAR evaluation.](#)

Maximum value of SAR (measured) = 13.2 mW/g

**Body Back, d=0mm, Pin=4W(EX-Probe)/Area Scan (71x151x1):** Measurement grid: dx=15mm, dy=15mm

[Info: Interpolated medium parameters used for SAR evaluation.](#)

Maximum value of SAR (interpolated) = 13 mW/g

---

**ULTRATECH GROUP OF LABS**

3000 Bristol Circle, Oakville, Ontario, Canada L6H 6G4

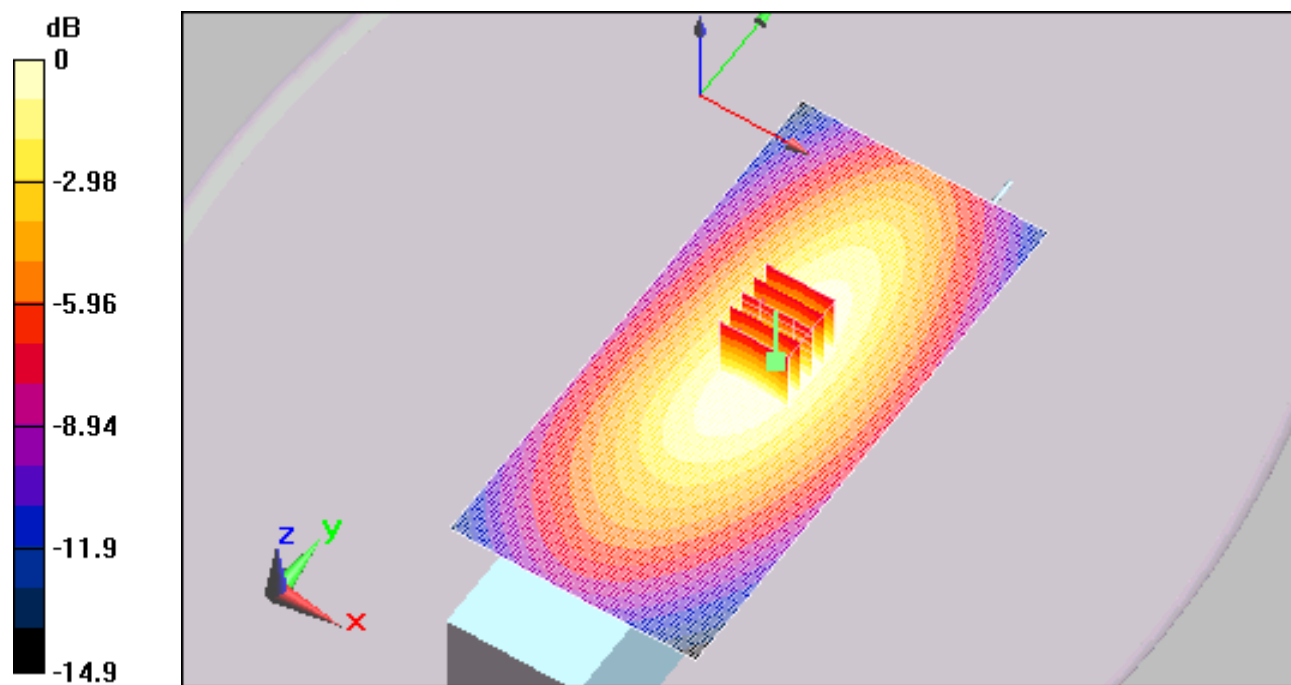
Tel. #: 905-829-1570, Fax. #: 905-829-8050, Email: [vic@ultratech-labs.com](mailto:vic@ultratech-labs.com), Website: <http://www.ultratech-labs.com>

- Assessed by ITI (UK) Competent Body, NVLAP (USA) Accreditation Body & ACA/AUSTEL (Australia), VCCI (Japan)
- Accredited by Industry Canada (Canada) under ACC-LAB (Europe/Canada MRA and APEC/Canada MRA)
- Recognized/Listed by FCC (USA)
- All test results contained in this engineering test report are traceable to National Institute of Standards and Technology (NIST)

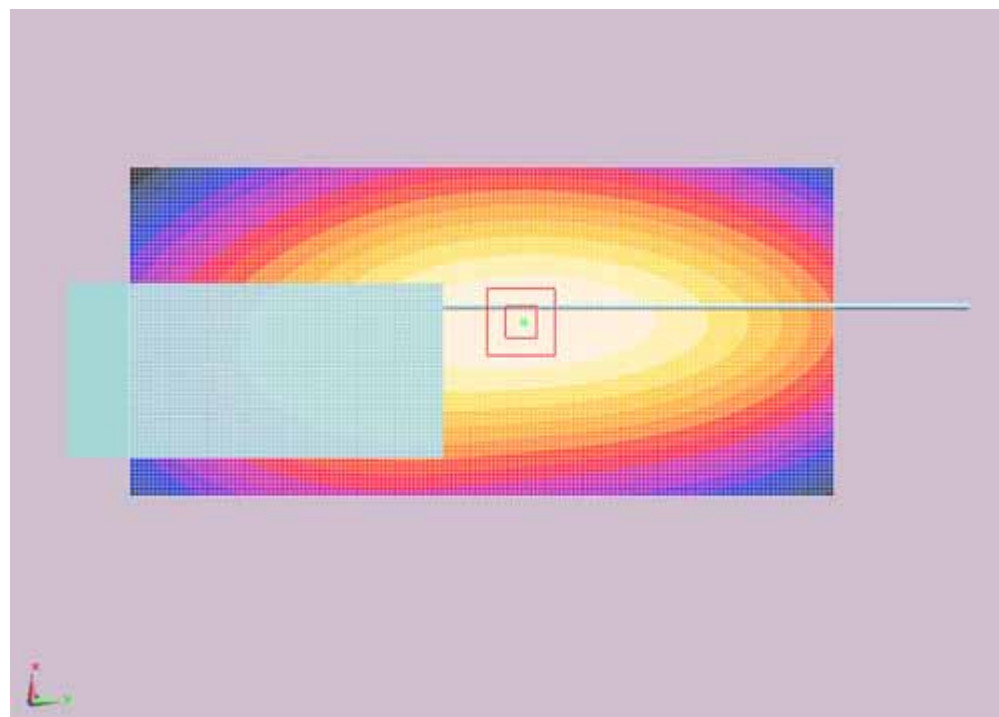
**File #: ICOM-204-SAR**

**June 5, 2009**





0 dB = 13mW/g



**ULTRATECH GROUP OF LABS**

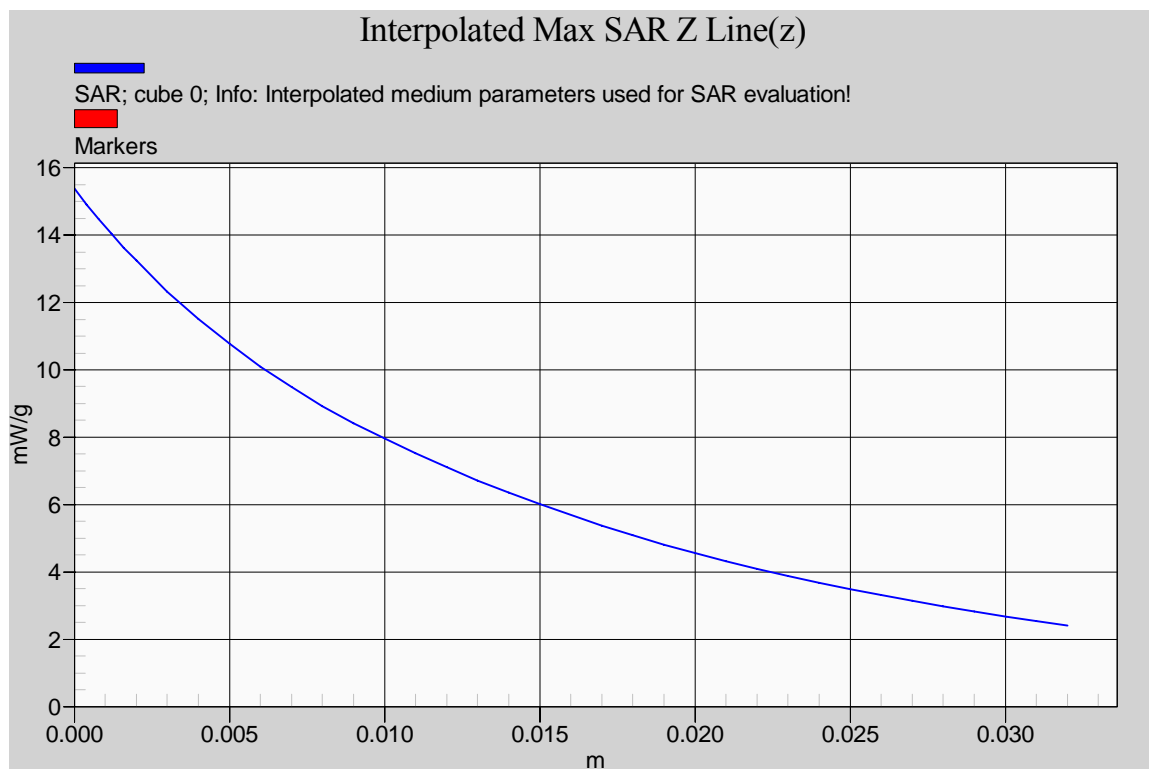
3000 Bristol Circle, Oakville, Ontario, Canada L6H 6G4

Tel. #: 905-829-1570, Fax. #: 905-829-8050, Email: [vic@ultratech-labs.com](mailto:vic@ultratech-labs.com), Website: <http://www.ultratech-labs.com>

- Assessed by ITI (UK) Competent Body, NVLAP (USA) Accreditation Body & ACA/AUSTEL (Australia), VCCI (Japan)
- Accredited by Industry Canada (Canada) under ACC-LAB (Europe/Canada MRA and APEC/Canada MRA)
- Recognized/Listed by FCC (USA)
- All test results contained in this engineering test report are traceable to National Institute of Standards and Technology (NIST)

**File #: ICOM-204-SAR**

**June 5, 2009**

**ULTRATECH GROUP OF LABS**

3000 Bristol Circle, Oakville, Ontario, Canada L6H 6G4

Tel. #: 905-829-1570, Fax. #: 905-829-8050, Email: [vic@ultratech-labs.com](mailto:vic@ultratech-labs.com), Website: <http://www.ultratech-labs.com>

- Assessed by ITI (UK) Competent Body, NVLAP (USA) Accreditation Body & ACA/AUSTEL (Australia), VCCI (Japan)
- Accredited by Industry Canada (Canada) under ACC-LAB (Europe/Canada MRA and APEC/Canada MRA)
- Recognized/Listed by FCC (USA)
- All test results contained in this engineering test report are traceable to National Institute of Standards and Technology (NIST)

**File #: ICOM-204-SAR**

June 5, 2009

**6.4.3.2.  $\frac{1}{4}$  helical whip cut antenna (M/N: FA-SC61UC), length=165mm; Belt Clip (M/N: MB-115), Heavy Duty Earphone Mic (M/N: HS-153L); 435 MHz; #16**

Test Laboratory: UltraTech Group of Labs.

File Name: [ICOM-214Q\\_FA-SC61UC\(165mm\)\\_Body\\_HM153L\\_435MHz\(Mf\).da5](#)

**DUT: ICOM UHF Transceiver; Type: IC-F4011; Serial: 0000001**

**Program Name: Body Back at 435 MHz (165mm)\_HM153L**

Communication System: CW; Frequency: 435 MHz; Duty Cycle: 1:1

Medium parameters used (interpolated):  $f = 435$  MHz;  $\sigma = 0.903$  mho/m;  $\epsilon_r = 56.1$ ;  $\rho = 1000$  kg/m<sup>3</sup>

Phantom section: Flat Section

DASY5 Configuration:

- Probe: EX3DV4 - SN3673; ConvF(9.8, 9.8, 9.8); Calibrated: 2/23/2009
- Sensor-Surface: 2mm (Mechanical Surface Detection)
- Electronics: DAE4 Sn874; Calibrated: 2/17/2009
- Phantom: ELI 4.0; Type: QD OVA 001 BB; Serial: 1057
- Measurement SW: DASY5, V5.0 Build 126; SEMCAD X Version 13.4 Build 125

**Body Back, d=0mm, Pin=4W(EX-Probe)/Zoom Scan (5x5x7) (5x5x7)/Cube 0:** Measurement grid: dx=7.5mm, dy=7.5mm, dz=5mm

Reference Value = 87.9 V/m; Power Drift = -0.097 dB

Peak SAR (extrapolated) = 10.7 W/kg

**SAR(1 g) = 7.74 mW/g; SAR(10 g) = 5.55 mW/g**

[Info: Interpolated medium parameters used for SAR evaluation.](#)

Maximum value of SAR (measured) = 9.14 mW/g

**Body Back, d=0mm, Pin=4W(EX-Probe)/Area Scan (71x161x1):** Measurement grid: dx=15mm, dy=15mm

[Info: Interpolated medium parameters used for SAR evaluation.](#)

Maximum value of SAR (interpolated) = 9.06 mW/g

---

**ULTRATECH GROUP OF LABS**

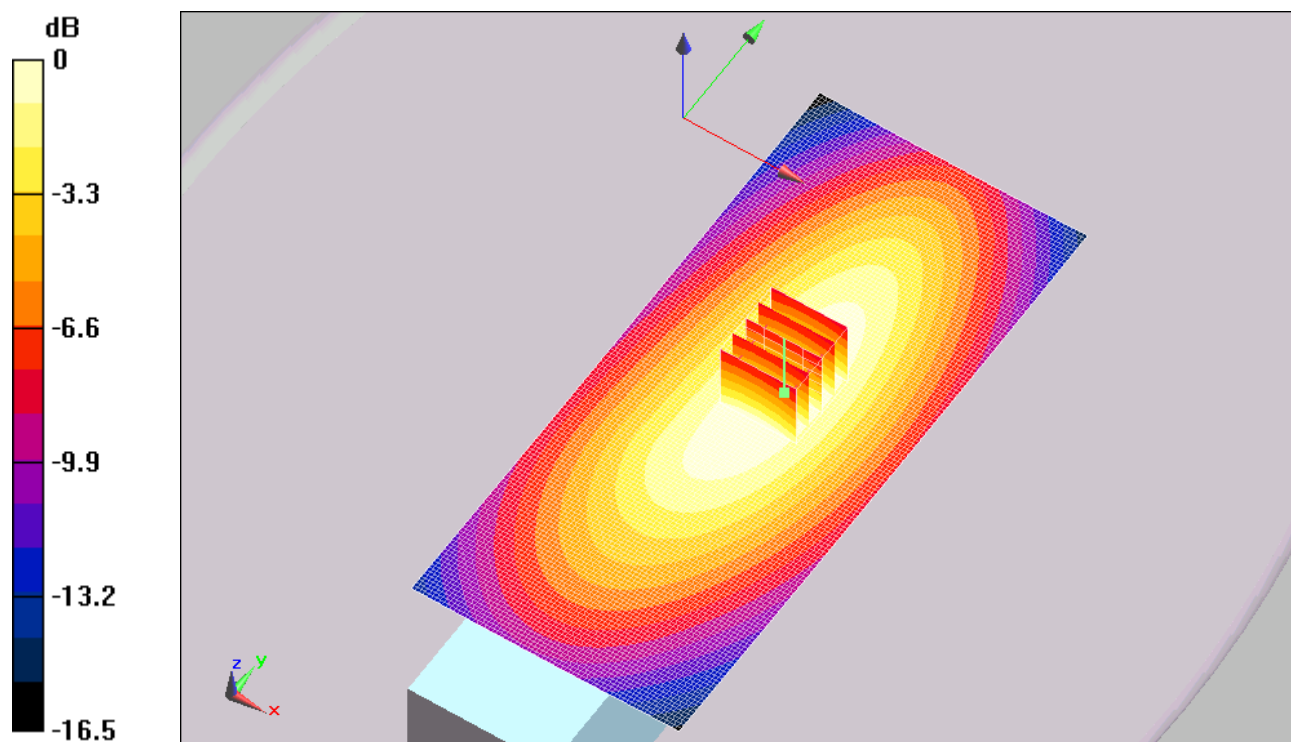
3000 Bristol Circle, Oakville, Ontario, Canada L6H 6G4

Tel. #: 905-829-1570, Fax. #: 905-829-8050, Email: [vic@ultratech-labs.com](mailto:vic@ultratech-labs.com), Website: <http://www.ultratech-labs.com>

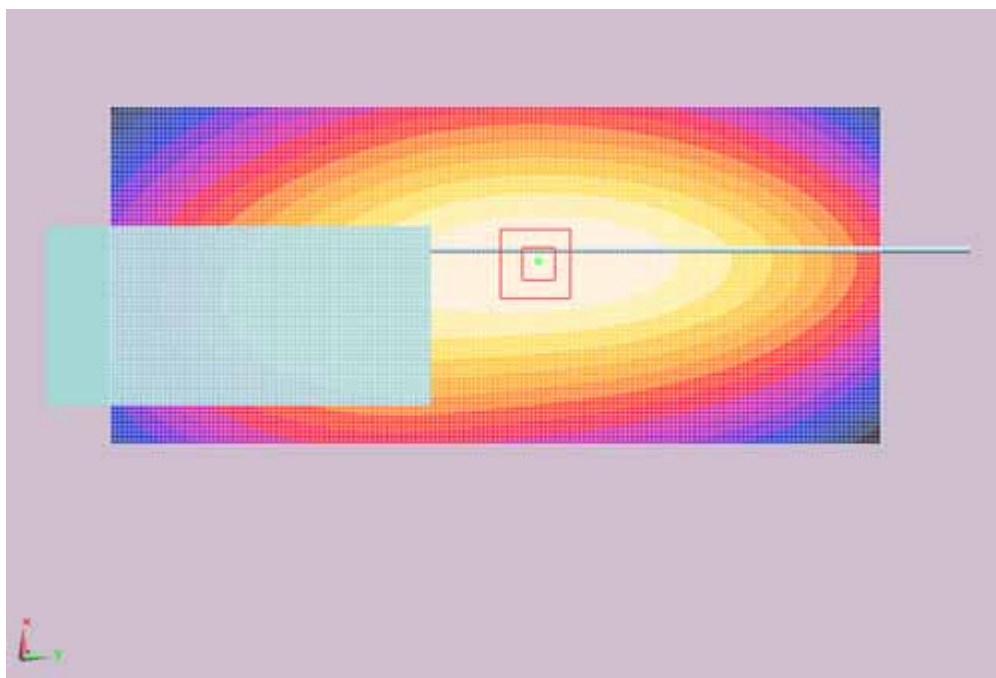
- Assessed by ITI (UK) Competent Body, NVLAP (USA) Accreditation Body & ACA/AUSTEL (Australia), VCCI (Japan)
- Accredited by Industry Canada (Canada) under ACC-LAB (Europe/Canada MRA and APEC/Canada MRA)
- Recognized/Listed by FCC (USA)
- All test results contained in this engineering test report are traceable to National Institute of Standards and Technology (NIST)

**File #: ICOM-204-SAR**

**June 5, 2009**



0 dB = 9.06mW/g



**ULTRATECH GROUP OF LABS**

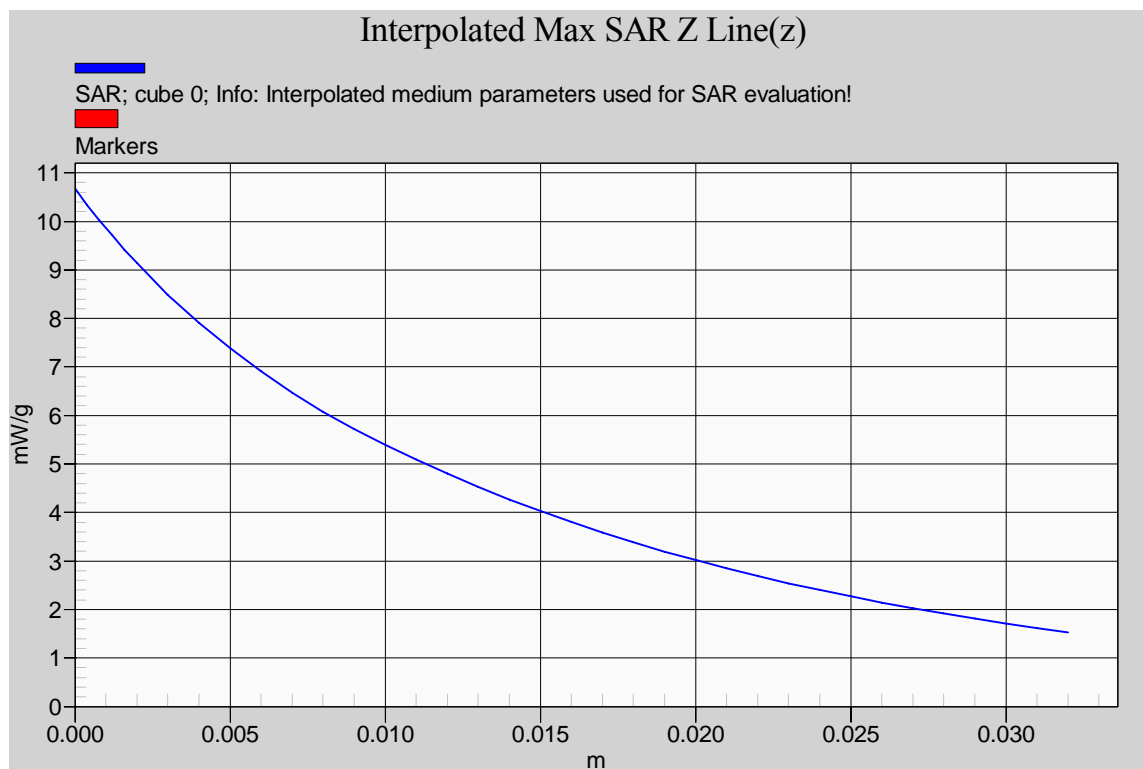
3000 Bristol Circle, Oakville, Ontario, Canada L6H 6G4

Tel. #: 905-829-1570, Fax. #: 905-829-8050, Email: [vic@ultratech-labs.com](mailto:vic@ultratech-labs.com), Website: <http://www.ultratech-labs.com>

- Assessed by ITI (UK) Competent Body, NVLAP (USA) Accreditation Body & ACA/AUSTEL (Australia), VCCI (Japan)
- Accredited by Industry Canada (Canada) under ACC-LAB (Europe/Canada MRA and APEC/Canada MRA)
- Recognized/Listed by FCC (USA)
- All test results contained in this engineering test report are traceable to National Institute of Standards and Technology (NIST)

**File #: ICOM-204-SAR**

**June 5, 2009**

**ULTRATECH GROUP OF LABS**

3000 Bristol Circle, Oakville, Ontario, Canada L6H 6G4

Tel. #: 905-829-1570, Fax. #: 905-829-8050, Email: [vic@ultratech-labs.com](mailto:vic@ultratech-labs.com), Website: <http://www.ultratech-labs.com>

- Assessed by ITI (UK) Competent Body, NVLAP (USA) Accreditation Body & ACA/AUSTEL (Australia), VCCI (Japan)
- Accredited by Industry Canada (Canada) under ACC-LAB (Europe/Canada MRA and APEC/Canada MRA)
- Recognized/Listed by FCC (USA)
- All test results contained in this engineering test report are traceable to National Institute of Standards and Technology (NIST)

**File #: ICOM-204-SAR**

June 5, 2009

**6.4.3.3.  $\frac{1}{4}$  helical whip cut antenna (M/N: FA-SC61UC), length=165mm; Belt Clip (M/N: MB-115), Heavy Duty Earphone Mic (M/N: HS-153L); 470 MHz; #17**

Test Laboratory: UltraTech Group of Labs.

File Name: [ICOM-214Q\\_FA-SC61UC\(165mm\)\\_Body\\_HM153L\\_470MHz\(Hf\).da5](#)

**DUT: ICOM UHF Transceiver; Type: IC-F4011; Serial: 0000001**

**Program Name: Body Back at 470 MHz (165mm)\_HM153L**

Communication System: CW; Frequency: 470 MHz; Duty Cycle: 1:1

Medium parameters used (interpolated):  $f = 470$  MHz;  $\sigma = 0.93$  mho/m;  $\epsilon_r = 55.4$ ;  $\rho = 1000$  kg/m<sup>3</sup>

Phantom section: Flat Section

DASY5 Configuration:

- Probe: EX3DV4 - SN3673; ConvF(9.8, 9.8, 9.8); Calibrated: 2/23/2009
- Sensor-Surface: 2mm (Mechanical Surface Detection)
- Electronics: DAE4 Sn874; Calibrated: 2/17/2009
- Phantom: ELI 4.0; Type: QD OVA 001 BB; Serial: 1057
- Measurement SW: DASY5, V5.0 Build 126; SEMCAD X Version 13.4 Build 125

**Body Back, d=0mm, Pin=4W(EX-Probe)/Zoom Scan (5x5x7) (5x5x7)/Cube 0:** Measurement grid: dx=7.5mm, dy=7.5mm, dz=5mm

Reference Value = 60.8 V/m; Power Drift = 0.216 dB

Peak SAR (extrapolated) = 5.74 W/kg

**SAR(1 g) = 4.06 mW/g; SAR(10 g) = 2.91 mW/g**

[Info: Interpolated medium parameters used for SAR evaluation.](#)

Maximum value of SAR (measured) = 4.92 mW/g

**Body Back, d=0mm, Pin=4W(EX-Probe)/Area Scan (71x161x1):** Measurement grid: dx=15mm, dy=15mm

[Info: Interpolated medium parameters used for SAR evaluation.](#)

Maximum value of SAR (interpolated) = 4.72 mW/g

---

**ULTRATECH GROUP OF LABS**

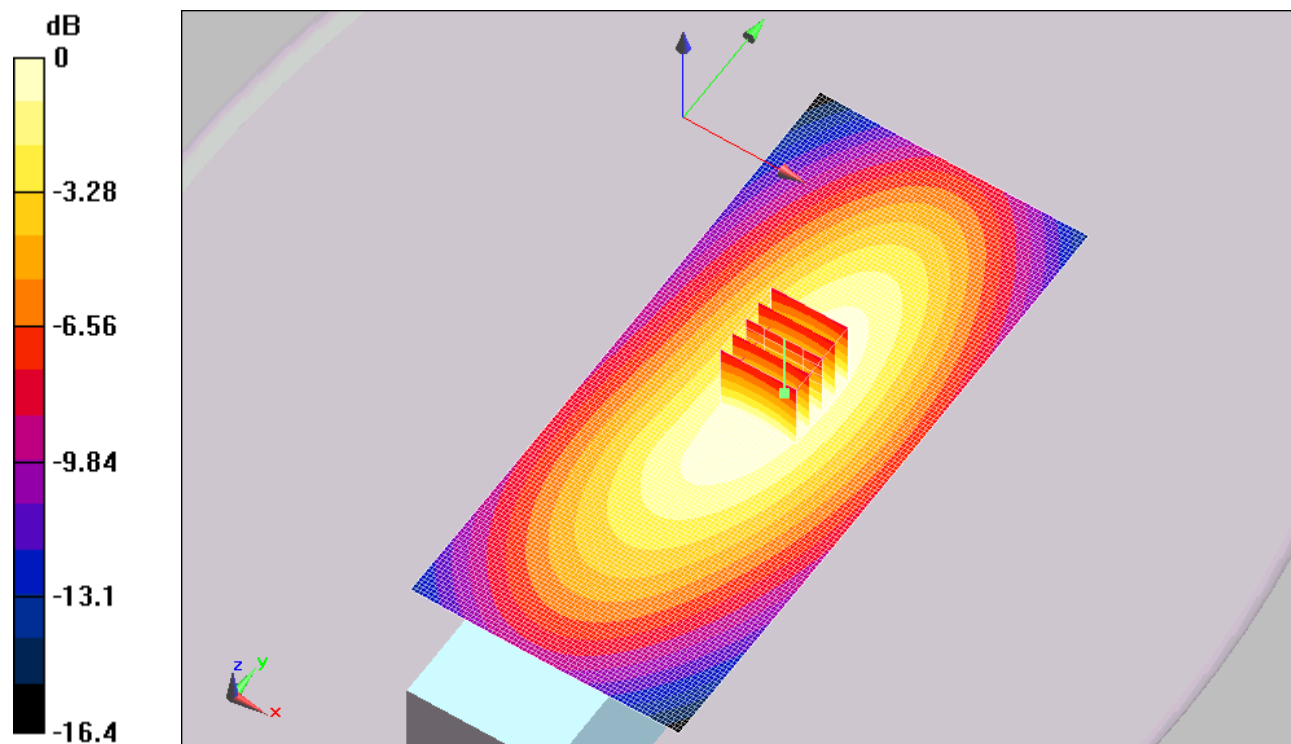
3000 Bristol Circle, Oakville, Ontario, Canada L6H 6G4

Tel. #: 905-829-1570, Fax. #: 905-829-8050, Email: [vic@ultratech-labs.com](mailto:vic@ultratech-labs.com), Website: <http://www.ultratech-labs.com>

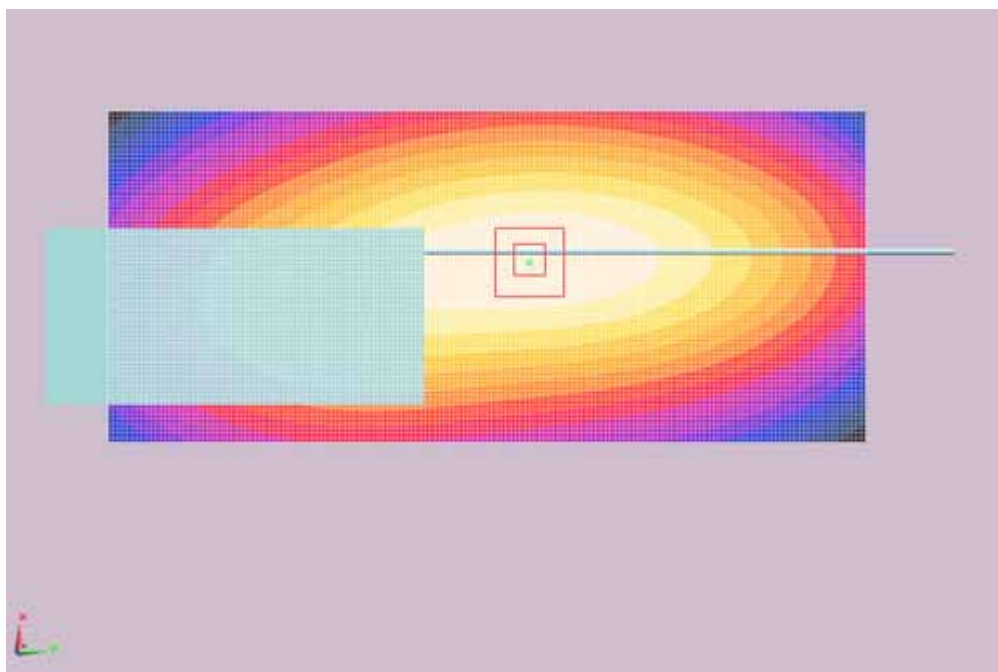
- Assessed by ITI (UK) Competent Body, NVLAP (USA) Accreditation Body & ACA/AUSTEL (Australia), VCCI (Japan)
- Accredited by Industry Canada (Canada) under ACC-LAB (Europe/Canada MRA and APEC/Canada MRA)
- Recognized/Listed by FCC (USA)
- All test results contained in this engineering test report are traceable to National Institute of Standards and Technology (NIST)

**File #: ICOM-204-SAR**

**June 5, 2009**



0 dB = 4.72mW/g



**ULTRATECH GROUP OF LABS**

3000 Bristol Circle, Oakville, Ontario, Canada L6H 6G4

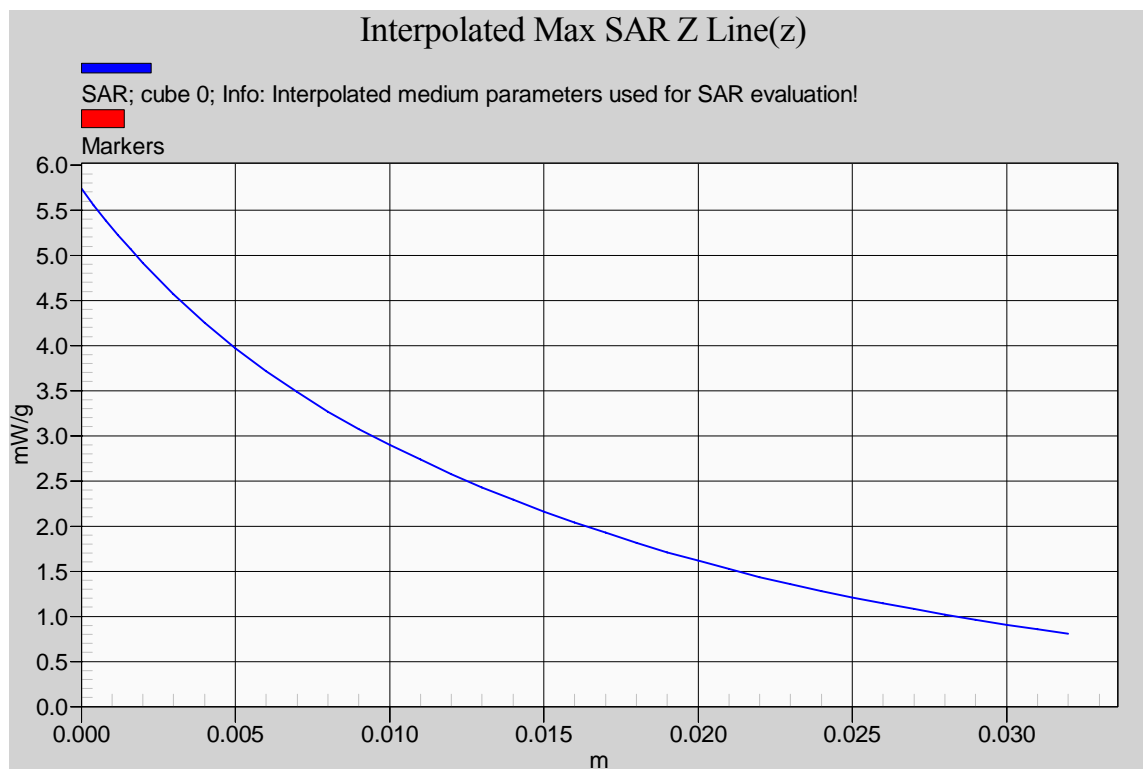
Tel. #: 905-829-1570, Fax. #: 905-829-8050, Email: [vic@ultratech-labs.com](mailto:vic@ultratech-labs.com), Website: <http://www.ultratech-labs.com>

- Assessed by ITI (UK) Competent Body, NVLAP (USA) Accreditation Body & ACA/AUSTEL (Australia), VCCI (Japan)
- Accredited by Industry Canada (Canada) under ACC-LAB (Europe/Canada MRA and APEC/Canada MRA)
- Recognized/Listed by FCC (USA)
- All test results contained in this engineering test report are traceable to National Institute of Standards and Technology (NIST)

**File #: ICOM-204-SAR**

**June 5, 2009**



**ULTRATECH GROUP OF LABS**

3000 Bristol Circle, Oakville, Ontario, Canada L6H 6G4

Tel. #: 905-829-1570, Fax. #: 905-829-8050, Email: [vic@ultratech-labs.com](mailto:vic@ultratech-labs.com), Website: <http://www.ultratech-labs.com>

- Assessed by ITI (UK) Competent Body, NVLAP (USA) Accreditation Body & ACA/AUSTEL (Australia), VCCI (Japan)
- Accredited by Industry Canada (Canada) under ACC-LAB (Europe/Canada MRA and APEC/Canada MRA)
- Recognized/Listed by FCC (USA)
- All test results contained in this engineering test report are traceable to National Institute of Standards and Technology (NIST)

**File #: ICOM-204-SAR**

June 5, 2009



**6.4.3.4.  $\frac{1}{4}$  helical whip cut antenna (M/N: FA-SC61UC), length=156mm; Belt Clip (M/N: MB-115), Heavy Duty Earphone Mic (M/N: HS-153L); 400 MHz; #18**

Test Laboratory: UltraTech Group of Labs.

File Name: [ICOM-214Q\\_FA-SC61UC\(156mm\)\\_Body\\_HM153L\\_400MHz\(Lf\).da5](#)**DUT: ICOM UHF Transceiver; Type: IC-F4011; Serial: 0000001****Program Name: Body Back at 400 MHz (156mm)\_HM153L**

Communication System: CW; Frequency: 400 MHz; Duty Cycle: 1:1

Medium parameters used (interpolated):  $f = 400$  MHz;  $\sigma = 0.876$  mho/m;  $\epsilon_r = 56.9$ ;  $\rho = 1000$  kg/m<sup>3</sup>

Phantom section: Flat Section

DASY5 Configuration:

- Probe: EX3DV4 - SN3673; ConvF(9.8, 9.8, 9.8); Calibrated: 2/23/2009
- Sensor-Surface: 2mm (Mechanical Surface Detection)
- Electronics: DAE4 Sn874; Calibrated: 2/17/2009
- Phantom: ELI 4.0; Type: QD OVA 001 BB; Serial: 1057
- Measurement SW: DASY5, V5.0 Build 126; SEMCAD X Version 13.4 Build 125

**Body Back, d=0mm, Pin=4W(EX-Probe)/Zoom Scan (5x5x7) (5x5x7)/Cube 0:** Measurement grid: dx=7.5mm, dy=7.5mm, dz=5mm

Reference Value = 84.1 V/m; Power Drift = 0.479 dB

Peak SAR (extrapolated) = 9.63 W/kg

**SAR(1 g) = 7.22 mW/g; SAR(10 g) = 5.24 mW/g**[Info: Interpolated medium parameters used for SAR evaluation.](#)

Maximum value of SAR (measured) = 8.29 mW/g

**Body Back, d=0mm, Pin=4W(EX-Probe)/Area Scan (71x161x1):** Measurement grid: dx=15mm, dy=15mm[Info: Interpolated medium parameters used for SAR evaluation.](#)

Maximum value of SAR (interpolated) = 7.83 mW/g

---

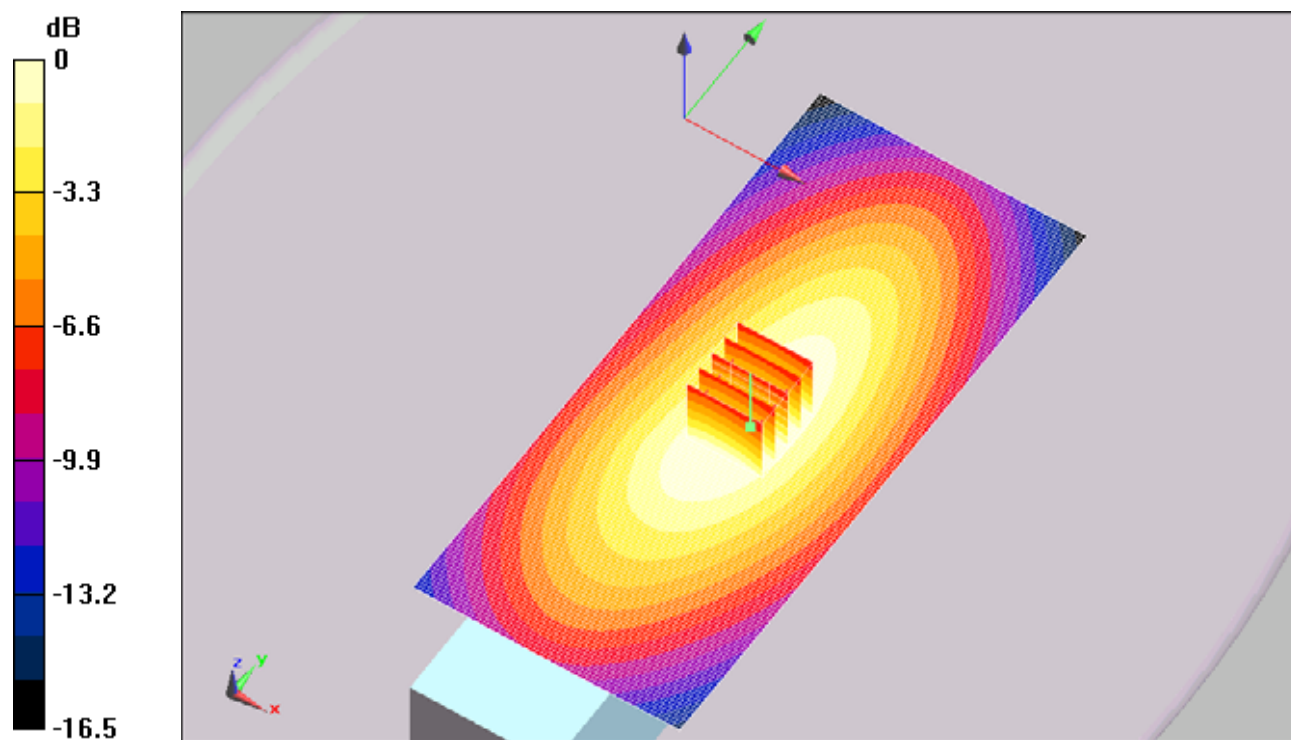
**ULTRATECH GROUP OF LABS**

3000 Bristol Circle, Oakville, Ontario, Canada L6H 6G4

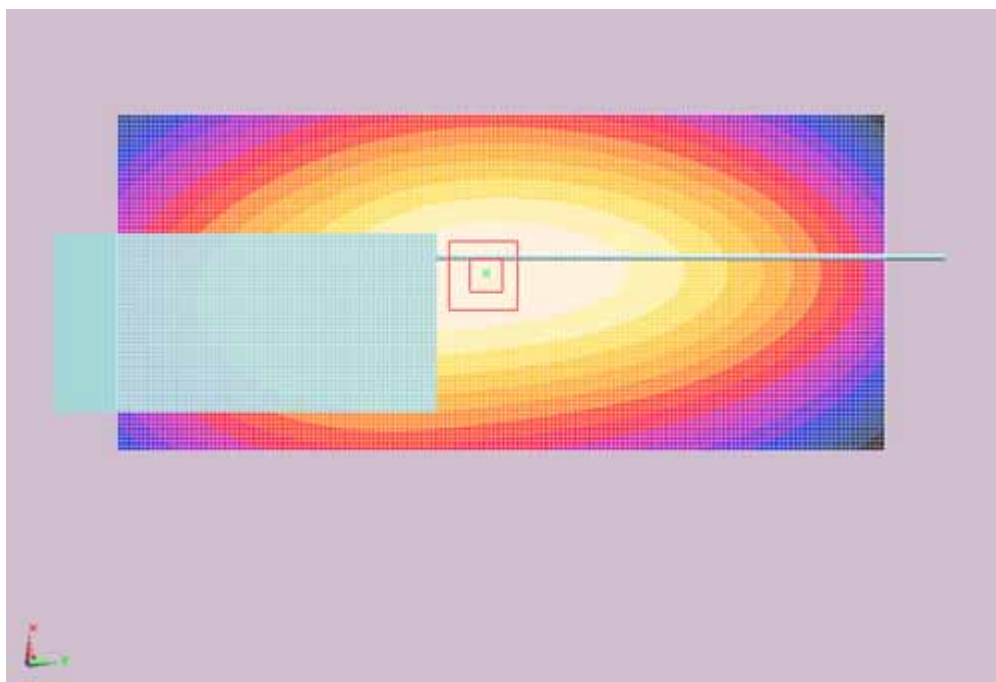
Tel. #: 905-829-1570, Fax. #: 905-829-8050, Email: [vic@ultratech-labs.com](mailto:vic@ultratech-labs.com), Website: <http://www.ultratech-labs.com>

- Assessed by ITI (UK) Competent Body, NVLAP (USA) Accreditation Body & ACA/AUSTEL (Australia), VCCI (Japan)
- Accredited by Industry Canada (Canada) under ACC-LAB (Europe/Canada MRA and APEC/Canada MRA)
- Recognized/Listed by FCC (USA)
- All test results contained in this engineering test report are traceable to National Institute of Standards and Technology (NIST)

**File #: ICOM-204-SAR****June 5, 2009**



0 dB = 7.83mW/g



**ULTRATECH GROUP OF LABS**

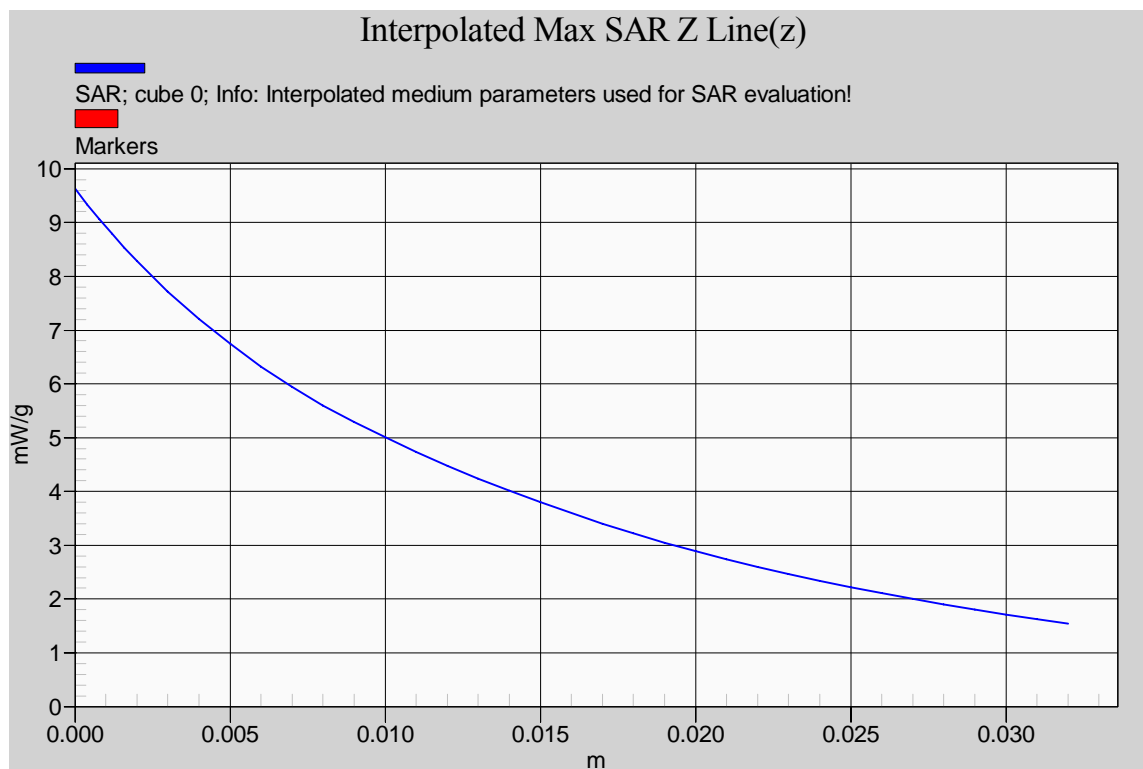
3000 Bristol Circle, Oakville, Ontario, Canada L6H 6G4

Tel. #: 905-829-1570, Fax. #: 905-829-8050, Email: [vic@ultratech-labs.com](mailto:vic@ultratech-labs.com), Website: <http://www.ultratech-labs.com>

- Assessed by ITI (UK) Competent Body, NVLAP (USA) Accreditation Body & ACA/AUSTEL (Australia), VCCI (Japan)
- Accredited by Industry Canada (Canada) under ACC-LAB (Europe/Canada MRA and APEC/Canada MRA)
- Recognized/Listed by FCC (USA)
- All test results contained in this engineering test report are traceable to National Institute of Standards and Technology (NIST)

**File #: ICOM-204-SAR**

**June 5, 2009**

**ULTRATECH GROUP OF LABS**

3000 Bristol Circle, Oakville, Ontario, Canada L6H 6G4

Tel. #: 905-829-1570, Fax. #: 905-829-8050, Email: [vic@ultratech-labs.com](mailto:vic@ultratech-labs.com), Website: <http://www.ultratech-labs.com>

- Assessed by ITI (UK) Competent Body, NVLAP (USA) Accreditation Body & ACA/AUSTEL (Australia), VCCI (Japan)
- Accredited by Industry Canada (Canada) under ACC-LAB (Europe/Canada MRA and APEC/Canada MRA)
- Recognized/Listed by FCC (USA)
- All test results contained in this engineering test report are traceable to National Institute of Standards and Technology (NIST)

**File #: ICOM-204-SAR**

June 5, 2009

**6.4.3.5.  $\frac{1}{4}$  helical whip cut antenna (M/N: FA-SC61UC), length=156mm; Belt Clip (M/N: MB-115), Heavy Duty Earphone Mic (M/N: HS-153L); 420 MHz; #19**

Test Laboratory: UltraTech Group of Labs.

File Name: [ICOM-214Q\\_FA-SC61UC\(156mm\)\\_Body\\_HM153L\\_420MHz\(Mf\).da5](#)**DUT: ICOM UHF Transceiver; Type: IC-F4011; Serial: 0000001****Program Name: Body Back at 420 MHz (156mm)\_HM153L**

Communication System: CW; Frequency: 420 MHz; Duty Cycle: 1:1

Medium parameters used (interpolated):  $f = 420$  MHz;  $\sigma = 0.893$  mho/m;  $\epsilon_r = 56.6$ ;  $\rho = 1000$  kg/m<sup>3</sup>

Phantom section: Flat Section

DASY5 Configuration:

- Probe: EX3DV4 - SN3673; ConvF(9.8, 9.8, 9.8); Calibrated: 2/23/2009
- Sensor-Surface: 2mm (Mechanical Surface Detection)
- Electronics: DAE4 Sn874; Calibrated: 2/17/2009
- Phantom: ELI 4.0; Type: QD OVA 001 BB; Serial: 1057
- Measurement SW: DASY5, V5.0 Build 126; SEMCAD X Version 13.4 Build 125

**Body Back, d=0mm, Pin=4W(EX-Probe)/Zoom Scan (5x5x7) (5x5x7)/Cube 0:** Measurement grid: dx=7.5mm, dy=7.5mm, dz=5mm

Reference Value = 101.5 V/m; Power Drift = 0.015 dB

Peak SAR (extrapolated) = 13.3 W/kg

**SAR(1 g) = 9.82 mW/g; SAR(10 g) = 7.08 mW/g**[Info: Interpolated medium parameters used for SAR evaluation.](#)

Maximum value of SAR (measured) = 11.4 mW/g

**Body Back, d=0mm, Pin=4W(EX-Probe)/Area Scan (71x161x1):** Measurement grid: dx=15mm, dy=15mm[Info: Interpolated medium parameters used for SAR evaluation.](#)

Maximum value of SAR (interpolated) = 11.3 mW/g

---

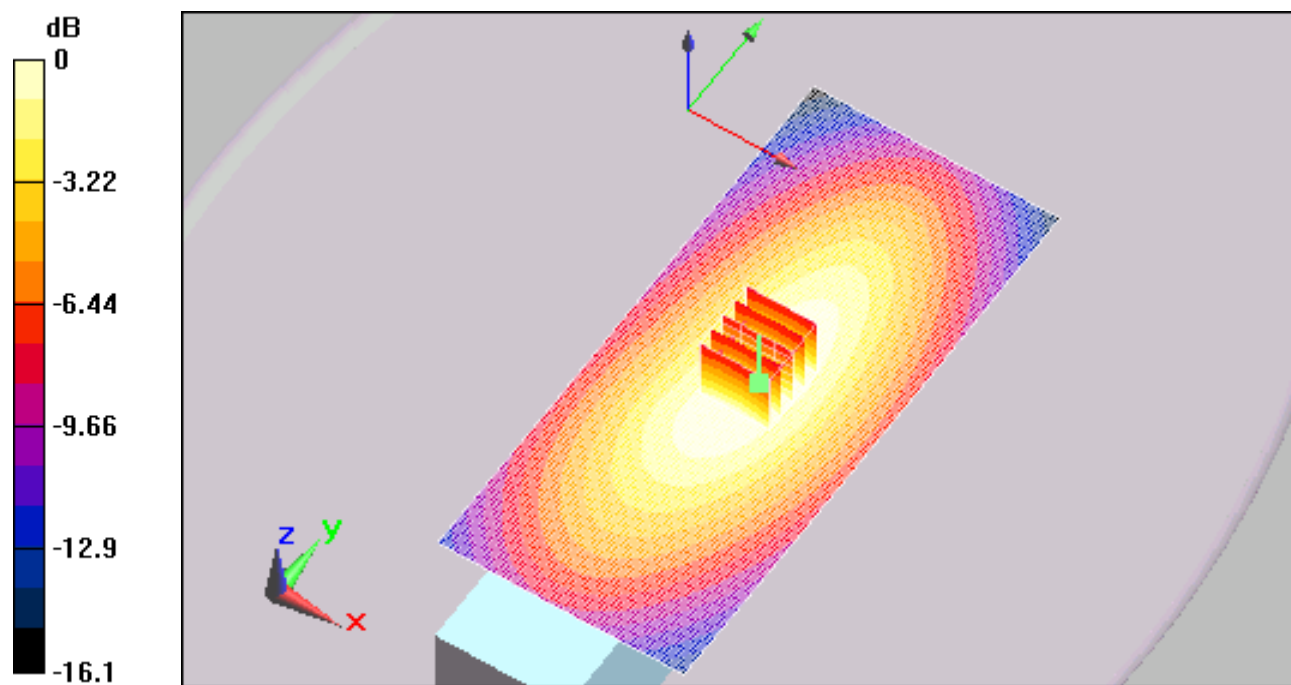
**ULTRATECH GROUP OF LABS**

3000 Bristol Circle, Oakville, Ontario, Canada L6H 6G4

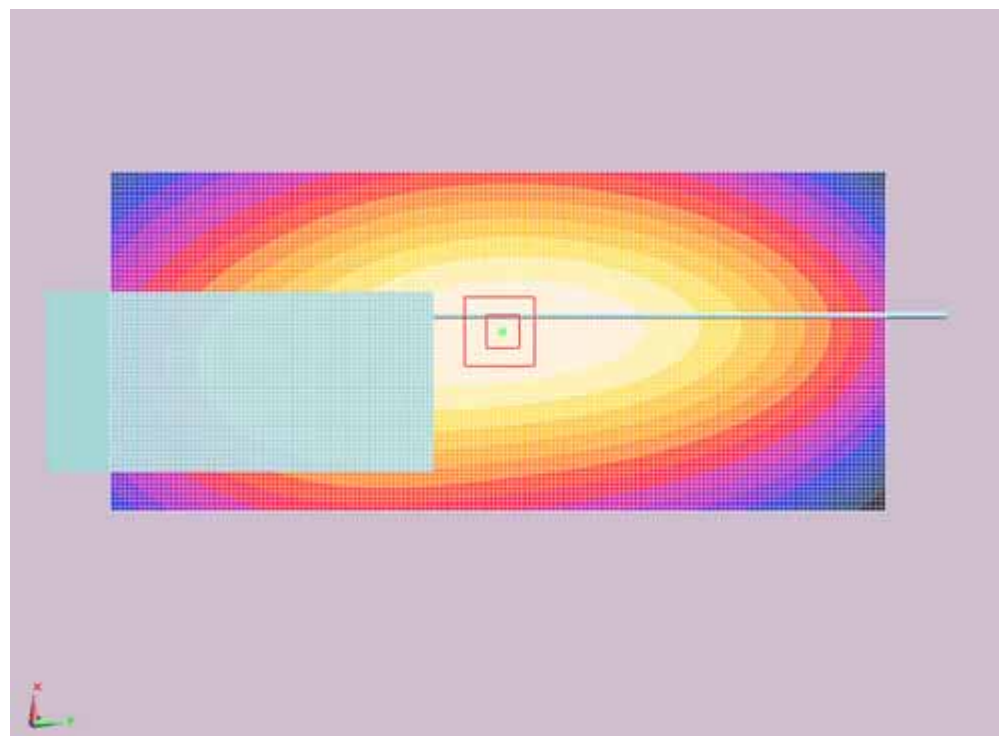
Tel. #: 905-829-1570, Fax. #: 905-829-8050, Email: [vic@ultratech-labs.com](mailto:vic@ultratech-labs.com), Website: <http://www.ultratech-labs.com>

- Assessed by ITI (UK) Competent Body, NVLAP (USA) Accreditation Body & ACA/AUSTEL (Australia), VCCI (Japan)
- Accredited by Industry Canada (Canada) under ACC-LAB (Europe/Canada MRA and APEC/Canada MRA)
- Recognized/Listed by FCC (USA)
- All test results contained in this engineering test report are traceable to National Institute of Standards and Technology (NIST)

**File #: ICOM-204-SAR****June 5, 2009**



0 dB = 11.3mW/g



**ULTRATECH GROUP OF LABS**

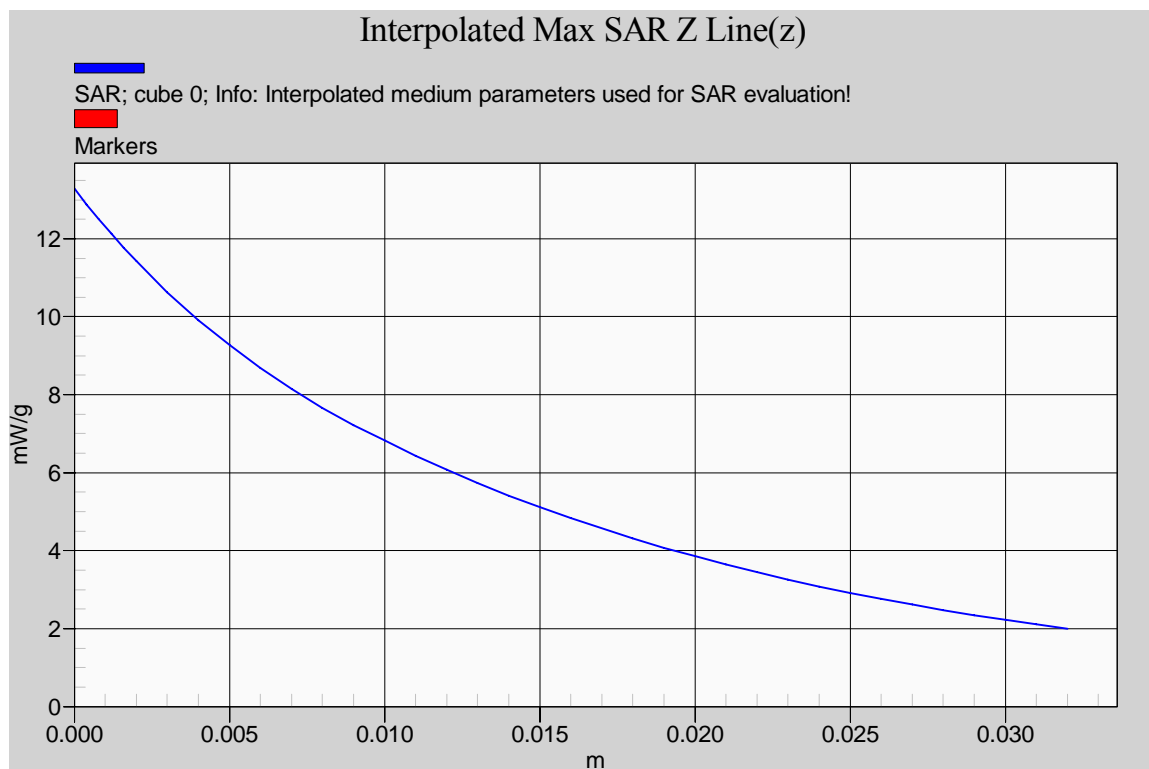
3000 Bristol Circle, Oakville, Ontario, Canada L6H 6G4

Tel. #: 905-829-1570, Fax. #: 905-829-8050, Email: [vic@ultratech-labs.com](mailto:vic@ultratech-labs.com), Website: <http://www.ultratech-labs.com>

- Assessed by ITI (UK) Competent Body, NVLAP (USA) Accreditation Body & ACA/AUSTEL (Australia), VCCI (Japan)
- Accredited by Industry Canada (Canada) under ACC-LAB (Europe/Canada MRA and APEC/Canada MRA)
- Recognized/Listed by FCC (USA)
- All test results contained in this engineering test report are traceable to National Institute of Standards and Technology (NIST)

**File #: ICOM-204-SAR**

**June 5, 2009**

**ULTRATECH GROUP OF LABS**

3000 Bristol Circle, Oakville, Ontario, Canada L6H 6G4

Tel. #: 905-829-1570, Fax. #: 905-829-8050, Email: [vic@ultratech-labs.com](mailto:vic@ultratech-labs.com), Website: <http://www.ultratech-labs.com>

- Assessed by ITI (UK) Competent Body, NVLAP (USA) Accreditation Body & ACA/AUSTEL (Australia), VCCI (Japan)
- Accredited by Industry Canada (Canada) under ACC-LAB (Europe/Canada MRA and APEC/Canada MRA)
- Recognized/Listed by FCC (USA)
- All test results contained in this engineering test report are traceable to National Institute of Standards and Technology (NIST)

**File #: ICOM-204-SAR**

June 5, 2009

**6.4.3.6.  $\frac{1}{4}$  helical whip cut antenna (M/N: FA-SC61UC), length=156mm; Belt Clip (M/N: MB-115), Heavy Duty Earphone Mic (M/N: HS-153L); 470 MHz; #20**

Test Laboratory: UltraTech Group of Labs.

File Name: [ICOM-214Q\\_FA-SC61UC\(156mm\)\\_Body\\_HM153L\\_470MHz\(Hf\).da5](#)

**DUT: ICOM UHF Transceiver; Type: IC-F4011; Serial: 0000001**

**Program Name: Body Back at 470 MHz (156mm)\_HM153L**

Communication System: CW; Frequency: 470 MHz; Duty Cycle: 1:1

Medium parameters used (interpolated):  $f = 470$  MHz;  $\sigma = 0.93$  mho/m;  $\epsilon_r = 55.4$ ;  $\rho = 1000$  kg/m<sup>3</sup>

Phantom section: Flat Section

DASY5 Configuration:

- Probe: EX3DV4 - SN3673; ConvF(9.8, 9.8, 9.8); Calibrated: 2/23/2009
- Sensor-Surface: 2mm (Mechanical Surface Detection)
- Electronics: DAE4 Sn874; Calibrated: 2/17/2009
- Phantom: ELI 4.0; Type: QD OVA 001 BB; Serial: 1057
- Measurement SW: DASY5, V5.0 Build 126; SEMCAD X Version 13.4 Build 125

**Body Back, d=0mm, Pin=4W(EX-Probe)/Zoom Scan (5x5x7) (5x5x7)/Cube 0:** Measurement grid: dx=7.5mm, dy=7.5mm, dz=5mm

Reference Value = 79.5 V/m; Power Drift = 0.290 dB

Peak SAR (extrapolated) = 9.52 W/kg

**SAR(1 g) = 6.71 mW/g; SAR(10 g) = 4.81 mW/g**

[Info: Interpolated medium parameters used for SAR evaluation.](#)

Maximum value of SAR (measured) = 8.15 mW/g

**Body Back, d=0mm, Pin=4W(EX-Probe)/Area Scan (71x161x1):** Measurement grid: dx=15mm, dy=15mm

[Info: Interpolated medium parameters used for SAR evaluation.](#)

Maximum value of SAR (interpolated) = 7.8 mW/g

## ULTRATECH GROUP OF LABS

3000 Bristol Circle, Oakville, Ontario, Canada L6H 6G4

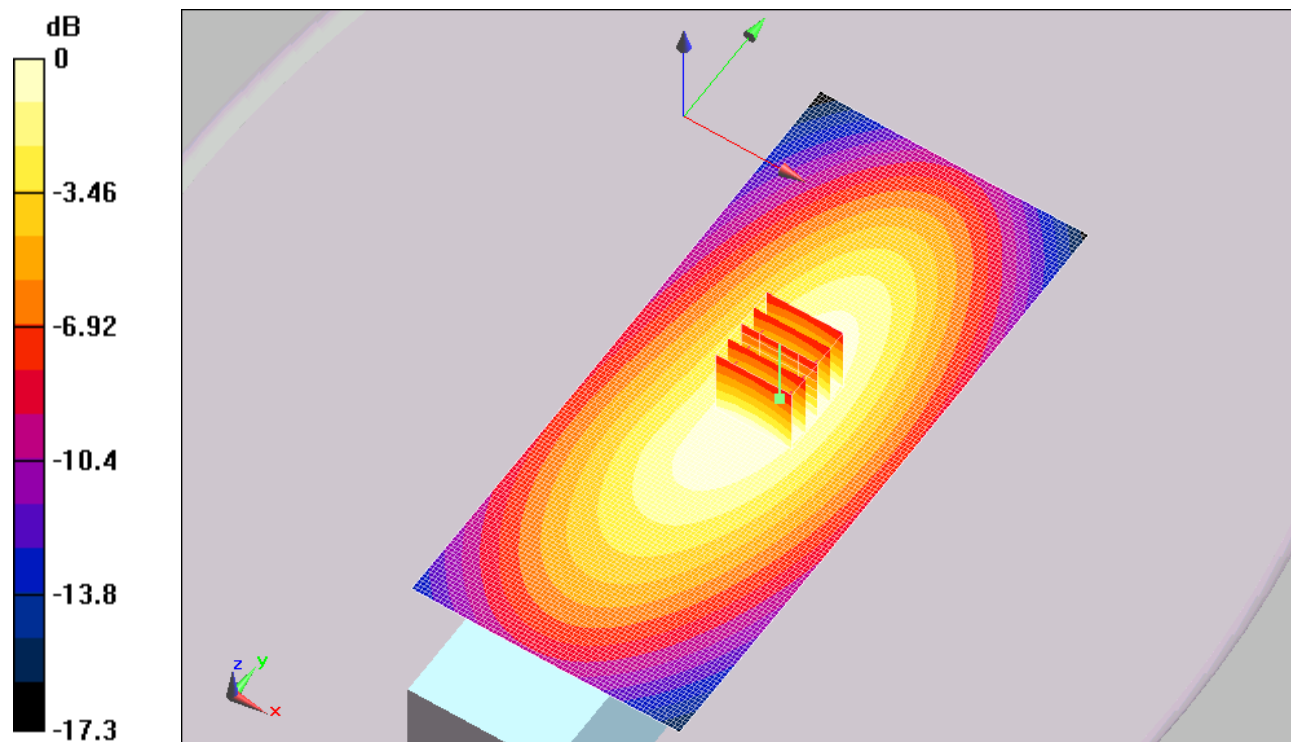
Tel. #: 905-829-1570, Fax. #: 905-829-8050, Email: [vic@ultratech-labs.com](mailto:vic@ultratech-labs.com), Website: <http://www.ultratech-labs.com>

- Assessed by ITI (UK) Competent Body, NVLAP (USA) Accreditation Body & ACA/AUSTEL (Australia), VCCI (Japan)
- Accredited by Industry Canada (Canada) under ACC-LAB (Europe/Canada MRA and APEC/Canada MRA)
- Recognized/Listed by FCC (USA)
- All test results contained in this engineering test report are traceable to National Institute of Standards and Technology (NIST)

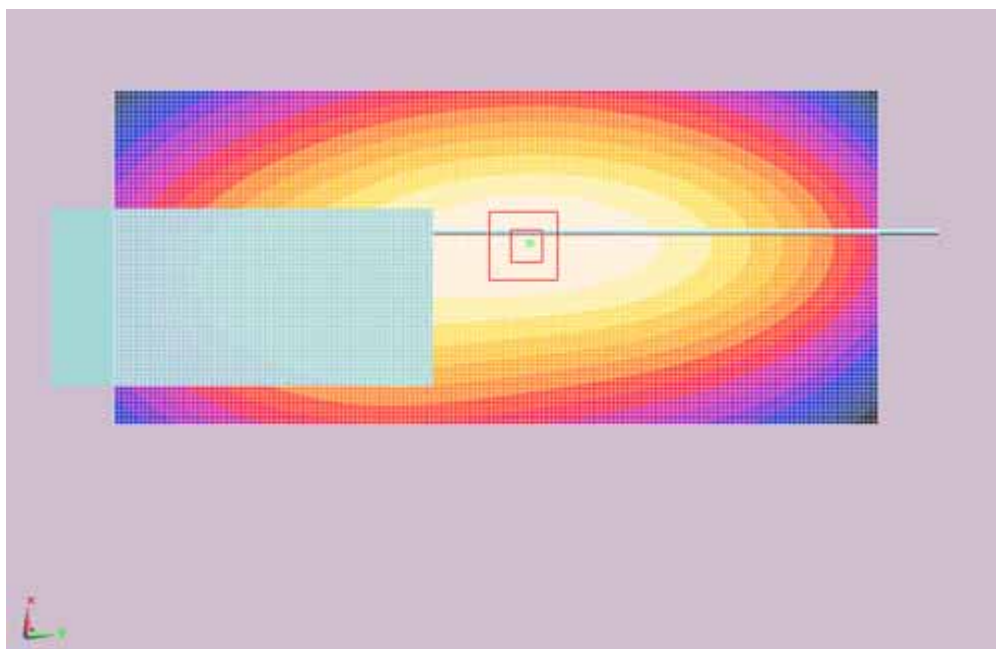
**File #: ICOM-204-SAR**

**June 5, 2009**





0 dB = 7.8mW/g



**ULTRATECH GROUP OF LABS**

3000 Bristol Circle, Oakville, Ontario, Canada L6H 6G4

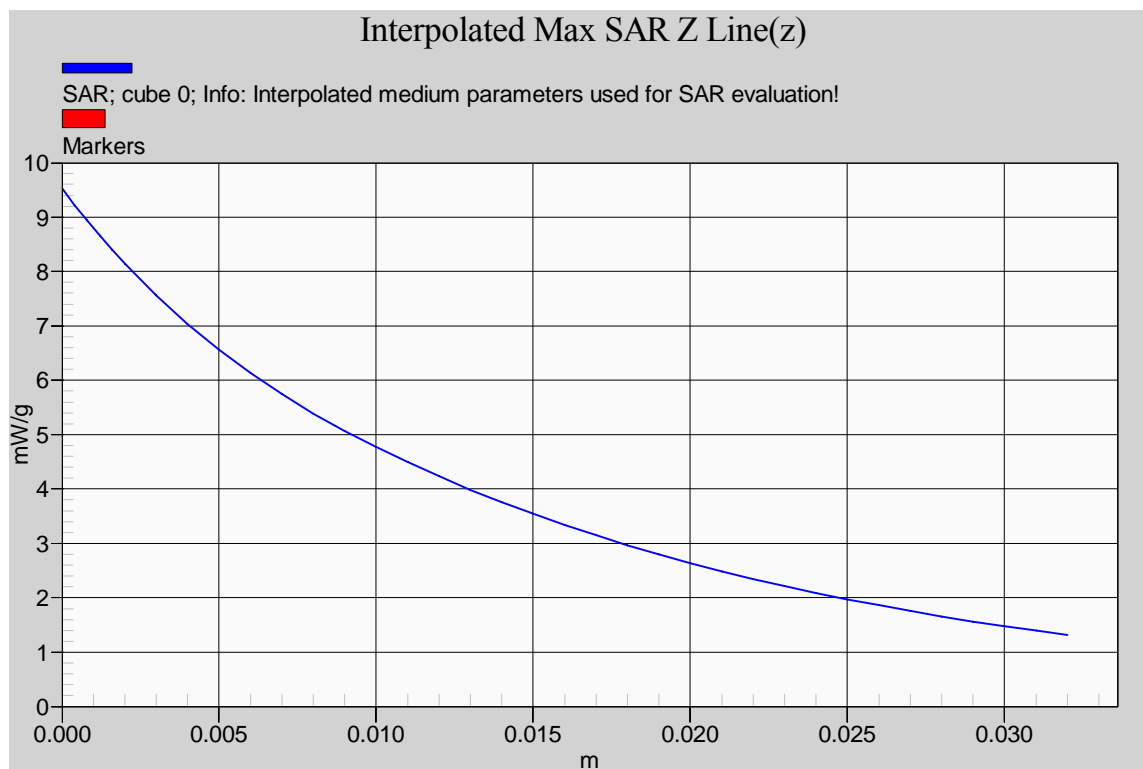
Tel. #: 905-829-1570, Fax. #: 905-829-8050, Email: [vic@ultratech-labs.com](mailto:vic@ultratech-labs.com), Website: <http://www.ultratech-labs.com>

- Assessed by ITI (UK) Competent Body, NVLAP (USA) Accreditation Body & ACA/AUSTEL (Australia), VCCI (Japan)
- Accredited by Industry Canada (Canada) under ACC-LAB (Europe/Canada MRA and APEC/Canada MRA)
- Recognized/Listed by FCC (USA)
- All test results contained in this engineering test report are traceable to National Institute of Standards and Technology (NIST)

**File #: ICOM-204-SAR**

**June 5, 2009**



**ULTRATECH GROUP OF LABS**

3000 Bristol Circle, Oakville, Ontario, Canada L6H 6G4

Tel. #: 905-829-1570, Fax. #: 905-829-8050, Email: [vic@ultratech-labs.com](mailto:vic@ultratech-labs.com), Website: <http://www.ultratech-labs.com>

- Assessed by ITI (UK) Competent Body, NVLAP (USA) Accreditation Body & ACA/AUSTEL (Australia), VCCI (Japan)
- Accredited by Industry Canada (Canada) under ACC-LAB (Europe/Canada MRA and APEC/Canada MRA)
- Recognized/Listed by FCC (USA)
- All test results contained in this engineering test report are traceable to National Institute of Standards and Technology (NIST)

**File #: ICOM-204-SAR**

June 5, 2009

**6.4.3.7.  $\frac{1}{4}$  helical whip cut antenna (M/N: FA-SC61UC), length=156mm; Belt Clip (M/N: MB-115), Heavy Duty Earphone Mic (M/N: HS-153L); 445 MHz; #21**

Test Laboratory: UltraTech Group of Labs.

File Name: [ICOM-214Q\\_FA-SC61UC\(156mm\)\\_Body\\_HM153L\\_445MHz\(Of\).da5](#)

**DUT: ICOM UHF Transceiver; Type: IC-F4011; Serial: 0000001**

**Program Name: Body Back at 445 MHz (156mm)\_HM153L**

Communication System: CW; Frequency: 445 MHz; Duty Cycle: 1:1

Medium parameters used (interpolated):  $f = 445$  MHz;  $\sigma = 0.908$  mho/m;  $\epsilon_r = 55.9$ ;  $\rho = 1000$  kg/m<sup>3</sup>

Phantom section: Flat Section

DASY5 Configuration:

- Probe: EX3DV4 - SN3673; ConvF(9.8, 9.8, 9.8); Calibrated: 2/23/2009
- Sensor-Surface: 2mm (Mechanical Surface Detection)
- Electronics: DAE4 Sn874; Calibrated: 2/17/2009
- Phantom: ELI 4.0; Type: QD OVA 001 BB; Serial: 1057
- Measurement SW: DASY5, V5.0 Build 126; SEMCAD X Version 13.4 Build 125

**Body Back, d=0mm, Pin=4W(EX-Probe)/Zoom Scan (5x5x7) (5x5x7)/Cube 0:** Measurement grid: dx=7.5mm, dy=7.5mm, dz=5mm

Reference Value = 94.2 V/m; Power Drift = -0.014 dB

Peak SAR (extrapolated) = 11.6 W/kg

**SAR(1 g) = 8.38 mW/g; SAR(10 g) = 6.03 mW/g**

[Info: Interpolated medium parameters used for SAR evaluation.](#)

Maximum value of SAR (measured) = 9.94 mW/g

**Body Back, d=0mm, Pin=4W(EX-Probe)/Area Scan (71x161x1):** Measurement grid: dx=15mm, dy=15mm

[Info: Interpolated medium parameters used for SAR evaluation.](#)

Maximum value of SAR (interpolated) = 9.82 mW/g

---

**ULTRATECH GROUP OF LABS**

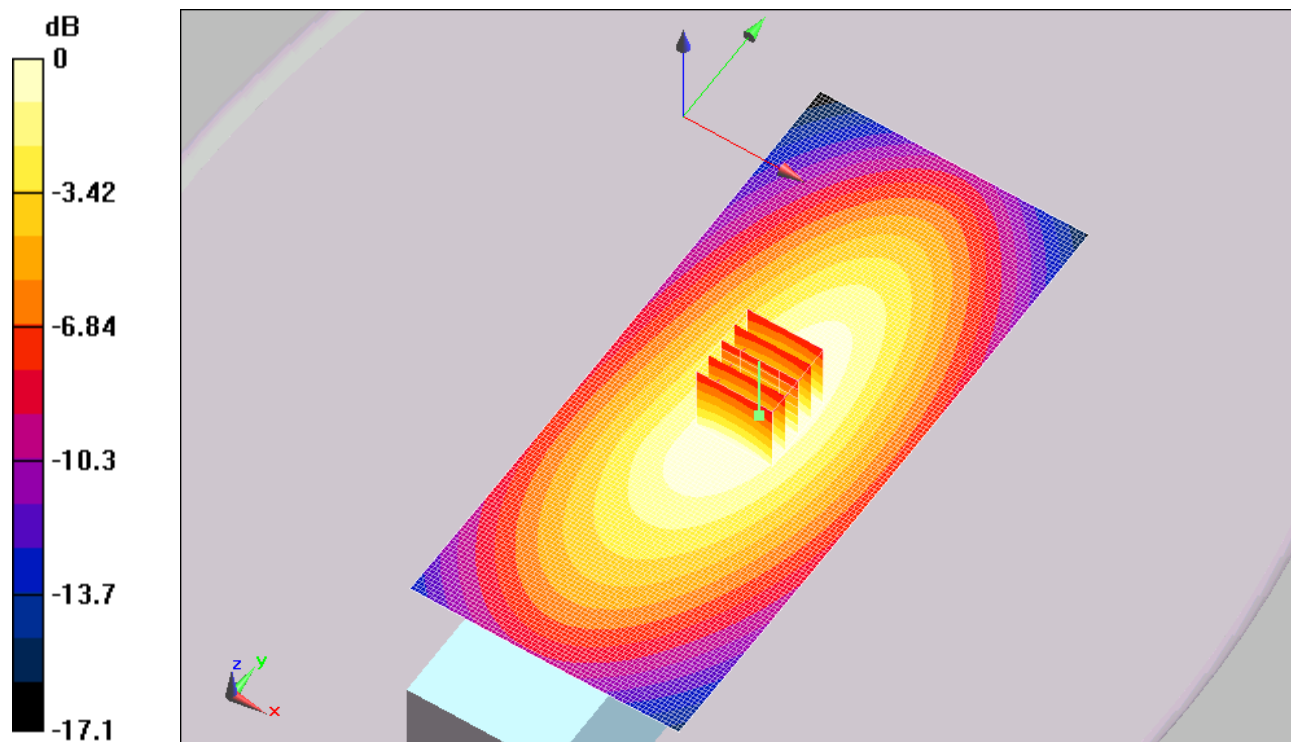
3000 Bristol Circle, Oakville, Ontario, Canada L6H 6G4

Tel. #: 905-829-1570, Fax. #: 905-829-8050, Email: [vic@ultratech-labs.com](mailto:vic@ultratech-labs.com), Website: <http://www.ultratech-labs.com>

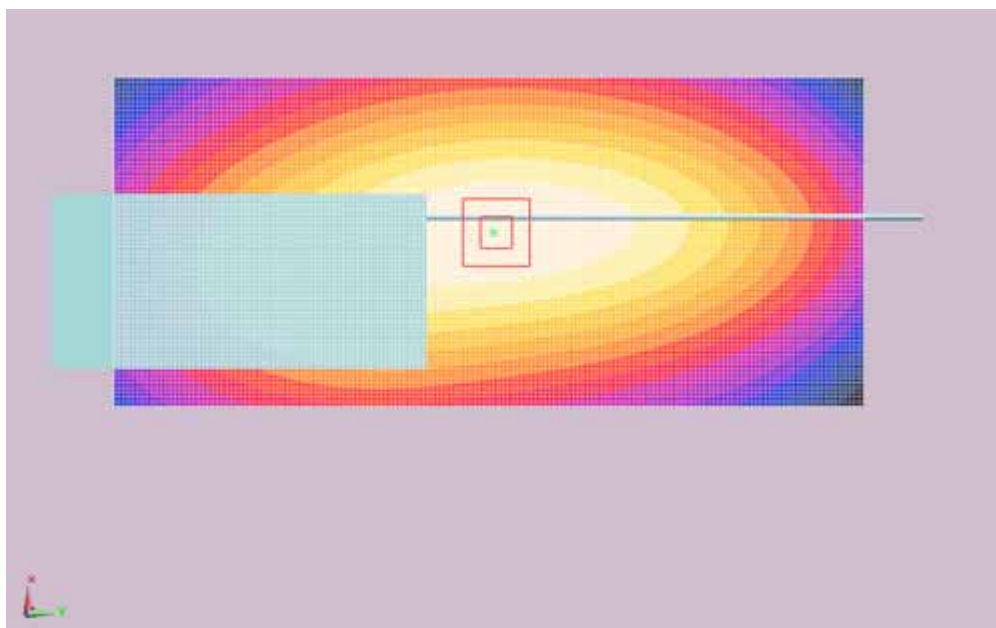
- Assessed by ITI (UK) Competent Body, NVLAP (USA) Accreditation Body & ACA/AUSTEL (Australia), VCCI (Japan)
- Accredited by Industry Canada (Canada) under ACC-LAB (Europe/Canada MRA and APEC/Canada MRA)
- Recognized/Listed by FCC (USA)
- All test results contained in this engineering test report are traceable to National Institute of Standards and Technology (NIST)

**File #: ICOM-204-SAR**

**June 5, 2009**



0 dB = 9.82mW/g



**ULTRATECH GROUP OF LABS**

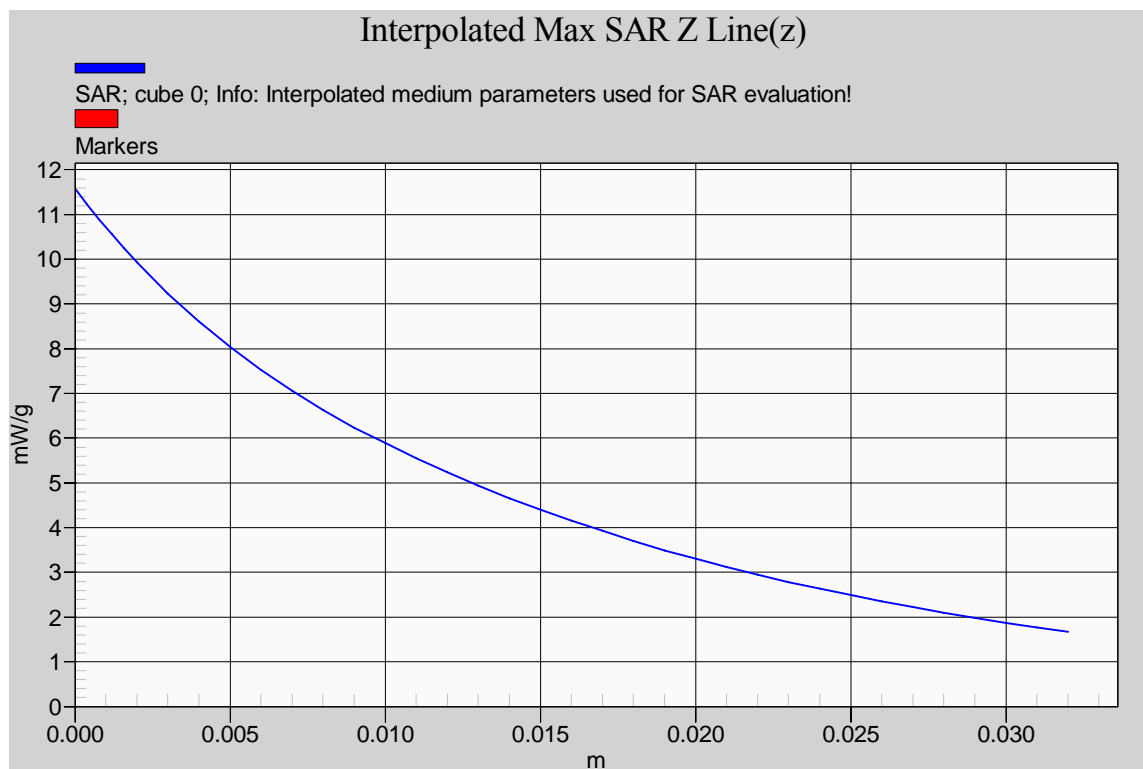
3000 Bristol Circle, Oakville, Ontario, Canada L6H 6G4

Tel. #: 905-829-1570, Fax. #: 905-829-8050, Email: [vic@ultratech-labs.com](mailto:vic@ultratech-labs.com), Website: <http://www.ultratech-labs.com>

- Assessed by ITI (UK) Competent Body, NVLAP (USA) Accreditation Body & ACA/AUSTEL (Australia), VCCI (Japan)
- Accredited by Industry Canada (Canada) under ACC-LAB (Europe/Canada MRA and APEC/Canada MRA)
- Recognized/Listed by FCC (USA)
- All test results contained in this engineering test report are traceable to National Institute of Standards and Technology (NIST)

**File #: ICOM-204-SAR**

**June 5, 2009**

**ULTRATECH GROUP OF LABS**

3000 Bristol Circle, Oakville, Ontario, Canada L6H 6G4

Tel. #: 905-829-1570, Fax. #: 905-829-8050, Email: [vic@ultratech-labs.com](mailto:vic@ultratech-labs.com), Website: <http://www.ultratech-labs.com>

- Assessed by ITI (UK) Competent Body, NVLAP (USA) Accreditation Body & ACA/AUSTEL (Australia), VCCI (Japan)
- Accredited by Industry Canada (Canada) under ACC-LAB (Europe/Canada MRA and APEC/Canada MRA)
- Recognized/Listed by FCC (USA)
- All test results contained in this engineering test report are traceable to National Institute of Standards and Technology (NIST)

**File #: ICOM-204-SAR**

June 5, 2009

**6.4.3.8.  $\frac{1}{4}$  helical whip cut antenna (M/N: FA-SC61UC), length=148mm; Belt Clip (M/N: MB-115), Heavy Duty Earphone Mic (M/N: HS-153L); 400 MHz; #22**

Test Laboratory: UltraTech Group of Labs.

File Name: [ICOM-214Q\\_FA-SC61UC\(148mm\)\\_Body\\_HM153L\\_400MHz\(Lf\).da5](#)**DUT: ICOM UHF Transceiver; Type: IC-F4011; Serial: 0000001****Program Name: Body Back at 400 MHz (148mm)\_HM153L**

Communication System: CW; Frequency: 400 MHz; Duty Cycle: 1:1

Medium parameters used (interpolated):  $f = 400$  MHz;  $\sigma = 0.876$  mho/m;  $\epsilon_r = 56.9$ ;  $\rho = 1000$  kg/m<sup>3</sup>

Phantom section: Flat Section

DASY5 Configuration:

- Probe: EX3DV4 - SN3673; ConvF(9.8, 9.8, 9.8); Calibrated: 2/23/2009
- Sensor-Surface: 2mm (Mechanical Surface Detection)
- Electronics: DAE4 Sn874; Calibrated: 2/17/2009
- Phantom: ELI 4.0; Type: QD OVA 001 BB; Serial: 1057
- Measurement SW: DASY5, V5.0 Build 126; SEMCAD X Version 13.4 Build 125

**Body Back, d=0mm, Pin=4W(EX-Probe)/Zoom Scan (5x5x7) (5x5x7)/Cube 0:** Measurement grid: dx=7.5mm, dy=7.5mm, dz=5mm

Reference Value = 77.6 V/m; Power Drift = 0.460 dB

Peak SAR (extrapolated) = 8.51 W/kg

**SAR(1 g) = 6.37 mW/g; SAR(10 g) = 4.61 mW/g**[Info: Interpolated medium parameters used for SAR evaluation.](#)

Maximum value of SAR (measured) = 7.32 mW/g

**Body Back, d=0mm, Pin=4W(EX-Probe)/Area Scan (71x171x1):** Measurement grid: dx=15mm, dy=15mm[Info: Interpolated medium parameters used for SAR evaluation.](#)

Maximum value of SAR (interpolated) = 6.86 mW/g

---

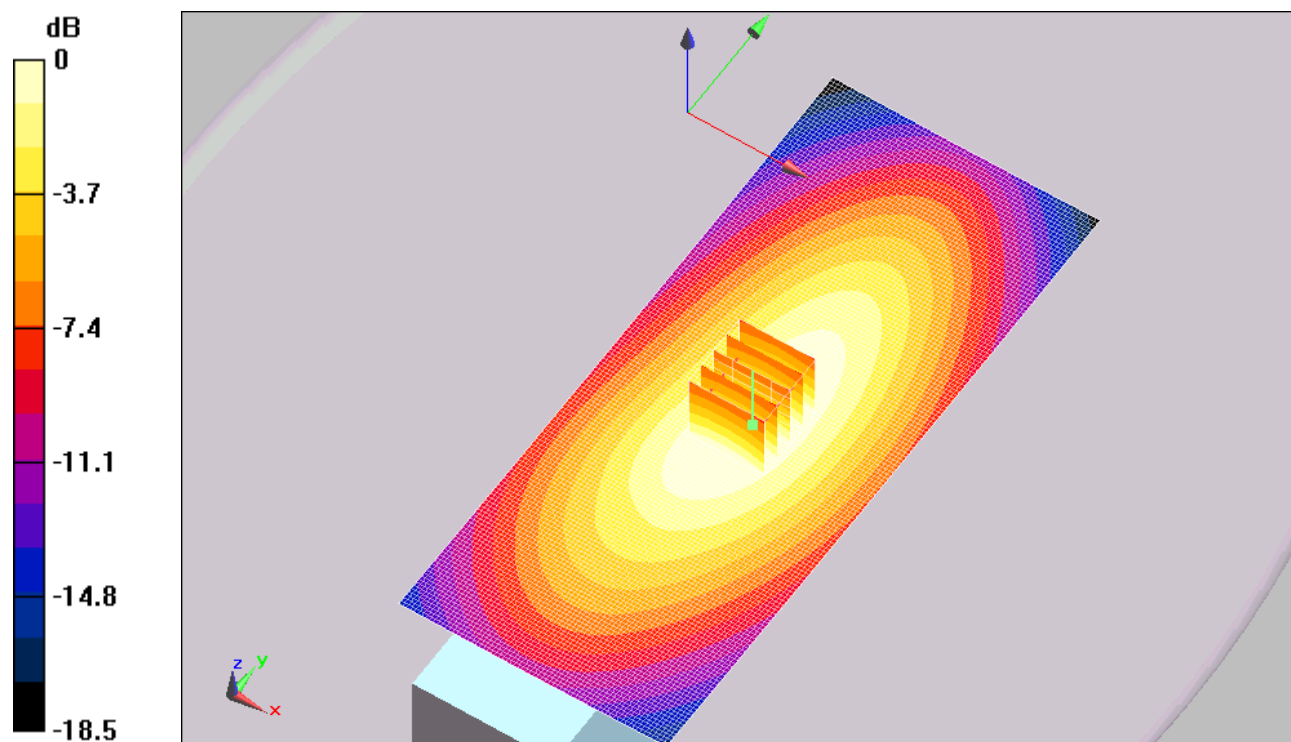
**ULTRATECH GROUP OF LABS**

3000 Bristol Circle, Oakville, Ontario, Canada L6H 6G4

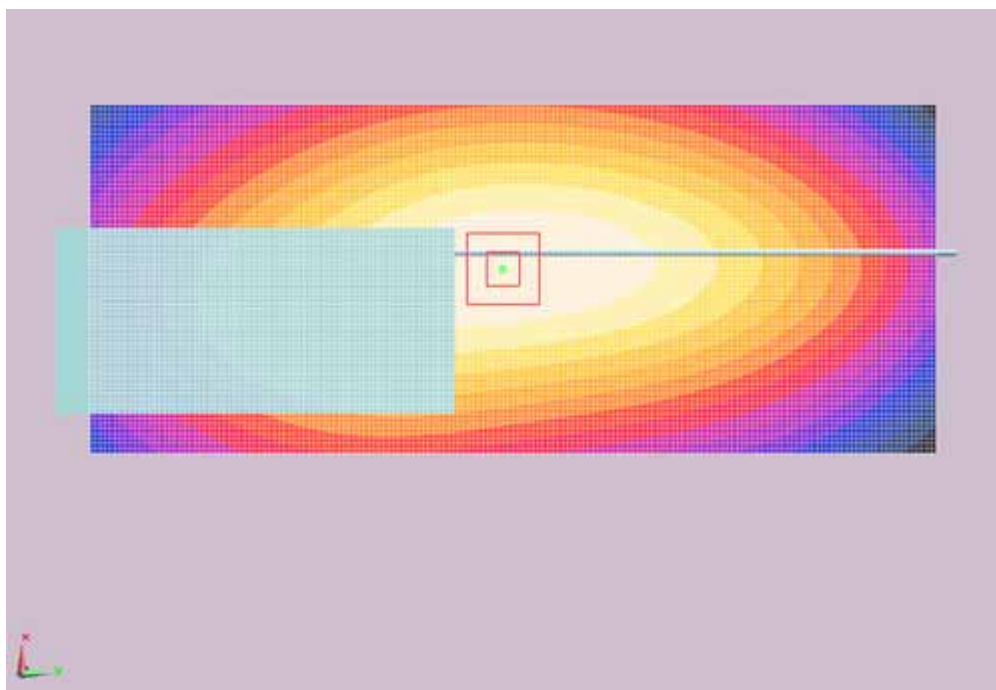
Tel. #: 905-829-1570, Fax. #: 905-829-8050, Email: [vic@ultratech-labs.com](mailto:vic@ultratech-labs.com), Website: <http://www.ultratech-labs.com>

- Assessed by ITI (UK) Competent Body, NVLAP (USA) Accreditation Body & ACA/AUSTEL (Australia), VCCI (Japan)
- Accredited by Industry Canada (Canada) under ACC-LAB (Europe/Canada MRA and APEC/Canada MRA)
- Recognized/Listed by FCC (USA)
- All test results contained in this engineering test report are traceable to National Institute of Standards and Technology (NIST)

**File #: ICOM-204-SAR****June 5, 2009**



0 dB = 6.86mW/g



**ULTRATECH GROUP OF LABS**

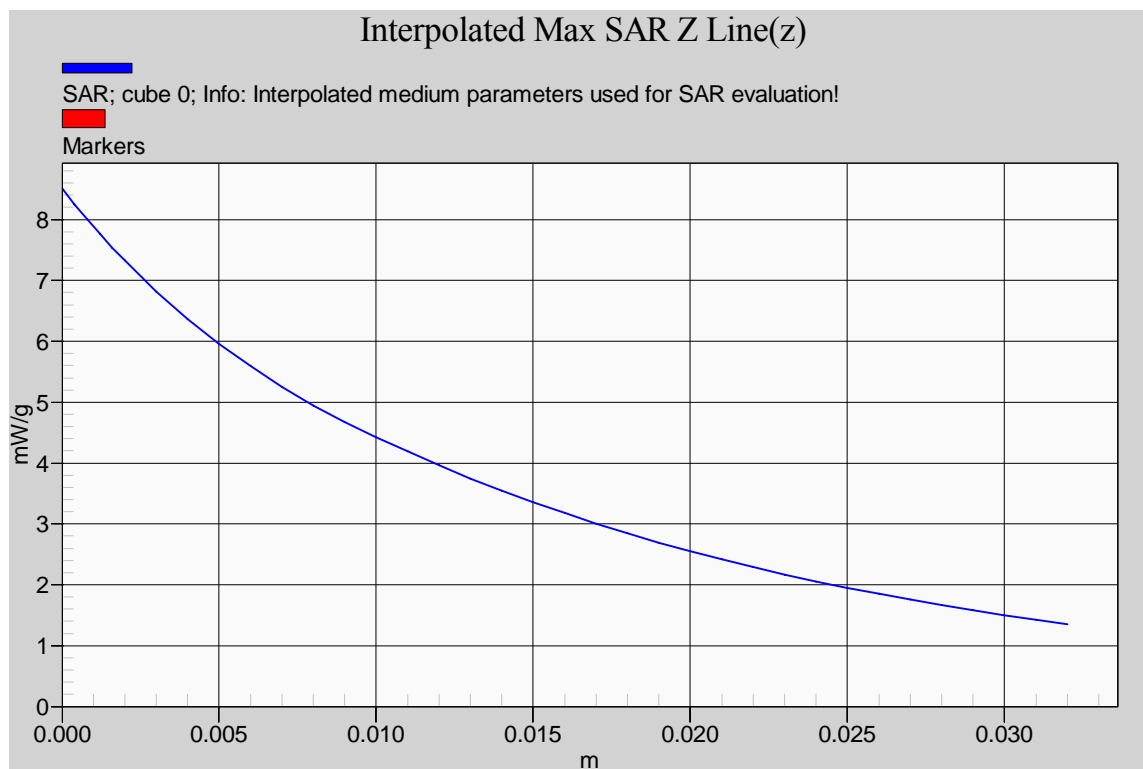
3000 Bristol Circle, Oakville, Ontario, Canada L6H 6G4

Tel. #: 905-829-1570, Fax. #: 905-829-8050, Email: [vic@ultratech-labs.com](mailto:vic@ultratech-labs.com), Website: <http://www.ultratech-labs.com>

- Assessed by ITI (UK) Competent Body, NVLAP (USA) Accreditation Body & ACA/AUSTEL (Australia), VCCI (Japan)
- Accredited by Industry Canada (Canada) under ACC-LAB (Europe/Canada MRA and APEC/Canada MRA)
- Recognized/Listed by FCC (USA)
- All test results contained in this engineering test report are traceable to National Institute of Standards and Technology (NIST)

**File #: ICOM-204-SAR**

**June 5, 2009**

**ULTRATECH GROUP OF LABS**

3000 Bristol Circle, Oakville, Ontario, Canada L6H 6G4

Tel. #: 905-829-1570, Fax. #: 905-829-8050, Email: [vic@ultratech-labs.com](mailto:vic@ultratech-labs.com), Website: <http://www.ultratech-labs.com>

- Assessed by ITI (UK) Competent Body, NVLAP (USA) Accreditation Body & ACA/AUSTEL (Australia), VCCI (Japan)
- Accredited by Industry Canada (Canada) under ACC-LAB (Europe/Canada MRA and APEC/Canada MRA)
- Recognized/Listed by FCC (USA)
- All test results contained in this engineering test report are traceable to National Institute of Standards and Technology (NIST)

**File #: ICOM-204-SAR**

June 5, 2009

**6.4.3.9.  $\frac{1}{4}$  helical whip cut antenna (M/N: FA-SC61UC), length=148mm; Belt Clip (M/N: MB-115), Heavy Duty Earphone Mic (M/N: HS-153L); 440 MHz; #23**

Test Laboratory: UltraTech Group of Labs.

File Name: [ICOM-214Q\\_FA-SC61UC\(148mm\)\\_Body\\_HM153L\\_440MHz\(Mf\).da5](#)

**DUT: ICOM UHF Transceiver; Type: IC-F4011; Serial: 0000001**

**Program Name: Body Back at 440 MHz (148mm)\_HM153L**

Communication System: CW; Frequency: 440 MHz; Duty Cycle: 1:1

Medium parameters used (interpolated):  $f = 440$  MHz;  $\sigma = 0.906$  mho/m;  $\epsilon_r = 56$ ;  $\rho = 1000$  kg/m<sup>3</sup>

Phantom section: Flat Section

DASY5 Configuration:

- Probe: EX3DV4 - SN3673; ConvF(9.8, 9.8, 9.8); Calibrated: 2/23/2009
- Sensor-Surface: 2mm (Mechanical Surface Detection)
- Electronics: DAE4 Sn874; Calibrated: 2/17/2009
- Phantom: ELI 4.0; Type: QD OVA 001 BB; Serial: 1057
- Measurement SW: DASY5, V5.0 Build 126; SEMCAD X Version 13.4 Build 125

**Body Back, d=0mm, Pin=4W(EX-Probe)/Zoom Scan (5x5x7) (5x5x7)/Cube 0:** Measurement grid: dx=7.5mm, dy=7.5mm, dz=5mm

Reference Value = 104.9 V/m; Power Drift = -0.234 dB

Peak SAR (extrapolated) = 13.7 W/kg

**SAR(1 g) = 9.95 mW/g; SAR(10 g) = 7.15 mW/g**

[Info: Interpolated medium parameters used for SAR evaluation.](#)

Maximum value of SAR (measured) = 11.8 mW/g

**Body Back, d=0mm, Pin=4W(EX-Probe)/Area Scan (71x171x1):** Measurement grid: dx=15mm, dy=15mm

[Info: Interpolated medium parameters used for SAR evaluation.](#)

Maximum value of SAR (interpolated) = 11.6 mW/g

---

**ULTRATECH GROUP OF LABS**

3000 Bristol Circle, Oakville, Ontario, Canada L6H 6G4

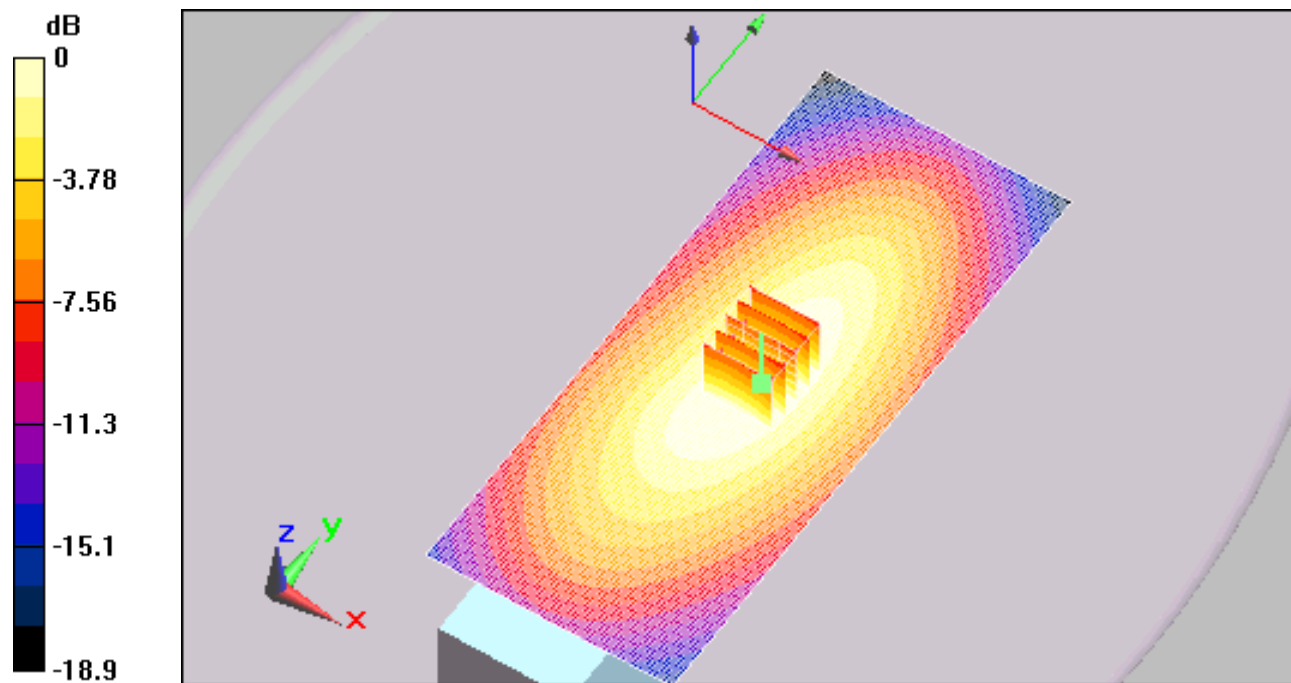
Tel. #: 905-829-1570, Fax. #: 905-829-8050, Email: [vic@ultratech-labs.com](mailto:vic@ultratech-labs.com), Website: <http://www.ultratech-labs.com>

- Assessed by ITI (UK) Competent Body, NVLAP (USA) Accreditation Body & ACA/AUSTEL (Australia), VCCI (Japan)
- Accredited by Industry Canada (Canada) under ACC-LAB (Europe/Canada MRA and APEC/Canada MRA)
- Recognized/Listed by FCC (USA)
- All test results contained in this engineering test report are traceable to National Institute of Standards and Technology (NIST)

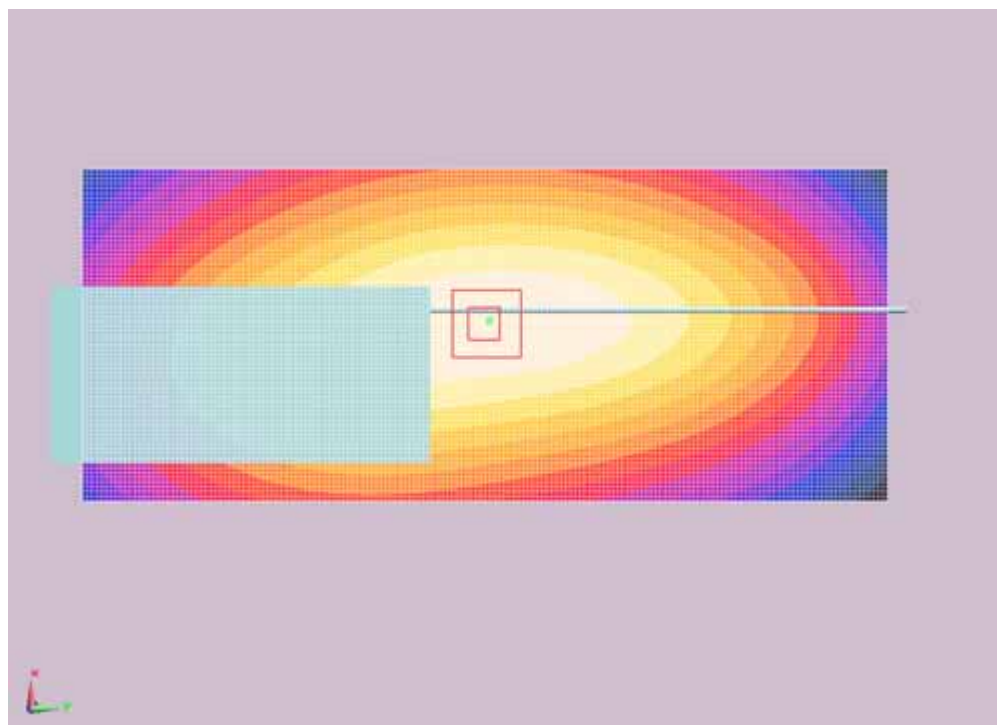
**File #: ICOM-204-SAR**

**June 5, 2009**





0 dB = 11.6mW/g



**ULTRATECH GROUP OF LABS**

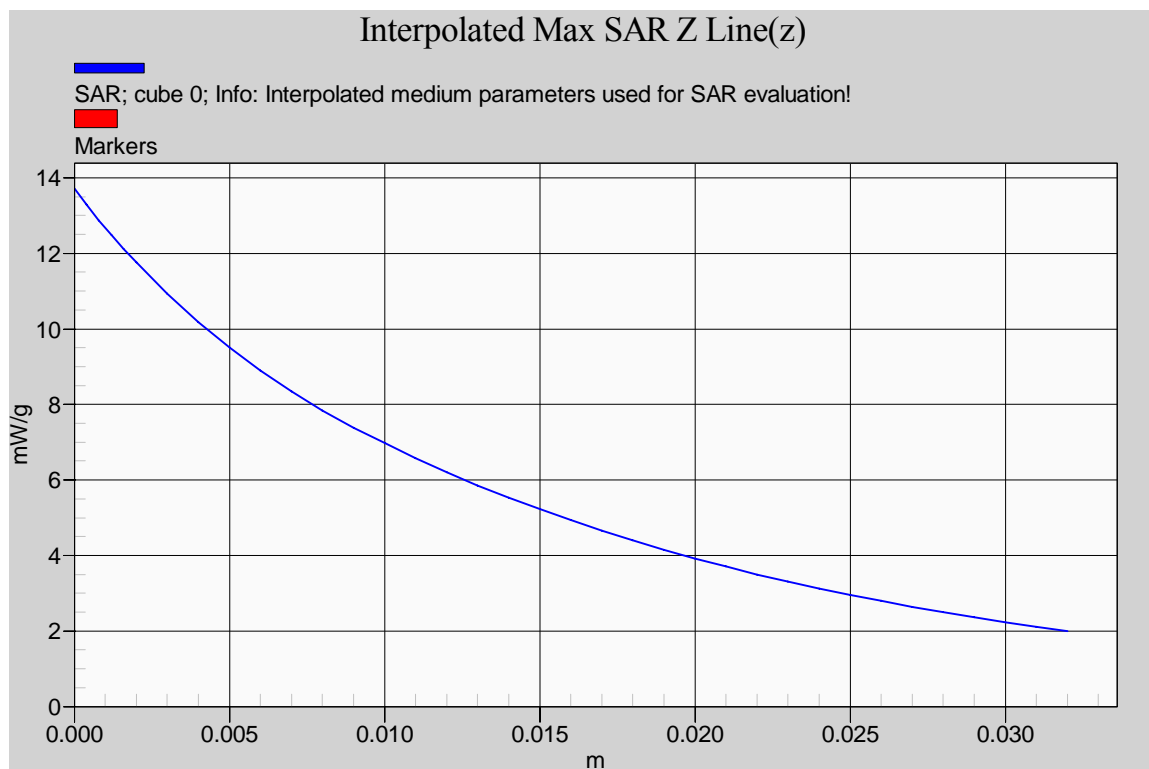
3000 Bristol Circle, Oakville, Ontario, Canada L6H 6G4

Tel. #: 905-829-1570, Fax. #: 905-829-8050, Email: [vic@ultratech-labs.com](mailto:vic@ultratech-labs.com), Website: <http://www.ultratech-labs.com>

- Assessed by ITI (UK) Competent Body, NVLAP (USA) Accreditation Body & ACA/AUSTEL (Australia), VCCI (Japan)
- Accredited by Industry Canada (Canada) under ACC-LAB (Europe/Canada MRA and APEC/Canada MRA)
- Recognized/Listed by FCC (USA)
- All test results contained in this engineering test report are traceable to National Institute of Standards and Technology (NIST)

**File #: ICOM-204-SAR**

**June 5, 2009**

**ULTRATECH GROUP OF LABS**

3000 Bristol Circle, Oakville, Ontario, Canada L6H 6G4

Tel. #: 905-829-1570, Fax. #: 905-829-8050, Email: [vic@ultratech-labs.com](mailto:vic@ultratech-labs.com), Website: <http://www.ultratech-labs.com>

- Assessed by ITI (UK) Competent Body, NVLAP (USA) Accreditation Body & ACA/AUSTEL (Australia), VCCI (Japan)
- Accredited by Industry Canada (Canada) under ACC-LAB (Europe/Canada MRA and APEC/Canada MRA)
- Recognized/Listed by FCC (USA)
- All test results contained in this engineering test report are traceable to National Institute of Standards and Technology (NIST)

**File #: ICOM-204-SAR**

June 5, 2009

**6.4.3.10. 1/4 helical whip cut antenna (M/N: FA-SC61UC), length=148mm; Belt Clip (M/N: MB-115), Heavy Duty Earphone Mic (M/N: HS-153L); 470 MHz; #24**

Test Laboratory: UltraTech Group of Labs.

File Name: [ICOM-214Q\\_FA-SC61UC\(148mm\)\\_Body\\_HM153L\\_470MHz\(Hf\).da5](#)

**DUT: ICOM UHF Transceiver; Type: IC-F4011; Serial: 0000001**

**Program Name: Body Back at 470 MHz (148mm)\_HM153L**

Communication System: CW; Frequency: 470 MHz; Duty Cycle: 1:1

Medium parameters used (interpolated):  $f = 470 \text{ MHz}$ ;  $\sigma = 0.93 \text{ mho/m}$ ;  $\epsilon_r = 55.4$ ;  $\rho = 1000 \text{ kg/m}^3$

Phantom section: Flat Section

DASY5 Configuration:

- Probe: EX3DV4 - SN3673; ConvF(9.8, 9.8, 9.8); Calibrated: 2/23/2009
- Sensor-Surface: 2mm (Mechanical Surface Detection)
- Electronics: DAE4 Sn874; Calibrated: 2/17/2009
- Phantom: ELI 4.0; Type: QD OVA 001 BB; Serial: 1057
- Measurement SW: DASY5, V5.0 Build 126; SEMCAD X Version 13.4 Build 125

**Body Back, d=0mm, Pin=4W(EX-Probe)/Zoom Scan (5x5x7) (5x5x7)/Cube 0:** Measurement grid:  $dx=7.5\text{mm}$ ,  $dy=7.5\text{mm}$ ,  $dz=5\text{mm}$

Reference Value = 90.6 V/m; Power Drift = 0.140 dB

Peak SAR (extrapolated) = 11.8 W/kg

**SAR(1 g) = 8.34 mW/g; SAR(10 g) = 5.98 mW/g**

[Info: Interpolated medium parameters used for SAR evaluation.](#)

Maximum value of SAR (measured) = 10.1 mW/g

**Body Back, d=0mm, Pin=4W(EX-Probe)/Area Scan (71x171x1):** Measurement grid:  $dx=15\text{mm}$ ,  $dy=15\text{mm}$

[Info: Interpolated medium parameters used for SAR evaluation.](#)

Maximum value of SAR (interpolated) = 9.91 mW/g

**ULTRATECH GROUP OF LABS**

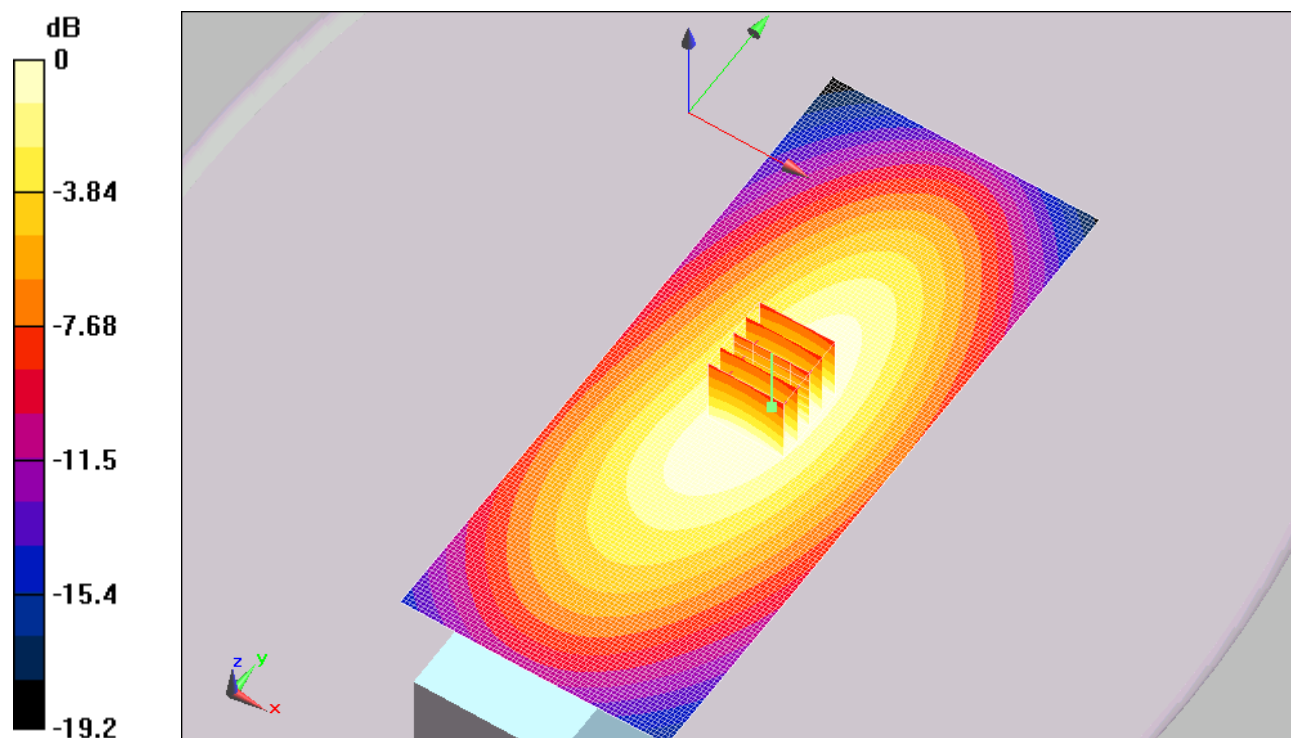
3000 Bristol Circle, Oakville, Ontario, Canada L6H 6G4

Tel. #: 905-829-1570, Fax. #: 905-829-8050, Email: [vic@ultratech-labs.com](mailto:vic@ultratech-labs.com), Website: <http://www.ultratech-labs.com>

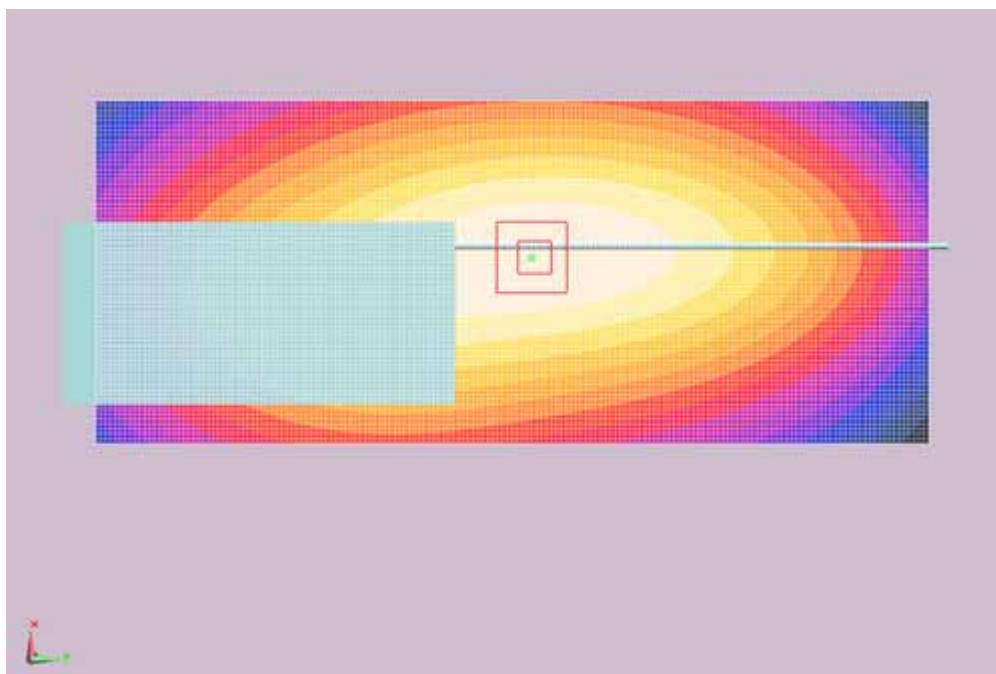
- Assessed by ITI (UK) Competent Body, NVLAP (USA) Accreditation Body & ACA/AUSTEL (Australia), VCCI (Japan)
- Accredited by Industry Canada (Canada) under ACC-LAB (Europe/Canada MRA and APEC/Canada MRA)
- Recognized/Listed by FCC (USA)
- All test results contained in this engineering test report are traceable to National Institute of Standards and Technology (NIST)

**File #: ICOM-204-SAR**

**June 5, 2009**



0 dB = 9.91mW/g



**ULTRATECH GROUP OF LABS**

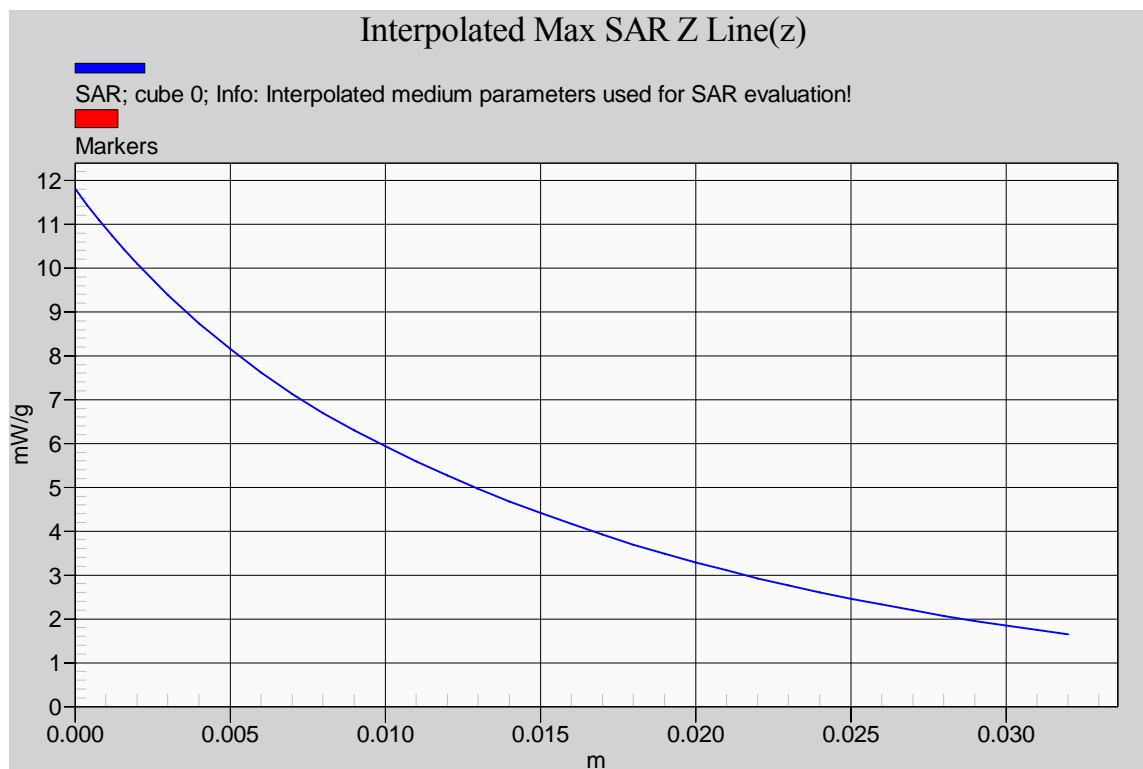
3000 Bristol Circle, Oakville, Ontario, Canada L6H 6G4

Tel. #: 905-829-1570, Fax. #: 905-829-8050, Email: [vic@ultratech-labs.com](mailto:vic@ultratech-labs.com), Website: <http://www.ultratech-labs.com>

- Assessed by ITI (UK) Competent Body, NVLAP (USA) Accreditation Body & ACA/AUSTEL (Australia), VCCI (Japan)
- Accredited by Industry Canada (Canada) under ACC-LAB (Europe/Canada MRA and APEC/Canada MRA)
- Recognized/Listed by FCC (USA)
- All test results contained in this engineering test report are traceable to National Institute of Standards and Technology (NIST)

**File #: ICOM-204-SAR**

**June 5, 2009**

**ULTRATECH GROUP OF LABS**

3000 Bristol Circle, Oakville, Ontario, Canada L6H 6G4

Tel. #: 905-829-1570, Fax. #: 905-829-8050, Email: [vic@ultratech-labs.com](mailto:vic@ultratech-labs.com), Website: <http://www.ultratech-labs.com>

- Assessed by ITI (UK) Competent Body, NVLAP (USA) Accreditation Body & ACA/AUSTEL (Australia), VCCI (Japan)
- Accredited by Industry Canada (Canada) under ACC-LAB (Europe/Canada MRA and APEC/Canada MRA)
- Recognized/Listed by FCC (USA)
- All test results contained in this engineering test report are traceable to National Institute of Standards and Technology (NIST)

**File #: ICOM-204-SAR**

June 5, 2009

**6.4.3.11. 1/4 helical whip cut antenna (M/N: FA-SC61UC), length=148mm; Belt Clip (M/N: MB-115), Heavy Duty Earphone Mic (M/N: HS-153L); 420 MHz; #25**

Test Laboratory: UltraTech Group of Labs.

File Name: [ICOM-214Q\\_FA-SC61UC\(148mm\)\\_Body\\_HM153L\\_420MHz\(Of\).da5](#)**DUT: ICOM UHF Transceiver; Type: IC-F4011; Serial: 0000001****Program Name: Body Back at 420 MHz (148mm)\_HM153L**

Communication System: CW; Frequency: 420 MHz; Duty Cycle: 1:1

Medium parameters used (interpolated):  $f = 420$  MHz;  $\sigma = 0.893$  mho/m;  $\epsilon_r = 56.6$ ;  $\rho = 1000$  kg/m<sup>3</sup>

Phantom section: Flat Section

DASY5 Configuration:

- Probe: EX3DV4 - SN3673; ConvF(9.8, 9.8, 9.8); Calibrated: 2/23/2009
- Sensor-Surface: 2mm (Mechanical Surface Detection)
- Electronics: DAE4 Sn874; Calibrated: 2/17/2009
- Phantom: ELI 4.0; Type: QD OVA 001 BB; Serial: 1057
- Measurement SW: DASY5, V5.0 Build 126; SEMCAD X Version 13.4 Build 125

**Body Back, d=0mm, Pin=4W(EX-Probe)/Zoom Scan (5x5x7) (5x5x7)/Cube 0:** Measurement grid: dx=7.5mm, dy=7.5mm, dz=5mm

Reference Value = 98.8 V/m; Power Drift = 0.205 dB

Peak SAR (extrapolated) = 13 W/kg

**SAR(1 g) = 9.6 mW/g; SAR(10 g) = 6.94 mW/g**[Info: Interpolated medium parameters used for SAR evaluation.](#)

Maximum value of SAR (measured) = 11.2 mW/g

**Body Back, d=0mm, Pin=4W(EX-Probe)/Area Scan (71x171x1):** Measurement grid: dx=15mm, dy=15mm[Info: Interpolated medium parameters used for SAR evaluation.](#)

Maximum value of SAR (interpolated) = 10.8 mW/g

---

**ULTRATECH GROUP OF LABS**

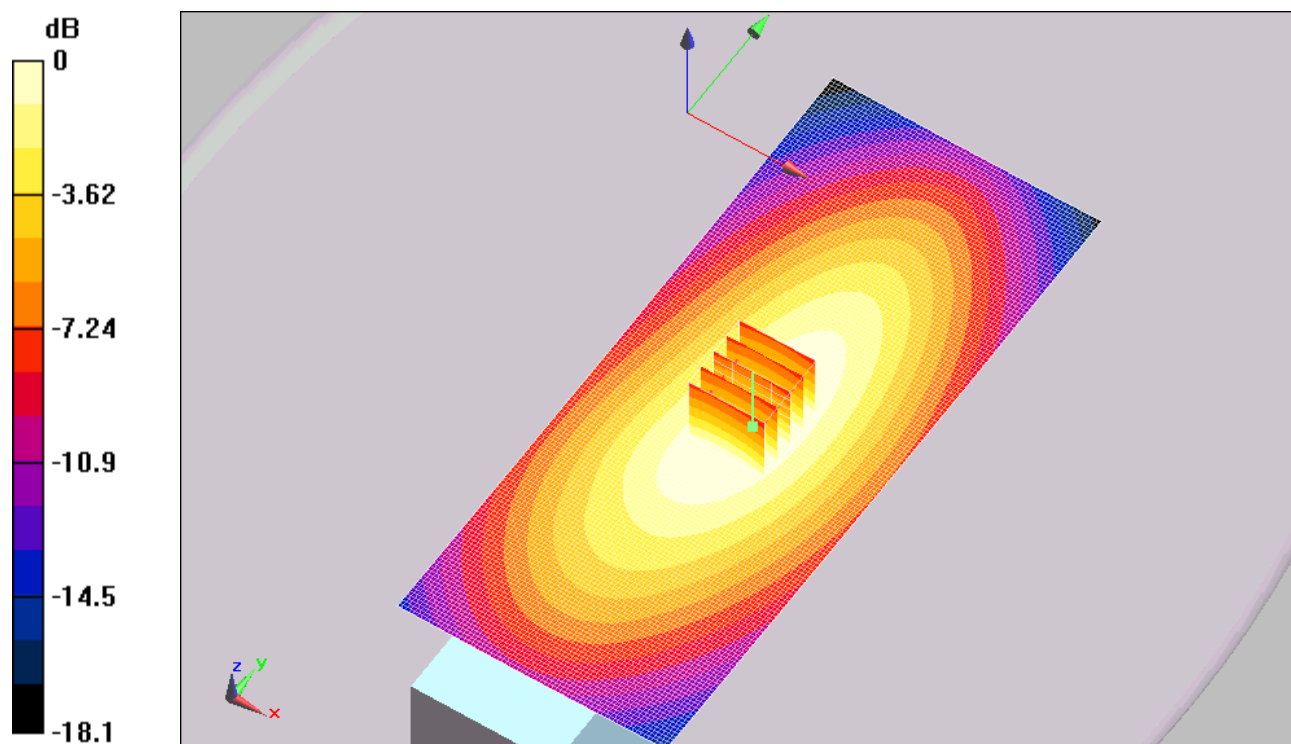
3000 Bristol Circle, Oakville, Ontario, Canada L6H 6G4

Tel. #: 905-829-1570, Fax. #: 905-829-8050, Email: [vic@ultratech-labs.com](mailto:vic@ultratech-labs.com), Website: <http://www.ultratech-labs.com>

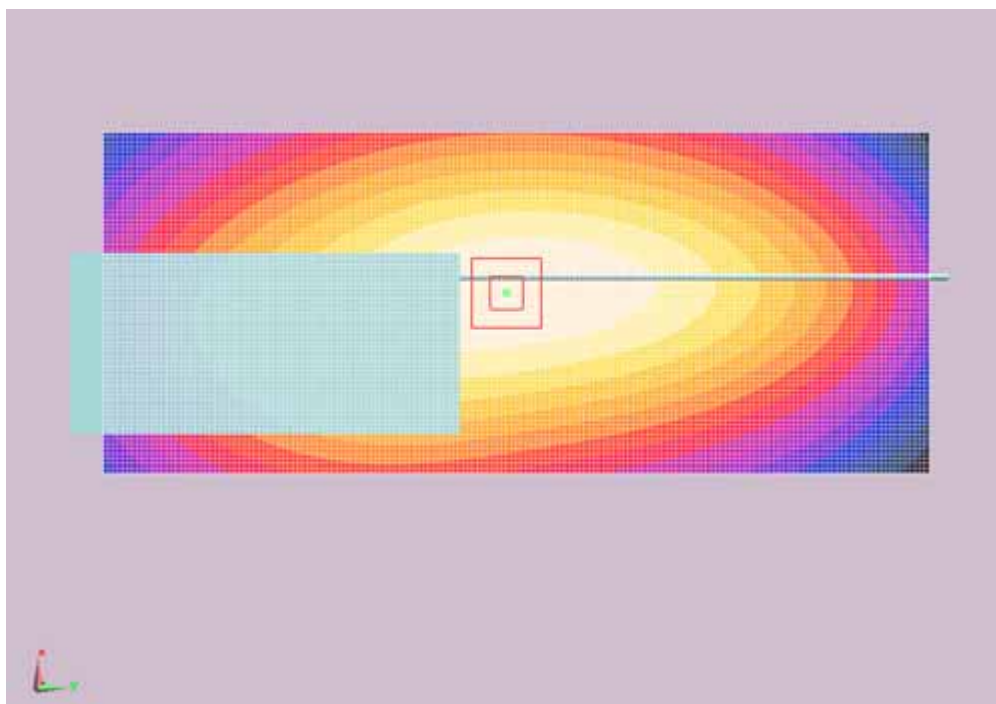
- Assessed by ITI (UK) Competent Body, NVLAP (USA) Accreditation Body & ACA/AUSTEL (Australia), VCCI (Japan)
- Accredited by Industry Canada (Canada) under ACC-LAB (Europe/Canada MRA and APEC/Canada MRA)
- Recognized/Listed by FCC (USA)
- All test results contained in this engineering test report are traceable to National Institute of Standards and Technology (NIST)

**File #: ICOM-204-SAR****June 5, 2009**





0 dB = 10.8mW/g



**ULTRATECH GROUP OF LABS**

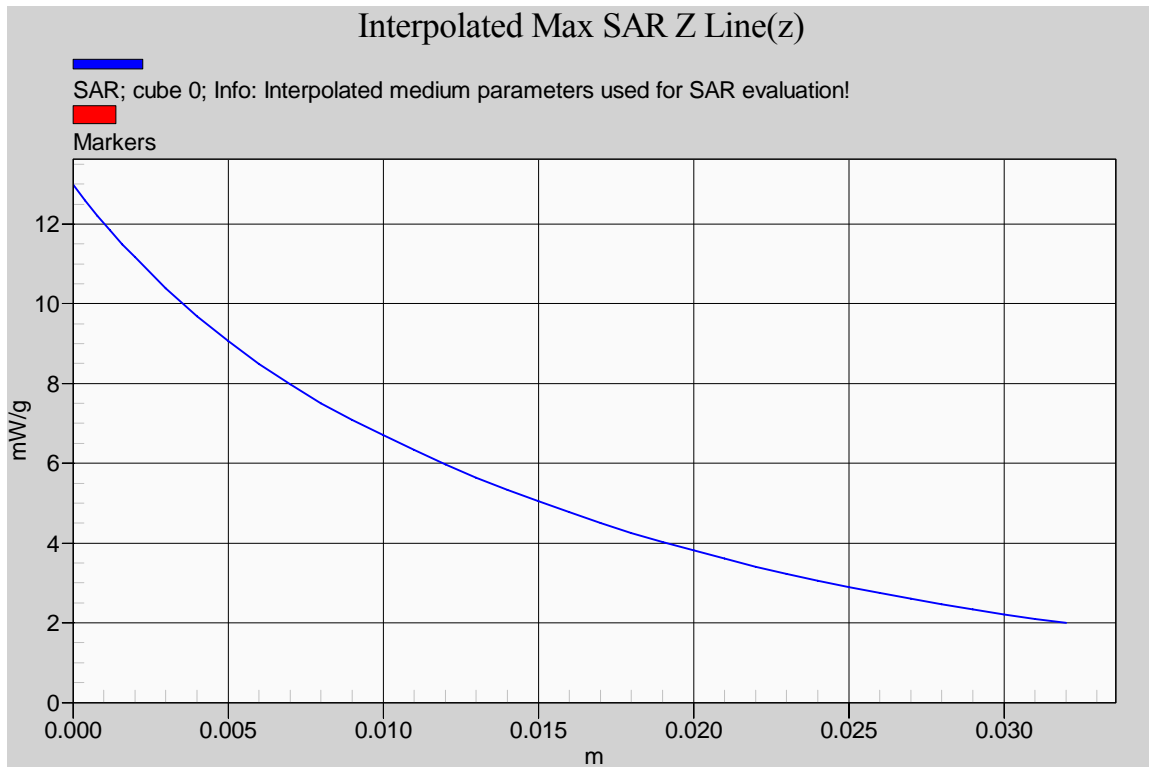
3000 Bristol Circle, Oakville, Ontario, Canada L6H 6G4

Tel. #: 905-829-1570, Fax. #: 905-829-8050, Email: [vic@ultratech-labs.com](mailto:vic@ultratech-labs.com), Website: <http://www.ultratech-labs.com>

- Assessed by ITI (UK) Competent Body, NVLAP (USA) Accreditation Body & ACA/AUSTEL (Australia), VCCI (Japan)
- Accredited by Industry Canada (Canada) under ACC-LAB (Europe/Canada MRA and APEC/Canada MRA)
- Recognized/Listed by FCC (USA)
- All test results contained in this engineering test report are traceable to National Institute of Standards and Technology (NIST)

**File #: ICOM-204-SAR**

**June 5, 2009**

**ULTRATECH GROUP OF LABS**

3000 Bristol Circle, Oakville, Ontario, Canada L6H 6G4

Tel. #: 905-829-1570, Fax. #: 905-829-8050, Email: [vic@ultratech-labs.com](mailto:vic@ultratech-labs.com), Website: <http://www.ultratech-labs.com>

- Assessed by ITI (UK) Competent Body, NVLAP (USA) Accreditation Body & ACA/AUSTEL (Australia), VCCI (Japan)
- Accredited by Industry Canada (Canada) under ACC-LAB (Europe/Canada MRA and APEC/Canada MRA)
- Recognized/Listed by FCC (USA)
- All test results contained in this engineering test report are traceable to National Institute of Standards and Technology (NIST)

**File #: ICOM-204-SAR**

June 5, 2009



**6.4.3.12. 1/4 helical whip cut antenna (M/N: FA-SC61UC), length=148mm; Belt Clip (M/N: MB-115), Heavy Duty Earphone Mic (M/N: HS-153L); 400 MHz; #26**

Test Laboratory: UltraTech Group of Labs.

File Name: [ICOM-214Q\\_FA-SC61UC\(142mm\)\\_Body\\_HM153L\\_400MHz\(Lf\).da5](#)

**DUT: ICOM UHF Transceiver; Type: IC-F4011; Serial: 0000001**

**Program Name: Body Back at 400 MHz (142mm)\_HM153L**

Communication System: CW; Frequency: 400 MHz; Duty Cycle: 1:1

Medium parameters used (interpolated):  $f = 400$  MHz;  $\sigma = 0.876$  mho/m;  $\epsilon_r = 56.9$ ;  $\rho = 1000$  kg/m<sup>3</sup>

Phantom section: Flat Section

DASY5 Configuration:

- Probe: EX3DV4 - SN3673; ConvF(9.8, 9.8, 9.8); Calibrated: 2/23/2009
- Sensor-Surface: 2mm (Mechanical Surface Detection)
- Electronics: DAE4 Sn874; Calibrated: 2/17/2009
- Phantom: ELI 4.0; Type: QD OVA 001 BB; Serial: 1057
- Measurement SW: DASY5, V5.0 Build 126; SEMCAD X Version 13.4 Build 125

**Body Back, d=0mm, Pin=4W(EX-Probe)/Zoom Scan (5x5x7) (5x5x7)/Cube 0:** Measurement grid: dx=7.5mm, dy=7.5mm, dz=5mm

Reference Value = 66.8 V/m; Power Drift = 0.437 dB

Peak SAR (extrapolated) = 6.06 W/kg

**SAR(1 g) = 4.53 mW/g; SAR(10 g) = 3.28 mW/g**

[Info: Interpolated medium parameters used for SAR evaluation.](#)

Maximum value of SAR (measured) = 5.21 mW/g

**Body Back, d=0mm, Pin=4W(EX-Probe)/Area Scan (71x171x1):** Measurement grid: dx=15mm, dy=15mm

[Info: Interpolated medium parameters used for SAR evaluation.](#)

Maximum value of SAR (interpolated) = 4.91 mW/g

---

**ULTRATECH GROUP OF LABS**

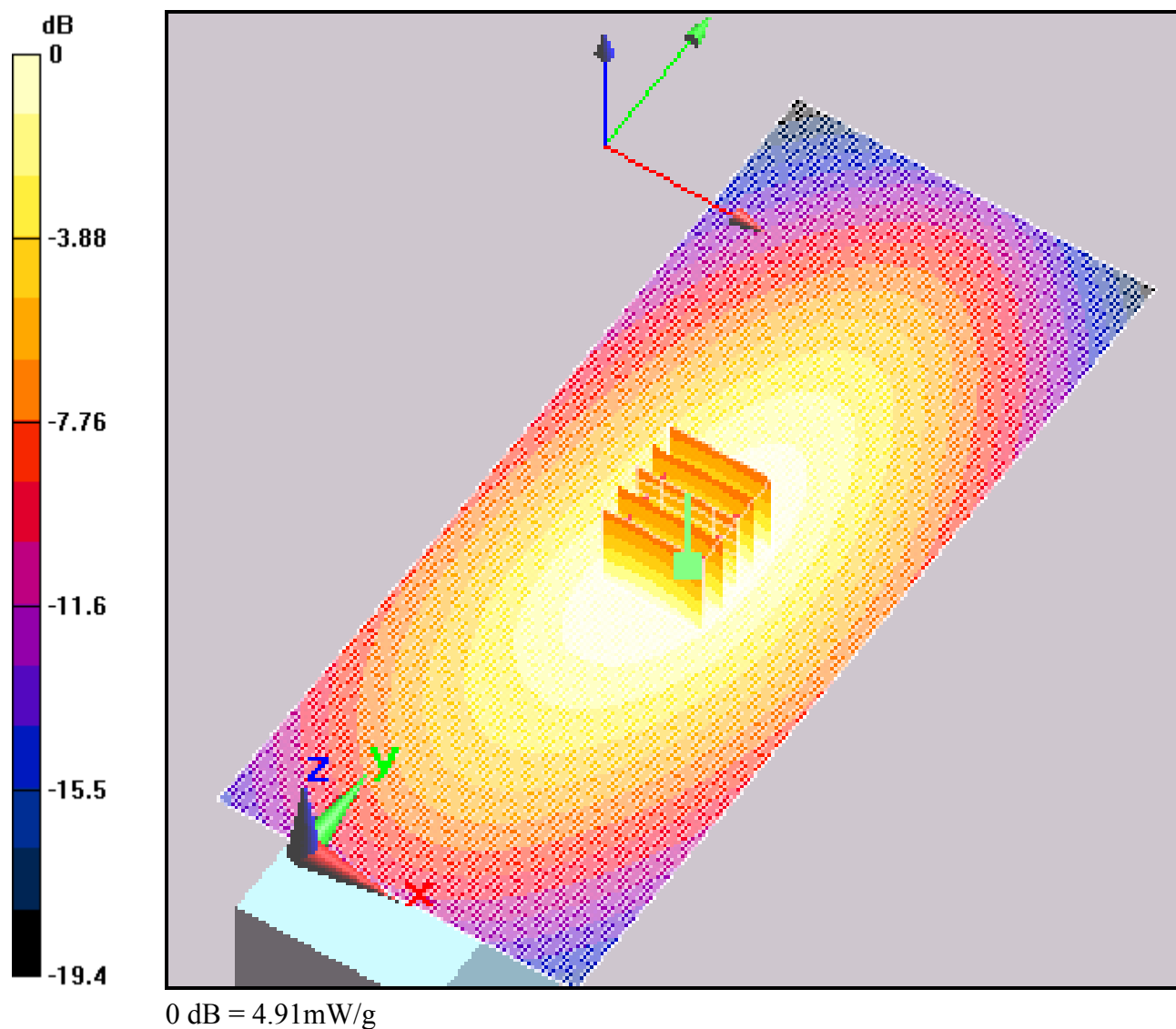
3000 Bristol Circle, Oakville, Ontario, Canada L6H 6G4

Tel. #: 905-829-1570, Fax. #: 905-829-8050, Email: [vic@ultratech-labs.com](mailto:vic@ultratech-labs.com), Website: <http://www.ultratech-labs.com>

- Assessed by ITI (UK) Competent Body, NVLAP (USA) Accreditation Body & ACA/AUSTEL (Australia), VCCI (Japan)
- Accredited by Industry Canada (Canada) under ACC-LAB (Europe/Canada MRA and APEC/Canada MRA)
- Recognized/Listed by FCC (USA)
- All test results contained in this engineering test report are traceable to National Institute of Standards and Technology (NIST)

**File #: ICOM-204-SAR**

**June 5, 2009**



**ULTRATECH GROUP OF LABS**

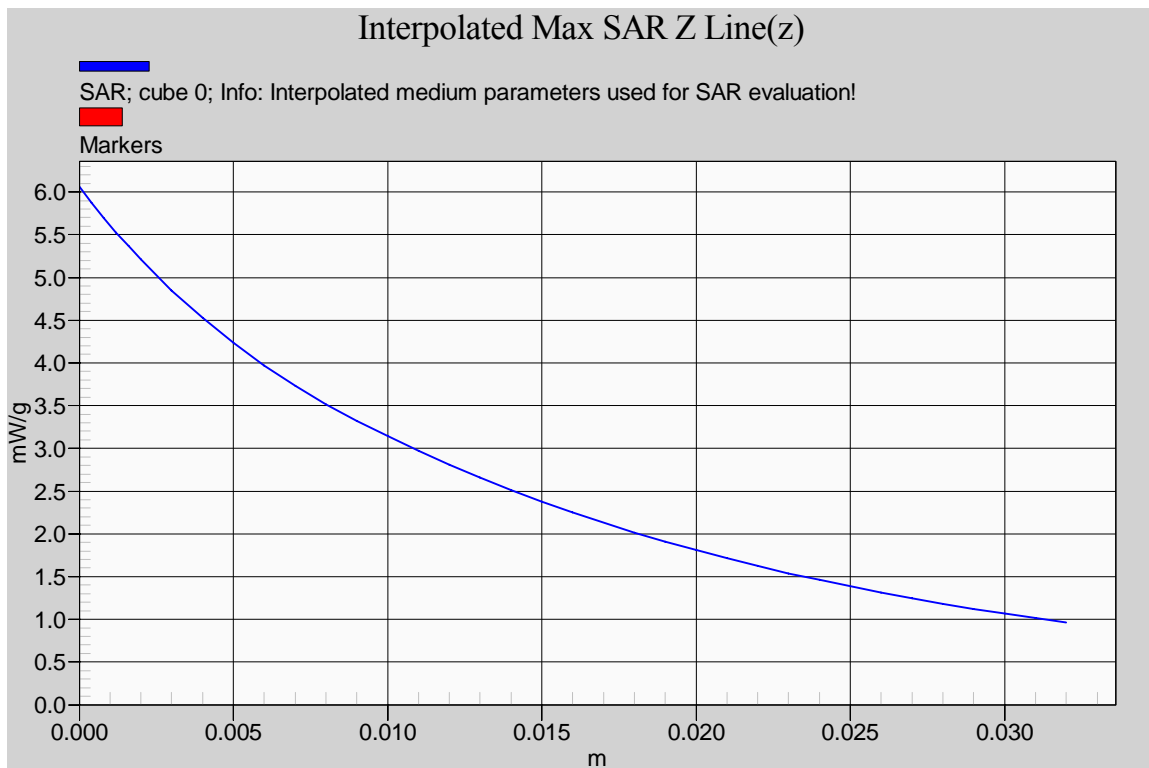
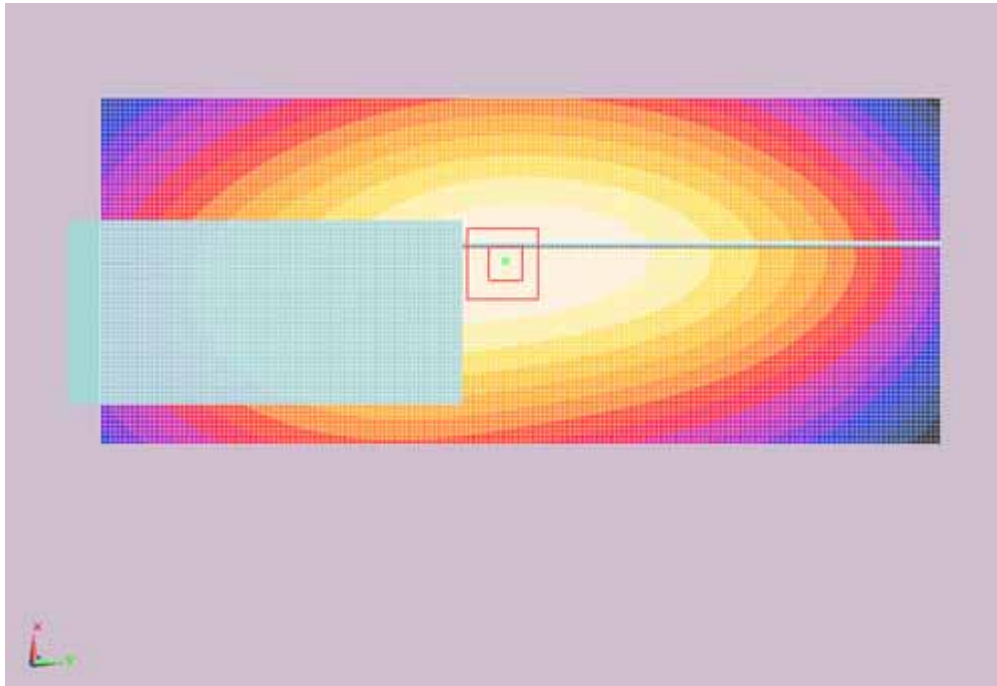
3000 Bristol Circle, Oakville, Ontario, Canada L6H 6G4

Tel. #: 905-829-1570, Fax. #: 905-829-8050, Email: [vic@ultratech-labs.com](mailto:vic@ultratech-labs.com), Website: <http://www.ultratech-labs.com>

- Assessed by ITI (UK) Competent Body, NVLAP (USA) Accreditation Body & ACA/AUSTEL (Australia), VCCI (Japan)
- Accredited by Industry Canada (Canada) under ACC-LAB (Europe/Canada MRA and APEC/Canada MRA)
- Recognized/Listed by FCC (USA)
- All test results contained in this engineering test report are traceable to National Institute of Standards and Technology (NIST)

**File #: ICOM-204-SAR**

**June 5, 2009**



**ULTRATECH GROUP OF LABS**

3000 Bristol Circle, Oakville, Ontario, Canada L6H 6G4

Tel. #: 905-829-1570, Fax. #: 905-829-8050, Email: [vic@ultratech-labs.com](mailto:vic@ultratech-labs.com), Website: <http://www.ultratech-labs.com>

- Assessed by ITI (UK) Competent Body, NVLAP (USA) Accreditation Body & ACA/AUSTEL (Australia), VCCI (Japan)
- Accredited by Industry Canada (Canada) under ACC-LAB (Europe/Canada MRA and APEC/Canada MRA)
- Recognized/Listed by FCC (USA)
- All test results contained in this engineering test report are traceable to National Institute of Standards and Technology (NIST)

**File #: ICOM-204-SAR**

**June 5, 2009**

**6.4.3.13. 1/4 helical whip cut antenna (M/N: FA-SC61UC), length=148mm; Belt Clip (M/N: MB-115), Heavy Duty Earphone Mic (M/N: HS-153L); 430 MHz; #27**

Test Laboratory: UltraTech Group of Labs.

File Name: [ICOM-214Q\\_FA-SC61UC\(142mm\)\\_Body\\_HM153L\\_430MHz\(Mf\).da5](#)**DUT: ICOM UHF Transceiver; Type: IC-F4011; Serial: 0000001****Program Name: Body Back at 430 MHz (142mm)\_HM153L**

Communication System: CW; Frequency: 430 MHz; Duty Cycle: 1:1

Medium parameters used (interpolated):  $f = 430 \text{ MHz}$ ;  $\sigma = 0.898 \text{ mho/m}$ ;  $\epsilon_r = 56.3$ ;  $\rho = 1000 \text{ kg/m}^3$ 

Phantom section: Flat Section

DASY5 Configuration:

- Probe: EX3DV4 - SN3673; ConvF(9.8, 9.8, 9.8); Calibrated: 2/23/2009
- Sensor-Surface: 2mm (Mechanical Surface Detection)
- Electronics: DAE4 Sn874; Calibrated: 2/17/2009
- Phantom: ELI 4.0; Type: QD OVA 001 BB; Serial: 1057
- Measurement SW: DASY5, V5.0 Build 126; SEMCAD X Version 13.4 Build 125

**Body Back, d=0mm, Pin=4W(EX-Probe)/Zoom Scan (5x5x7) (5x5x7)/Cube 0:** Measurement grid:  $dx=7.5\text{mm}$ ,  $dy=7.5\text{mm}$ ,  $dz=5\text{mm}$ 

Reference Value = 93 V/m; Power Drift = -0.194 dB

Peak SAR (extrapolated) = 10.4 W/kg

**SAR(1 g) = 7.61 mW/g; SAR(10 g) = 5.48 mW/g**[Info: Interpolated medium parameters used for SAR evaluation.](#)

Maximum value of SAR (measured) = 8.92 mW/g

**Body Back, d=0mm, Pin=4W(EX-Probe)/Area Scan (71x171x1):** Measurement grid:  $dx=15\text{mm}$ ,  $dy=15\text{mm}$ [Info: Interpolated medium parameters used for SAR evaluation.](#)

Maximum value of SAR (interpolated) = 8.61 mW/g

---

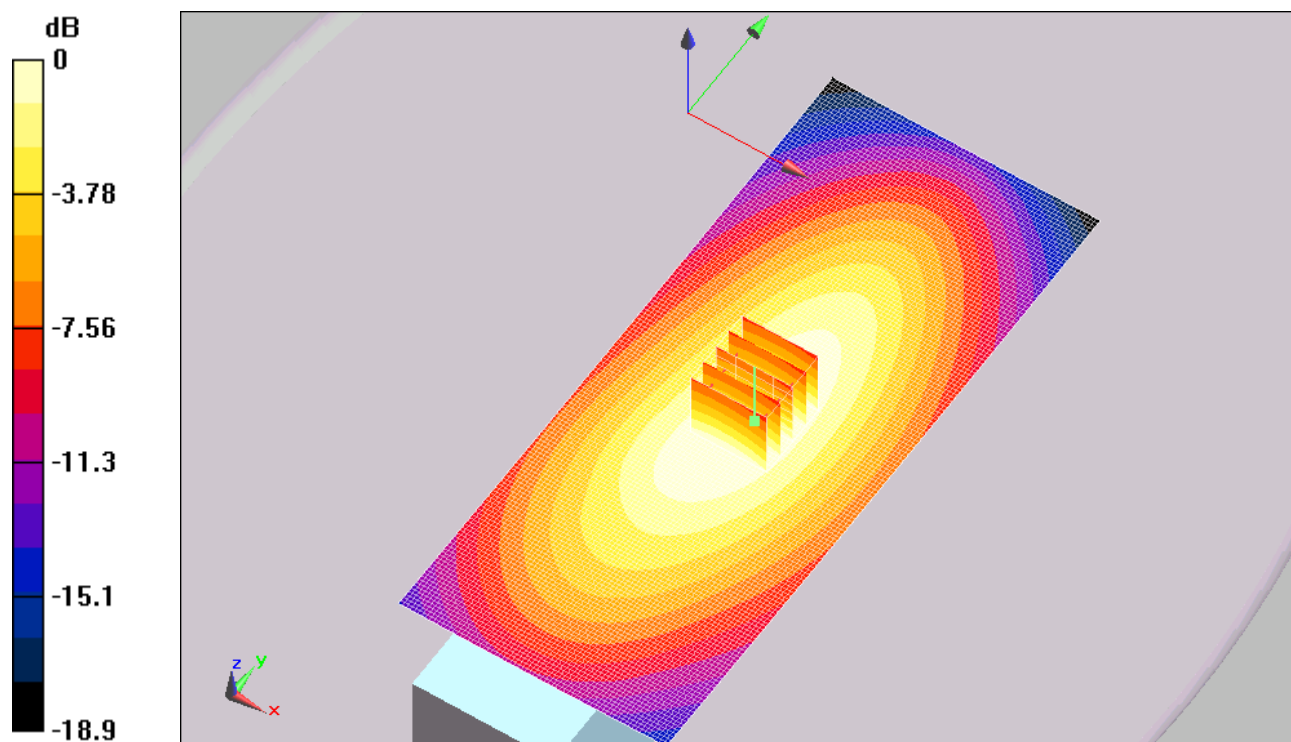
**ULTRATECH GROUP OF LABS**

3000 Bristol Circle, Oakville, Ontario, Canada L6H 6G4

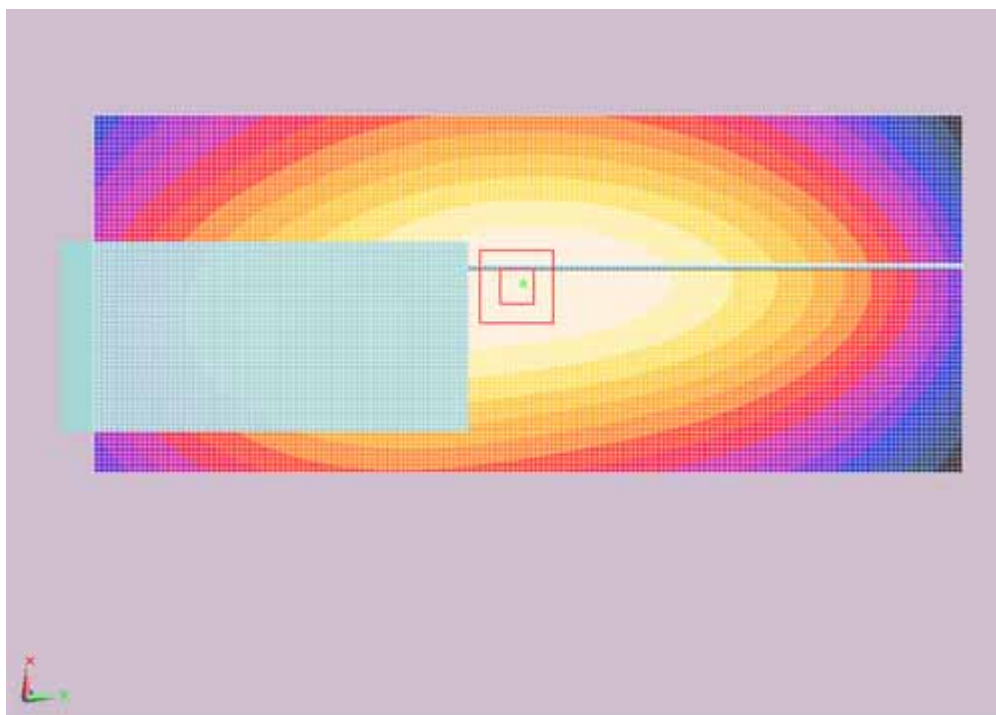
Tel. #: 905-829-1570, Fax. #: 905-829-8050, Email: [vic@ultratech-labs.com](mailto:vic@ultratech-labs.com), Website: <http://www.ultratech-labs.com>

- Assessed by ITI (UK) Competent Body, NVLAP (USA) Accreditation Body & ACA/AUSTEL (Australia), VCCI (Japan)
- Accredited by Industry Canada (Canada) under ACC-LAB (Europe/Canada MRA and APEC/Canada MRA)
- Recognized/Listed by FCC (USA)
- All test results contained in this engineering test report are traceable to National Institute of Standards and Technology (NIST)

**File #: ICOM-204-SAR****June 5, 2009**



0 dB = 8.61mW/g



**ULTRATECH GROUP OF LABS**

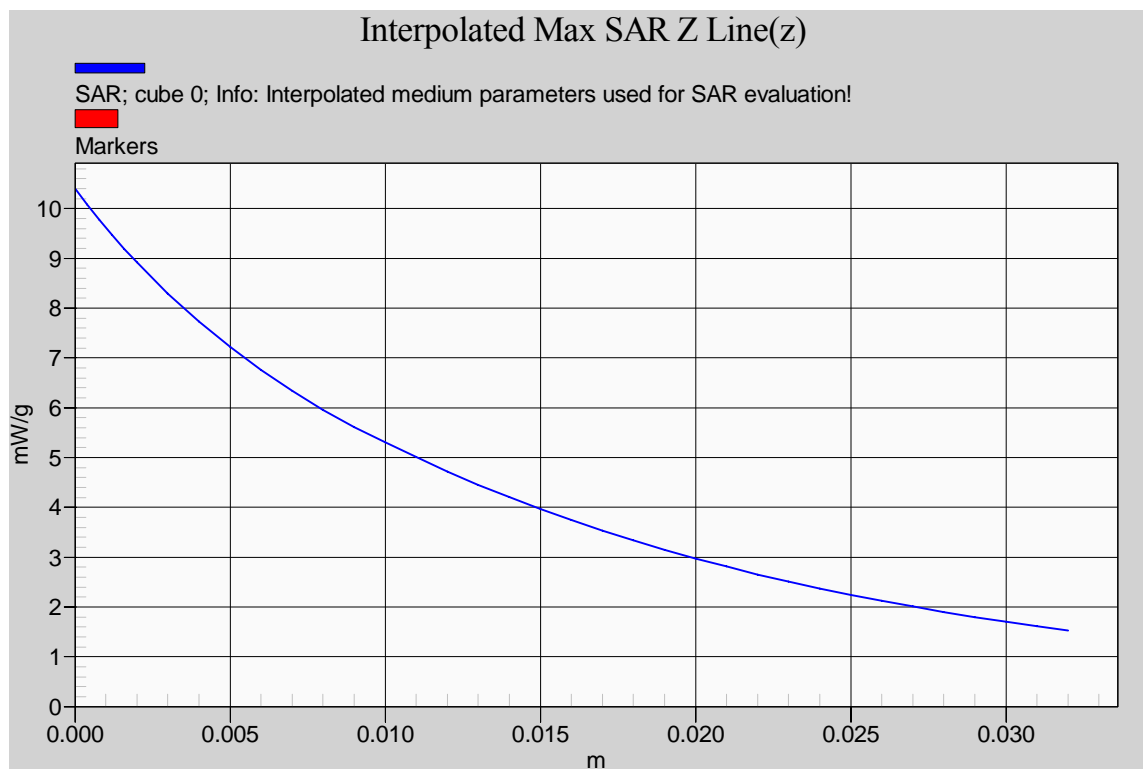
3000 Bristol Circle, Oakville, Ontario, Canada L6H 6G4

Tel. #: 905-829-1570, Fax. #: 905-829-8050, Email: [vic@ultratech-labs.com](mailto:vic@ultratech-labs.com), Website: <http://www.ultratech-labs.com>

- Assessed by ITI (UK) Competent Body, NVLAP (USA) Accreditation Body & ACA/AUSTEL (Australia), VCCI (Japan)
- Accredited by Industry Canada (Canada) under ACC-LAB (Europe/Canada MRA and APEC/Canada MRA)
- Recognized/Listed by FCC (USA)
- All test results contained in this engineering test report are traceable to National Institute of Standards and Technology (NIST)

**File #: ICOM-204-SAR**

**June 5, 2009**

**ULTRATECH GROUP OF LABS**

3000 Bristol Circle, Oakville, Ontario, Canada L6H 6G4

Tel. #: 905-829-1570, Fax. #: 905-829-8050, Email: [vic@ultratech-labs.com](mailto:vic@ultratech-labs.com), Website: <http://www.ultratech-labs.com>

- Assessed by ITI (UK) Competent Body, NVLAP (USA) Accreditation Body & ACA/AUSTEL (Australia), VCCI (Japan)
- Accredited by Industry Canada (Canada) under ACC-LAB (Europe/Canada MRA and APEC/Canada MRA)
- Recognized/Listed by FCC (USA)
- All test results contained in this engineering test report are traceable to National Institute of Standards and Technology (NIST)

**File #: ICOM-204-SAR**

June 5, 2009

**6.4.3.14. 1/4 helical whip cut antenna (M/N: FA-SC61UC), length=142mm; Belt Clip (M/N: MB-115), Heavy Duty Earphone Mic (M/N: HS-153L); 460 MHz; #28**

Test Laboratory: UltraTech Group of Labs.

File Name: [ICOM-214Q\\_FA-SC61UC\(142mm\)\\_Body\\_HM153L\\_460MHz\(Hf\).da5](#)**DUT: ICOM UHF Transceiver; Type: IC-F4011; Serial: 0000001****Program Name: Body Back at 460 MHz (142mm)\_HM153L**

Communication System: CW; Frequency: 460 MHz; Duty Cycle: 1:1

Medium parameters used (interpolated):  $f = 460 \text{ MHz}$ ;  $\sigma = 0.921 \text{ mho/m}$ ;  $\epsilon_r = 55.6$ ;  $\rho = 1000 \text{ kg/m}^3$ 

Phantom section: Flat Section

DASY5 Configuration:

- Probe: EX3DV4 - SN3673; ConvF(9.8, 9.8, 9.8); Calibrated: 2/23/2009
- Sensor-Surface: 2mm (Mechanical Surface Detection)
- Electronics: DAE4 Sn874; Calibrated: 2/17/2009
- Phantom: ELI 4.0; Type: QD OVA 001 BB; Serial: 1057
- Measurement SW: DASY5, V5.0 Build 126; SEMCAD X Version 13.4 Build 125

**Body Back, d=0mm, Pin=4W(EX-Probe)/Zoom Scan (5x5x7) (5x5x7)/Cube 0:** Measurement grid:  $dx=7.5\text{mm}$ ,  $dy=7.5\text{mm}$ ,  $dz=5\text{mm}$ 

Reference Value = 102.2 V/m; Power Drift = -0.017 dB

Peak SAR (extrapolated) = 13.6 W/kg

**SAR(1 g) = 9.65 mW/g; SAR(10 g) = 6.93 mW/g**[Info: Interpolated medium parameters used for SAR evaluation.](#)

Maximum value of SAR (measured) = 11.6 mW/g

**Body Back, d=0mm, Pin=4W(EX-Probe)/Area Scan (71x171x1):** Measurement grid:  $dx=15\text{mm}$ ,  $dy=15\text{mm}$ [Info: Interpolated medium parameters used for SAR evaluation.](#)

Maximum value of SAR (interpolated) = 11.4 mW/g

---

**ULTRATECH GROUP OF LABS**

3000 Bristol Circle, Oakville, Ontario, Canada L6H 6G4

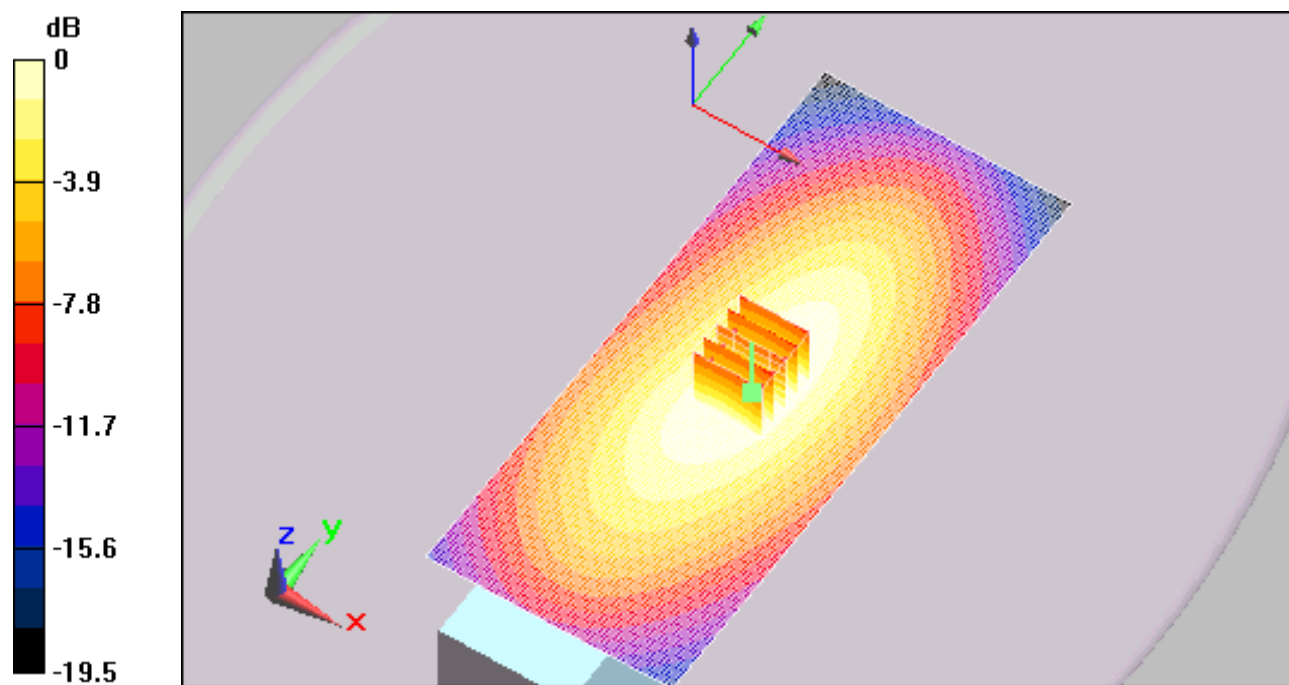
Tel. #: 905-829-1570, Fax. #: 905-829-8050, Email: [vic@ultratech-labs.com](mailto:vic@ultratech-labs.com), Website: <http://www.ultratech-labs.com>

- Assessed by ITI (UK) Competent Body, NVLAP (USA) Accreditation Body & ACA/AUSTEL (Australia), VCCI (Japan)
- Accredited by Industry Canada (Canada) under ACC-LAB (Europe/Canada MRA and APEC/Canada MRA)
- Recognized/Listed by FCC (USA)
- All test results contained in this engineering test report are traceable to National Institute of Standards and Technology (NIST)

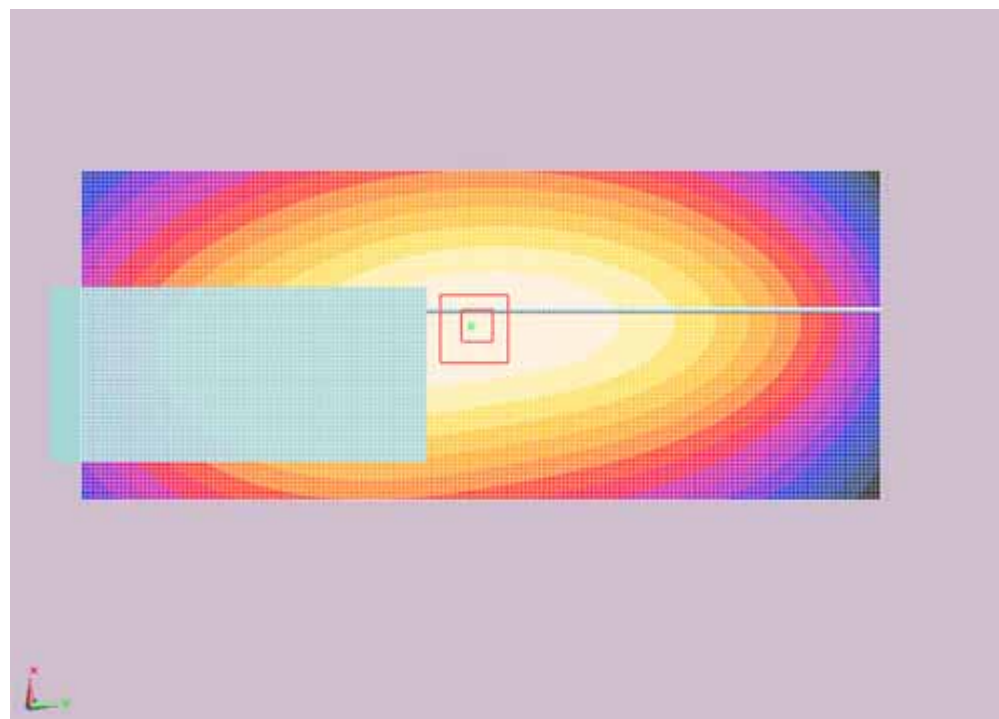
**File #: ICOM-204-SAR**

June 5, 2009





0 dB = 11.4mW/g



**ULTRATECH GROUP OF LABS**

3000 Bristol Circle, Oakville, Ontario, Canada L6H 6G4

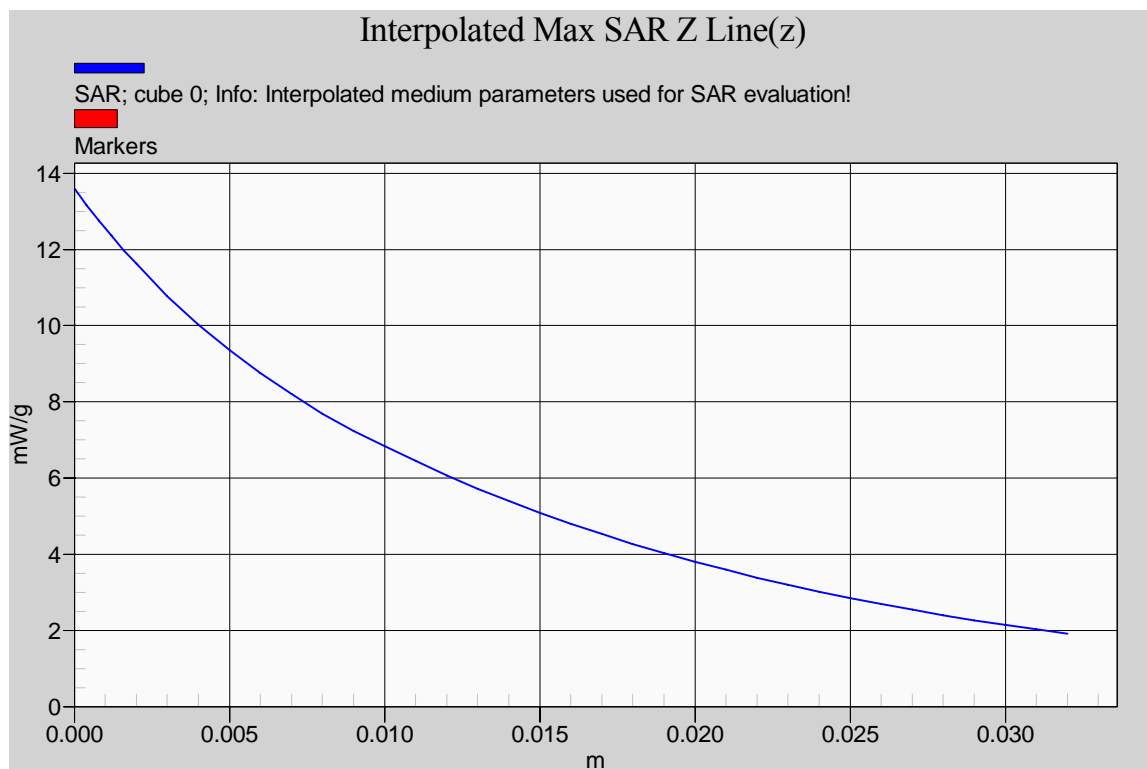
Tel. #: 905-829-1570, Fax. #: 905-829-8050, Email: [vic@ultratech-labs.com](mailto:vic@ultratech-labs.com), Website: <http://www.ultratech-labs.com>

- Assessed by ITI (UK) Competent Body, NVLAP (USA) Accreditation Body & ACA/AUSTEL (Australia), VCCI (Japan)
- Accredited by Industry Canada (Canada) under ACC-LAB (Europe/Canada MRA and APEC/Canada MRA)
- Recognized/Listed by FCC (USA)
- All test results contained in this engineering test report are traceable to National Institute of Standards and Technology (NIST)

**File #: ICOM-204-SAR**

**June 5, 2009**



**ULTRATECH GROUP OF LABS**

3000 Bristol Circle, Oakville, Ontario, Canada L6H 6G4


Tel. #: 905-829-1570, Fax. #: 905-829-8050, Email: [vic@ultratech-labs.com](mailto:vic@ultratech-labs.com), Website: <http://www.ultratech-labs.com>

- Assessed by ITI (UK) Competent Body, NVLAP (USA) Accreditation Body & ACA/AUSTEL (Australia), VCCI (Japan)
- Accredited by Industry Canada (Canada) under ACC-LAB (Europe/Canada MRA and APEC/Canada MRA)
- Recognized/Listed by FCC (USA)
- All test results contained in this engineering test report are traceable to National Institute of Standards and Technology (NIST)

**File #: ICOM-204-SAR**


June 5, 2009

## EXHIBIT 7. SAR MEASUREMENT SYSTEM VERIFICATION



### 7.1. STANDARD SOURCE

A half-wave dipole is positioned below the bottom of the phantom and centered with its axis parallel to the longest side of the phantom. The distance between the liquid filled phantom bottom surface and the center of the dipole axis,  $s$ , is chosen as specified IEEE 1528 at the specific test frequency (i.e. 15 mm at 835 MHz). A low loss and low dielectric constant spacer is used to establish the correct distance between the top surface of the dipole and the bottom surface of the phantom.



### ULTRATECH GROUP OF LABS

3000 Bristol Circle, Oakville, Ontario, Canada L6H 6G4

Tel. #: 905-829-1570, Fax. #: 905-829-8050, Email: [vic@ultratech-labs.com](mailto:vic@ultratech-labs.com), Website: <http://www.ultratech-labs.com>

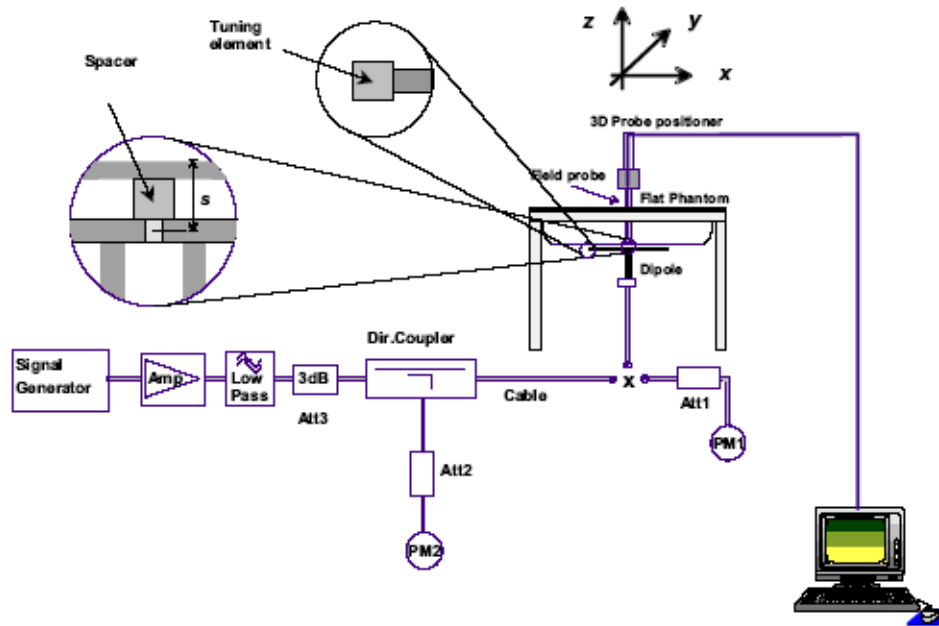
- Assessed by ITI (UK) Competent Body, NVLAP (USA) Accreditation Body & ACA/AUSTEL (Australia), VCCI (Japan)
- Accredited by Industry Canada (Canada) under ACC-LAB (Europe/Canada MRA and APEC/Canada MRA)
- Recognized/Listed by FCC (USA)
- All test results contained in this engineering test report are traceable to National Institute of Standards and Technology (NIST)

File #: ICOM-204-SAR

June 5, 2009

## 7.2. STANDARD SOURCE INPUT POWER MEASUREMENT

The system validation is performed as shown below or in Figure 7.1 in IEEE 1528.



First the power meter PM1 (including attenuator Att1) is connected to the cable to measure the forward power at the location of the dipole connector (X). The signal generator is adjusted for the desired forward power at the dipole connector (taking into account the attenuation of Att1) as read by power meter PM2. After connecting the cable to the dipole, the signal generator is readjusted for the same reading at power meter PM2. If the signal generator does not allow adjustment in 0.01dB steps, the remaining difference at PM2 must be taken into consideration. PM3 records the reflected power from the dipole to ensure that the value is not changed from the previous value. The reflected power was verified to be at least 20dB below the forward power.

## 7.3. SYSTEM VALIDATION PROCEDURE

A complete 1g-averaged SAR measurement is performed. The measured 1g-averaged SAR value is normalized to a forward power of 1W to a half-wave dipole and compared with the reference SAR value for the reference dipole and flat phantom shown in columns 2 and 3 of Table 7.1 in IEEE 1528.

### ULTRATECH GROUP OF LABS

3000 Bristol Circle, Oakville, Ontario, Canada L6H 6G4

Tel. #: 905-829-1570, Fax. #: 905-829-8050, Email: [vic@ultratech-labs.com](mailto:vic@ultratech-labs.com), Website: <http://www.ultratech-labs.com>

- Assessed by ITI (UK) Competent Body, NVLAP (USA) Accreditation Body & ACA/AUSTEL (Australia), VCCI (Japan)
- Accredited by Industry Canada (Canada) under ACC-LAB (Europe/Canada MRA and APEC/Canada MRA)
- Recognized/Listed by FCC (USA)
- All test results contained in this engineering test report are traceable to National Institute of Standards and Technology (NIST)

File #: ICOM-204-SAR

June 5, 2009

#### 7.4. IEEE 1528 RECOMMENDED REFERENCE SAR VALUE

Frequency (MHz)	1g SAR	10g SAR	Local SAR at surface (above feed-point)	Local SAR at surface (y=2cm offset from feed-point)
300	3.0	2.0	4.4	2.1
450	4.9	3.3	7.2	3.2
835	9.5	6.2	4.1	4.9
900	10.8	6.9	16.4	5.4
1450	29.0	16.0	50.2	6.5
1800	38.1	19.8	69.5	6.8
1900	39.7	20.5	72.1	6.6
2000	41.1	21.1	74.6	6.5
2450	52.4	24.0	104.2	7.7
3000	63.8	25.7	140.2	9.5

#### 7.5. VERIFICATION RESULT

##### 7.5.1. Reference SAR values at 450 MHz\*

Reference SAR <sub>1g</sub> [W/Kg]	4.9
Reference SAR <sub>s</sub> [W/Kg]	7.2
Measured SAR <sub>1g</sub> [W/Kg]	4.92
Measured SAR <sub>s</sub> [W/Kg]	7.4

\* SAR values in 7.5.1 are normalized to a forward power of 1 W.

#### ULTRATECH GROUP OF LABS

3000 Bristol Circle, Oakville, Ontario, Canada L6H 6G4

Tel. #: 905-829-1570, Fax. #: 905-829-8050, Email: [vic@ultratech-labs.com](mailto:vic@ultratech-labs.com), Website: <http://www.ultratech-labs.com>

- Assessed by ITI (UK) Competent Body, NVLAP (USA) Accreditation Body & ACA/AUSTEL (Australia), VCCI (Japan)
- Accredited by Industry Canada (Canada) under ACC-LAB (Europe/Canada MRA and APEC/Canada MRA)
- Recognized/Listed by FCC (USA)
- All test results contained in this engineering test report are traceable to National Institute of Standards and Technology (NIST)

File #: ICOM-204-SAR

June 5, 2009

**7.5.2. Verification at 450 MHz**

Test Laboratory: UltraTech Group of Labs.

File Name: [SystemPerformanceCheck-D450MHz.da5](#)

**DUT: Dipole 450 MHz; Type: D450V2; Serial: D450V2 - SN:1063**

**Program Name: System Performance Check at 450 MHz**

Communication System: CW; Frequency: 450 MHz; Duty Cycle: 1:1

Medium parameters used:  $f = 450$  MHz;  $\sigma = 0.866$  mho/m;  $\epsilon_r = 42.7$ ;  $\rho = 1000$  kg/m<sup>3</sup>

Phantom section: Flat Section

DASY5 Configuration:

- Probe: EX3DV4 - SN3673; ConvF(9.2, 9.2, 9.2); Calibrated: 2/23/2009
- Sensor-Surface: 2mm (Mechanical Surface Detection)
- Electronics: DAE4 Sn874; Calibrated: 2/17/2009
- Phantom: ELI 4.0; Type: QD OVA 001 BB; Serial: 1057
- Measurement SW: DASY5, V5.0 Build 126; SEMCAD X Version 13.4 Build 125

**d=15mm, Pin=250mW, dist=2.0mm (EX-Probe)/Zoom Scan (7x7x7) (7x7x7)/Cube 0:** Measurement grid: dx=5mm, dy=5mm, dz=5mm

Reference Value = 44.7 V/m; Power Drift = -0.277 dB

Peak SAR (extrapolated) = 1.85 W/kg

**SAR(1 g) = 1.23 mW/g; SAR(10 g) = 0.821 mW/g**

Maximum value of SAR (measured) = 1.56 mW/g

**d=15mm, Pin=250mW, dist=2.0mm (EX-Probe)/Area Scan (61x101x1):** Measurement grid: dx=15mm, dy=15mm

Maximum value of SAR (interpolated) = 1.6 mW/g

**ULTRATECH GROUP OF LABS**

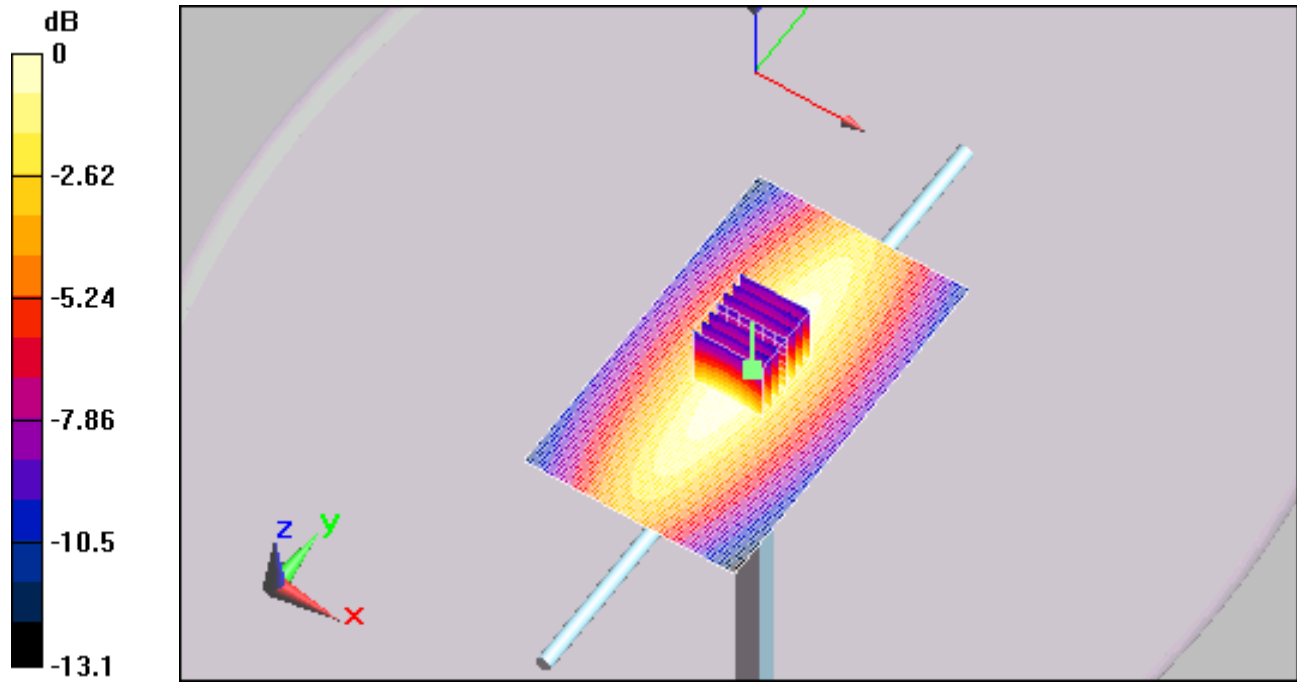
3000 Bristol Circle, Oakville, Ontario, Canada L6H 6G4

Tel. #: 905-829-1570, Fax. #: 905-829-8050, Email: [vic@ultratech-labs.com](mailto:vic@ultratech-labs.com), Website: <http://www.ultratech-labs.com>

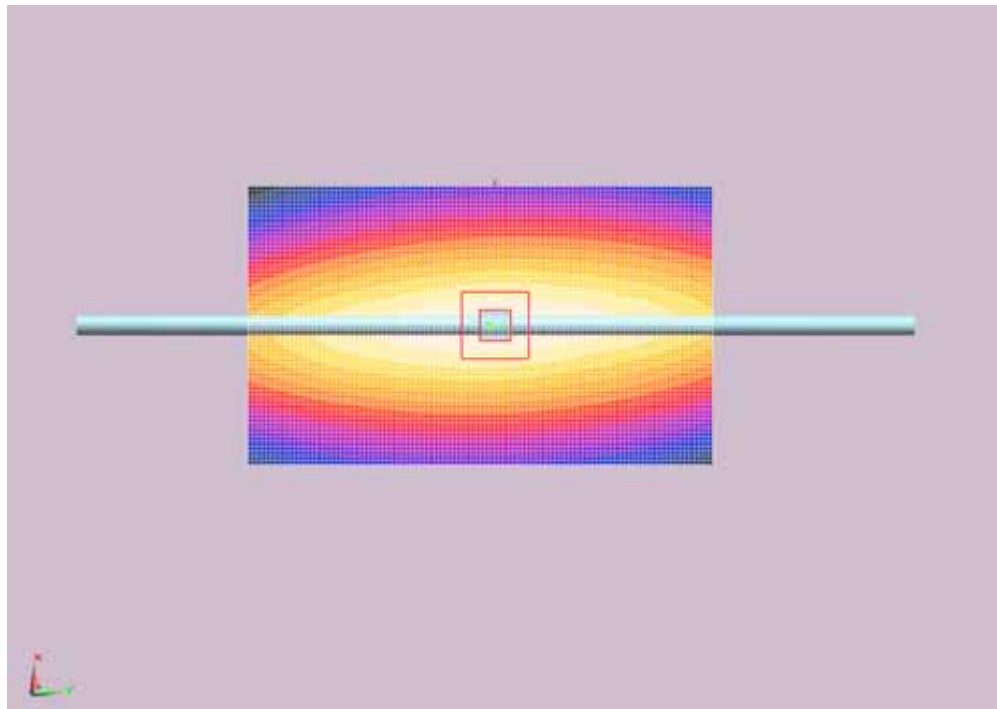
- Assessed by ITI (UK) Competent Body, NVLAP (USA) Accreditation Body & ACA/AUSTEL (Australia), VCCI (Japan)
- Accredited by Industry Canada (Canada) under ACC-LAB (Europe/Canada MRA and APEC/Canada MRA)
- Recognized/Listed by FCC (USA)
- All test results contained in this engineering test report are traceable to National Institute of Standards and Technology (NIST)

**File #: ICOM-204-SAR**

**June 5, 2009**



0 dB = 1.6mW/g



**ULTRATECH GROUP OF LABS**

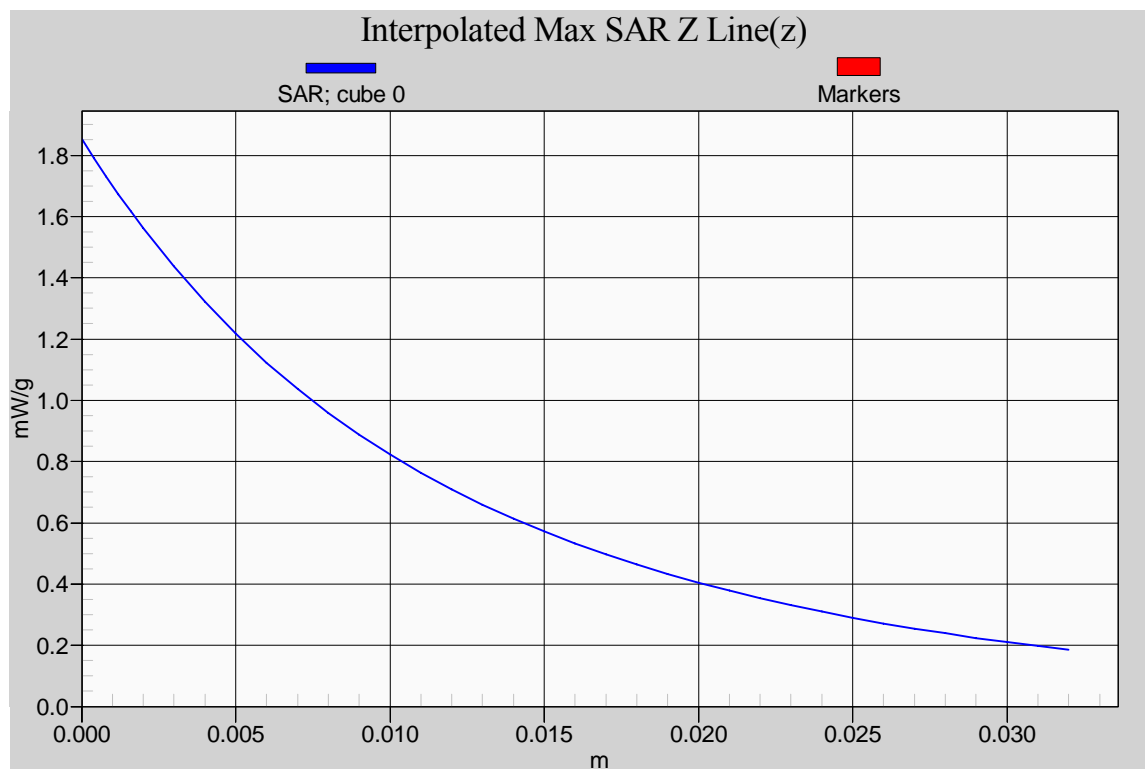
3000 Bristol Circle, Oakville, Ontario, Canada L6H 6G4

Tel. #: 905-829-1570, Fax. #: 905-829-8050, Email: [vic@ultratech-labs.com](mailto:vic@ultratech-labs.com), Website: <http://www.ultratech-labs.com>

- Assessed by ITI (UK) Competent Body, NVLAP (USA) Accreditation Body & ACA/AUSTEL (Australia), VCCI (Japan)
- Accredited by Industry Canada (Canada) under ACC-LAB (Europe/Canada MRA and APEC/Canada MRA)
- Recognized/Listed by FCC (USA)
- All test results contained in this engineering test report are traceable to National Institute of Standards and Technology (NIST)

**File #: ICOM-204-SAR**

**June 5, 2009**

**ULTRATECH GROUP OF LABS**

3000 Bristol Circle, Oakville, Ontario, Canada L6H 6G4

Tel. #: 905-829-1570, Fax. #: 905-829-8050, Email: [vic@ultratech-labs.com](mailto:vic@ultratech-labs.com), Website: <http://www.ultratech-labs.com>

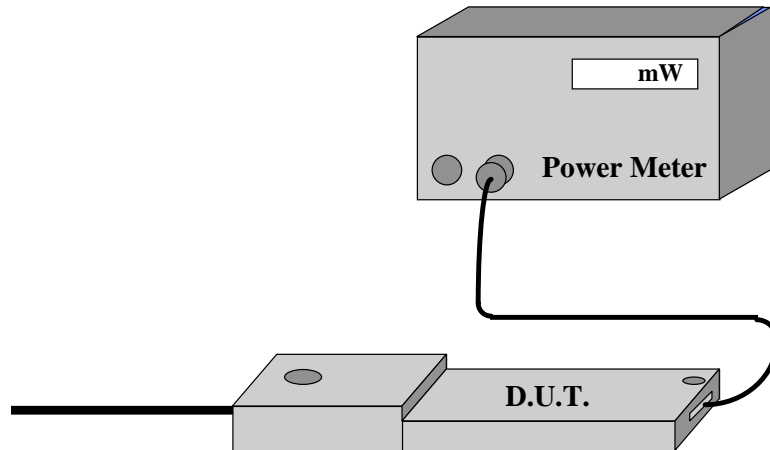
- Assessed by ITI (UK) Competent Body, NVLAP (USA) Accreditation Body & ACA/AUSTEL (Australia), VCCI (Japan)
- Accredited by Industry Canada (Canada) under ACC-LAB (Europe/Canada MRA and APEC/Canada MRA)
- Recognized/Listed by FCC (USA)
- All test results contained in this engineering test report are traceable to National Institute of Standards and Technology (NIST)

**File #: ICOM-204-SAR**

June 5, 2009

## EXHIBIT 8. D.U.T. POWER MEASUREMENT

Whenever possible, a conducted power measurement is performed. To accomplish this, we utilize a fully charged battery, a calibrated power meter and a cable adapter provided by the manufacturer. The data of the cable and related circuit losses are also provided by the manufacturer. The power measurement is then performed across the operational band and the channel with the highest output power is recorded.



Power measurement is performed before and after the SAR to verify if the battery was delivering full power at the time of testing. A difference in output power would determine a need for battery replacement and to repeat the SAR test.

### ULTRATECH GROUP OF LABS

3000 Bristol Circle, Oakville, Ontario, Canada L6H 6G4

Tel. #: 905-829-1570, Fax. #: 905-829-8050, Email: [vic@ultratech-labs.com](mailto:vic@ultratech-labs.com), Website: <http://www.ultratech-labs.com>

- Assessed by ITI (UK) Competent Body, NVLAP (USA) Accreditation Body & ACA/AUSTEL (Australia), VCCI (Japan)
- Accredited by Industry Canada (Canada) under ACC-LAB (Europe/Canada MRA and APEC/Canada MRA)
- Recognized/Listed by FCC (USA)
- All test results contained in this engineering test report are traceable to National Institute of Standards and Technology (NIST)

File #: ICOM-204-SAR

June 5, 2009



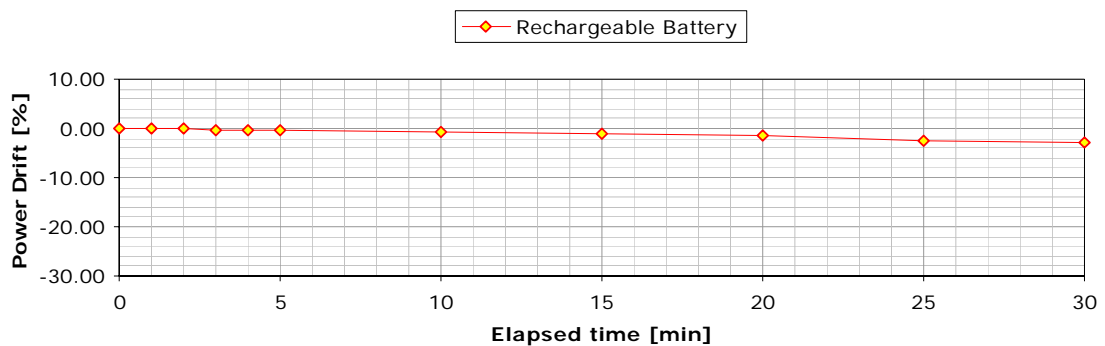
**8.1.1. RF conducted output power measurement**

Fundamental Frequency (MHz)	Measured RF output power conducted (W)
400	4.29
420	4.11
430	4.06
435	4.11
440	4.04
445	4.01
460	4.25
470	4.26

**8.1.2. SAR drift measurement**

The local SAR was measured at the arbitrary location in the vicinity of the antenna fed point in the simulated tissue at 450.1 MHz during the period of 30 minute for rechargeable Li-Ion battery pack.

The power (SAR) drift after 30 minutes of the continuous transmission at the maximum power level was found to be less than  $\pm 5\%$ .

**ULTRATECH GROUP OF LABS**

3000 Bristol Circle, Oakville, Ontario, Canada L6H 6G4

Tel. #: 905-829-1570, Fax. #: 905-829-8050, Email: [vic@ultratech-labs.com](mailto:vic@ultratech-labs.com), Website: <http://www.ultratech-labs.com>

- Assessed by ITI (UK) Competent Body, NVLAP (USA) Accreditation Body & ACA/AUSTEL (Australia), VCCI (Japan)
- Accredited by Industry Canada (Canada) under ACC-LAB (Europe/Canada MRA and APEC/Canada MRA)
- Recognized/Listed by FCC (USA)
- All test results contained in this engineering test report are traceable to National Institute of Standards and Technology (NIST)

File #: ICOM-204-SAR

June 5, 2009

## EXHIBIT 9. TISSUE DIELECTRIC PARAMETER CALIBRATION

### 9.1. SIMULATED TISSUE

Simulated Tissue: Suggested in a paper by George Hartsgrove and colleagues in University of Ottawa Ref.: Bioelectromagnetics 8:29-36 (1987)

Ingredient	Quantity
Water	40.4 %
Sugar	56.0 %
Salt	2.5 %
HEC	1.0 %
Bactericide	0.1 %

**Table 9.1 Example of composition of simulated tissue**

This simulated tissue is mainly composed of water, sugar and salt. At higher frequencies, in order to achieve the proper conductivity, the solution does not contain salt. Also, at these frequencies, D.I. water and alcohol is preferred.

Target Frequency (MHz)	Head		Body	
	$\epsilon_r$	$\sigma$ (S/m)	$\epsilon_r$	$\sigma$ (S/m)
150	52.3	0.76	61.9	0.80
300	45.3	0.87	58.2	0.92
450	43.5	0.87	56.7	0.94
835	41.5	0.90	55.2	0.97
900	41.5	0.97	55.0	1.05
915	41.5	0.98	55.0	1.06
1450	40.5	1.20	54.0	1.30
1610	40.3	1.29	53.8	1.40
1800 – 2000	40.0	1.40	53.3	1.52
2450	39.2	1.80	52.7	1.95
3000	38.5	2.40	52.0	2.73
5800	35.3	5.27	48.2	6.00

( $\epsilon_r$  = relative permittivity,  $\sigma$  = conductivity and  $\rho = 1000 \text{ Kg/m}^3$ \*)

\* The actual mass density of the equivalent tissue varies based on the composition of the tissue from  $990 \text{ Kg/m}^3$  to  $1,300 \text{ Kg/m}^3$ .

#### ULTRATECH GROUP OF LABS

3000 Bristol Circle, Oakville, Ontario, Canada L6H 6G4

Tel. #: 905-829-1570, Fax. #: 905-829-8050, Email: [vic@ultratech-labs.com](mailto:vic@ultratech-labs.com), Website: <http://www.ultratech-labs.com>

- Assessed by ITI (UK) Competent Body, NVLAP (USA) Accreditation Body & ACA/AUSTEL (Australia), VCCI (Japan)
- Accredited by Industry Canada (Canada) under ACC-LAB (Europe/Canada MRA and APEC/Canada MRA)
- Recognized/Listed by FCC (USA)
- All test results contained in this engineering test report are traceable to National Institute of Standards and Technology (NIST)

File #: ICOM-204-SAR

June 5, 2009

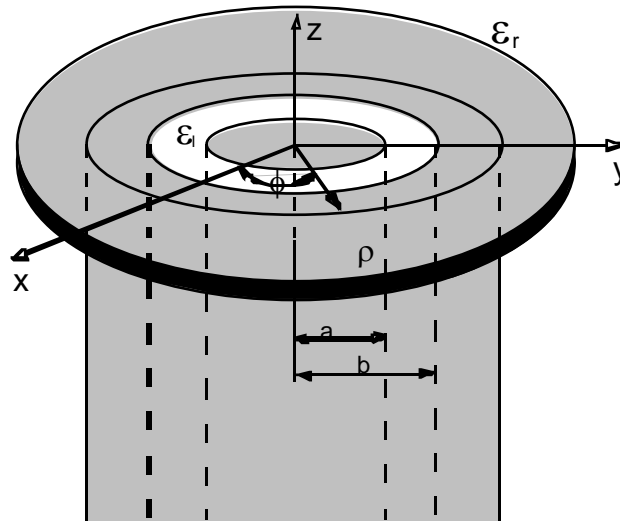
## 9.2. MEASUREMENT OF ELECTRICAL CHARACTERISTICS OF SIMULATED TISSUE

HP Dielectric Strength Probe System (open-ended coaxial transmission-line probe/sensor) was used.

### 9.2.1. Equipment set-up

The equipment consists of a probe connected to one port of a vector network analyzer. The probe is an open-ended coaxial line, as shown in Figure 9.2.1.1. Cylindrical coordinates ( $\rho$ ,  $\phi$ ,  $z$ ) are used where  $\rho$  is the radial distance from the axis,  $\phi$  is the angular displacement around the axis,  $z$  is the displacement along the axis,  $a$  is the inner conductor radius, and  $b$  is the outer conductor inner radius.

The sample holder is a non-metallic container that is large compared with the size of the probe immersed in it. A probe with an outer diameter  $b$  of 2 to 4 mm is suitable for the measurement of tissue-equivalent materials in the 300 MHz to 3 GHz frequency range. This probe size is commensurate with sample volumes of 50 cc or higher. Larger probes of up to 7 mm outer diameter  $b$  may be used with larger sample volumes. A flange is typically included to better represent the infinite ground-plane assumption used in admittance calculations.



**Figure 9.2.1. An open-ended coaxial probe with inner and outer radii  $a$  and  $b$ , respectively**

The accuracy of the short-circuit measurement should be verified for each calibration at a number of frequencies. A short circuit can be achieved by gently pressing a piece of aluminum foil against the open end. For best electrical contact, the probe end should be flat and free of oxidation. Larger the sensors generally have better foil short-circuit repeatability. It is possible to obtain good contact with some commercial 4.6 mm probes using the metal-disk short-circuit supplied with the kit. For best repeatability, it may be necessary to press the disk by hand.

The network analyzer is configured to measure the magnitude and phase of the admittance. A one-port reflection calibration is performed at the plane of the probe by placing materials for which the reflection coefficient can be calculated in contact with the probe. Three standards are needed for the calibration, typically a short circuit, air, and de-ionized water at a well-defined temperature (other reference liquids such as methanol or ethanol may be used for calibration). The calibration is a key part of the measurement procedure, and it is therefore important to ensure that it

## ULTRATECH GROUP OF LABS

3000 Bristol Circle, Oakville, Ontario, Canada L6H 6G4

Tel. #: 905-829-1570, Fax. #: 905-829-8050, Email: [vic@ultratech-labs.com](mailto:vic@ultratech-labs.com), Website: <http://www.ultratech-labs.com>

- Assessed by ITI (UK) Competent Body, NVLAP (USA) Accreditation Body & ACA/AUSTEL (Australia), VCCI (Japan)
- Accredited by Industry Canada (Canada) under ACC-LAB (Europe/Canada MRA and APEC/Canada MRA)
- Recognized/Listed by FCC (USA)
- All test results contained in this engineering test report are traceable to National Institute of Standards and Technology (NIST)

File #: ICOM-204-SAR

June 5, 2009

has been performed correctly. It can be checked by re-measuring the short circuit to ensure that a reflection coefficient of  $\Gamma = -1.0$  (linear units) is obtained consistently.

### 9.2.2. *Measurement procedure*

- a) Configure and calibrate the network analyzer and probe system.
- b) Place the sample in a non-metallic container and immerse the probe. A fixture or clamp is recommended to stabilize the probe, mounted such that the probe face is at an angle with respect to the liquid surface to minimize trapped air bubbles beneath the flange.
- c) Measure the complex admittance with respect to the probe aperture.
- d) Compute the complex relative permittivity  $\epsilon_r = \epsilon'_r - j\sigma/\omega\epsilon_0$ .

---

### ULTRATECH GROUP OF LABS

3000 Bristol Circle, Oakville, Ontario, Canada L6H 6G4

Tel. #: 905-829-1570, Fax. #: 905-829-8050, Email: [vic@ultratech-labs.com](mailto:vic@ultratech-labs.com), Website: <http://www.ultratech-labs.com>

- Assessed by ITI (UK) Competent Body, NVLAP (USA) Accreditation Body & ACA/AUSTEL (Australia), VCCI (Japan)
- Accredited by Industry Canada (Canada) under ACC-LAB (Europe/Canada MRA and APEC/Canada MRA)
- Recognized/Listed by FCC (USA)
- All test results contained in this engineering test report are traceable to National Institute of Standards and Technology (NIST)

File #: ICOM-204-SAR

June 5, 2009

### 9.3. SIMULATED TISSUE MEASUREMENT RESULTS

Tissue calibration type	HP Dielectric Strength Probe System (M/N: 85070C)	
Tissue calibration date [MM/DD/YYYY]	05/13/2009	05/13/2009
Tissue calibrated by	Steven Lu	Steven Lu
Room temperature [°C]	21	21
Room humidity [%]	40	40
Simulated tissue temperature [°C]	21	21
Tissue calibration frequency [MHz]	450	450
Tissue Type	Brain	Muscle
Target conductivity [S/m]	0.87	0.94
Target dielectric constant	43.5	56.7
Composition (by weight) [%]	DI Water (38.56 %) Sugar (56.32 %) Salt (3.95 %) HEC (0.25 %) Bactericide (0.92 %)	DI Water (51.16 %) Sugar (46.78 %) Salt (1.49 %) HEC (0.13 %) Bactericide (0.44 %)
Measured conductivity [S/m]	0.87 (1.6%)	0.91 (-3.0 %)
Measured dielectric constant	42.7 (-0.5 %)	55.8 (-1.5 %)
Penetration depth (plane wave excitation) [mm]	42.8	45.5

#### 9.3.1. 450 MHz Brain Tissue

	Meas. after 5min			DI Water at 20°C			Init. Meas.		
Frequency [MHz]	$\epsilon'$	$\epsilon''$	$\sigma$ [S/m]	$\epsilon'$	$\epsilon''$	$\sigma$ [S/m]	$\epsilon'$	$\epsilon''$	$\sigma$ [S/m]
422.000	43.2694	35.9907	0.84	80.4015	2.1556	0.05	43.3008	36.3447	0.85
450.000	42.6567	34.5889	0.87	80.1610	2.2050	0.06	42.6815	34.9401	0.87
478.000	41.8909	33.0756	0.88	80.1028	2.1411	0.06	41.8638	33.2399	0.88

#### 9.3.2. 450 MHz Muscle Tissue

	Meas. after 5min			DI Water at 20°C			Init. Meas.		
Frequency [MHz]	$\epsilon'$	$\epsilon''$	$\sigma$ [S/m]	$\epsilon'$	$\epsilon''$	$\sigma$ [S/m]	$\epsilon'$	$\epsilon''$	$\sigma$ [S/m]
422.000	56.5114	38.1130	0.89	80.4015	2.1556	0.05	56.8614	38.6751	0.91
450.000	55.7536	36.4670	0.91	80.1610	2.2050	0.06	56.1560	36.9503	0.93
478.000	55.2612	35.2461	0.94	80.1028	2.1411	0.06	55.4909	35.3064	0.94

### ULTRATECH GROUP OF LABS

3000 Bristol Circle, Oakville, Ontario, Canada L6H 6G4

Tel. #: 905-829-1570, Fax. #: 905-829-8050, Email: [vic@ultratech-labs.com](mailto:vic@ultratech-labs.com), Website: <http://www.ultratech-labs.com>

- Assessed by ITI (UK) Competent Body, NVLAP (USA) Accreditation Body & ACA/AUSTEL (Australia), VCCI (Japan)
- Accredited by Industry Canada (Canada) under ACC-LAB (Europe/Canada MRA and APEC/Canada MRA)
- Recognized/Listed by FCC (USA)
- All test results contained in this engineering test report are traceable to National Institute of Standards and Technology (NIST)

File #: ICOM-204-SAR

June 5, 2009

## EXHIBIT 10. SAR MEASUREMENT UNCERTAINTY

### 10.1. MEASUREMENT UNCERTAINTY EVALUATION FOR SAR TEST

Error Description	Uncertainty value	Prob. Dist.	Div.	(c <sub>i</sub> ) 1g	(c <sub>i</sub> ) 10g	Std. Unc. (1g)	Std. Unc. (10g)	(v <sub>i</sub> ) v <sub>eff</sub>
<b>Measurement System</b>								
Probe Calibration	±6.5 %	N	1	1	1	±6.5 %	±6.5 %	∞
Axial Isotropy	±4.7 %	R	$\sqrt{3}$	0.7	0.7	±1.9 %	±1.9 %	∞
Hemispherical Isotropy	±9.6 %	R	$\sqrt{3}$	0.7	0.7	±3.9 %	±3.9 %	∞
Boundary Effects	±2.0 %	R	$\sqrt{3}$	1	1	±1.2 %	±1.2 %	∞
Linearity	±4.7 %	R	$\sqrt{3}$	1	1	±2.7 %	±2.7 %	∞
System Detection Limits	±1.0 %	R	$\sqrt{3}$	1	1	±0.6 %	±0.6 %	∞
Readout Electronics	±0.3 %	R	$\sqrt{3}$	1	1	±0.3 %	±0.3 %	∞
Response Time	±0.8 %	N	1	1	1	±0.5 %	±0.5 %	∞
Integration Time	±2.6 %	R	$\sqrt{3}$	1	1	±1.5 %	±1.5 %	∞
RF Ambient Noise	±3.0 %	R	$\sqrt{3}$	1	1	±1.7 %	±1.7 %	∞
RF Ambient Reflections	±3.0 %	R	$\sqrt{3}$	1	1	±1.7 %	±1.7 %	∞
Probe Positioner	±0.8 %	R	$\sqrt{3}$	1	1	±0.5 %	±0.5 %	∞
Probe Positioning	±9.9 %	R	$\sqrt{3}$	1	1	±5.7 %	±5.7 %	∞
Max. SAR Eval.	±4.0 %	R	$\sqrt{3}$	1	1	±2.3 %	±2.3 %	∞
<b>Test Sample Related</b>								
Device Positioning	±2.9 %	N	1	1	1	±2.9 %	±2.9 %	145
Device Holder	±3.6 %	N	1	1	1	±3.6 %	±3.6 %	5
Power Drift	±5.0 %	R	$\sqrt{3}$	1	1	±2.9 %	±2.9 %	∞
<b>Phantom and Setup</b>								
Phantom Uncertainty	±4.0 %	R	$\sqrt{3}$	1	1	±2.3 %	±2.3 %	∞
Liquid Conductivity (target)	±5.0 %	R	$\sqrt{3}$	0.64	0.43	±1.8 %	±1.2 %	∞
Liquid Conductivity (meas.)	±2.5 %	N	1	0.64	0.43	±1.6 %	±1.1 %	∞
Liquid Permittivity (target)	±5.0 %	R	$\sqrt{3}$	0.6	0.49	±1.7 %	±1.4 %	∞
Liquid Permittivity (meas.)	±2.5 %	N	1	0.6	0.49	±1.5 %	±1.2 %	∞
Combined Std. Uncertainty						±12.8 %	±12.6 %	330
<b>Expanded STD Uncertainty</b>						<b>±25.6 %</b>	<b>±25.2 %</b>	

#### ULTRATECH GROUP OF LABS

3000 Bristol Circle, Oakville, Ontario, Canada L6H 6G4

Tel. #: 905-829-1570, Fax. #: 905-829-8050, Email: [vic@ultratech-labs.com](mailto:vic@ultratech-labs.com), Website: <http://www.ultratech-labs.com>

- Assessed by ITI (UK) Competent Body, NVLAP (USA) Accreditation Body & ACA/AUSTEL (Australia), VCCI (Japan)
- Accredited by Industry Canada (Canada) under ACC-LAB (Europe/Canada MRA and APEC/Canada MRA)
- Recognized/Listed by FCC (USA)
- All test results contained in this engineering test report are traceable to National Institute of Standards and Technology (NIST)

File #: ICOM-204-SAR

June 5, 2009

## EXHIBIT 11. ADDITIONAL TEST INSTRUMENTS LIST

Name	Type	Serial Number (SN)	Calibration Date (or Due Date)
RF Signal Generator (Giga-tronics)	6061A	5130408	Due Date: Aug. 15, 2009
Dipole Antenna	D450V3	1063	Feb. 02, 2009
Power Meter (HP)	HP 436A HP 436A	2016A07747 2347A17246	Due Date: Aug. 14, 2009 Due Date: Feb. 22, 2009
Directional Coupler (narda)	Model 3020A	35482	N/A
Spectrum Analyzer (ADVANTEST)	R3261B	91720070	Due Date: Oct.28 2009
Network Analyzer (HP)	8753D	3410J02042	Due Date: June 06, 2008
RF Amplifier (KALMUS)	Model 720FC	062293-5	N/A

## EXHIBIT 12. PROBE CALIBRATION CERTIFICATE

See Appendix 1.

## EXHIBIT 13. VALIDATION DIPOLE CALIBRATION CERTIFICATE

See Appendix 2.

### ULTRATECH GROUP OF LABS

3000 Bristol Circle, Oakville, Ontario, Canada L6H 6G4

Tel. #: 905-829-1570, Fax. #: 905-829-8050, Email: [vic@ultratech-labs.com](mailto:vic@ultratech-labs.com), Website: <http://www.ultratech-labs.com>

- Assessed by ITI (UK) Competent Body, NVLAP (USA) Accreditation Body & ACA/AUSTEL (Australia), VCCI (Japan)
- Accredited by Industry Canada (Canada) under ACC-LAB (Europe/Canada MRA and APEC/Canada MRA)
- Recognized/Listed by FCC (USA)
- All test results contained in this engineering test report are traceable to National Institute of Standards and Technology (NIST)

File #: ICOM-204-SAR

June 5, 2009