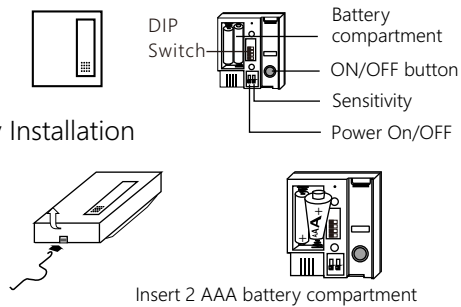
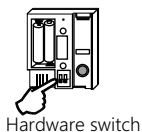


Battery Installation



Turn ON and turn OFF the device

This device has two ways to turn power on and off. **Hardware ON/OFF** Slide the switch to ON or OFF position. If the slide switch is OFF, you cannot use the software switch to turn on the power. If the unit is not in use for a long period, use the hardware switch to turn off the unit.

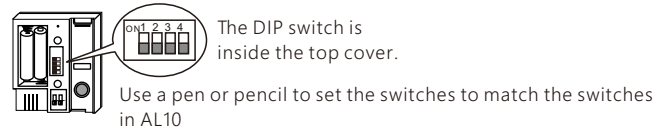


Software ON/OFF

This allows the transmitter to be controlled externally. If the sensor is ON, press and hold the software ON/OFF switch 5 seconds, the LED will flash once, sensor is "OFF". If the sensor is OFF, press and hold the software ON/OFF switch 5 seconds, the LED will flash three times, sensor is 'ON'. The sound sensor defaults to "ON" when the hardware switch is moved from OFF to ON.



Setting



FCC Statement:

This equipment has been tested and found to comply with the limits for a Class B digital device, pursuant to part 15 of the FCC Rules. These limits are designed to provide reasonable protection against harmful interference in a residential installation. This equipment generates, uses and can radiate radio frequency energy and, if not installed and used in accordance with the instructions, may cause harmful interference to radio communications.

However, there is no guarantee that interference will not occur in a particular installation. If this equipment does cause harmful interference to radio or television reception, which can be determined by turning the equipment off and on, the user is encouraged to try to correct the interference by one or more of the following measures:

- * Reorient or relocate the receiving antenna.
- * Increase the separation between the equipment and receiver.
- * Connect the equipment to an outlet on a circuit different from that to which the receiver is connected.

This device complies with part 15 of the FCC rules. Operation is subject to the following two conditions: (1) This device may not cause harmful interference, and (2) this device must accept any interference received, including interference that may cause undesired operation.

Note: Modifications to this product will void the user's authority to operate this equipment.

CAUTION

RISK OF EXPLOSION IF BATTERY IS REPLACED BY AN INCORRECT TYPE DISPOSE OF USED BATTERIES ACCORDING TO THE INSTRUCTIONS