

Figure 2



EUT With No Headset




EUT With Motorola AC Power Supply, No Headset

Figure 3



EUT With NTN2572A Headset




EUT With NTN2575A Headset

Figure 4




Test Setup for Conducted Emissions

Figure 5



Test Setup for Radiated Emissions, 10kHz to 30MHz – Horizontal Polarization



Test Setup for Radiated Emissions, 10kHz to 30MHz – Vertical Polarization