

**MOTOROLA SOLUTIONS**

TESTING CERT # 2518.01

Exhibit 7B MPE Test Report Photographs**EME Test Laboratory****8000 West Sunrise Blvd. Fort Lauderdale, FL. 33322****Radio**


Deanna Zakharia
EME Lab Senior Resource Manager and
Laboratory Director

Approval Date: 6/13/2013

Document Revision History

Date	Revision	Comments
06/11/2013	O	Initial release

1.0 Antenna Photograph(s)



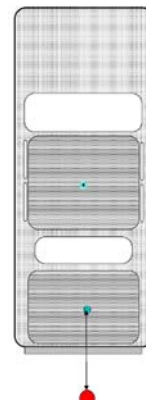
UHF Antenna kit numbers, from left to right:
HAE4002, HAE4003A, HAE4010A HAE4011A, and HAE6022A
(pictures not to scale)



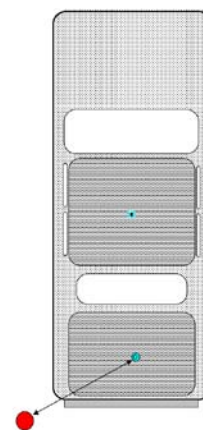
UHF Antenna kit numbers, from left to right;
RAE4004A (3)
(pictures not to scale)

Note: Antennas were trimmed per test frequency (3).

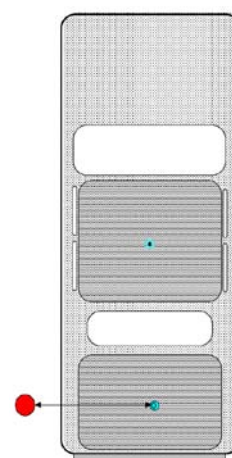
2.0 Test Measurement Setup Photos



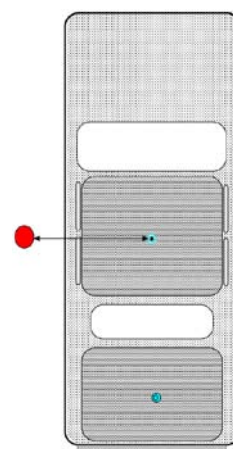
Test measurement setup for Bystander, trunk mount antenna behind vehicle



Test measurement setup for Bystander 45 degree (diagonal) trunk mount antenna



Test measurement setup for Bystander 90 degree (side) trunk mount antenna

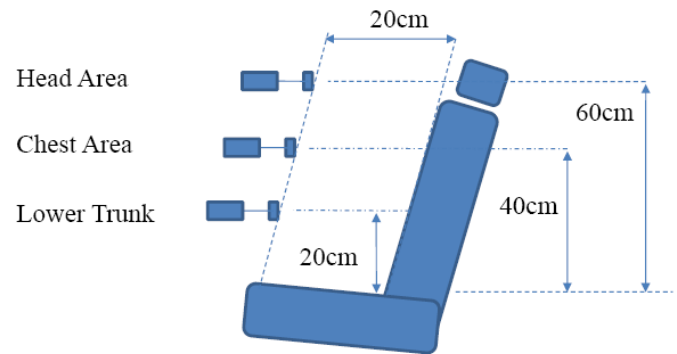


Test measurement setup for Bystander roof mount antenna

Test measurement setup for Passenger front and back seat



Backseat



Front seat