



849 NW STATE ROAD 45  
NEWBERRY, FL 32669 USA  
PH: 888.472.2424 OR 352.472.5500  
FAX: 352.472.2030  
EMAIL: [INFO@TIMCOENGR.COM](mailto:INFO@TIMCOENGR.COM)  
[HTTP://WWW.TIMCOENGR.COM](http://WWW.TIMCOENGR.COM)

## **FCC PART 90 AND IC RSS-119, RSS-GEN TEST REPORT**

|                             |  |
|-----------------------------|--|
| <b>APPLICANT</b>            | MOTOROLA SOLUTIONS, INC.<br>1301 EAST ALGONQUIN RD.<br>SCHAUMBURG IL 60196 USA |
| <b>FCC ID</b>               | ABZ99FT4086  |
| <b>IC CERTIFICATION</b>     | 109AB -99FT4086  |
| <b>MODEL NUMBER</b>         | AAH56RDN9KA1AN   |
| <b>PRODUCT DESCRIPTION</b>  | UHF1 PORTABLE RADIO  |
| <b>DATE SAMPLE RECEIVED</b> | 7/28/2011  |
| <b>DATE TESTED</b>          | 8/9/2011   |
| <b>TESTED BY</b>            | Nam Nguyen   |
| <b>APPROVED BY</b>          | Mario de Aranzeta  |
| <b>TIMCO REPORT NO.</b>     | 1686CT11TestReport.doc   |
| <b>TEST RESULTS</b>         | <input checked="" type="checkbox"/> PASS <input type="checkbox"/> FAIL         |

**THE ATTACHED REPORT SHALL NOT BE REPRODUCED EXCEPT IN FULL  
WITHOUT THE WRITTEN APPROVAL OF TIMCO ENGINEERING, INC.**



Certificate # 0955-01

## TABLE OF CONTENTS

|   |    |
|---|----|
| GENERAL REMARKS .....                                     | 3  |
| GENERAL INFORMATION .....                                 | 4  |
| TEST PROCEDURES .....                                     | 5  |
| RF POWER OUTPUT .....                                     | 6  |
| MODULATION CHARACTERISTICS .....                          | 7  |
| AUDIO FREQUENCY RESPONSE .....                            | 8  |
| AUDIO LOW PASS FILTER .....                               | 9  |
| AUDIO INPUT VERSUS MODULATION .....                       | 10 |
| OCCUPIED BANDWIDTH .....                                  | 11 |
| SPURIOUS EMISSIONS AT ANTENNA TERMINALS (CONDUCTED) ..... | 17 |
| FIELD STRENGTH OF SPURIOUS EMISSIONS .....                | 20 |
| RECEIVER RADIATED SPURIOUS EMISSIONS .....                | 23 |
| FREQUENCY STABILITY .....                                 | 24 |
| TRANSIENT FREQUENCY BEHAVIOR .....                        | 25 |
| EMC EQUIPMENT LIST .....                                  | 29 |

Applicant: MOTOROLA SOLUTIONS, INC.

FCC ID: ABZ99FT4086

IC CERT #: 109AB -99FT4086

Report: M\MOTOROLA\_SCHAUMBURG LARRY LARSEN\1686CT11\1686CT11TestReport.doc

## GENERAL REMARKS

The attached report shall not be reproduced except in full without the written permission of Timco Engineering Inc.

The test results relate only to the items tested.

## Summary

The device under test does:

- ☒ fulfill the general approval requirements as identified in this test report  
☐ not fulfill the general approval requirements as identified in this test report

## Attestations

This equipment has been tested in accordance with the standards identified in this test report. To the best of my knowledge and belief, these tests were performed using the measurement procedures described in this report.

All instrumentation and accessories used to test products for compliance to the indicated standards are calibrated regularly in accordance with ISO 17025: 2005 requirements.



Testing Certificate # 0955-01

I attest that the necessary measurements were made, under my supervision, at:

Timco Engineering Inc.  
849 NW State Road 45  
Newberry, FL 32669



## Authorized Signatory Name:

Mario de Aranzeta C.E.T.  
Compliance Engineer/ Lab. Supervisor

**Date: September 6, 2011**

Applicant: MOTOROLA SOLUTIONS, INC.

FCC ID: ABZ99FT4086

IC CERT #: 109AB -99FT4086

Report: M\MOTOROLA\_SCHAUMBURG LARRY LARSEN\1686CT11\1686CT11TestReport.doc

**GENERAL INFORMATION**  
**DUT Specification**

|                                |   |
|--------------------------------|---|
| <b>DUT Description</b>         | UHF1 PORTABLE RADIO   |
| <b>FCC ID</b>                  | ABZ99FT4086   |
| <b>IC Certification</b>        | 109AB -99FT4086   |
| <b>Model Number</b>            | AAH56RDN9KA1AN  |
| <b>Serial Number</b>           | N/A   |
| <b>Operating Frequency</b>     | (403.00 – 520.00) MHz   |
| <b>Test Frequencies</b>        | (406.125, 450.250, 460.0125, 469.75, and 511.9875) MHz                    |
| <b>Type of Emission</b>        | 11K0F3E , 16K0F3E, 20K0F1E, 7K60F1D<br>7K60F1E, 7K60F1W, 7K60FXD, 7K60FXE |
| <b>Modulation</b>              | FM  |
| <b>DUT Power Source</b>        | <input type="checkbox"/> 110–120Vac/50– 60Hz                              |
|                                | <input type="checkbox"/> DC Power 12V                                     |
|                                | <input checked="" type="checkbox"/> Battery Operated Exclusively          |
| <b>Test Item</b>               | <input type="checkbox"/> Prototype  |
|                                | <input checked="" type="checkbox"/> Pre-Production                        |
|                                | <input type="checkbox"/> Production                                       |
| <b>Type of Equipment</b>       | <input type="checkbox"/> Fixed  |
|                                | <input type="checkbox"/> Mobile   |
|                                | <input checked="" type="checkbox"/> Portable                              |
| <b>Test Conditions</b>         | The temperature was 26°C with a relative humidity of 50%.                 |
| <b>Modification to the DUT</b> | None  |
| <b>Test Exercise</b>           | The DUT was placed in continuous transmit mode.                           |
| <b>Applicable Standards</b>    | ANSI/TIA 603-C:2004, FCC CFR 47 Part 90, IC RSS-119, RSS-GEN              |
| <b>Test Facility</b>           | Timco Engineering Inc. at 849 NW State Road 45<br>Newberry, FL 32669 USA. |

Applicant: MOTOROLA SOLUTIONS, INC.

FCC ID: ABZ99FT4086

IC CERT #: 109AB -99FT4086

Report: M\MOTOROLA\_SCHAUMBURG LARRY LARSEN\1686CT11\1686CT11TestReport.doc

## TEST PROCEDURES

**Power Line Conducted Interference:** The procedure used was ANSI/TIA 603-C: 2004 using a 50uH LISN. Both lines were observed with the DUT transmitting. The bandwidth of the spectrum analyzer was 10 kHz with an appropriate sweep speed.

**Bandwidth 20 dB:** The measurements were made with the spectrum analyzer's resolution bandwidth (RBW) = 1 MHz and the video bandwidth (VBW) = 3 MHz and the span set as shown on plot.

**Power Output:** The RF power output was measured at the antenna feed point using a peak power meter.

**Antenna Conducted Emissions:** The RBW = 100 kHz, VBW = 300 kHz and the span set to 10 MHz and the spectrum was scanned from 30 MHz to the 10<sup>th</sup> harmonic of the fundamental. Above 1 GHz the resolution bandwidth was 1 MHz and the VBW = 3 MHz and the span to 50 MHz.

**Radiation Interference:** The test procedure used was ANSI/TIA 603-C:2004 using an Agilent spectrum receiver with pre-selector. The bandwidth (RBW) of the spectrum receiver was 100 kHz up to 1 GHz and 1 MHz above 1 GHz with an appropriate sweep speed. The VBW above 1 GHz was 3 MHz. The analyzer was calibrated in dB above a micro volt at the output of the antenna.

Applicant: MOTOROLA SOLUTIONS, INC.

FCC ID: ABZ99FT4086

IC CERT #: 109AB -99FT4086

Report: M\MOTOROLA\_SCHAUMBURG LARRY LARSEN\1686CT11\1686CT11TestReport.doc

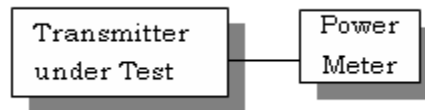
## RF POWER OUTPUT

**Rule Part No.:** FCC Part 2.1046(a), IC RSS-119 4.1 and 5.4, RSS-GEN 4.8

### Test Requirements:

**Method of Measurement:** RF power is measured by connecting a 50-ohm, resistive wattmeter to the RF output connector. With a nominal battery voltage, and the transmitter properly adjusted the RF output measures:

### Test Setup Diagram:



### Test Data:

OUTPUT POWER:

| Tuned<br>Freq (MHz) | Power (W) |     |
|---------------------|-----------|-----|
|                     | Hi        | Low |
| 406.13              | 4.2       | 1.0 |
| 460.01              | 4.3       | 1.2 |
| 511.99              | 4.3       | 1.1 |
| 450.03              | 4.3       | 1.2 |
| 469.75              | 4.1       | 1.1 |

## Part 2.1033 (C)(8) DC Input into the final amplifier

FOR LOW POWER SETTING INPUT POWER:  $(7.4V)(1.03A) = 7.62$  Watts

FOR HIGH POWER SETTING INPUT POWER:  $(7.4V)(1.94A) = 14.36$  Watts

Applicant: MOTOROLA SOLUTIONS, INC.

FCC ID: ABZ99FT4086

IC CERT #: 109AB -99FT4086

Report: M\MOTOROLA\_SCHAUMBURG LARRY LARSEN\1686CT11\1686CT11TestReport.doc

## **MODULATION CHARACTERISTICS**

**Part 2.1033(c)**

**Part 2.1033(c) (4)**

**FCC Part 90.209, IC RSS-119 5.5**

**FCC Part 90.207**

Type of Emission: 11K0F3E

$$B_n = 2M + 2DK$$

$$M = 3000$$

$$D = 2500$$

$$K=1$$

$$B_n = 2(3000)+2(2500) = 11.0k$$

Type of Emission: 16K0F3E, 20K0F1E

$$B_n = 2M + 2DK$$

$$M = 3000$$

$$D = 5000$$

$$K=1$$

$$B_n = 2(3000)+2(5000) = 16.0k$$

The transceiver is also capable of transmitting APCO 25 (P25) Phase 1 C4FM with the following emission designators: 7K60F1D, 7K60F1E, 7K60FXD, 7K60FXE, and 7K60F1W

Applicant: MOTOROLA SOLUTIONS, INC.

FCC ID: ABZ99FT4086

IC CERT #: 109AB -99FT4086

Report: M\MOTOROLA\_SCHAUMBURG LARRY LARSEN\1686CT11\1686CT11TestReport.doc

## AUDIO FREQUENCY RESPONSE

**Rule Part No.:** FCC Part 2.1047(a)(b), IC RSS-119 5.2

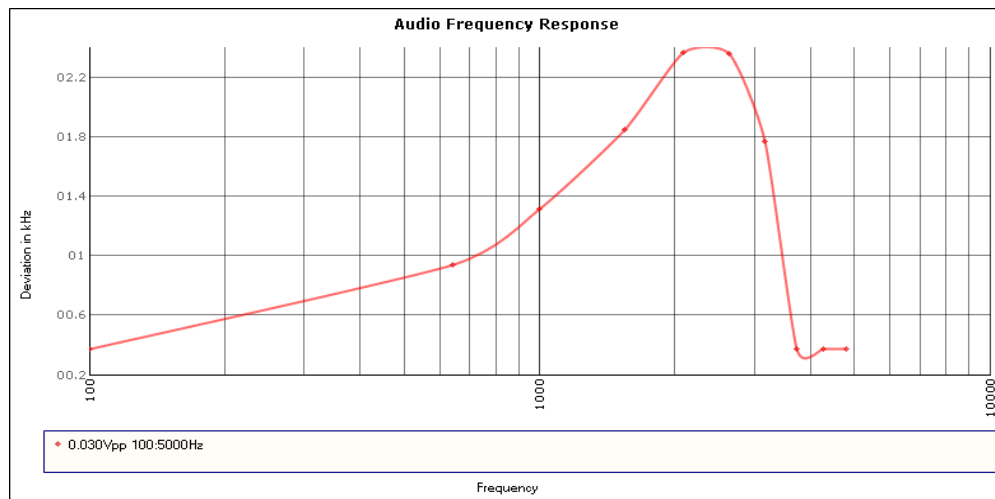
### Test Requirements:

### Method of Measurement:

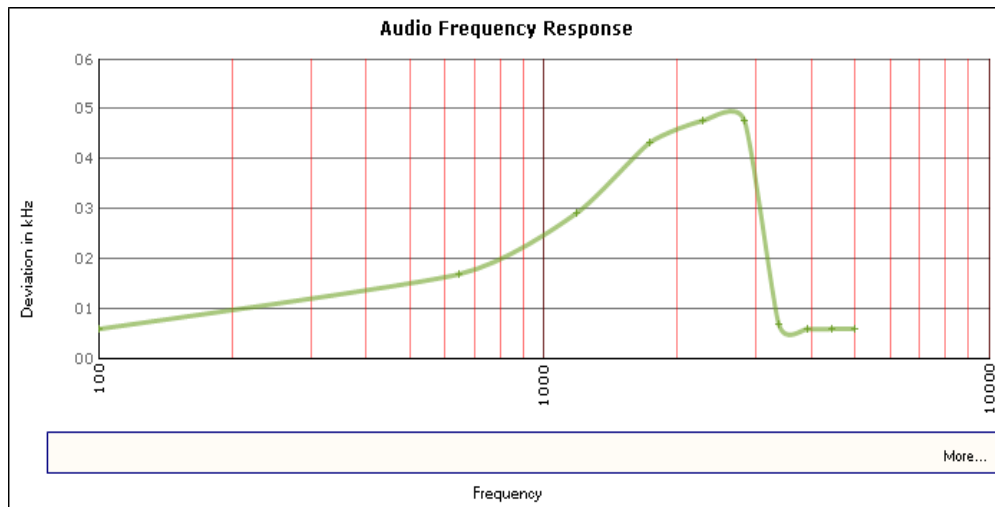
The audio frequency response was measured in accordance with ANSI/TIA 603-C: 2004. A curve or equivalent data showing the frequency response of the audio modulating circuit over a range of 100 – 5000 Hz shall be submitted. The audio frequency response curve is shown below.

### AUDIO FREQUENCY RESPONSE PLOT

Narrow:



Wide:



Applicant: MOTOROLA SOLUTIONS, INC.

FCC ID: ABZ99FT4086

IC CERT #: 109AB -99FT4086

Report: M\MOTOROLA\_SCHAUMBURG LARRY LARSEN\1686CT11\1686CT11TestReport.doc



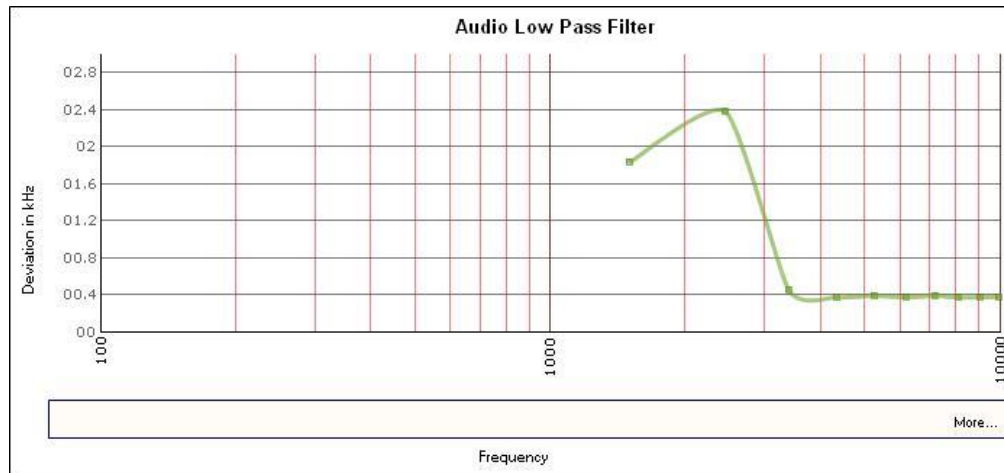
## AUDIO LOW PASS FILTER

### VOICE MODULATED COMMUNICATION EQUIPMENT

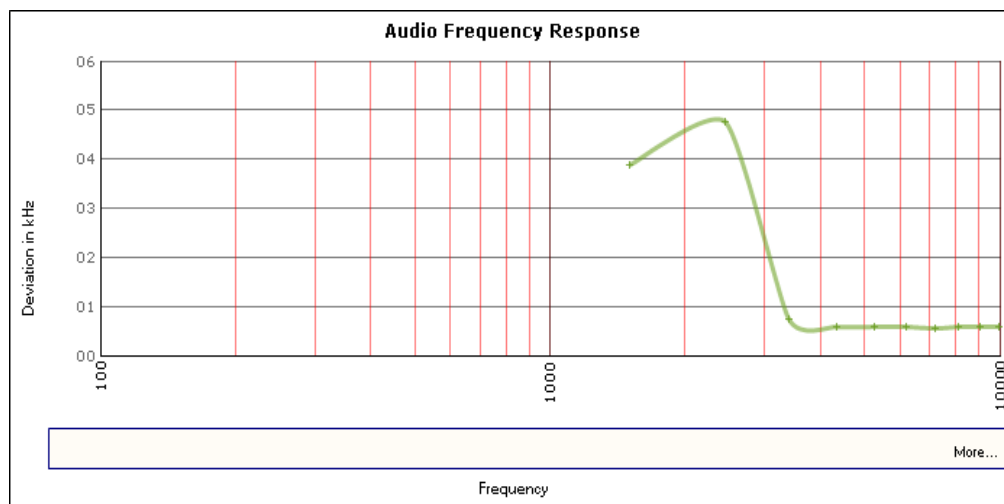
**Part 2.1047(a) Voice modulated communication equipment:** For equipment required to have an audio low-pass filter, a curve showing the frequency response of the filter, or of all the circuitry installed between the modulation limiter and the modulated stage shall be submitted.

#### AUDIO LOW PASS FILTER

Narrow:



Wide:



Applicant: MOTOROLA SOLUTIONS, INC.

FCC ID: ABZ99FT4086

IC CERT #: 109AB -99FT4086

Report: M\MOTOROLA\_SCHAUMBURG LARRY LARSEN\1686CT11\1686CT11TestReport.doc

## AUDIO INPUT VERSUS MODULATION

**Rule Part No.:** FCC Part 2.1047(b) & 90, IC RSS-119 5.2

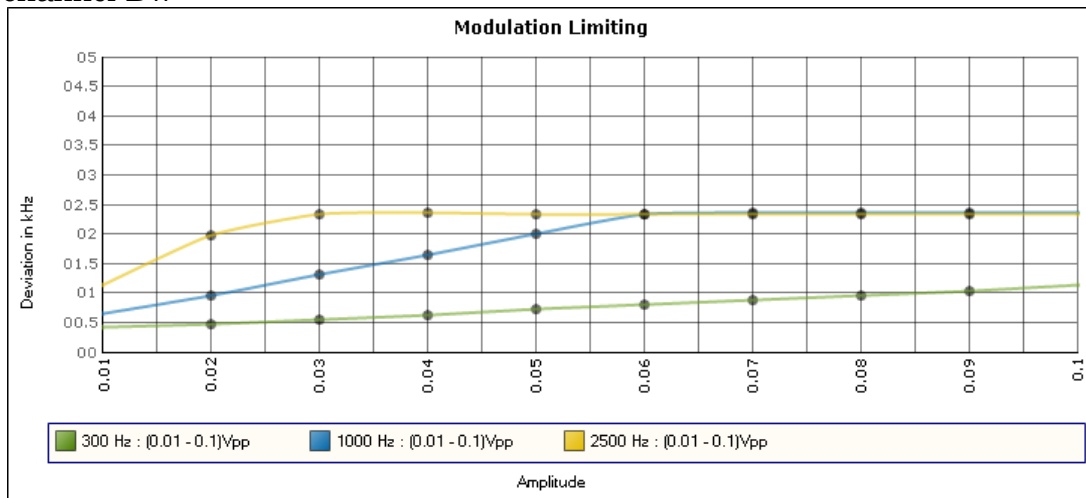
### Test Requirements:

**Method of Measurement:** **Modulation cannot exceed 100%**, The audio input level needed for a particular percentage of modulation was measured in accordance with ANSI/TIA 603-C: 2004. The audio input curves versus modulation are shown below. Curves are provided for audio input frequencies of 300, 1000, and 2500 Hz.

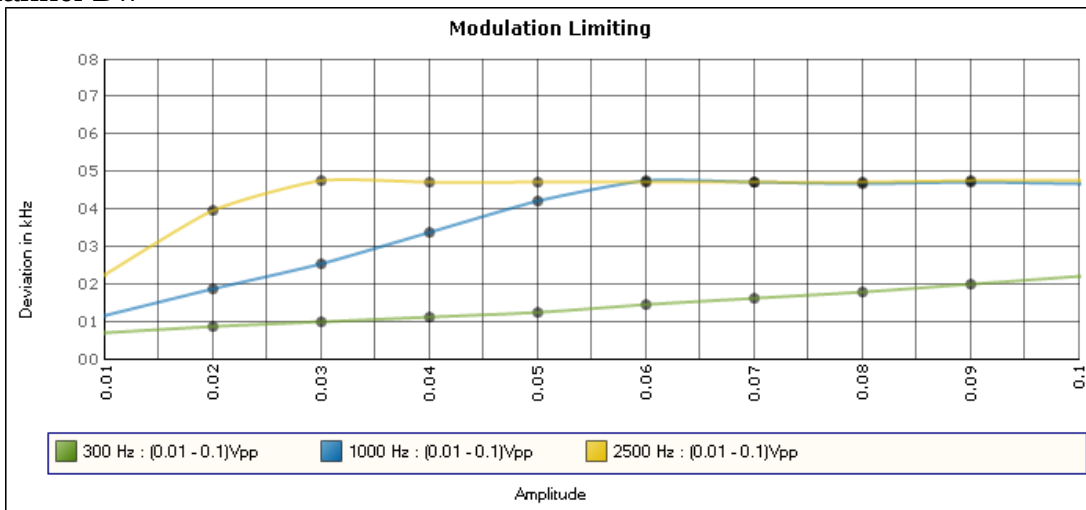
### Test data:

Modulation Limiting Plot

Narrow channel BW



Wide channel BW



Applicant: MOTOROLA SOLUTIONS, INC.

FCC ID: ABZ99FT4086

IC CERT #: 109AB -99FT4086

Report: M\MOTOROLA\_SCHAUMBURG LARRY LARSEN\1686CT11\1686CT11TestReport.doc

## OCCUPIED BANDWIDTH

### **FCC Part 2.1049(c), RSS-GEN 4.6 EMISSION BANDWIDTH FCC Part 90.210(b) RSS-119 4.2 25kHz Channel Spacing**

Data in the plots show that on any frequency removed from the assigned frequency by more than 50%, but not more than 100%: At least 25dB. On any frequency removed from the assigned frequency by more than 100%, but not more than 250%: At least 35 dB. On any frequency removed from the assigned frequency by more than 250%, of the authorized bandwidth: At least  $43 + 10\log(P)$  dB.

### **Part 90.210(c) 12.5kHz Channel Spacing Not Equipped with a Low Pass Filter**

For transmitters that are not equipped with an audio low pass filter pursuant to S90.211 (b), the power of any emission must be attenuated below the un-modulated carrier output power as follows; (1) On any frequency removed from the center of the authorized bandwidth by a displacement frequency ( $f_d$  in kHz) of more than 5 kHz but not more than 10 kHz: At least  $83 \log(f_d/5)$  dB; (2) ON any frequency removed from the center of the authorized bandwidth by a displacement frequency ( $f_d$  in kHz) of more than 10 kHz, but not more than 250% of the authorized bandwidth: At least  $29 \log(f_d/11)$  dB or 50 dB, whichever is the lesser attenuation; (3) On any frequency removed from the center of the authorized bandwidth by more than 250% of the authorized bandwidth: At least  $43 + 10 \log(P_o)$  dB.

### **Part 90.210(d) Emission Mask D - 12.5 kHz channel BW equipment.**

For transmitters designed to operate with a 12.5 kHz channel bandwidth, any emission must be attenuated below the power (P) of the highest emission contained within the authorized bandwidth as follows:

- (1) On any frequency from the center of the authorized bandwidth  $f_0$  to 5.625 kHz removed from  $f_0$ : Zero dB.
- (2) On any frequency from the center of the authorized bandwidth by a displacement frequency ( $f_d$  in kHz) of more than 5.625 kHz but no more than 12.5 kHz: At least  $7.27(f_d - 2.88 \text{ kHz})$  dB.
- (3) On any frequency removed from the center of the authorized bandwidth by a displacement frequency ( $f_d$  in kHz) of more than 12.5 kHz: At least  $50 + 10\log(P)$  dB or 70 dB, whichever is the lesser attenuation.

### **Part 90.210(e) Emission Mask E – 6.25 kHz channel BW equipment.**

For transmitters designed to operate with a 6.25 kHz bandwidth, any emission must be attenuated below the power (P) of the highest emission contained within the authorized bandwidth as follows:

- (1) On any frequency from the center of the authorized bandwidth  $f_0$  to 3.0 kHz removed from  $f_0$ : Zero dB.
- (2) On any frequency from the center of the authorized bandwidth by a displacement frequency ( $f_d$  in kHz) of more than 3.0 kHz but no more than 4.6 kHz: At least  $30 + 16.67(f_d - 3.0 \text{ kHz})$  or  $55 + 10 \log(P)$  or 65, whichever is the lesser attenuation.
- (3) On any frequency removed from the center of the authorized bandwidth by more than 4.6 kHz: At least  $55 + 10\log(P)$  dB or 65 dB, whichever is the lesser attenuation.

Applicant: MOTOROLA SOLUTIONS, INC.

FCC ID: ABZ99FT4086

IC CERT #: 109AB -99FT4086

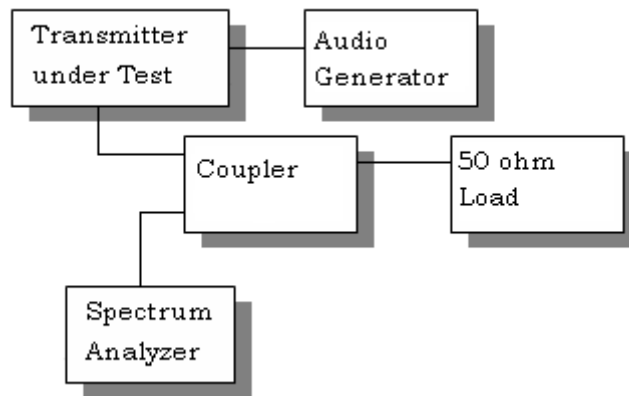
Report: M\MOTOROLA\_SCHAUMBURG LARRY LARSEN\1686CT11\1686CT11TestReport.doc

## OCCUPIED BANDWIDTH MEASUREMENT

**Test procedure:** ANSI/TIA-603-C:2004 para 2.2.11.

### Test Setup Diagram:

#### OCCUPIED BANDWIDTH MEASUREMENT



**Test Data:** See the plots below

Applicant: MOTOROLA SOLUTIONS, INC.

FCC ID: ABZ99FT4086

IC CERT #: 109AB -99FT4086

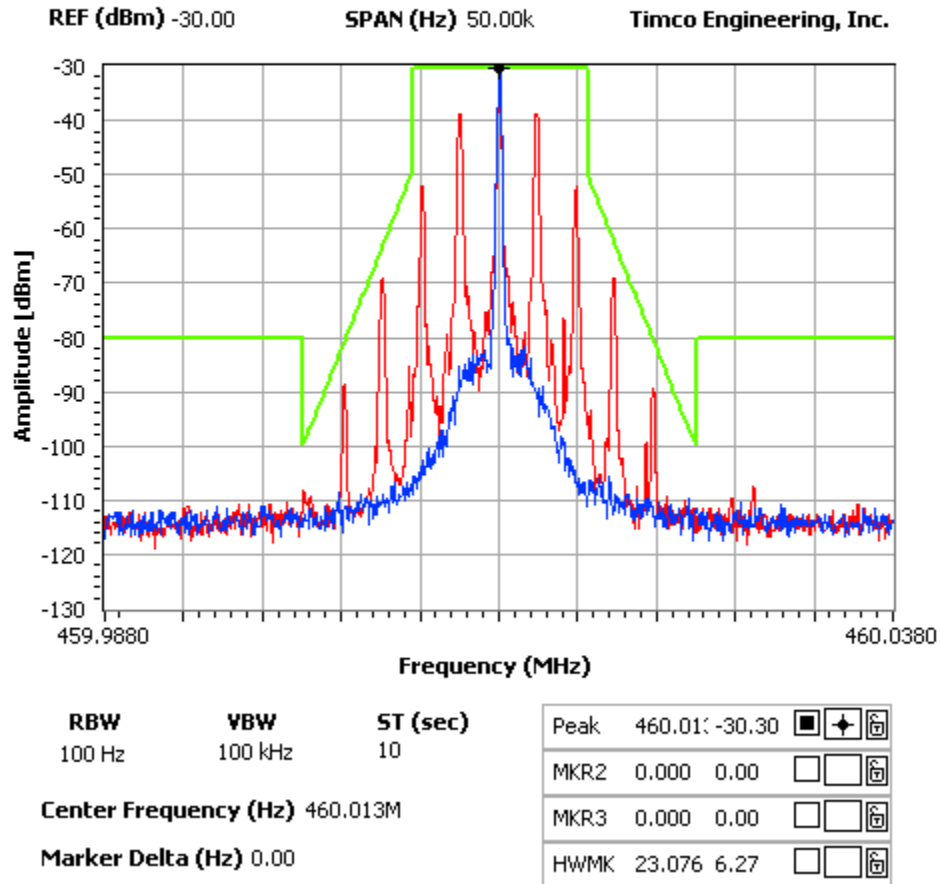
Report: M\MOTOROLA\_SCHAUMBURG LARRY LARSEN\1686CT11\1686CT11TestReport.doc

## Analog 12.5 kHz channel spacing (11K0F3E)

### NOTES:

MOTOROLA SOLUTIONS, INC. - UHF1 PORTABLE RADIO  
OCCUPIED BANDWIDTH PLOT

### FCC 90.210 Mask D



Applicant: MOTOROLA SOLUTIONS, INC.

FCC ID: ABZ99FT4086

IC CERT #: 109AB -99FT4086

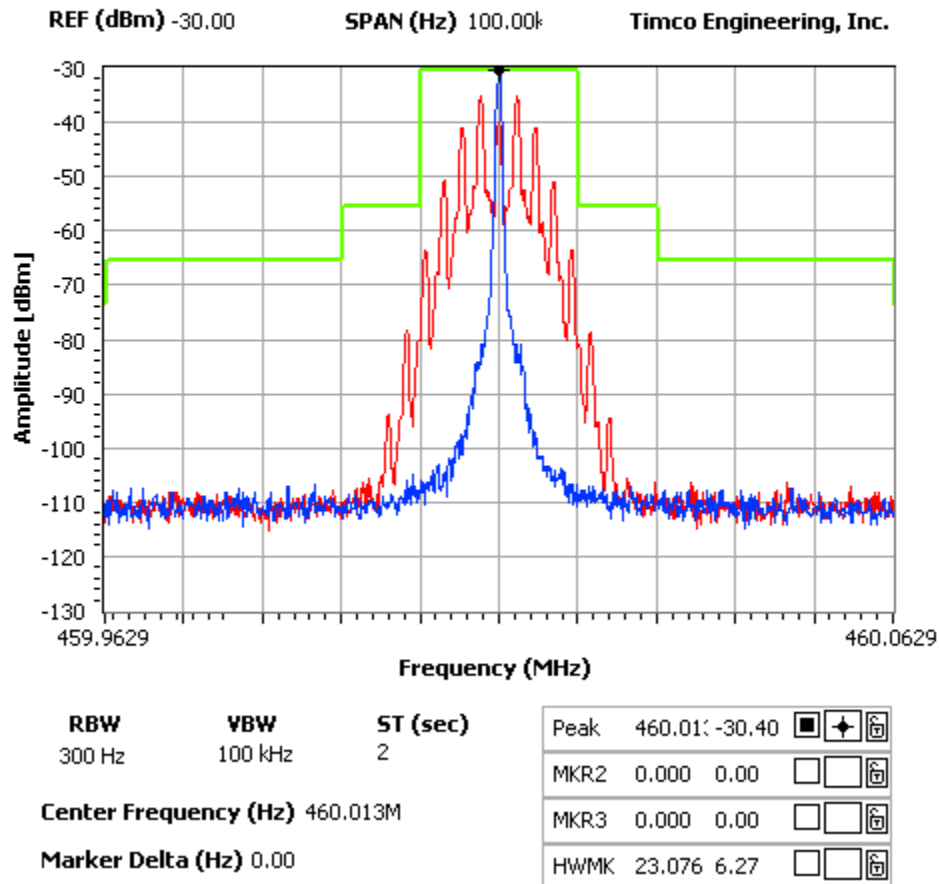
Report: M\MOTOROLA\_SCHAUMBURG LARRY LARSEN\1686CT11\1686CT11TestReport.doc

## Analog 25 kHz channel spacing (16K0F3E)

### NOTES:

MOTOROLA SOLUTIONS, INC. - UHF1 PORTABLE RADIO  
OCCUPIED BANDWIDTH PLOT

### FCC 90.210 Mask B



Applicant: MOTOROLA SOLUTIONS, INC.

FCC ID: ABZ99FT4086

IC CERT #: 109AB-99FT4086

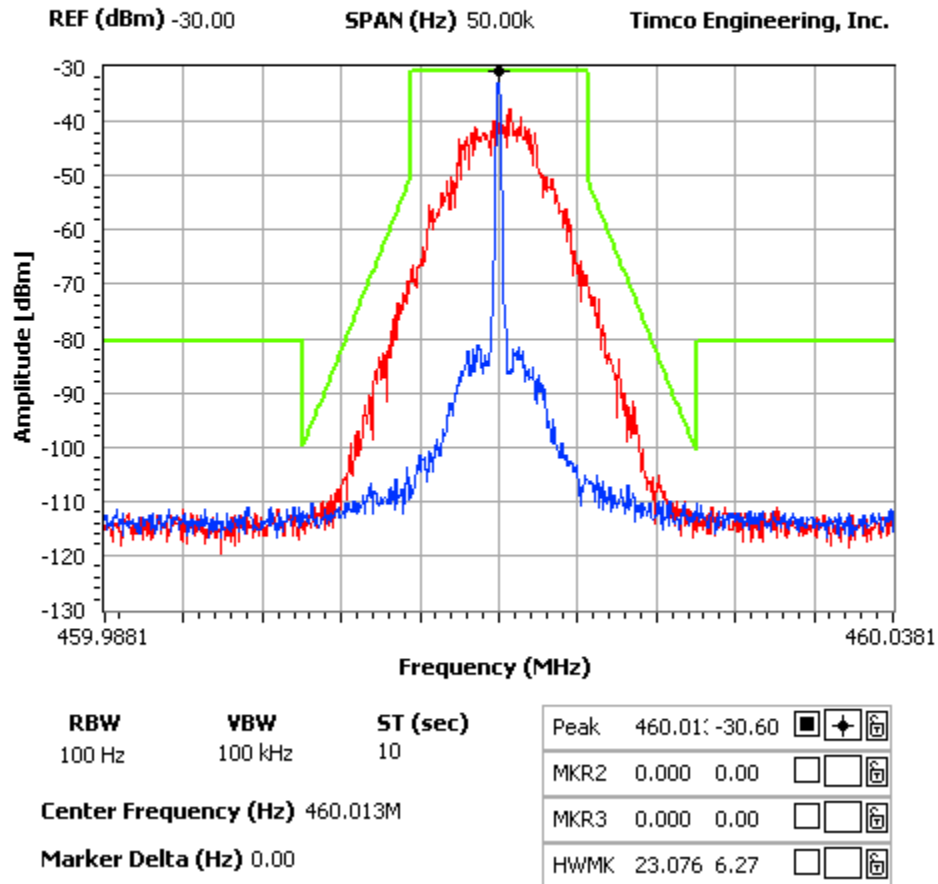
Report: M\MOTOROLA\_SCHAUMBURG LARRY LARSEN\1686CT11\1686CT11TestReport.doc

## Digital 12.5 kHz channel spacing

### NOTES:

MOTOROLA SOLUTIONS, INC. - UHF1 PORTABLE RADIO  
OCCUPIED BANDWIDTH PLOT

### FCC 90.210 Mask D



Applicant: MOTOROLA SOLUTIONS, INC.

FCC ID: ABZ99FT4086

IC CERT #: 109AB -99FT4086

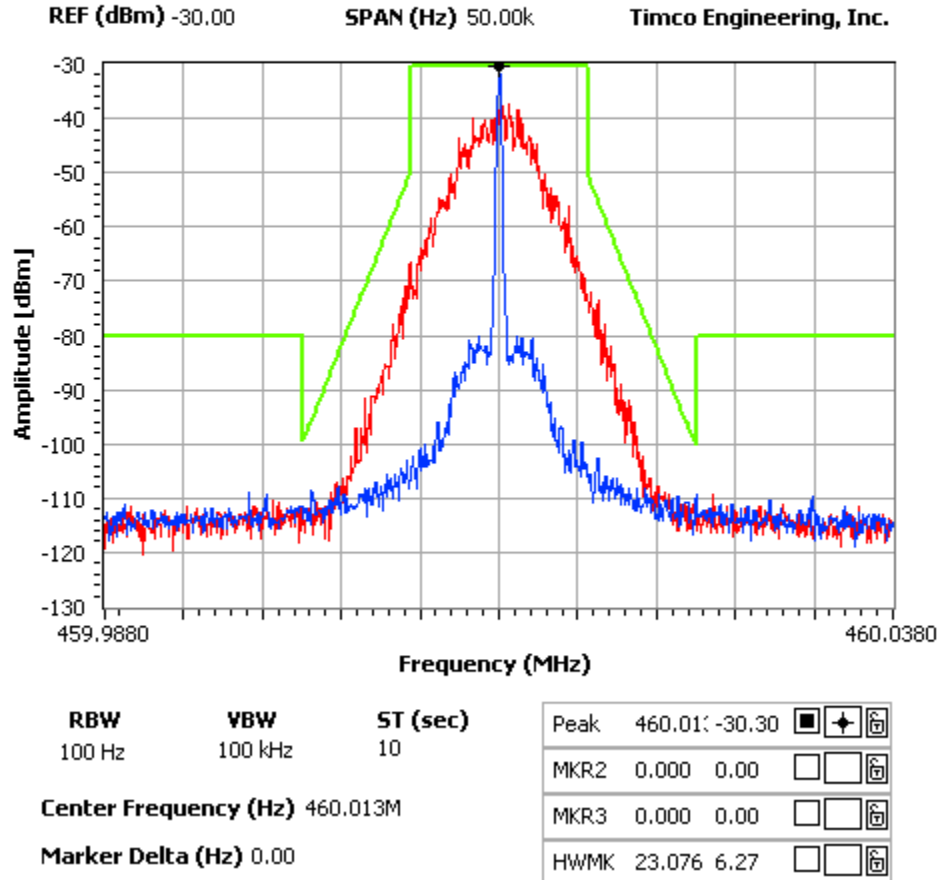
Report: M\MOTOROLA\_SCHAUMBURG LARRY LARSEN\1686CT11\1686CT11TestReport.doc

## Digital 12.5 kHz channel spacing (O.153 Test Pattern)

### NOTES:

MOTOROLA SOLUTIONS, INC. - UHF1 PORTABLE RADIO  
OCCUPIED BANDWIDTH PLOT -

### FCC 90.210 Mask D



Applicant: MOTOROLA SOLUTIONS, INC.

FCC ID: ABZ99FT4086

IC CERT #: 109AB-99FT4086

Report: M\MOTOROLA\_SCHAUMBURG LARRY LARSEN\1686CT11\1686CT11TestReport.doc



## SPURIOUS EMISSIONS AT ANTENNA TERMINALS (CONDUCTED)

**Rule Part No.:** FCC Part 2.1051(a), RSS-GEN 7.1.4

**Requirements:** 12.5 kHz Channel Spacing = 57 dBc (for 5 Watts)  
12.5 kHz Channel Spacing = 50 dBc (for 1 Watts)

**Method of Measurement:** The carrier was modulated 100% using a 2500 Hz tone. The spectrum was scanned from 0.4 to at least the 10th harmonic of the fundamental. The measurements were made in accordance with standard ANSI/TIA 603-C:2004.

FCC Limit for:

25 kHz Channel Spacing = 50  
12.5 kHz Spacing = 57  
6.25 kHz Channel Spacing = N/A

### Test Data:

| TF<br>HIGH POWER | EF      | dB below<br>carrier |  | TF<br>LOW POWER | EF      | dB below<br>carrier |
|------------------|---------|---------------------|--|-----------------|---------|---------------------|
| 406.125          | 812.25  | 78.3                |  | 406.125         | 812.25  | 75.9                |
|                  | 1218.38 | 77.9                |  |                 | 1218.38 | 85.5                |
|                  | 1624.50 | 103.7               |  |                 | 1624.50 | 97.6                |
|                  | 2030.63 | 102.4               |  |                 | 2030.63 | 97.6                |
|                  | 2436.75 | 98.2                |  |                 | 2436.75 | 97.8                |
|                  | 2842.88 | 94.4                |  |                 | 2842.88 | 97.7                |
|                  | 3249.00 | 99.6                |  |                 | 3249.00 | 97                  |
|                  | 3655.13 | 101.4               |  |                 | 3655.13 | 99                  |
|                  | 4061.25 | 103.4               |  |                 | 4061.25 | 98.7                |
|                  |         |                     |  |                 |         |                     |

| TF<br>HIGH POWER | EF      | dB below<br>carrier |  | TF<br>LOW POWER | EF      | dB below<br>carrier |
|------------------|---------|---------------------|--|-----------------|---------|---------------------|
| 460.0125         | 920.03  | 90.9                |  | 460.0125        | 920.03  | 81.1                |
|                  | 1380.04 | 70.4                |  |                 | 1380.04 | 83.7                |
|                  | 1840.05 | 103.9               |  |                 | 1840.05 | 98.1                |
|                  | 2300.06 | 100                 |  |                 | 2300.06 | 98.7                |
|                  | 2760.08 | 86.6                |  |                 | 2760.08 | 89.6                |
|                  | 3220.09 | 104.3               |  |                 | 3220.09 | 96.7                |
|                  | 3680.10 | 100.8               |  |                 | 3680.10 | 100.6               |
|                  | 4140.11 | 104.5               |  |                 | 4140.11 | 99.3                |
|                  | 4600.13 | 98.2                |  |                 | 4600.13 | 99.2                |
|                  |         |                     |  |                 |         |                     |

Applicant: MOTOROLA SOLUTIONS, INC.

FCC ID: ABZ99FT4086

IC CERT #: 109AB -99FT4086

Report: M\MOTOROLA\_SCHAUMBURG LARRY LARSEN\1686CT11\1686CT11TestReport.doc

| TF<br>HIGH POWER | EF      | dB below<br>carrier |  | TF<br>LOW POWER | EF      | dB below<br>carrier |
|------------------|---------|---------------------|--|-----------------|---------|---------------------|
| 511.9875         | 1023.98 | 90.9                |  | 511.9875        | 1023.98 | 82.4                |
|                  | 1535.96 | 81.9                |  |                 | 1535.96 | 86                  |
|                  | 2047.95 | 102.8               |  |                 | 2047.95 | 97.9                |
|                  | 2559.94 | 90.3                |  |                 | 2559.94 | 91.6                |
|                  | 3071.93 | 92.9                |  |                 | 3071.93 | 97.9                |
|                  | 3583.91 | 97.7                |  |                 | 3583.91 | 98                  |
|                  | 4095.90 | 103.4               |  |                 | 4095.90 | 98.2                |
|                  | 4607.89 | 101.1               |  |                 | 4607.89 | 99.3                |
|                  | 5119.88 | 104.7               |  |                 | 5119.88 | 100                 |
|                  |         |                     |  |                 |         |                     |

| TF<br>HIGH POWER | EF      | dB below<br>carrier |  | TF<br>LOW POWER | EF      | dB below<br>carrier |
|------------------|---------|---------------------|--|-----------------|---------|---------------------|
| 450.25           | 900.50  | 88.5                |  | 450.25          | 900.50  | 81.6                |
|                  | 1350.75 | 73.8                |  |                 | 1350.75 | 84.7                |
|                  | 1801.00 | 104.3               |  |                 | 1801.00 | 98.7                |
|                  | 2251.25 | 101.4               |  |                 | 2251.25 | 98.1                |
|                  | 2701.50 | 85.4                |  |                 | 2701.50 | 92.9                |
|                  | 3151.75 | 102.6               |  |                 | 3151.75 | 99.1                |
|                  | 3602.00 | 97.3                |  |                 | 3602.00 | 99.6                |
|                  | 4052.25 | 103.9               |  |                 | 4052.25 | 98.7                |
|                  | 4502.50 | 101.8               |  |                 | 4502.50 | 99.4                |
|                  |         |                     |  |                 |         |                     |

| TF<br>HIGH POWER | EF      | dB below<br>carrier |  | TF<br>LOW POWER | EF      | dB below<br>carrier |
|------------------|---------|---------------------|--|-----------------|---------|---------------------|
| 469.75           | 939.50  | 93.9                |  | 469.75          | 939.50  | 80.1                |
|                  | 1409.25 | 75.4                |  |                 | 1409.25 | 71.4                |
|                  | 1879.00 | 103                 |  |                 | 1879.00 | 97.9                |
|                  | 2348.75 | 100.3               |  |                 | 2348.75 | 98.5                |
|                  | 2818.50 | 88.1                |  |                 | 2818.50 | 92.4                |
|                  | 3288.25 | 105.8               |  |                 | 3288.25 | 95.2                |
|                  | 3758.00 | 102.3               |  |                 | 3758.00 | 97.6                |
|                  | 4227.75 | 105                 |  |                 | 4227.75 | 99.1                |
|                  | 4697.50 | 98.7                |  |                 | 4697.50 | 99.3                |
|                  |         |                     |  |                 |         |                     |

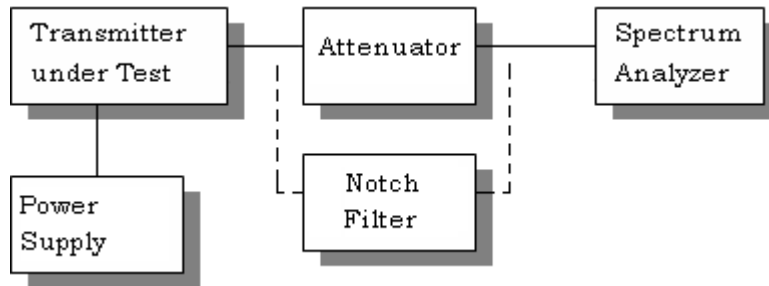
Applicant: MOTOROLA SOLUTIONS, INC.

FCC ID: ABZ99FT4086

IC CERT #: 109AB -99FT4086

Report: M\MOTOROLA\_SCHAUMBURG LARRY LARSEN\1686CT11\1686CT11TestReport.doc

### Method of Measuring Conducted Spurious Emissions



**METHOD OF MEASUREMENT:** The procedure used was ANSI/TIA 603-C:2004. The measurements were made at TIMCO ENGINEERING INC. 849 N.W. State Road 45, Newberry, Florida 32669.

Applicant: MOTOROLA SOLUTIONS, INC.

FCC ID: ABZ99FT4086

IC CERT #: 109AB -99FT4086

Report: M\MOTOROLA\_SCHAUMBURG LARRY LARSEN\1686CT11\1686CT11TestReport.doc

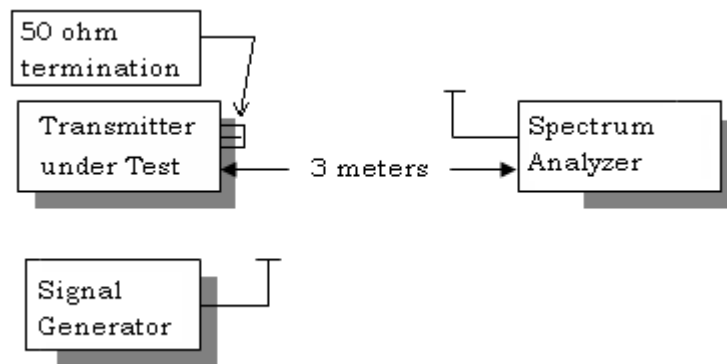
## FIELD STRENGTH OF SPURIOUS EMISSIONS

**Rule Parts. No.:** FCC Part 2.1053, RSS-GEN 4.9

**Requirements:** The FCC limits for radiated emissions are the same as previously stated for the conducted emissions.

**METHOD OF MEASUREMENT:** The tabulated data shows the results of the radiated field strength emissions test. The spectrum was scanned from 30 MHz to at least the tenth harmonic of the fundamental. This test was conducted per ANSI/TIA 603-C:2004 using the substitution method. Measurements were made at the test site of TIMCO ENGINEERING, INC. located at 849 NW State Road 45, Newberry, FL 32669.

### Test Setup Diagram:



### Test Data:

#### High Power

| Emission Frequency MHz | Ant. Polarity | dB Below Carrier (dBc) |
|------------------------|---------------|------------------------|
| 406.13                 | 0             | 0                      |
| 812.25                 | V             | 103.7                  |
| 1218.38                | H             | 108.3                  |
| 1624.50                | V             | 105.3                  |
| 2030.63                | V             | 107.2                  |
| 2436.75                | V             | 105.5                  |
| 2842.88                | V             | 104.6                  |
| 3249.00                | V             | 105.3                  |
| 3655.13                | V             | 107.5                  |
| 4061.25                | H             | 103.4                  |

#### Low Power

| Emission Frequency MHz | Ant. Polarity | dB Below Carrier (dBc) |
|------------------------|---------------|------------------------|
| 406.13                 | 0             | 0                      |
| 812.25                 | V             | 110.7                  |
| 1218.38                | V             | 110.2                  |
| 1624.50                | V             | 104.2                  |
| 2030.63                | V             | 107.9                  |
| 2436.75                | H             | 109.2                  |
| 2842.88                | V             | 110.4                  |
| 3249.00                | V             | 106.1                  |
| 3655.13                | H             | 107.9                  |
| 4061.25                | V             | 105.7                  |

Applicant: MOTOROLA SOLUTIONS, INC.

FCC ID: ABZ99FT4086

IC CERT #: 109AB -99FT4086

Report: M\MOTOROLA\_SCHAUMBURG LARRY LARSEN\1686CT11\1686CT11TestReport.doc

**Test Data:**

**High Power**

| Emission Frequency MHz | Ant. Polarity | dB Below Carrier (dBc) |
|------------------------|---------------|------------------------|
| 460.01                 | 0             | 0                      |
| 920.03                 | V             | 113.0                  |
| 1380.04                | V             | 113.1                  |
| 1840.05                | V             | 111.7                  |
| 2300.06                | V             | 109.0                  |
| 2760.08                | V             | 105.9                  |
| 3220.09                | V             | 105.8                  |
| 3680.10                | H             | 106.3                  |
| 4140.11                | H             | 104.9                  |
| 4600.13                | H             | 103.4                  |

**Low Power**

| Emission Frequency MHz | Ant. Polarity | dB Below Carrier (dBc) |
|------------------------|---------------|------------------------|
| 460.01                 | 0             | 0                      |
| 920.03                 | V             | 105.5                  |
| 1380.04                | H             | 105.7                  |
| 1840.05                | V             | 110.2                  |
| 2300.06                | V             | 110.2                  |
| 2760.08                | V             | 108.5                  |
| 3220.09                | H             | 107.1                  |
| 3680.10                | V             | 105.7                  |
| 4140.11                | H             | 105.7                  |
| 4600.13                | H             | 103.4                  |

**HIGH POWER**

| Emission Frequency MHz | Ant. Polarity | dB Below Carrier (dBc) |
|------------------------|---------------|------------------------|
| 511.99                 | 0             | 0                      |
| 1023.98                | V             | 113.2                  |
| 1535.96                | H             | 112.9                  |
| 2047.95                | V             | 104.3                  |
| 2559.94                | H             | 103.7                  |
| 3071.93                | H             | 104.5                  |
| 3583.91                | V             | 103.9                  |
| 4095.90                | H             | 104.6                  |
| 4607.89                | H             | 103.6                  |
| 5119.88                | H             | 102.3                  |

**LOW POWER**

| Emission Frequency MHz | Ant. Polarity | dB Below Carrier (dBc) |
|------------------------|---------------|------------------------|
| 511.99                 | 0             | 0                      |
| 1023.98                | V             | 111.0                  |
| 1535.96                | V             | 110.7                  |
| 2047.95                | H             | 106.9                  |
| 2559.94                | H             | 108.1                  |
| 3071.93                | H             | 108.2                  |
| 3583.91                | V             | 105.2                  |
| 4095.90                | H             | 105.4                  |
| 4607.89                | H             | 103.2                  |
| 5119.88                | V             | 100.9                  |

Applicant: MOTOROLA SOLUTIONS, INC.

FCC ID: ABZ99FT4086

IC CERT #: 109AB -99FT4086

Report: M\MOTOROLA\_SCHAUMBURG LARRY LARSEN\1686CT11\1686CT11TestReport.doc

**Test Data:**

**HIGH POWER**

| Emission Frequency MHz | Ant. Polarity | dB Below Carrier (dBc) |
|------------------------|---------------|------------------------|
| 450.25                 | 0             | 0                      |
| 900.50                 | V             | 112.7                  |
| 1350.75                | V             | 107.6                  |
| 1801.00                | V             | 106.6                  |
| 2251.25                | V             | 105.0                  |
| 2701.50                | V             | 104.2                  |
| 3151.75                | H             | 106.2                  |
| 3602.00                | V             | 104.0                  |
| 4052.25                | H             | 105.9                  |
| 4502.50                | H             | 104.4                  |

**LOW POWER**

| Emission Frequency MHz | Ant. Polarity | dB Below Carrier (dBc) |
|------------------------|---------------|------------------------|
| 450.25                 | 0             | 0                      |
| 900.50                 | V             | 109.7                  |
| 1350.75                | V             | 108.9                  |
| 1801.00                | V             | 106.3                  |
| 2251.25                | V             | 104.8                  |
| 2701.50                | V             | 105.6                  |
| 3151.75                | H             | 107.5                  |
| 3602.00                | V             | 104.1                  |
| 4052.25                | H             | 105.7                  |
| 4502.50                | H             | 104.1                  |

**HIGH POWER**

| Emission Frequency MHz | Ant. Polarity | dB Below Carrier (dBc) |
|------------------------|---------------|------------------------|
| 469.75                 | 0             | 0                      |
| 939.50                 | V             | 114.9                  |
| 1409.25                | V             | 111.9                  |
| 1879.00                | H             | 108.7                  |
| 2348.75                | V             | 107.5                  |
| 2818.50                | H             | 105.9                  |
| 3288.25                | V             | 105.5                  |
| 3758.00                | V             | 104.2                  |
| 4227.75                | H             | 105.2                  |
| 4697.50                | V             | 104.1                  |

**LOW POWER**

| Emission Frequency MHz | Ant. Polarity | dB Below Carrier (dBc) |
|------------------------|---------------|------------------------|
| 469.75                 | 0             | 0                      |
| 939.50                 | V             | 109.0                  |
| 1409.25                | V             | 113.3                  |
| 1879.00                | H             | 109.2                  |
| 2348.75                | V             | 110.1                  |
| 2818.50                | V             | 108.9                  |
| 3288.25                | V             | 105.4                  |
| 3758.00                | V             | 103.8                  |
| 4227.75                | H             | 105.1                  |
| 4697.50                | V             | 104.2                  |

Applicant: MOTOROLA SOLUTIONS, INC.

FCC ID: ABZ99FT4086

IC CERT #: 109AB -99FT4086

Report: M\MOTOROLA\_SCHAUMBURG LARRY LARSEN\1686CT11\1686CT11TestReport.doc

## RECEIVER RADIATED SPURIOUS EMISSIONS

Receiver data as shown below is not part of the FCC certification process. Per FCC Rules Part 15.101(b), the receiver is subject to verification.

The data shown below is part of the IC Certification process only.

**Rule Parts. No.:** RSS-GEN 4.10, 6

### Requirements:

| Frequency MHz | Limits                          |
|---------------|---------------------------------|
| 30 – 88       | 40.0 dBμV/m measured @ 3 meters |
| 88 – 216      | 43.5 dBμV/m measured @ 3 meters |
| 216 – 960     | 46.0 dBμV/m measured @ 3 meters |
| Above 960     | 54.0 dBμV/m measured @ 3 meters |

### TEST DATA:

| Tuned Frequency MHz | Emission Frequency MHz | Meter Reading dBμV | Ant. Polarity | Coax Loss dB | Correction Factor dB/m | Field Strength dBμV/m | Margin dB |
|---------------------|------------------------|--------------------|---------------|--------------|------------------------|-----------------------|-----------|
| 406.1               | 812.25                 | 3.7                | H             | 1.91         | 22.37                  | 27.98                 | 18.02     |
| 406.1               | 812.25                 | 7.5                | V             | 1.91         | 22.37                  | 31.78                 | 14.22     |
| 450.3               | 900.50                 | 5.1                | H             | 1.95         | 23.80                  | 30.85                 | 15.15     |
| 450.3               | 900.50                 | 5.7                | V             | 1.95         | 23.80                  | 31.45                 | 14.55     |
| 460.0               | 920.03                 | 4.3                | V             | 1.98         | 23.80                  | 30.08                 | 15.92     |
| 460.0               | 920.03                 | 5.1                | H             | 1.98         | 23.80                  | 30.88                 | 15.12     |
| 469.8               | 939.50                 | 5.3                | H             | 2.01         | 24.10                  | 31.41                 | 14.59     |
| 469.8               | 939.50                 | 5.5                | V             | 2.01         | 24.10                  | 31.61                 | 14.39     |
| 512.0               | 1,023.98               | 9.5                | H             | 2.12         | 27.34                  | 38.96                 | 15.04     |
| 512.0               | 1,023.98               | 10.3               | V             | 2.12         | 27.34                  | 39.76                 | 14.24     |

The data represents the noise floor as there were no significant emissions found.

Applicant: MOTOROLA SOLUTIONS, INC.

FCC ID: ABZ99FT4086

IC CERT #: 109AB -99FT4086

Report: M\MOTOROLA\_SCHAUMBURG LARRY LARSEN\1686CT11\1686CT11TestReport.doc

## FREQUENCY STABILITY

**Rule Parts. No.:** FCC Part 2.1055, Part 90.213, RSS-119 5.3, RSS-GEN 7.2.4

**Requirements:** Temperature range requirements: -30 to +50° C.  
Voltage Variation +, -15%  
±1.5 PPM

**Method of Measurements:** ANSI/TIA 603-C:2004

### Test Data:

| Assigned Frequency (Ref. Frequency) (MHz) |                 | 460.012884                |
|---|-----------------|---------------------------|
| Temperature (°C)                          | Frequency (MHz) | Frequency Stability (PPM) |
| -30                                       | 460.012702      | -0.40                     |
| -20                                       | 460.012809      | -0.16                     |
| -10                                       | 460.012676      | -0.45                     |
| 0   | 460.01269       | -0.42                     |
| +10                                       | 460.012801      | -0.18                     |
| +20                                       | 460.012913      | 0.06                      |
| +30                                       | 460.012918      | 0.07                      |
| +40                                       | 460.012894      | 0.02                      |
| +50                                       | 460.012802      | -0.18                     |

| Assigned Frequency (Ref. Frequency) (MHz) |                 |                           |
|---|-----------------|---------------------------|
| % Battery (%)                             | Frequency (MHz) | Frequency Stability (PPM) |
| -15%                                      | 460.012879      | -0.01                     |
|   | 460.012884      | 0.00                      |
| +15%                                      | 460.012894      | 0.02                      |

\* Minimum supply voltage is 6.0V (20% below nominal voltage is 7.4V).  
Transmitter cannot function below this point.

Applicant: MOTOROLA SOLUTIONS, INC.

FCC ID: ABZ99FT4086

IC CERT #: 109AB -99FT4086

Report: M\MOTOROLA\_SCHAUMBURG LARRY LARSEN\1686CT11\1686CT11TestReport.doc



## TRANSIENT FREQUENCY BEHAVIOR

**FCC Part 2.1055(a)(1)**

**FCC Part 90.214, IC RSS-119 5.8**

**REQUIREMENTS:** Transmitters designed to operate in the 150-174 MHz and 421-512 MHz frequency bands must maintain transient frequencies within the maximum transient frequencies within the maximum frequency difference limits during the time intervals indicated:

| Time Intervals | Maximum frequency difference | All Equipment |             |
|----------------|------------------------------|---------------|-------------|
|                |                              | 150-174 MHz   | 421-512 MHz |

### Transient Frequency Behavior for Equipment Designed to Operate on 25 kHz Channels

|         |                |         |         |
|---------|----------------|---------|---------|
| $t_1^4$ | $\pm 25.0$ kHz | 5.0 ms  | 10.0 ms |
| $t_2$   | $\pm 12.5$ kHz | 20.0 ms | 25.0 ms |
| $t_3^4$ | $\pm 25.0$ kHz | 5.0 ms  | 10.0 ms |

### Transient Frequency Behavior for Equipment Designed to Operate on 12.5 kHz Channels

|         |                |         |         |
|---------|----------------|---------|---------|
| $t_1^4$ | $\pm 12.5$ kHz | 5.0 ms  | 10.0 ms |
| $t_2$   | $\pm 6.25$ kHz | 20.0 ms | 25.0 ms |
| $t_3^4$ | $\pm 12.5$ kHz | 5.0 ms  | 10.0 ms |

### Transient Frequency Behavior for Equipment Designed to Operate on 6.25 kHz Channels

|         |                 |         |         |
|---------|-----------------|---------|---------|
| $t_1^4$ | $\pm 6.25$ kHz  | 5.0 ms  | 10.0 ms |
| $t_2$   | $\pm 3.125$ kHz | 20.0 ms | 25.0 ms |
| $t_3^4$ | $\pm 6.25$ kHz  | 5.0 ms  | 10.0 ms |

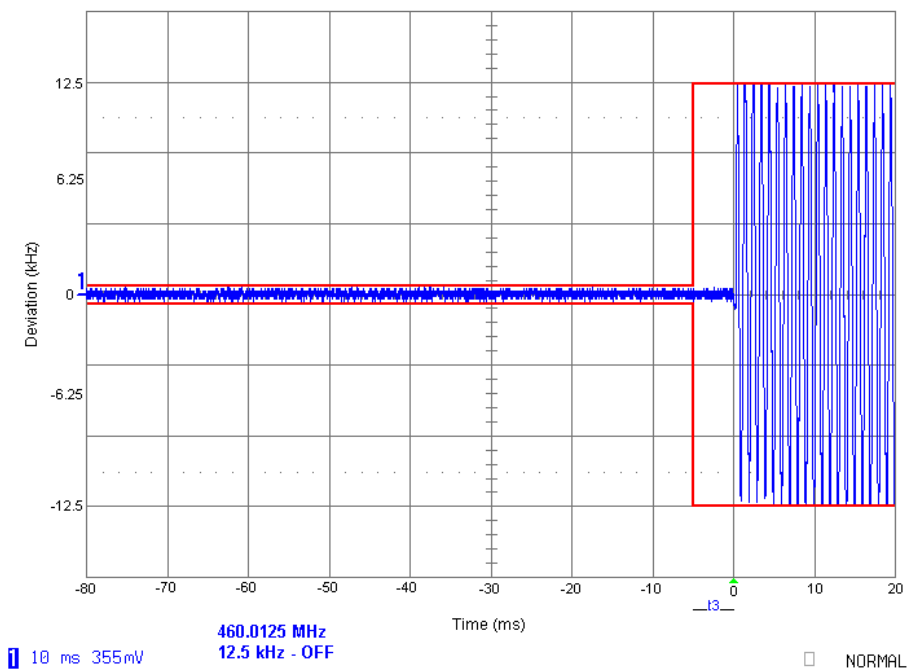
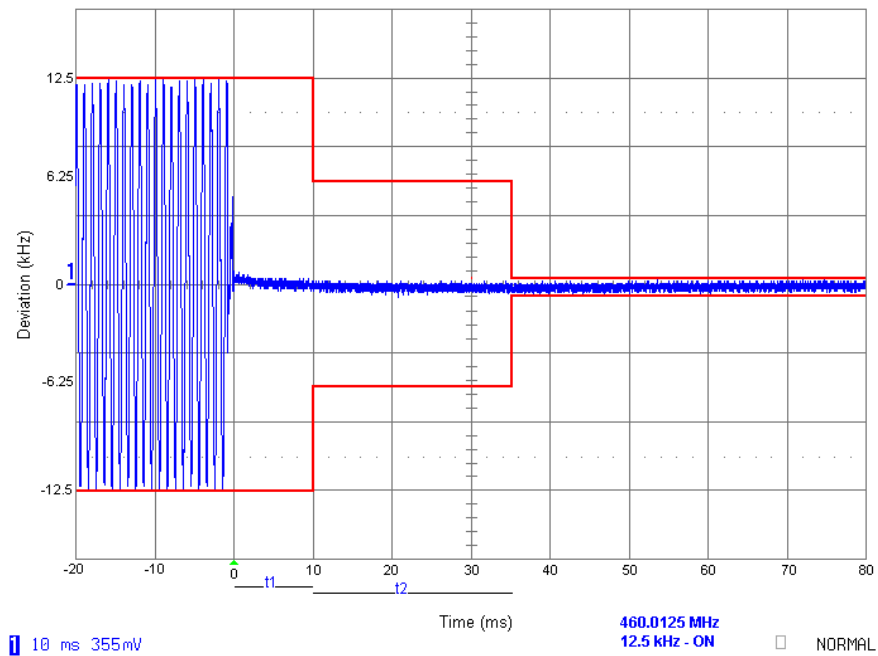
Applicant: MOTOROLA SOLUTIONS, INC.

FCC ID: ABZ99FT4086

IC CERT #: 109AB -99FT4086

Report: M\MOTOROLA\_SCHAUMBURG LARRY LARSEN\1686CT11\1686CT11TestReport.doc

Narrow channel BW:



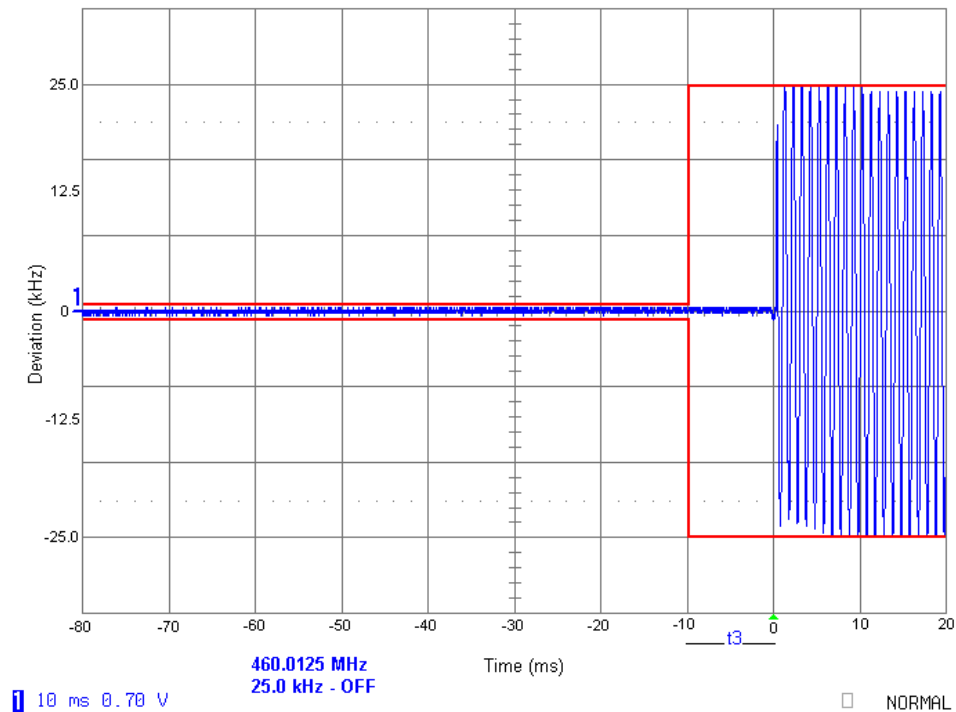
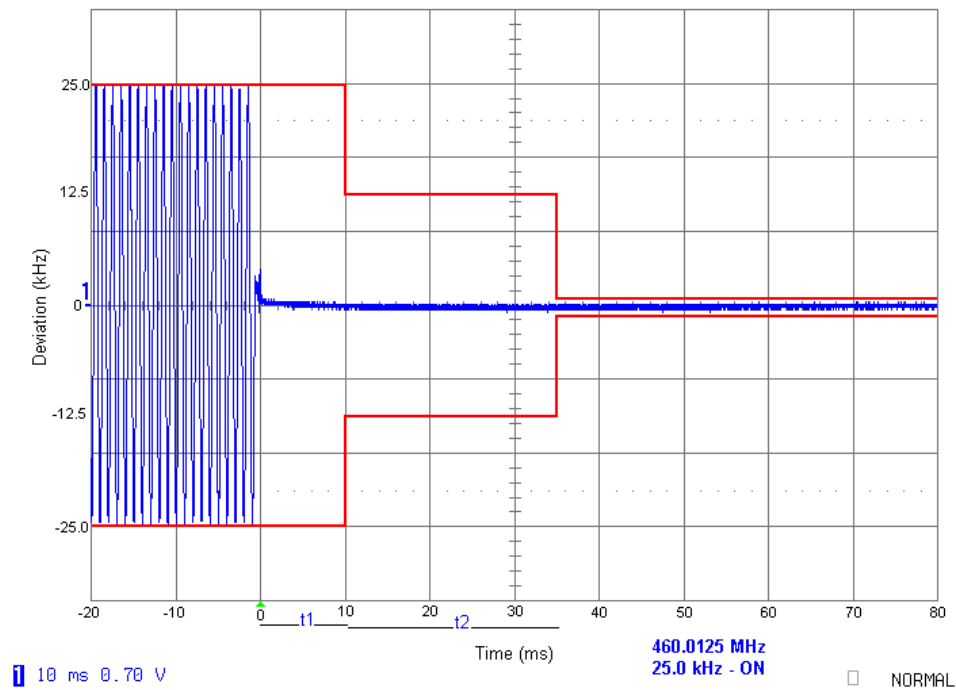
Applicant: MOTOROLA SOLUTIONS, INC.

FCC ID: ABZ99FT4086

IC CERT #: 109AB-99FT4086

Report: M\MOTOROLA\_SCHAUMBURG LARRY LARSEN\1686CT11\1686CT11TestReport.doc

Wide channel BW:



Applicant: MOTOROLA SOLUTIONS, INC.

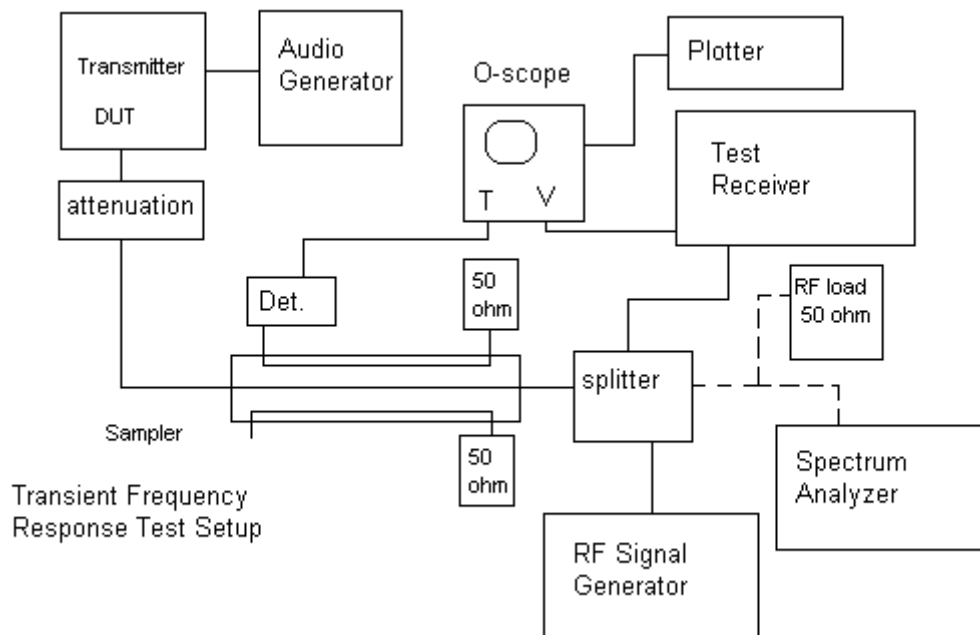
FCC ID: ABZ99FT4086

IC CERT #: 109AB -99FT4086

Report: M\MOTOROLA\_SCHAUMBURG LARRY LARSEN\1686CT11\1686CT11TestReport.doc

**TEST PROCEDURE:** ANSI/TIA 603-C:2004 PARA 2.2.19

1. Using the variable attenuator the transmitter level was set to 40 dB below the test receivers maximum input level, then the transmitter was turned off.
2. With the transmitter off the signal generator was set 20dB below the level of the transmitter in the above step, this level will be maintained with the signal generator through-out the test.
3. Reduce the attenuation between the transmitter and the RF detector by 30 dB. With the levels set as above the transient frequency behavior was observed & recorded.



Applicant: MOTOROLA SOLUTIONS, INC.

FCC ID: ABZ99FT4086

IC CERT #: 109AB -99FT4086

Report: M\MOTOROLA\_SCHAUMBURG LARRY LARSEN\1686CT11\1686CT11TestReport.doc

## EMC EQUIPMENT LIST

| Device                                | Manufacturer       | Model         | Serial Number            | Cal/Char Date     | Due Date  |
|---------------------------------------|--------------------|---------------|--------------------------|-------------------|-----------|
| 3-Meter Semi-Anechoic Chamber         | Panashield         | N/A           | N/A                      | Listed<br>5/10/10 | 5/10/12   |
| AC Voltmeter                          | HP                 | 400FL         | 2213A14499               | CAL<br>6/12/11    | 6/12/13   |
| Antenna:<br>Dipole Kit                | Electro-Metrics    | TDA-30/1-4    | 153                      | CHAR<br>9/10/09   | 9/10/11   |
| Antenna:<br>Passive Loop              | EMC Test Systems   | EMCO<br>6512  | 9706-1211                | CAL.<br>9/1/09    | 9/2/11    |
| Frequency Counter                     | HP                 | 5385A         | 2730A03025               | CAL<br>8/17/11    | 8/17/13   |
| Hygro-Thermometer                     | Extech             | 445703        | 0602                     | CAL<br>6/15/11    | 6/15/13   |
| Modulation Analyzer                   | HP                 | 8901A         | 3435A06868               | CAL<br>7/18/11    | 7/18/13   |
| Digital Multimeter                    | Fluke              | FLUKE-77      | 35053830                 | CAL<br>11/18/09   | 11/18/11  |
| Analyzer Tan Tower Preamplifier       | HP                 | 8449B-H02     | 3008A00372               | CAL<br>11/21/09   | 11/21/11  |
| Analyzer Tan Tower Quasi-Peak Adapter | HP                 | 85650A        | 3303A01690               | CAL<br>11/22/09   | 11/22/11  |
| Analyzer Tan Tower RF Preselector     | HP                 | 85685A        | 3221A01400               | CAL<br>11/21/09   | 11/21/11  |
| Analyzer Tan Tower Spectrum Analyzer  | HP                 | 8566B Opt 462 | 3138A07786<br>3144A20661 | CAL<br>11/24/09   | 11/24/11  |
| Temperature Chamber                   | Tenney Engineering | TTRC          | 11717-7                  | CHAR<br>4/25/10   | 4/25/12   |
| Antenna                               | ETS                | 3117          | 41534                    | 9/22/2010         | 9/22/2012 |
| Antenna                               | Electro metrics    | LPA-25        | 1122                     | 5/04/2011         | 5/04/2013 |
| Antenna                               | Electro metrics    | BIA-25        | 1171                     | 1/15/2010         | 1/15/2012 |

Applicant: MOTOROLA SOLUTIONS, INC.

FCC ID: ABZ99FT4086

IC CERT #: 109AB -99FT4086

Report: M\MOTOROLA\_SCHAUMBURG LARRY LARSEN\1686CT11\1686CT11TestReport.doc