

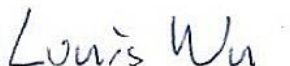


FCC RADIO TEST REPORT

FCC ID : A4RGWSQ2
Equipment : Wireless Device
Model Name : GWSQ2
Applicant : Google LLC
1600 Amphitheatre Parkway,
Mountain View, CA, 94043 USA
Standard : FCC Part 15 Subpart C §15.247

The product was received on Feb. 18, 2025 and testing was performed from Mar. 04, 2025 to Mar. 28, 2025. We, Sporton International Inc. EMC & Wireless Communications Laboratory, would like to declare that the tested sample has been evaluated in accordance with the test procedures and has been in compliance with the applicable technical standards.

The test results in this report apply exclusively to the tested model / sample. Without written approval from Sporton International Inc. EMC & Wireless Communications Laboratory, the test report shall not be reproduced except in full.



Approved by: Louis Wu

Sporton International Inc. EMC & Wireless Communications Laboratory

No. 52, Huaya 1st Rd., Guishan Dist., Taoyuan City 333, Taiwan (R.O.C.)



Table of Contents

History of this test report.....	3
Summary of Test Result.....	4
1 General Description.....	5
1.1 Product Feature of Equipment Under Test.....	5
1.2 Modification of EUT	5
1.3 Testing Location	6
1.4 Applicable Standards.....	6
2 Test Configuration of Equipment Under Test	7
2.1 Carrier Frequency Channel	7
2.2 Test Mode.....	8
2.3 Connection Diagram of Test System.....	9
2.4 Support Unit used in test configuration and system	10
2.5 EUT Operation Test Setup	10
2.6 Measurement Results Explanation Example.....	10
3 Test Result.....	11
3.1 6dB and 99% Bandwidth Measurement	11
3.2 Output Power Measurement.....	12
3.3 Power Spectral Density Measurement	13
3.4 Conducted Band Edges and Spurious Emission Measurement	14
3.5 Radiated Band Edges and Spurious Emission Measurement	15
3.6 AC Conducted Emission Measurement.....	19
3.7 Antenna Requirements.....	21
4 List of Measuring Equipment	22
5 Measurement Uncertainty	24
Appendix A. Conducted Test Results	
Appendix B. AC Conducted Emission Test Result	
Appendix C. Radiated Spurious Emission Test Data	
Appendix D. Duty Cycle Plots	
Appendix E. Setup Photographs	



History of this test report

Report No.	Version	Description	Issue Date
FR4D1913H	01	Initial issue of report	Apr. 09, 2025
FR4D1913H	02	Revise Appendix C This report is an updated version, replacing the report issued on Apr. 09, 2025.	Apr. 24, 2025

Summary of Test Result

Report Clause	Ref Std. Clause	Test Items	Result (PASS/FAIL)	Remark
3.1	15.247(a)(2)	6dB Bandwidth	Pass	-
3.1	2.1049	99% Occupied Bandwidth	Pass	-
3.2	15.247(b)(3) 15.247(b)(4)	Output Power	Pass	-
3.3	15.247(e)	Power Spectral Density	Pass	-
3.4	15.247(d)	Conducted Band Edges and Spurious Emission	Pass	-
3.5	15.247(d)	Radiated Band Edges and Spurious Emission	Pass	-
3.6	15.207	AC Conducted Emission	Pass	-
3.7	15.203	Antenna Requirement	Pass	-

Conformity Assessment Condition:

1. The test results (PASS/FAIL) with all measurement uncertainty excluded are presented against the regulation limits or in accordance with the requirements stipulated by the applicant/manufacture who shall bear all the risks of non-compliance that may potentially occur if measurement uncertainty is taken into account.
2. The measurement uncertainty please refer to each test result in the section "Measurement Uncertainty".

Disclaimer:

The product specifications of the EUT presented in the test report that may affect the test assessments are declared by the manufacturer who shall take full responsibility for the authenticity.

Reviewed by: Yun Huang

Report Producer: Josie Hsu

1 General Description

1.1 Product Feature of Equipment Under Test

Product Feature
General Specs LTE/NTN, Bluetooth, BLE, BLE ASK, BLE GFSK, Wi-Fi 2.4GHz 802.11b/g/n/ac/ax, Wi-Fi 5GHz 802.11a/n/ac/ax, NFC, UWB, 60GHz and GNSS.
Antenna Type Bluetooth: PIFA Antenna

EUT Information List	
S/N	Performed Test Item
51161WRCVL125M	RF Conducted Measurement
51151WRCVL11SA	Radiated Spurious Emission
51161WRCVL11X9	Conducted Emission

Antenna information		
2400 MHz ~ 2483.5 MHz	Peak Gain (dBi)	-3.4

Remark: The EUT's information above is declared by manufacturer. Please refer to Disclaimer in report summary.

1.2 Modification of EUT

No modifications made to the EUT during the testing.

1.3 Testing Location

Note: The test site complies with ANSI C63.4 2014 requirement.

Test Site	Sporton International Inc. Wensan Laboratory
Test Site Location	No.58, Aly. 75, Ln. 564, Wenhua 3rd, Rd., Guishan Dist., Taoyuan City 333010, Taiwan (R.O.C.) TEL: +886-3-327-0868 FAX: +886-3-327-0855
Test Site No.	Sporton Site No.
	TH02-HY, CO05-HY, 03CH07-HY

Note: The test site complies with ANSI C63.4 2014 requirement.

FCC designation No.: TW3786

1.4 Applicable Standards

According to the specifications declared by the manufacturer, the EUT must comply with the requirements of the following standards:

- ♦ FCC Part 15 Subpart C §15.247
- ♦ FCC KDB Publication No. 558074 D01 15.247 Meas Guidance v05r02
- ♦ FCC KDB 414788 D01 Radiated Test Site v01r01
- ♦ ANSI C63.10-2013

Remark:

1. All the test items were validated and recorded in accordance with the standards without any modification during the testing.
2. The TAF code is not including all the FCC KDB listed without accreditation.



2 Test Configuration of Equipment Under Test

2.1 Carrier Frequency Channel

<Bluetooth – LE GFSK>

Frequency Band	Channel	Freq. (MHz)	Channel	Freq. (MHz)	Channel	Freq. (MHz)
2400-2483.5 MHz	-	-	27	2429	54	2456
	-	-	28	2430	55	2457
	2	2404	29	2431	56	2458
	3	2405	30	2432	57	2459
	4	2406	31	2433	58	2460
	5	2407	32	2434	59	2461
	6	2408	33	2435	60	2462
	7	2409	34	2436	61	2463
	8	2410	35	2437	62	2464
	9	2411	36	2438	63	2465
	10	2412	37	2439	64	2466
	11	2413	38	2440	65	2467
	12	2414	39	2441	66	2468
	13	2415	40	2442	67	2469
	14	2416	41	2443	68	2470
	15	2417	42	2444	69	2471
	16	2418	43	2445	70	2472
	17	2419	44	2446	71	2473
	18	2420	45	2447	72	2474
	19	2421	46	2448	73	2475
	20	2422	47	2449	74	2476
	21	2423	48	2450	75	2477
	22	2424	49	2451	76	2478
	-	-	50	2452	-	-
	-	-	51	2453	-	-
	-	-	52	2454	-	-
	26	2428	53	2455	-	-

2.2 Test Mode

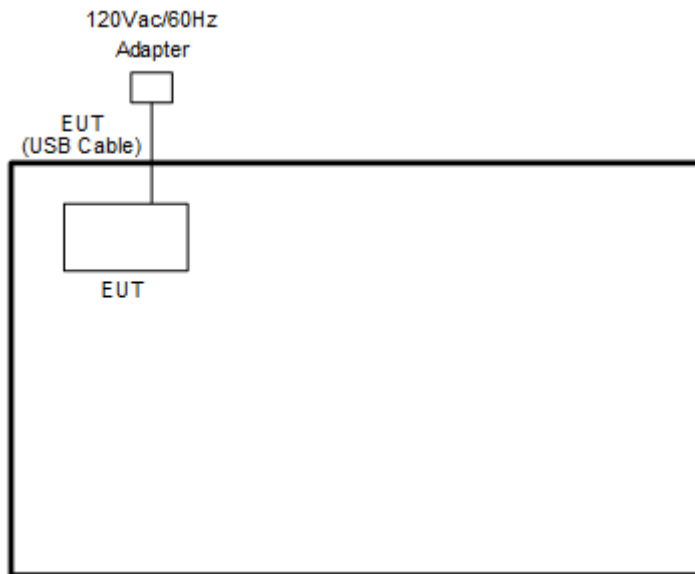
- a. The EUT has been associated with peripherals and configuration operated in a manner tended to maximize its emission characteristics in a typical application. Frequency range investigated: conduction emission (150 kHz to 30 MHz), radiation emission (9 kHz to the 10th harmonic of the highest fundamental frequency or to 40 GHz, whichever is lower). For radiated measurement, the measured emission level of the EUT was maximized by rotating the EUT on a turntable, adjusting the orientation of the EUT and EUT antenna in three orthogonal axis (X: flat, Y: portrait, Z: landscape), and adjusting the measurement antenna orientation, following C63.10 exploratory test procedures and only the worst case emissions were reported in this report.
- b. AC power line Conducted Emission was tested under maximum output power.

The following summary table is showing all test modes to demonstrate in compliance with the standard.

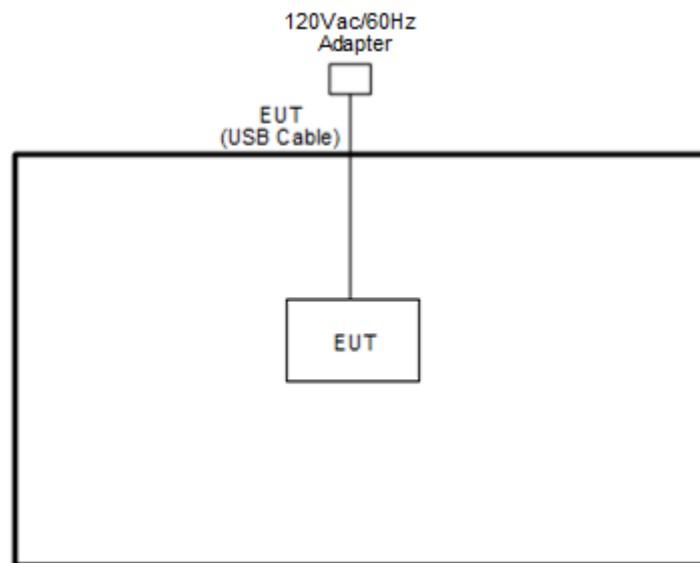
Summary table of Test Cases	
Test Item	Data Rate / Modulation
Conducted Test Cases	Bluetooth-LE GFSK / GFSK
	Mode 1: Bluetooth-LE GFSK Tx CH02_2404 MHz_1Mbps
	Mode 2: Bluetooth-LE GFSK Tx CH38_2440 MHz_1Mbps
	Mode 3: Bluetooth-LE GFSK Tx CH76_2478 MHz_1Mbps
	Mode 4: Bluetooth-LE GFSK Tx CH02_2404 MHz_2Mbps
	Mode 5: Bluetooth-LE GFSK Tx CH38_2440 MHz_2Mbps
	Mode 6: Bluetooth-LE GFSK Tx CH76_2478 MHz_2Mbps
AC Conducted Emission	Mode 1: Bluetooth-LE 1M (CH38) GFSK Tx + USB Cable (Charging from AC Adapter)
Remark: <ol style="list-style-type: none"> For Radiated Test Cases, the worst mode data rate 2Mbps was reported only since the highest RF output power in the preliminary tests. The conducted spurious emissions and conducted band edge measurement for other data rates were not worse than 2Mbps, and no other significantly frequencies found in conducted spurious emission. The detailed Radiated test modes are shown in Appendix C. 	

2.3 Connection Diagram of Test System

<AC Conducted Emission Mode>



<Bluetooth-LE GFSK Tx Mode>



2.4 Support Unit used in test configuration and system

Item	Equipment	Brand Name	Model Name	FCC ID	Data Cable	Power Cord
1.	Adapter	N/A	N/A	N/A	N/A	N/A

2.5 EUT Operation Test Setup

The RF test items, utility “adb version 1.0.40” was installed in Notebook which was programmed in order to make the EUT get into the engineering modes to provide channel selection, power level, data rate and the application type and for continuous transmitting signals.

2.6 Measurement Results Explanation Example

For all conducted test items:

The offset level is set in the spectrum analyzer to compensate the RF cable loss and attenuator factor between EUT conducted output port and spectrum analyzer. With the offset compensation, the spectrum analyzer reading level is exactly the EUT RF output level.

Example :

The spectrum analyzer offset is derived from RF cable loss and attenuator factor.

Offset = RF cable loss + attenuator factor.

Following shows an offset computation example with cable loss 4.2 dB and 10 dB attenuator.

$$\begin{aligned}\text{Offset(dB)} &= \text{RF cable loss(dB)} + \text{attenuator factor(dB)} \\ &= 4.2 + 10 = 14.2 \text{ (dB)}\end{aligned}$$

3 Test Result

3.1 6dB and 99% Bandwidth Measurement

3.1.1 Limit of 6dB and 99% Bandwidth

The minimum 6 dB bandwidth shall be at least 500 kHz.

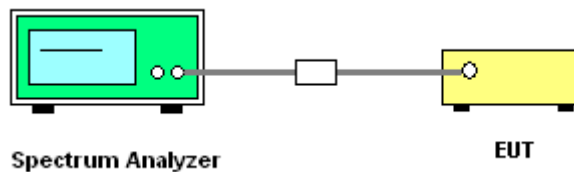
3.1.2 Measuring Instruments

Please refer to the measuring equipment list in this test report.

3.1.3 Test Procedures

1. The testing follows the ANSI C63.10 Section 6.9.3 (OBW) and 11.8.1 (6dB BW).
2. The RF output of EUT is connected to the spectrum analyzer by RF cable and attenuator. The path loss is compensated to the results for each measurement.
3. Set the maximum power setting and enable the EUT to transmit continuously.
4. Make the measurement with the spectrum analyzer's resolution bandwidth (RBW) = 100 kHz. Set the Video bandwidth (VBW) = 300 kHz. In order to make an accurate measurement. The 6dB bandwidth must be greater than 500 kHz.
5. For 99% Bandwidth Measurement, the spectrum analyzer's resolution bandwidth (RBW) is set 1-5% of the emission bandwidth and set the Video bandwidth (VBW) $\geq 3 * RBW$.
6. Measure and record the results in the test report.

3.1.4 Test Setup



3.1.5 Test Result of 6dB Bandwidth

Please refer to Appendix A.

3.1.6 Test Result of 99% Occupied Bandwidth

Please refer to Appendix A.

3.2 Output Power Measurement

3.2.1 Limit of Output Power

For systems using digital modulation in the 2400-2483.5 MHz, the limit for output power is 30 dBm. If transmitting antenna of directional gain greater than 6 dBi is used, the peak output power from the intentional radiator shall be reduced below the above stated value by the amount in dB that the directional gain of the antenna exceeds 6 dBi. In case of point-to-point operation, the limit has to be reduced by 1 dB for every 3 dB that the directional gain of the antenna exceeds 6 dBi.

3.2.2 Measuring Instruments

Please refer to the measuring equipment list in this test report.

3.2.3 Test Procedures

1. For Average Power, the testing follows ANSI C63.10 Section 11.9.2.3.2 Method AVGPM-G
2. The RF output of EUT is connected to the power meter by RF cable and attenuator.
3. The path loss is compensated to the results for each measurement.
4. Set the maximum power setting and enable the EUT to transmit continuously.
5. Measure the conducted output power and record the results in the test report.

3.2.4 Test Setup



3.2.5 Test Result of Average Output Power

Please refer to Appendix A.

3.3 Power Spectral Density Measurement

3.3.1 Limit of Power Spectral Density

The peak power spectral density shall not be greater than 8 dBm in any 3 kHz band at any time interval of continuous transmission.

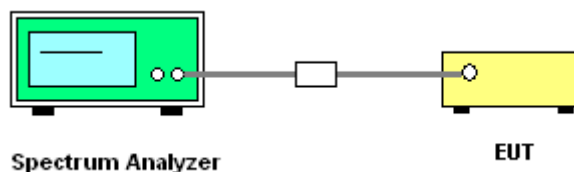
3.3.2 Measuring Instruments

Please refer to the measuring equipment list in this test report.

3.3.3 Test Procedures

1. The testing follows the ANSI C63.10 Section 11.10.2 Method PKPSD.
2. The RF output of EUT is connected to the spectrum analyzer by RF cable and attenuator. The path loss is compensated to the results for each measurement.
3. Set the maximum power setting and enable the EUT to transmit continuously.
4. Make the measurement with the spectrum analyzer's resolution bandwidth (RBW) = 3 kHz. Video bandwidth (VBW) = 10 kHz. In order to make an accurate measurement, set the span to 1.5 times DTS Channel Bandwidth. (6 dB BW)
5. Detector = peak, Sweep time = auto couple, Trace mode = max hold, Allow trace to fully stabilize. Use the peak marker function to determine the maximum power level.
6. Measure and record the results in the test report.
7. The Measured power density (dBm)/ 100 kHz is a reference level and is used as 20 dBc down limit line for Conducted Band Edges and Conducted Spurious Emission.

3.3.4 Test Setup



3.3.5 Test Result of Power Spectral Density

Please refer to Appendix A.

3.4 Conducted Band Edges and Spurious Emission Measurement

3.4.1 Limit of Conducted Band Edges and Spurious Emission

All harmonics/spurious must be at least 30 dB down from the highest emission level within the authorized band.

3.4.2 Measuring Instruments

Please refer to the measuring equipment list in this test report.

3.4.3 Test Procedure

1. The testing follows the ANSI C63.10 Section 11.11.3 Emission level measurement.
2. The RF output of EUT is connected to the spectrum analyzer by RF cable and attenuator. The path loss is compensated to the results for each measurement.
3. Set the maximum power setting and enable the EUT to transmit continuously.
4. Set RBW = 100 kHz, VBW = 300 kHz, Peak Detector. Unwanted Emissions measured in any 100 kHz bandwidth outside of the authorized frequency band shall be attenuated by at least 20 dB relative to the maximum in-band peak PSD level in 100 kHz when maximum peak conducted output power procedure is used. If the transmitter complies with the conducted power limits based on the use of RMS averaging over a time interval, the attenuation required under this paragraph shall be 30 dB instead of 20 dB.
5. Measure and record the results in the test report.
6. The RF fundamental frequency should be excluded against the limit line in the operating frequency band.

3.4.4 Test Setup



3.4.5 Test Result of Conducted Band Edges Plots

Please refer to Appendix A.

3.4.6 Test Result of Conducted Spurious Emission Plots

Please refer to Appendix A.



3.5 Radiated Band Edges and Spurious Emission Measurement

3.5.1 Limit of Radiated Band Edges and Spurious Emission

In any 100 kHz bandwidth outside the intentional radiator frequency band, all harmonics/spurious must be at least 20 dB below the highest emission level within the authorized band. If the transmitter complies with the conducted power limits based on the use of RMS averaging over a time interval, the attenuation required shall be 30 dB instead of 20 dB. In addition, radiated emissions which fall in the restricted bands must also comply with the limits as below.

Frequency (MHz)	Field Strength (microvolts/meter)	Measurement Distance (meters)
0.009 – 0.490	2400/F(kHz)	300
0.490 – 1.705	24000/F(kHz)	30
1.705 – 30.0	30	30
30 – 88	100	3
88 – 216	150	3
216 - 960	200	3
Above 960	500	3

3.5.2 Measuring Instruments

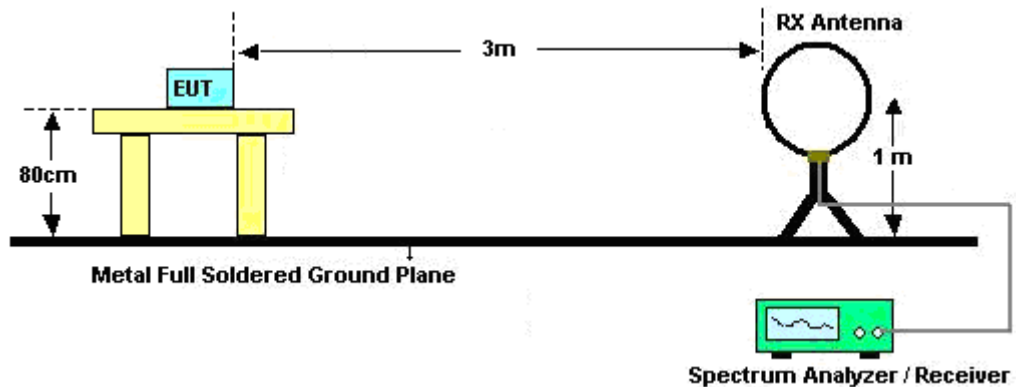
Please refer to the measuring equipment list in this test report.

3.5.3 Test Procedures

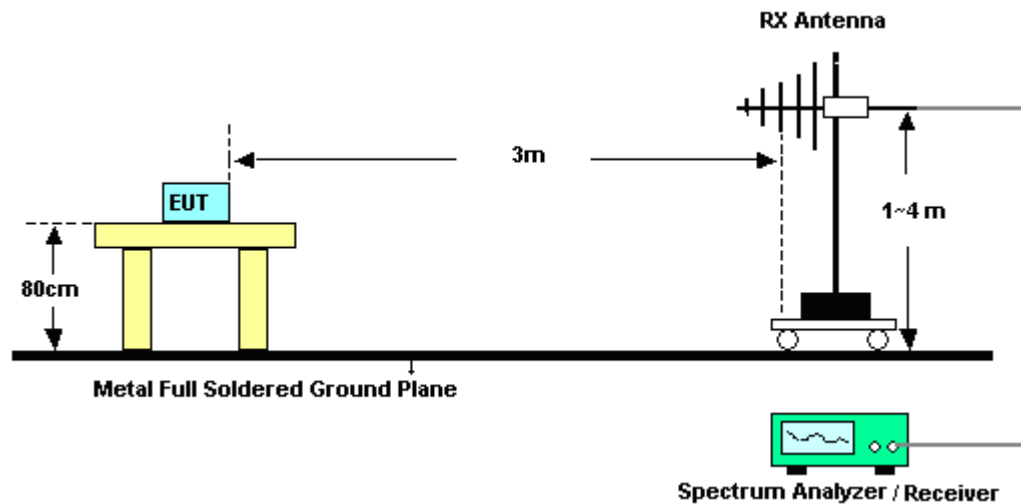
1. The testing follows the ANSI C63.10 Section 11.12.1 Radiated emission measurements.
2. The EUT is arranged to its worst case and then tune the antenna tower (from 1 m to 4 m) and turntable (from 0 degree to 360 degrees) to find the maximum reading. A pre-amp and a high pass filter are used for the test in order to get better signal level.
3. The EUT is placed on a turntable with 0.8 meter for frequency below 1 GHz and 1.5 meter for frequency above 1 GHz respectively above ground.
4. The EUT is set 3 meters away from the receiving antenna, which is mounted on the top of a variable height antenna tower.
5. Corrected Reading: Antenna Factor + Cable Loss + Read Level - Preamplifier Factor = Level
6. Radiated testing below 1 GHz is performed by adjusting the antenna tower from 1 m to 4 m and by rotating the turn table from 0 degree to 360 degrees to find the peak maximum hold reading. When there is no suspected emission found and the emission level is with at least 6 dB margin against QP limit line, the position is marked as “-”.
7. Radiated testing above 1 GHz is performed by adjusting the antenna tower from 1 m to 4 m and by rotating the turn table from 0 degree to 360 degrees to find the peak maximum hold reading for scanning all frequencies. When there is no suspected emission found and the harmonic emission level is with at least 6 dB margin against average limit line, the position is marked as “-”.
8. Use the following spectrum analyzer settings:
 - (1) Span shall wide enough to fully capture the emission being measured;
 - (2) Set RBW = 100 kHz for $f < 1$ GHz; VBW \geq RBW; Sweep = auto; Detector function = peak; Trace = max hold;
 - (3) Set RBW = 1 MHz, VBW = 3 MHz for $f \geq 1$ GHz for peak measurement.For average measurement:
 - VBW = 10 Hz, when duty cycle is no less than 98 percent.
 - VBW $\geq 1/T$, when duty cycle is less than 98 percent where T is the minimum transmission duration over which the transmitter is on and is transmitting at its maximum power control level for the tested mode of operation.

3.5.4 Test Setup

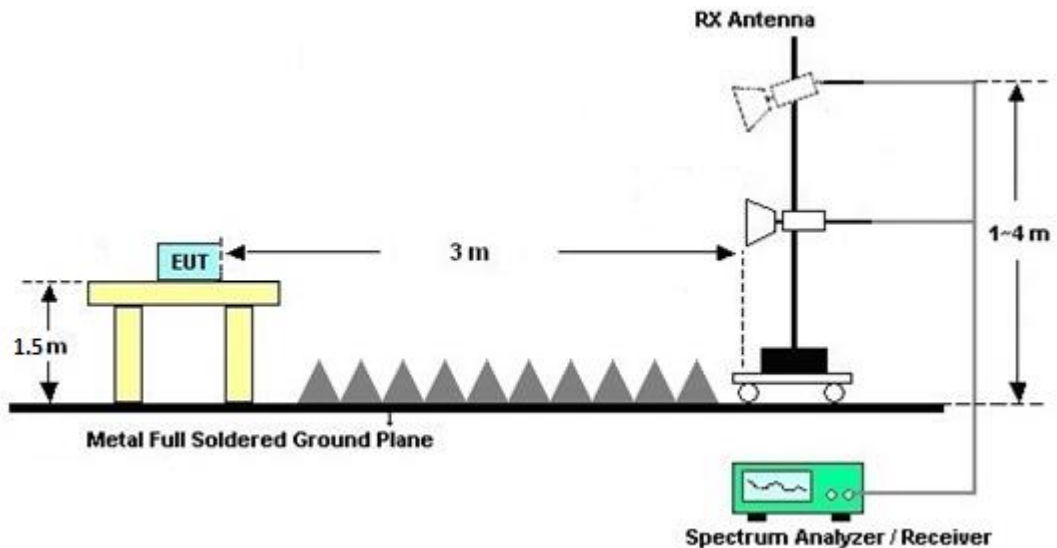
For radiated test below 30MHz



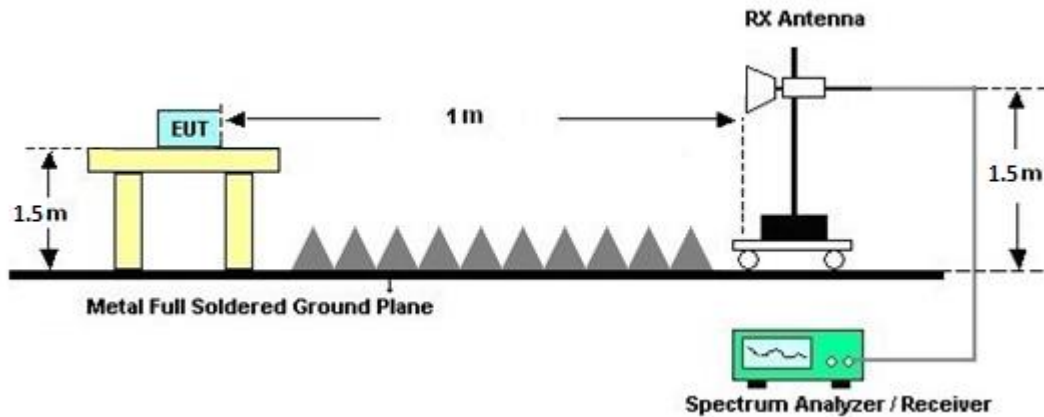
For radiated test from 30MHz to 1GHz



For radiated test from 1GHz to 18GHz



For radiated test above 18GHz



3.5.5 Test Results of Radiated Spurious Emissions (9 kHz ~ 30 MHz)

The low frequency, which starts from 9 kHz to 30 MHz, is pre-scanned and the result which is 20 dB lower than the limit line is not reported.

There is adequate comparison measurement of both open-field test site and alternative test site - semi-Anechoic chamber according to 414788 D01 Radiated Test Site v01r01, and the result comes out very similar.

3.5.6 Test Result of Radiated Spurious at Band Edges

Please refer to Appendix C.

3.5.7 Duty Cycle

Please refer to Appendix D.

3.5.8 Test Result of Radiated Spurious Emission (30 MHz ~ 10th Harmonic)

Please refer to Appendix C.

3.6 AC Conducted Emission Measurement

3.6.1 Limit of AC Conducted Emission

For equipment that is designed to be connected to the public utility (AC) power line, the radio frequency voltage that is conducted back onto the AC power line on any frequency or frequencies within the band 150 kHz to 30 MHz shall not exceed the limits in the following table.

Frequency of emission (MHz)	Conducted limit (dB μ V)	
	Quasi-peak	Average
0.15-0.5	66 to 56*	56 to 46*
0.5-5	56	46
5-30	60	50

*Decreases with the logarithm of the frequency.

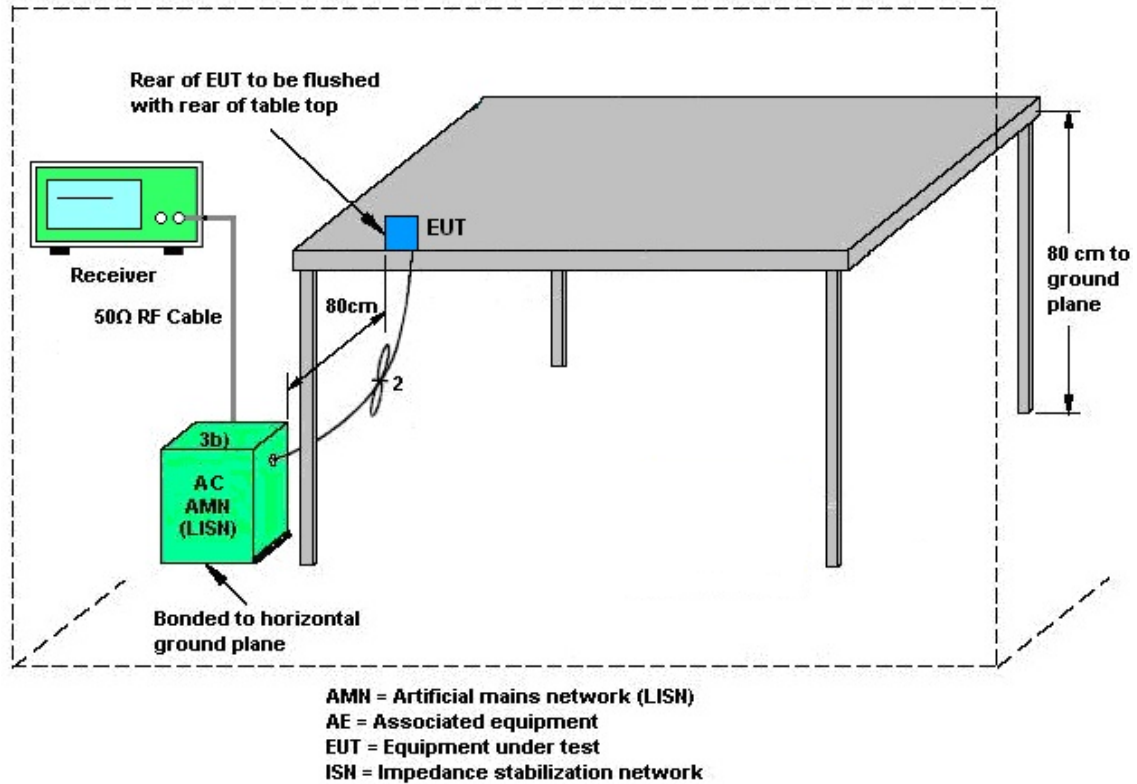
3.6.2 Measuring Instruments

Please refer to the measuring equipment list in this test report.

3.6.3 Test Procedures

1. The EUT is placed 0.4 meter away from the conducting wall of the shielding room, and is kept at least 80 centimeters from any other grounded conducting surface.
2. Connect EUT to the power mains through a line impedance stabilization network (LISN).
3. All the support units are connecting to the other LISN.
4. The LISN provides 50 ohm coupling impedance for the measuring instrument.
5. The FCC states that a 50 ohm, 50 microhenry LISN shall be used.
6. Both Line and Neutral shall be tested in order to find out the maximum conducted emission.
7. The frequency range from 150 kHz to 30 MHz is scanned.
8. Set the test-receiver system to Peak Detect Function and specified bandwidth (IF Bandwidth = 9 kHz) with Maximum Hold Mode. Then measurement is also conducted by Average Detector and Quasi-Peak Detector Function respectively.

3.6.4 Test Setup



3.6.5 Test Result of AC Conducted Emission

Please refer to Appendix B.



3.7 Antenna Requirements

3.7.1 Standard Applicable

An intentional radiator shall be designed to ensure that no antenna other than that furnished by the responsible party shall be used with the device. The use of a permanently attached antenna or of an antenna that uses a unique coupling to the intentional radiator shall be considered sufficient to comply with the provisions of this section. The manufacturer may design the unit so that a broken antenna can be replaced by the user, but the use of a standard antenna jack or electrical connector is prohibited. This requirement does not apply to carrier current devices or to devices operated under the provisions of § 15.211, 15.213, 15.217, 15.219, 15.221, or § 15.236. Further, this requirement does not apply to intentional radiators that must be professionally installed, such as perimeter protection systems and some field disturbance sensors, or to other intentional radiators which, in accordance with § 15.31(d), must be measured at the installation site. However, the installer shall be responsible for ensuring that the proper antenna is employed so that the limits in this part are not exceeded.

3.7.2 Antenna Anti-Replacement Construction

- b) Unique (non-standard) antenna connector.
- (3) Use of a standard connector is also allowed if the connector is within the transmitter enclosure and can only be accessed by disassembly of the transmitter, where such disassembly is not normally required. The user manual must not show that user has access to the connector.



4 List of Measuring Equipment

Instrument	Brand Name	Model No.	Serial No.	Characteristics	Calibration Date	Test Date	Due Date	Remark
Bilog Antenna	TESEQ	CBL 6111D & 00800N1D01N-06	35419 & 03	30MHz~1GHz	Apr. 22, 2024	Mar. 14, 2025~ Mar. 20, 2025	Apr. 21, 2025	Radiation (03CH07-HY)
BT Base Station	Rohde & Schwarz	CBT	100815	BT 3.0 & 4.0	Feb. 26, 2025	Mar. 14, 2025~ Mar. 20, 2025	Feb. 25, 2026	Radiation (03CH07-HY)
Double Ridge Horn Antenna	ETS-Lindgren	3117	00075962	1GHz ~ 18GHz	Nov. 28, 2024	Mar. 14, 2025~ Mar. 20, 2025	Nov. 27, 2025	Radiation (03CH07-HY)
Loop Antenna	Rohde & Schwarz	HFH2-Z2	100315	9 kHz~30 MHz	Mar. 06, 2025	Mar. 14, 2025~ Mar. 20, 2025	Mar. 05, 2026	Radiation (03CH07-HY)
Preamplifier	MITEQ	AMF-7D-0010 1800-30-10P	1590075	1GHz~18GHz	Apr. 19, 2024	Mar. 14, 2025~ Mar. 20, 2025	Apr. 18, 2025	Radiation (03CH07-HY)
Preamplifier	COM-POWER	PA-103A	161241	10MHz~1GHz	Oct. 01, 2024	Mar. 14, 2025~ Mar. 20, 2025	Sep. 30, 2025	Radiation (03CH07-HY)
Preamplifier	EMEC	EM18G40G	0600789	18-40GHz	Aug. 05, 2024	Mar. 14, 2025~ Mar. 20, 2025	Aug. 04, 2025	Radiation (03CH07-HY)
Preamplifier	Agilent	8449B	3008A02362	1GHz~26.5GHz	Mar. 23, 2024	Mar. 14, 2025~ Mar. 20, 2025	Mar. 22, 2025	Radiation (03CH07-HY)
Spectrum Analyzer	Agilent	N9030A	MY52350276	3Hz~44GHz	Mar. 26, 2024	Mar. 14, 2025~ Mar. 20, 2025	Mar. 25, 2025	Radiation (03CH07-HY)
RF Cable	HUBER + SUHNER	SUCOFLEX 104	MY28655/4 MY24971/4 MY15682/4	30MHz to 18GHz	Feb. 20, 2025	Mar. 14, 2025~ Mar. 20, 2025	Feb. 19, 2026	Radiation (03CH07-HY)
RF Cable	HUBER + SUHNER	SUCOFLEX 104	MY28655/4 MY24971/4	9kHz to 30MHz	Feb. 20, 2025	Mar. 14, 2025~ Mar. 20, 2025	Feb. 19, 2026	Radiation (03CH07-HY)
RF Cable	HUBER + SUHNER	SUCOFLEX 126	532078/126E	30MHz~18GHz	Sep. 14, 2024	Mar. 14, 2025~ Mar. 20, 2025	Sep. 13, 2025	Radiation (03CH07-HY)
RF Cable	HUBER + SUHNER	SUCOFLEX 102	MY2858/2	18GHz~40GHz	Feb. 20, 2025	Mar. 14, 2025~ Mar. 20, 2025	Feb. 19, 2026	Radiation (03CH07-HY)
RF Cable	HUBER + SUHNER	SUCOFLEX 102	801606/2	9KHz ~ 40GHz	Apr. 22, 2024	Mar. 14, 2025~ Mar. 20, 2025	Apr. 21, 2025	Radiation (03CH07-HY)
Controller	EMEC	EM1000	N/A	Control Ant Mast	N/A	Mar. 14, 2025~ Mar. 20, 2025	N/A	Radiation (03CH07-HY)
Controller	MF	MF-7802	N/A	Control Turn table	N/A	Mar. 14, 2025~ Mar. 20, 2025	N/A	Radiation (03CH07-HY)
Antenna Mast	EMEC	AM-BS-4500E	N/A	Boresight mast 1M~4M	N/A	Mar. 14, 2025~ Mar. 20, 2025	N/A	Radiation (03CH07-HY)
Turn Table	ChainTek	Chaintek 3000	N/A	0~360 Degree	N/A	Mar. 14, 2025~ Mar. 20, 2025	N/A	Radiation (03CH07-HY)
Attenuator	HONOVA	5910 SMA-50-005-1 9-NE	ATT-36	N/A	Feb. 11, 2025	Mar. 14, 2025~ Mar. 20, 2025	Feb. 10, 2026	Radiation (03CH07-HY)
Software	Audix	E3	N/A	N/A	N/A	Mar. 14, 2025~ Mar. 20, 2025	N/A	Radiation (03CH07-HY)
USB Data Logger	TECPEL	TR-32	HE17XB2495	N/A	Feb. 24, 2025	Mar. 14, 2025~ Mar. 20, 2025	Feb. 23, 2026	Radiation (03CH07-HY)
SHF-EHF Horn Antenna	SCHWARZBECK	BBHA9170	00991	18GHz~40GHz	Jun. 04, 2024	Mar. 14, 2025~ Mar. 20, 2025	Jun. 03, 2025	Radiation (03CH07-HY)



Instrument	Brand Name	Model No.	Serial No.	Characteristics	Calibration Date	Test Date	Due Date	Remark
AC Power Source	ChainTek	APC-1000W	N/A	N/A	N/A	Mar. 28, 2025	N/A	Conduction (CO05-HY)
EMI Test Receiver	Rohde & Schwarz	ESR3	102388	9kHz~3.6GHz	Dec. 10, 2024	Mar. 28, 2025	Dec. 09, 2025	Conduction (CO05-HY)
Hygrometer	Testo	608-H1	34913912	N/A	Oct. 14, 2024	Mar. 28, 2025	Oct. 13, 2025	Conduction (CO05-HY)
LISN	Rohde & Schwarz	ENV216	100081	9kHz~30MHz	Nov. 14, 2024	Mar. 28, 2025	Nov. 13, 2025	Conduction (CO05-HY)
Software	Rohde & Schwarz	EMC32	N/A	N/A	N/A	Mar. 28, 2025	N/A	Conduction (CO05-HY)
Pulse Limiter	SCHWARZBECK	VTSD 9561-F N	00691	N/A	Jul. 30, 2024	Mar. 28, 2025	Jul. 29, 2025	Conduction (CO05-HY)
LISN Cable	MVE	RG-400	MQT24082501	N/A	Oct. 15, 2024	Mar. 28, 2025	Oct. 14, 2025	Conduction (CO05-HY)
Hygrometer	TECPEL	DTM-303A	TP201996	N/A	Nov. 01, 2024	Mar. 04, 2025~ Mar. 06, 2025	Oct. 30, 2025	Conducted (TH02-HY)
Power Sensor	DARE	RPR3006W	13I00030SNO3 1 (NO:182)	9kHz~6GHz	Jan. 09, 2025	Mar. 04, 2025~ Mar. 06, 2025	Jan. 08, 2026	Conducted (TH02-HY)
Signal Analyzer	Rohde & Schwarz	FSV40	101566	10Hz~40GHz	Aug. 23, 2024	Mar. 04, 2025~ Mar. 06, 2025	Aug. 22, 2025	Conducted (TH02-HY)
Switch Control Mainframe	Burgeon	ETF-058	EC1300484 (BOX3)	N/A	May 20, 2024	Mar. 04, 2025~ Mar. 06, 2025	May 19, 2025	Conduction (CO05-HY)
Software	Sporton	BTWIFI_Final_ version_240513	N/A	Conducted Other Test Item	N/A	Mar. 04, 2025~ Mar. 06, 2025	N/A	Conduction (CO05-HY)

5 Measurement Uncertainty

Uncertainty of Conducted Emission Measurement (150 kHz ~ 30 MHz)

Measuring Uncertainty for a Level of Confidence of 95% ($U = 2Uc(y)$)	3.7 dB
---	--------

Uncertainty of Radiated Emission Measurement (30 MHz ~ 1000 MHz)

Measuring Uncertainty for a Level of Confidence of 95% ($U = 2Uc(y)$)	6.2 dB
---	--------

Uncertainty of Radiated Emission Measurement (1000 MHz ~ 6000 MHz)

Measuring Uncertainty for a Level of Confidence of 95% ($U = 2Uc(y)$)	4.6 dB
---	--------

Uncertainty of Radiated Emission Measurement (6000 MHz ~ 18000 MHz)

Measuring Uncertainty for a Level of Confidence of 95% ($U = 2Uc(y)$)	5.3 dB
---	--------

Uncertainty of Radiated Emission Measurement (18000 MHz ~ 40000 MHz)

Measuring Uncertainty for a Level of Confidence of 95% ($U = 2Uc(y)$)	4.9 dB
---	--------

Appendix A. Test Result of Conducted Test Items

Test Engineer:	Willy Chang	Temperature:	21~25	°C
Test Date:	2025/3/3~2025/3/4	Relative Humidity:	51~54	%

TEST RESULTS DATA
6dB and 99% Occupied Bandwidth

Mod.	Data Rate	NTx	CH.	Freq. (MHz)	99% Occupied BW (MHz)	6dB BW (MHz)	6dB BW Limit (MHz)	Pass/Fail
BLE	1Mbps	1	0	2402	1.034	0.710	0.50	Pass
BLE	1Mbps	1	19	2440	1.032	0.715	0.50	Pass
BLE	1Mbps	1	39	2480	1.029	0.714	0.50	Pass

TEST RESULTS DATA
Average Power Table

Mod.	Data Rate	NTx	CH.	Freq. (MHz)	Average Conducted Power (dBm)	Conducted Power Limit (dBm)	DG (dBi)	EIRP Power (dBm)	EIRP Power Limit (dBm)	Pass /Fail
BLE	1Mbps	1	0	2402	18.55	30.00	-3.40	15.15	36.00	Pass
BLE	1Mbps	1	19	2440	18.64	30.00	-3.40	15.24	36.00	Pass
BLE	1Mbps	1	39	2480	18.78	30.00	-3.40	15.38	36.00	Pass

TEST RESULTS DATA
Peak Power Density

Mod.	Data Rate	NTx	CH.	Freq. (MHz)	Peak PSD (dBm /100kHz)	Peak PSD (dBm /3kHz)	DG (dBi)	Peak PSD Limit (dBm /3kHz)	Pass/Fail
BLE	1Mbps	1	0	2402	17.47	2.85	-3.40	8.00	Pass
BLE	1Mbps	1	19	2440	17.84	3.36	-3.40	8.00	Pass
BLE	1Mbps	1	39	2480	17.39	2.83	-3.40	8.00	Pass

Note: PSD (dBm/ 100kHz) is a reference level used for Conducted Band Edges and Conducted Spurious Emission 30dBc limit.

TEST RESULTS DATA
6dB and 99% Occupied Bandwidth

Mod.	Data Rate	NTx	CH.	Freq. (MHz)	99% Occupied BW (MHz)	6dB BW (MHz)	6dB BW Limit (MHz)	Pass/Fail
BLE	2Mbps	1	0	2402	2.402	1.240	0.50	Pass
BLE	2Mbps	1	19	2440	2.440	1.238	0.50	Pass
BLE	2Mbps	1	39	2480	2.069	1.236	0.50	Pass

TEST RESULTS DATA
Average Power Table

Mod.	Data Rate	NTx	CH.	Freq. (MHz)	Average Conducted Power (dBm)	Conducted Power Limit (dBm)	DG (dBi)	EIRP Power (dBm)	EIRP Power Limit (dBm)	Pass /Fail
BLE	2Mbps	1	0	2402	19.55	30.00	-3.40	16.15	36.00	Pass
BLE	2Mbps	1	19	2440	19.61	30.00	-3.40	16.21	36.00	Pass
BLE	2Mbps	1	39	2480	19.72	30.00	-3.40	16.32	36.00	Pass

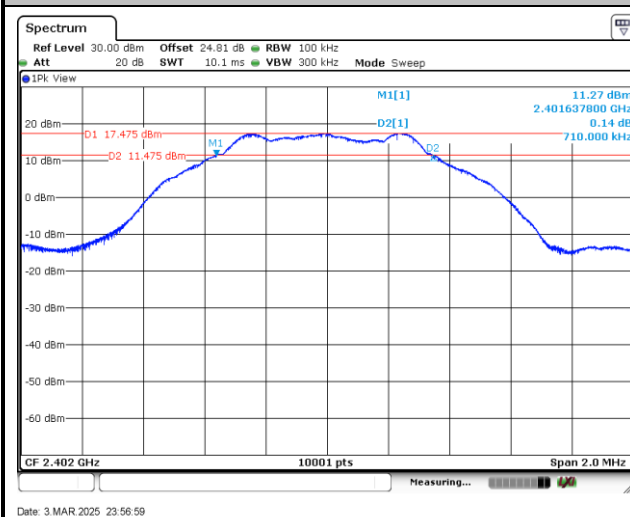
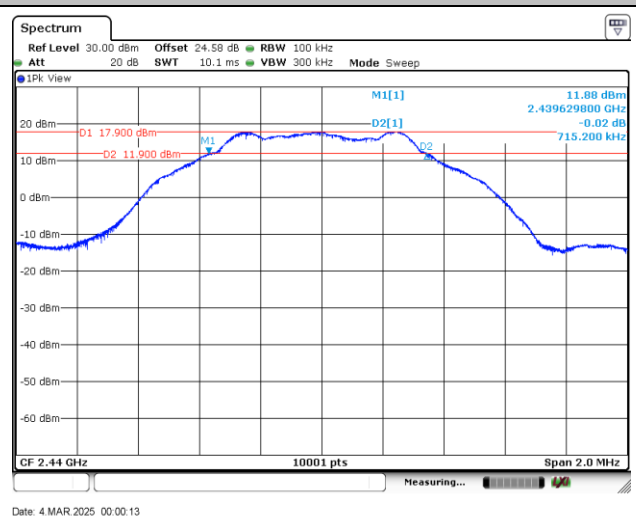
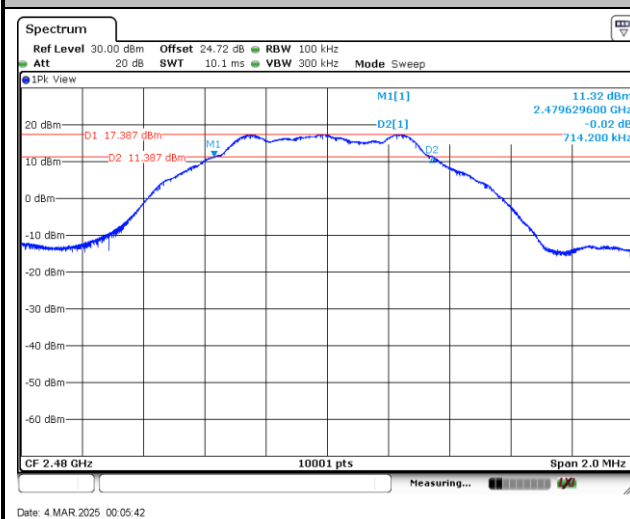
TEST RESULTS DATA
Peak Power Density

Mod.	Data Rate	NTx	CH.	Freq. (MHz)	Peak PSD (dBm /100kHz)	Peak PSD (dBm /3kHz)	DG (dBi)	Peak PSD Limit (dBm /3kHz)	Pass/Fail
BLE	2Mbps	1	0	2402	18.08	1.20	-3.40	8.00	Pass
BLE	2Mbps	1	19	2440	18.27	1.73	-3.40	8.00	Pass
BLE	2Mbps	1	39	2480	17.87	1.39	-3.40	8.00	Pass

Note: PSD (dBm/ 100kHz) is a reference level used for Conducted Band Edges and Conducted Spurious Emission 30dBc limit.

**6dB Bandwidth**

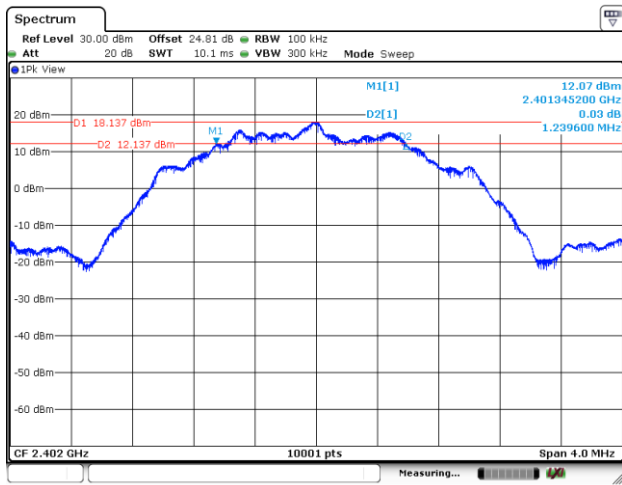
<1Mbps>

6 dB Bandwidth Plot on Channel 00**6 dB Bandwidth Plot on Channel 19****6 dB Bandwidth Plot on Channel 39**

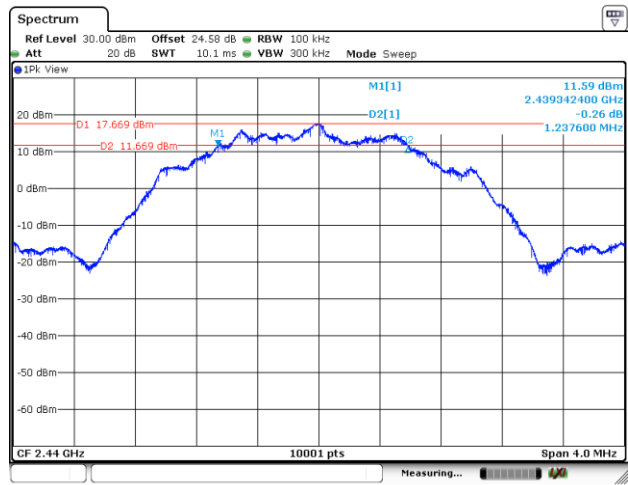


<2Mbps>

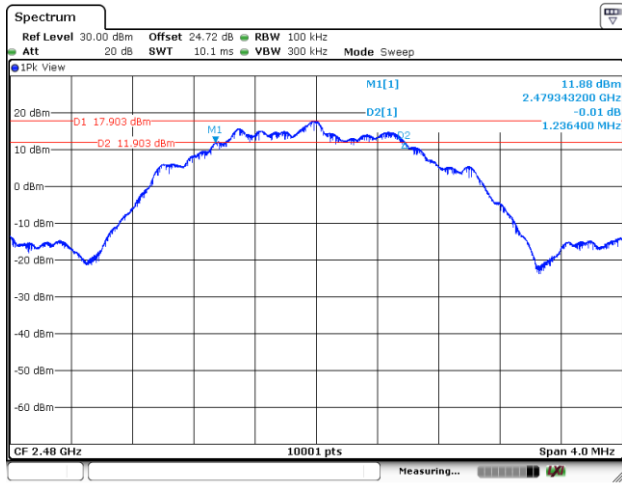
6 dB Bandwidth Plot on Channel 00



6 dB Bandwidth Plot on Channel 19

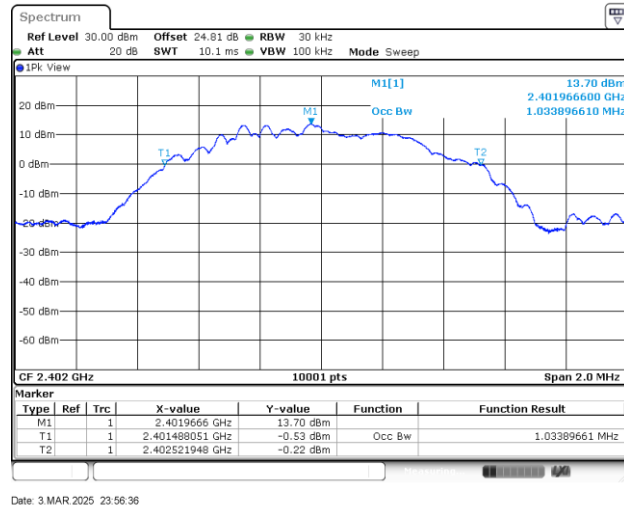
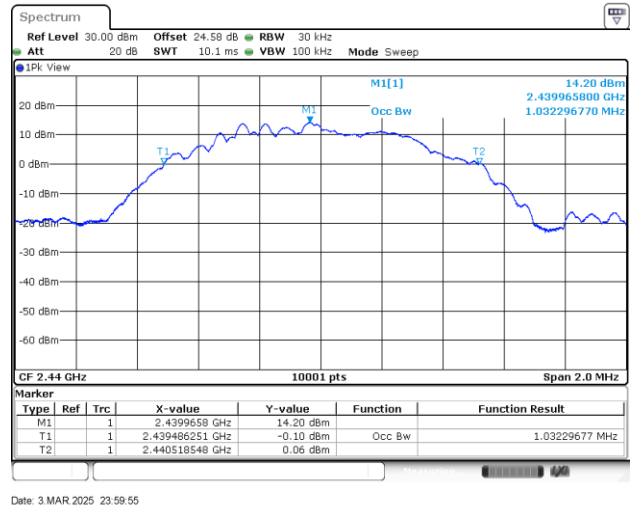
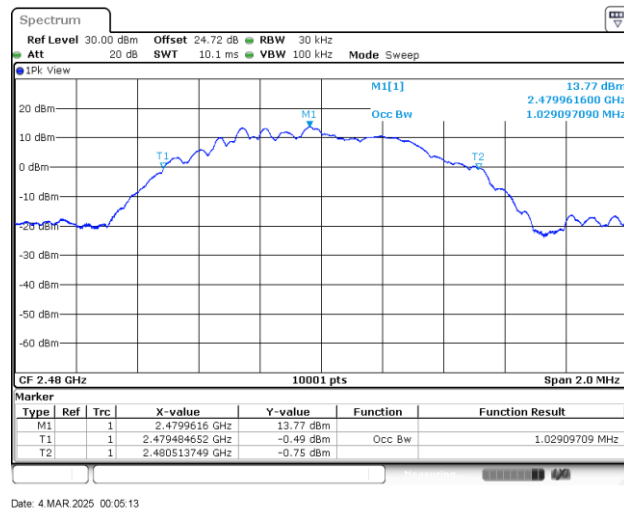


6 dB Bandwidth Plot on Channel 39



**99% Occupied Bandwidth**

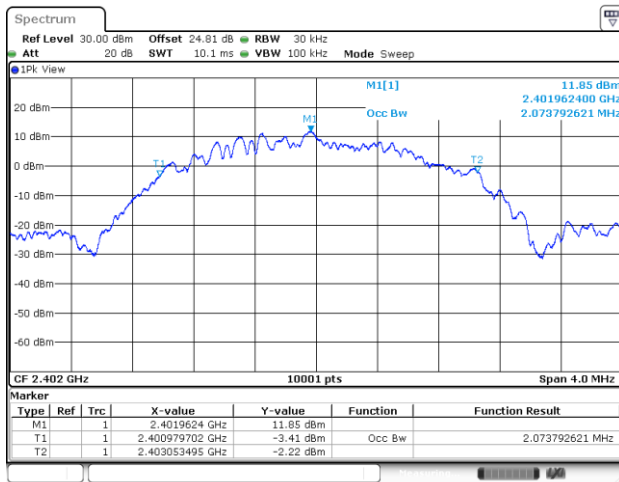
<1Mbps>

99% Occupied Bandwidth Plot on Channel 00**99% Occupied Bandwidth Plot on Channel 19****99% Occupied Bandwidth Plot on Channel 39**

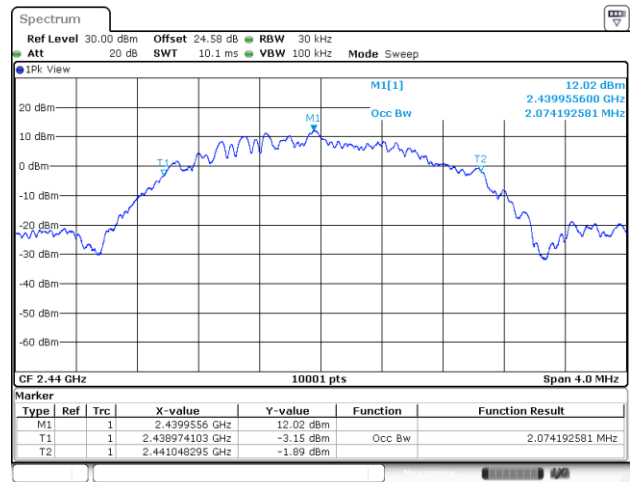


<2Mbps>

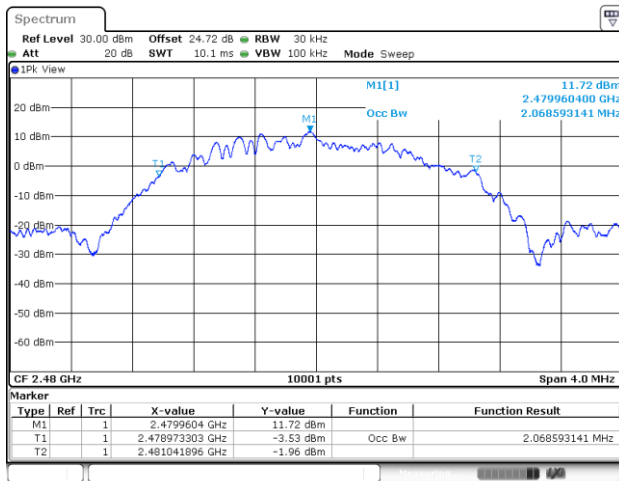
99% Occupied Bandwidth Plot on Channel 00



99% Occupied Bandwidth Plot on Channel 19

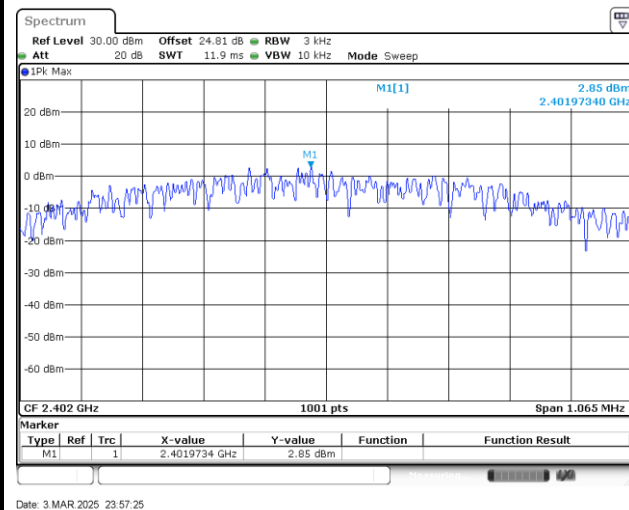
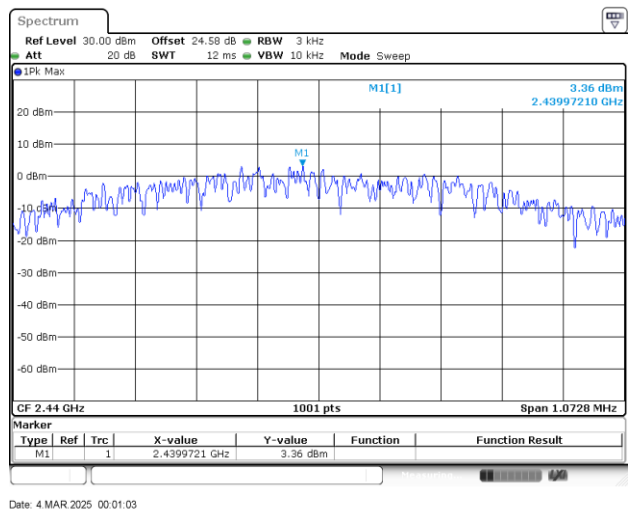
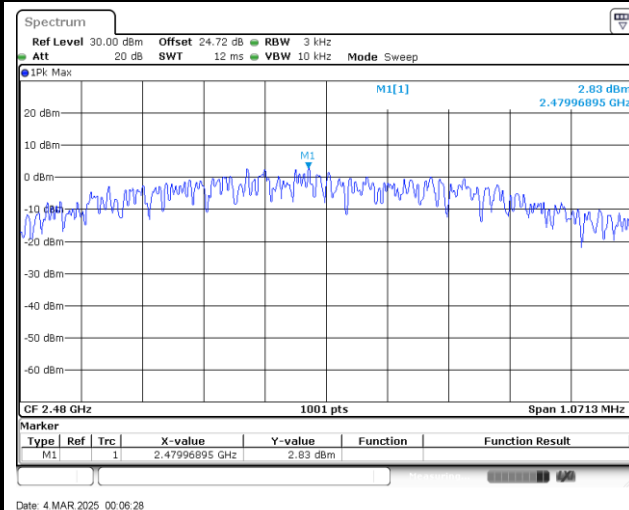


99% Occupied Bandwidth Plot on Channel 39



**Power Spectral Density (dBm/3kHz)**

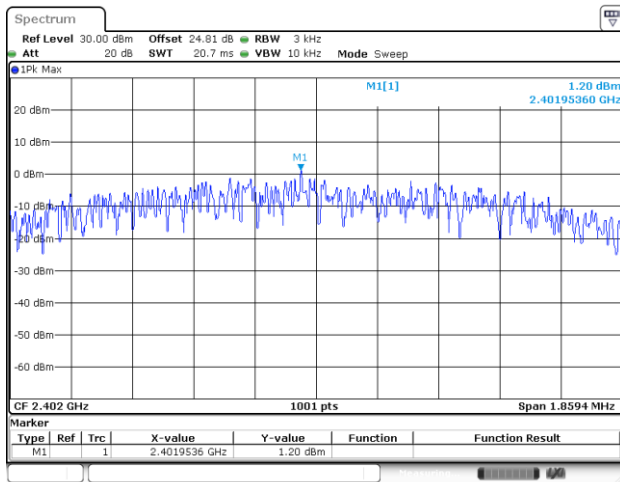
<1Mbps>

Power Density (dBm/3kHz) Plot Channel 00**Power Density (dBm/3kHz) Plot Channel 19****Power Density (dBm/3kHz) Plot Channel 39**

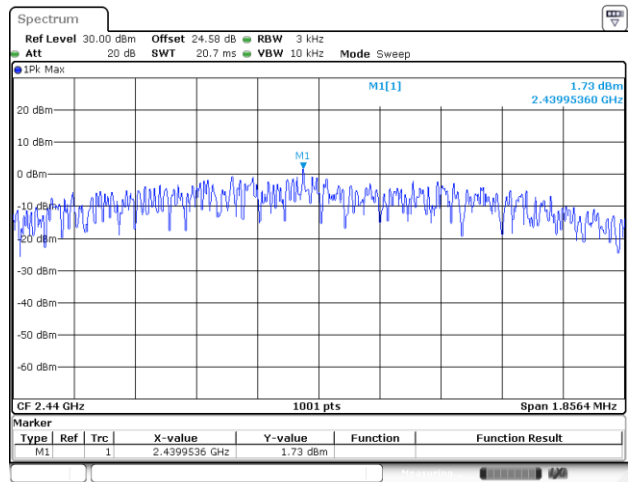


<2Mbps>

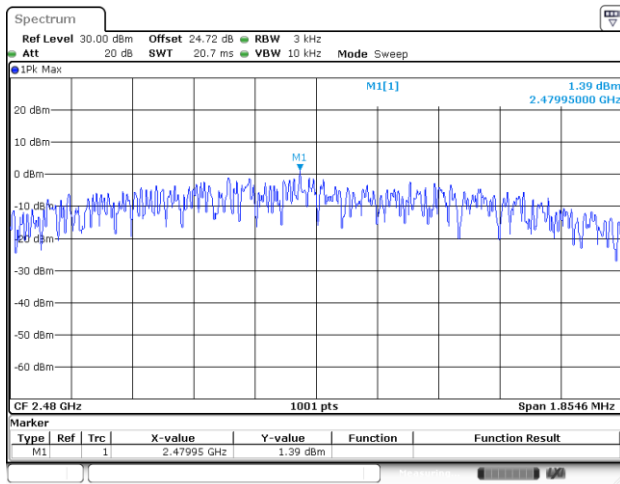
Power Density (dBm/3kHz) Plot Channel 00



Power Density (dBm/3kHz) Plot Channel 19

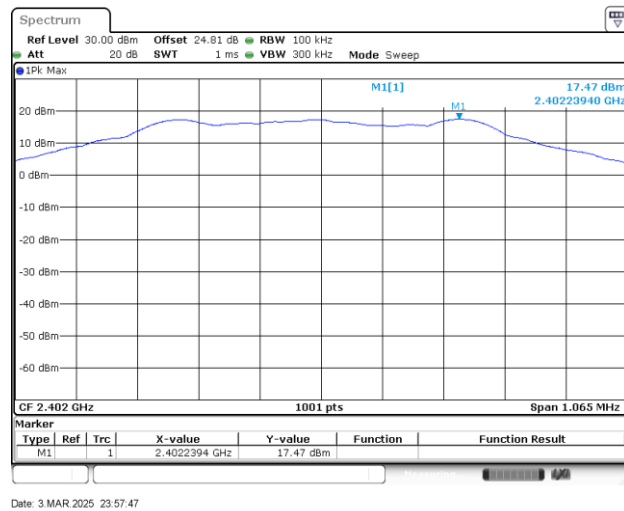
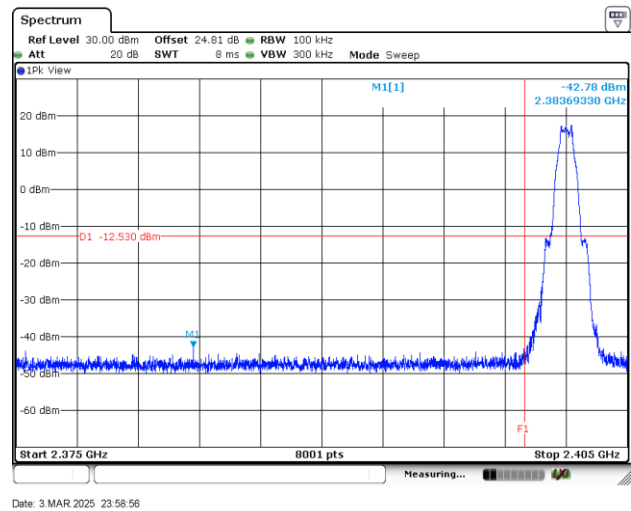
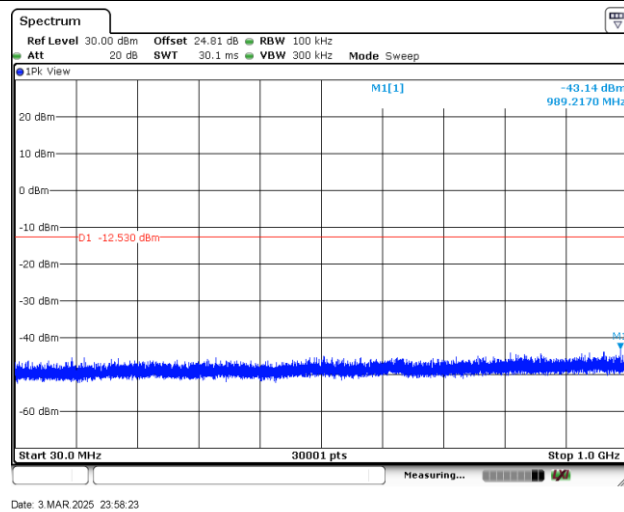
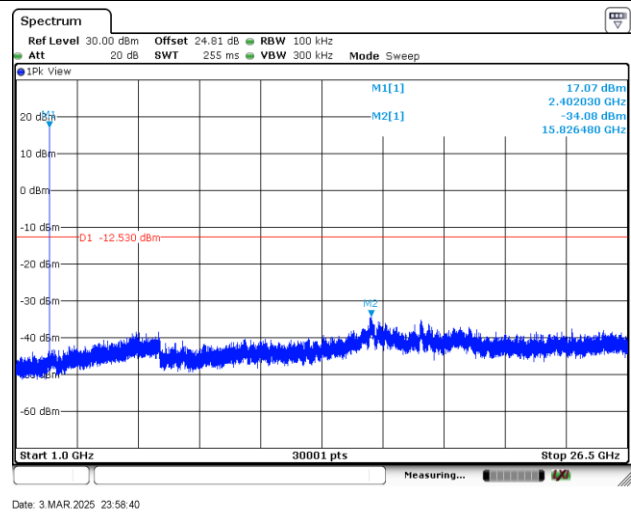


Power Density (dBm/3kHz) Plot Channel 39



**Band Edge and Conducted Spurious Emission**

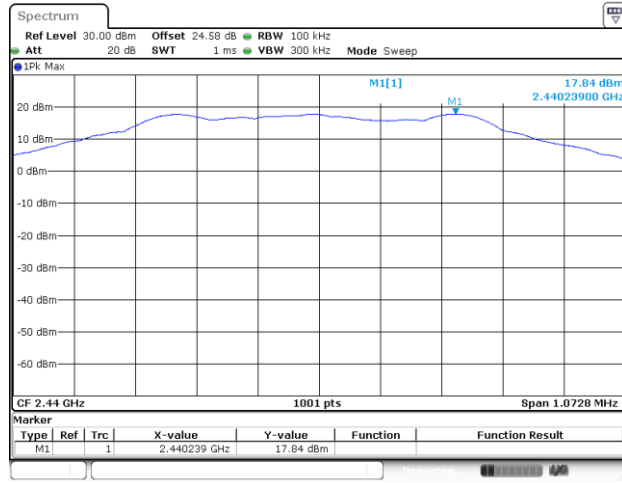
<1Mbps>

Channel 00**100kHz PSD reference Level Plot****Low Channel Plot****Spurious Emission 30MHz~1GHz Plot****Spurious Emission 1GHz~26.5GHz Plot**



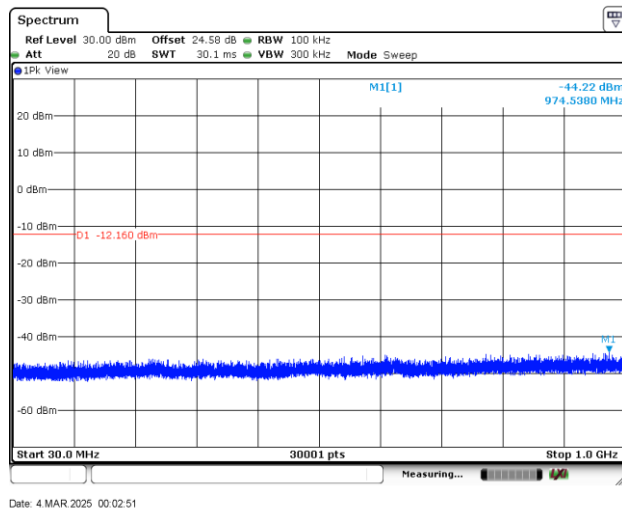
Channel 19

100kHz PSD reference Level Plot

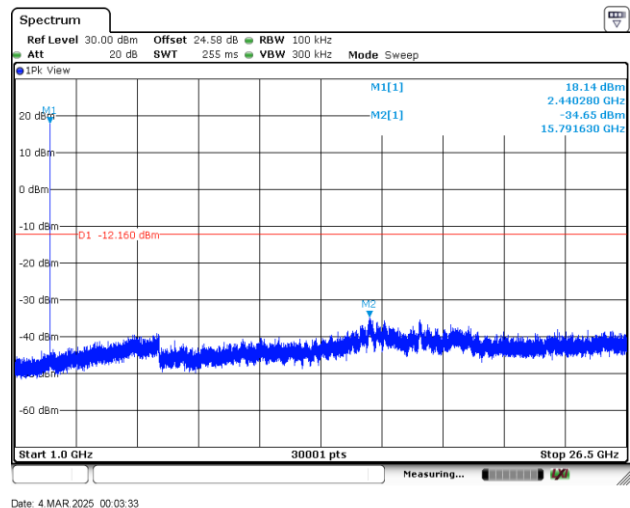


Mid Channel Plot

Spurious Emission 30MHz~1GHz Plot



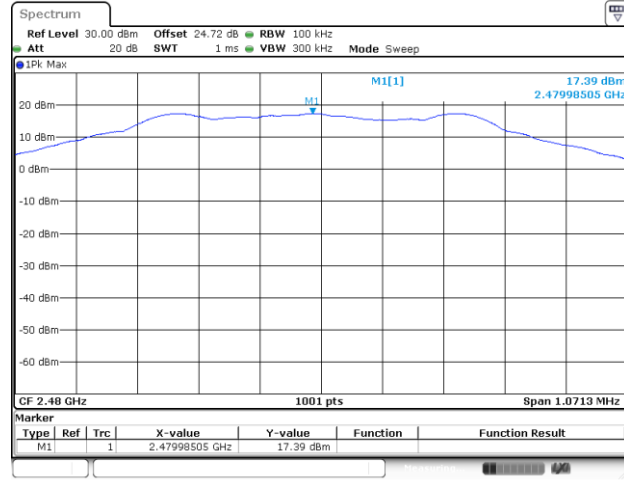
Spurious Emission 1GHz~26.5GHz Plot



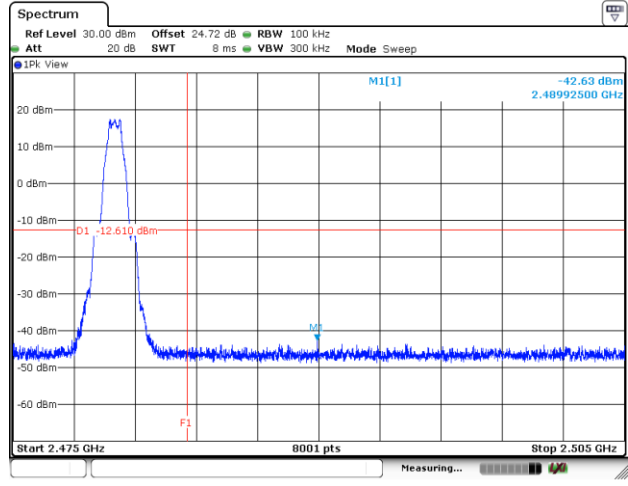


Channel 39

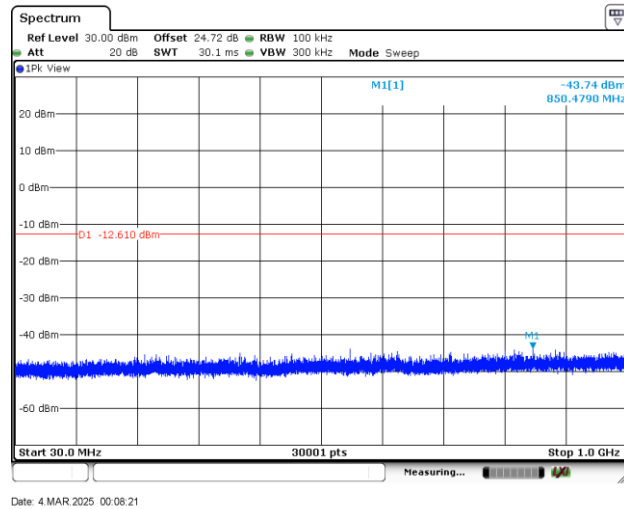
100kHz PSD reference Level Plot



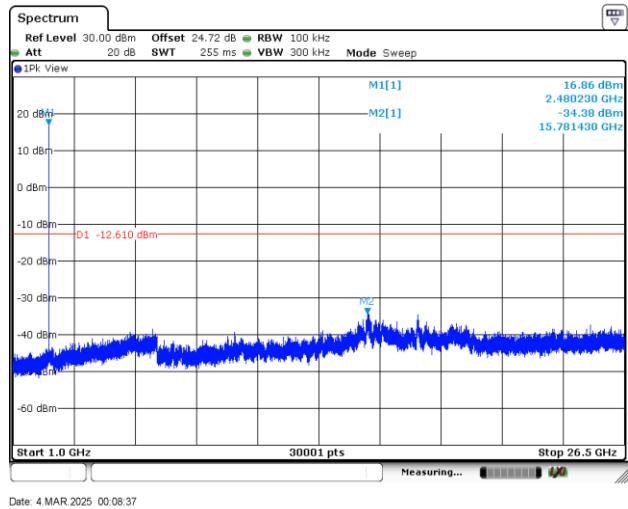
High Channel Plot



Spurious Emission 30MHz~1GHz Plot

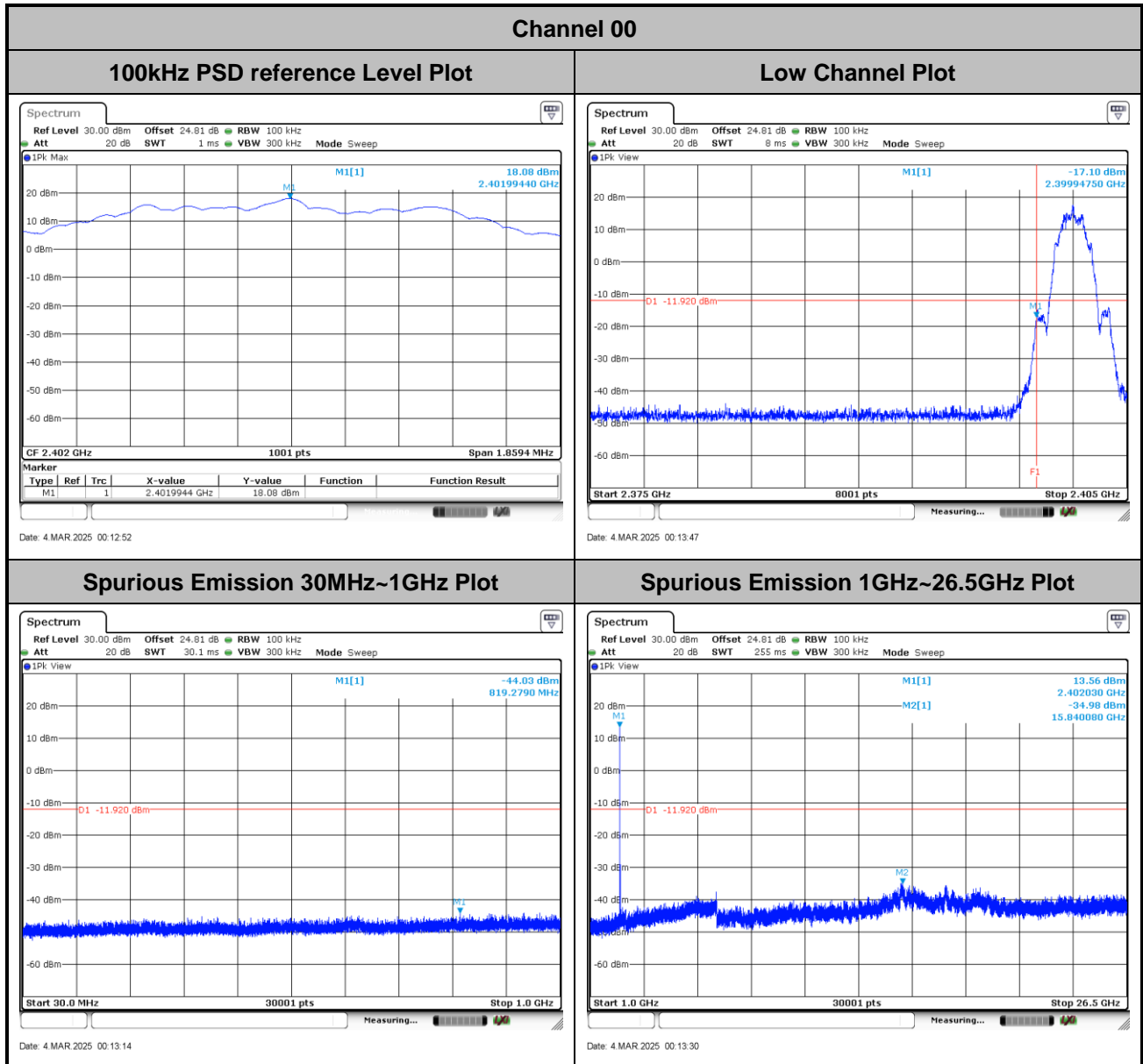


Spurious Emission 1GHz~26.5GHz Plot





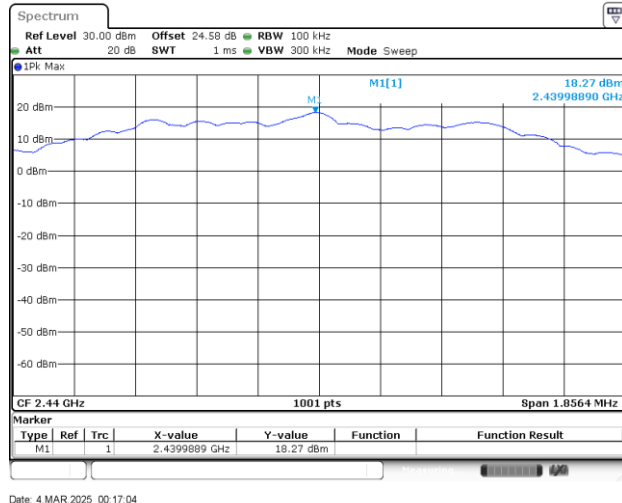
<2Mbps>





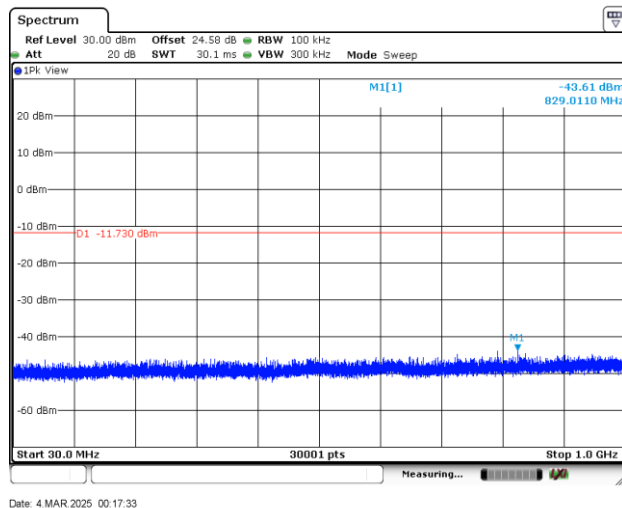
Channel 19

100kHz PSD reference Level Plot

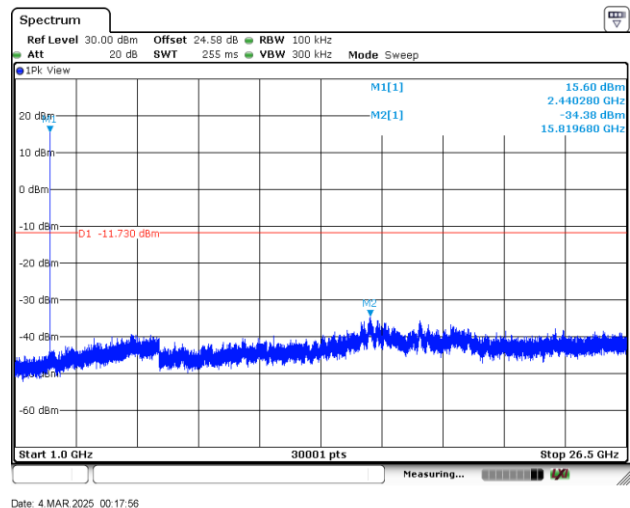


Mid Channel Plot

Spurious Emission 30MHz~1GHz Plot



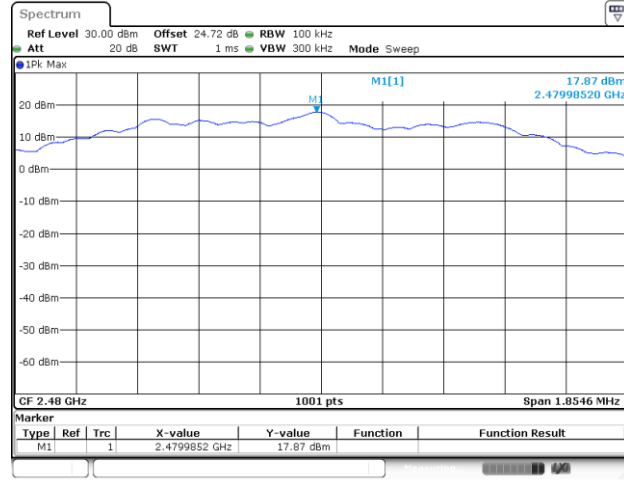
Spurious Emission 1GHz~26.5GHz Plot



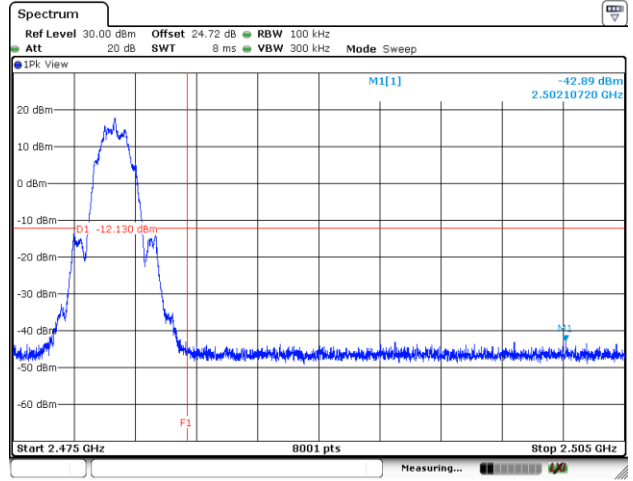


Channel 39

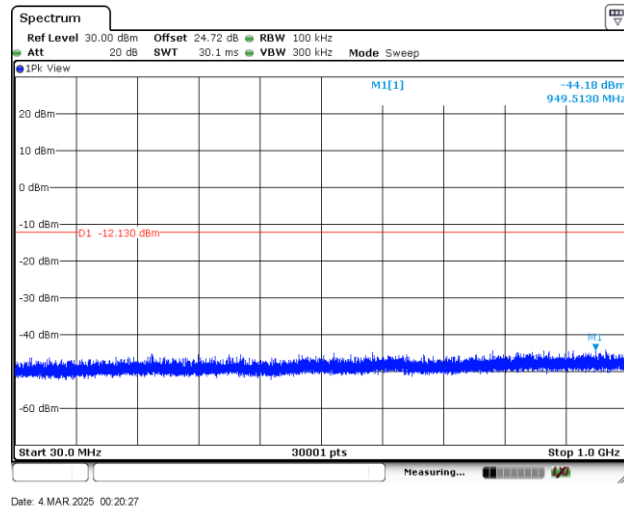
100kHz PSD reference Level Plot



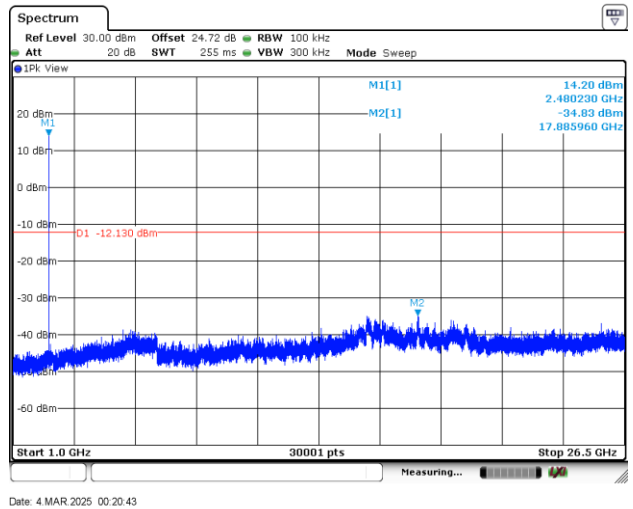
High Channel Plot



Spurious Emission 30MHz~1GHz Plot



Spurious Emission 1GHz~26.5GHz Plot





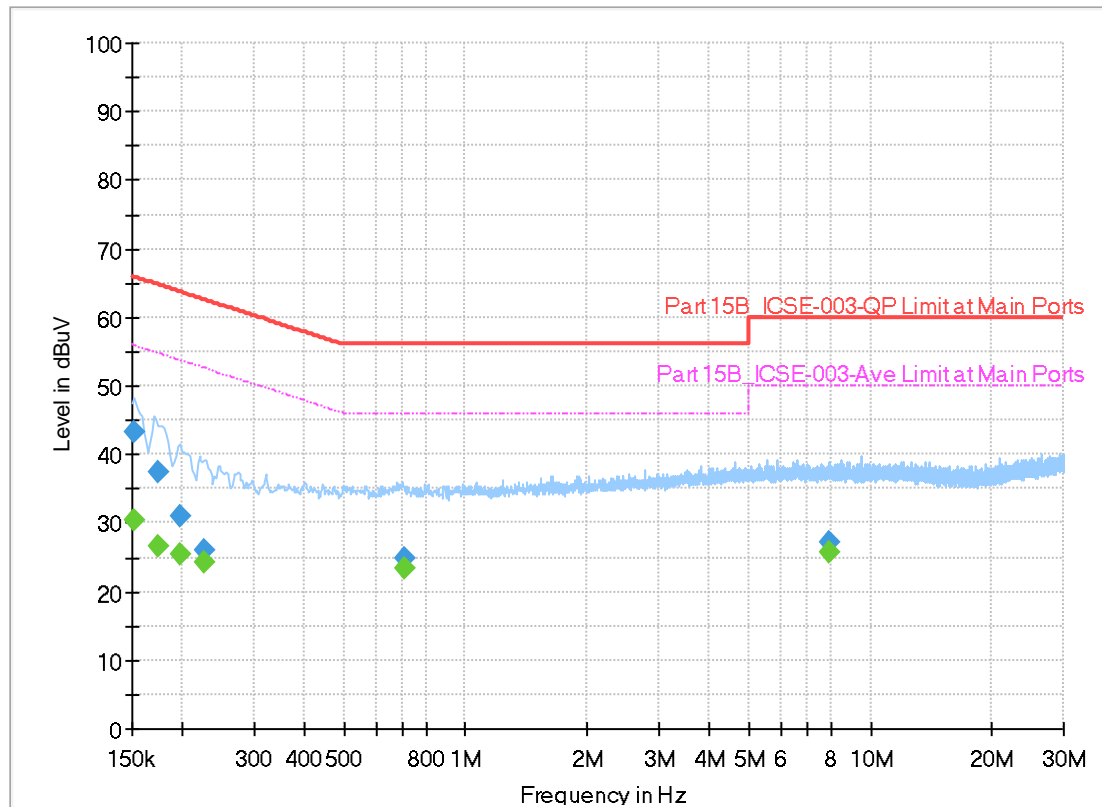
Appendix B. AC Conducted Emission Test Results

Test Engineer :	Calvin Wang	Temperature :	23~26°C
		Relative Humidity :	45~55%

EUT Information

Report NO : 4D1913
 Test Mode : Mode 1
 Test Voltage : 120Vac/60Hz
 Phase : Line

Full Spectrum



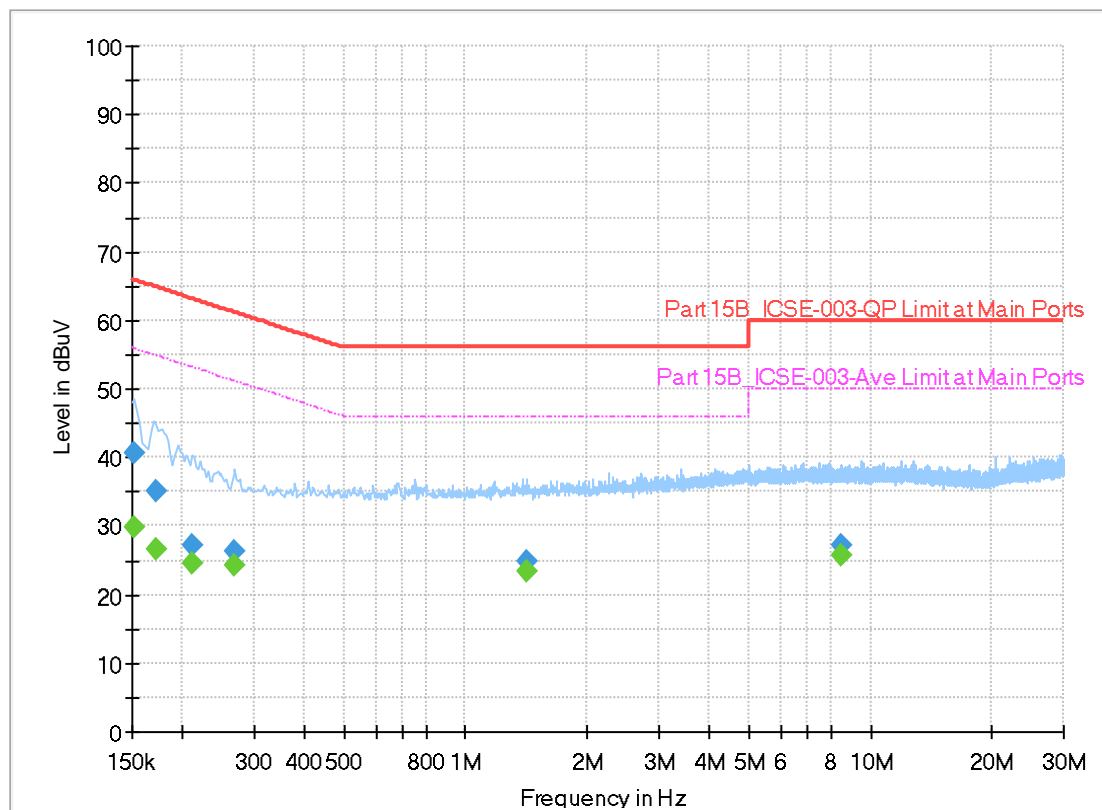
Final_Result

Frequency (MHz)	QuasiPeak (dBuV)	CAverage (dBuV)	Limit (dBuV)	Margin (dB)	Line	Filter	Corr. (dB)
0.152250	---	30.55	55.88	25.33	L1	OFF	19.8
0.152250	43.31	---	65.88	22.57	L1	OFF	19.8
0.174750	---	26.54	54.73	28.19	L1	OFF	19.8
0.174750	37.38	---	64.73	27.35	L1	OFF	19.8
0.197250	---	25.57	53.73	28.16	L1	OFF	19.8
0.197250	31.13	---	63.73	32.60	L1	OFF	19.8
0.226500	---	24.36	52.58	28.22	L1	OFF	19.8
0.226500	26.15	---	62.58	36.43	L1	OFF	19.8
0.705750	---	23.41	46.00	22.59	L1	OFF	19.8
0.705750	24.82	---	56.00	31.18	L1	OFF	19.8
7.923750	---	25.68	50.00	24.32	L1	OFF	20.2
7.923750	27.10	---	60.00	32.90	L1	OFF	20.2

EUT Information

Report NO : 4D1913
 Test Mode : Mode 1
 Test Voltage : 120Vac/60Hz
 Phase : Neutral

Full Spectrum



Final_Result

Frequency (MHz)	QuasiPeak (dBuV)	CAverage (dBuV)	Limit (dBuV)	Margin (dB)	Line	Filter	Corr. (dB)
0.152250	---	29.93	55.88	25.95	N	OFF	19.8
0.152250	40.79	---	65.88	25.09	N	OFF	19.8
0.172500	---	26.52	54.84	28.32	N	OFF	19.8
0.172500	35.14	---	64.84	29.70	N	OFF	19.8
0.210750	---	24.67	53.18	28.51	N	OFF	19.8
0.210750	27.11	---	63.18	36.07	N	OFF	19.8
0.267000	---	24.16	51.21	27.05	N	OFF	19.8
0.267000	26.41	---	61.21	34.80	N	OFF	19.8
1.410000	---	23.50	46.00	22.50	N	OFF	19.8
1.410000	24.96	---	56.00	31.04	N	OFF	19.8
8.457000	---	25.67	50.00	24.33	N	OFF	20.2
8.457000	27.12	---	60.00	32.88	N	OFF	20.2

Appendix C. Radiated Spurious Emission Test Data

Test Engineer:	Jesse Wang, Stan Hsieh and Ken Wu	Relative Humidity:	18.4~21.2°C
		Temperature:	47.6~57.5 %

C1. Radiated Spurious Emission Test Modes

Mode	Band (MHz)	Modulation	Channel	Frequency	Data Rate	RU	Remark
Mode 1	2400-2483.5	Bluetooth-LE	00	2402	1Mbps	-	-
Mode 2	2400-2483.5	Bluetooth-LE	19	2440	1Mbps	-	-
Mode 3	2400-2483.5	Bluetooth-LE	39	2480	1Mbps	-	-
Mode 4	2400-2483.5	Bluetooth-LE	00	2402	2Mbps	-	-
Mode 5	2400-2483.5	Bluetooth-LE	19	2440	2Mbps	-	-
Mode 6	2400-2483.5	Bluetooth-LE	39	2480	2Mbps	-	-
Mode 7	2400-2483.5	Bluetooth-LE	39	2480	2Mbps	-	SHF
Mode 8	2400-2483.5	Bluetooth-LE	39	2480	2Mbps	-	LF

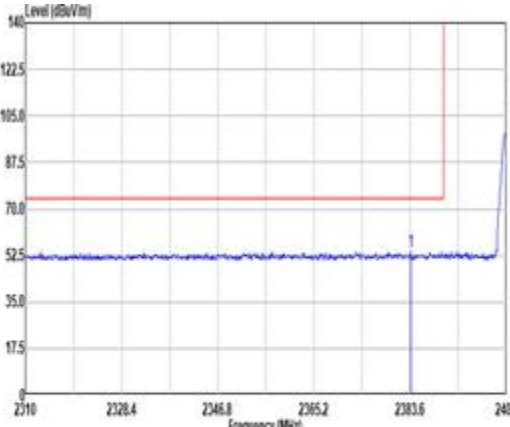
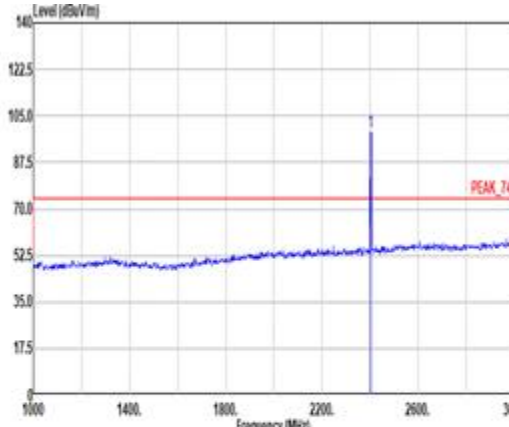
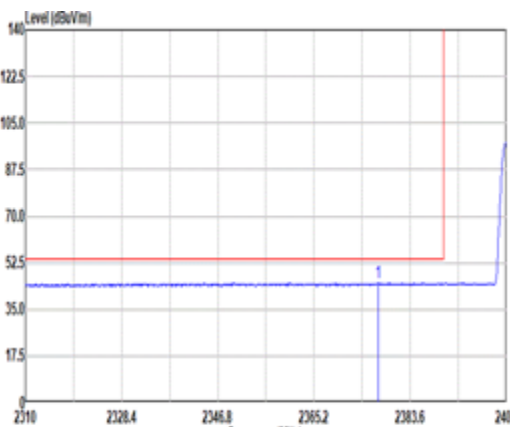
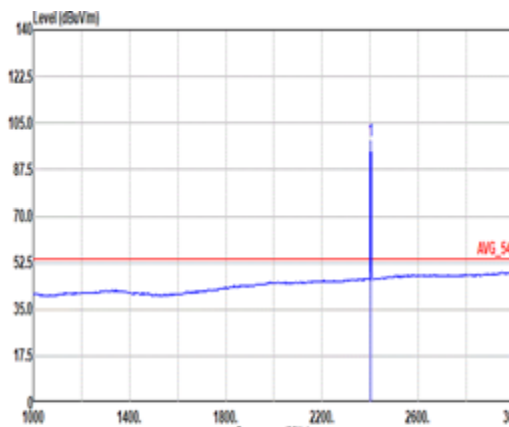
C2. Summary of each worse mode

Mode	Modulation	Ch.	Freq. (MHz)	Level (dBuV/m)	Limit (dBuV/m)	Margin (dB)	Pol.	Peak Avg.	Result	RU	Remark
1	Bluetooth-LE	00	2377.44	45.02	54.00	-8.98	V	Avg.	Pass	-	Band Edge
	Bluetooth-LE	00	4804.00	38.75	54.00	-15.25	V	Avg.	Pass	-	Harmonic
2	Bluetooth-LE	19	2495.98	45.87	54.00	-8.13	V	Avg.	Pass	-	Band Edge
	Bluetooth-LE	19	7320.00	43.24	74.00	-30.76	H	Peak	Pass	-	Harmonic
3	Bluetooth-LE	39	2490.48	45.85	54.00	-8.15	V	Avg.	Pass	-	Band Edge
	Bluetooth-LE	39	7440.00	42.72	74.00	-31.28	H	Peak	Pass	-	Harmonic
4	Bluetooth-LE	00	2385.72	45.77	54.00	-8.23	V	Avg.	Pass	-	Band Edge
	Bluetooth-LE	00	4804.00	38.05	54.00	-15.95	V	Avg.	Pass	-	Harmonic
5	Bluetooth-LE	19	2492.14	46.75	54.00	-7.25	V	Avg.	Pass	-	Band Edge
	Bluetooth-LE	19	7320.00	41.53	74.00	-32.47	V	Peak	Pass	-	Harmonic
6	Bluetooth-LE	39	2496.18	47.05	54.00	-6.95	V	Avg.	Pass	-	Band Edge
	Bluetooth-LE	39	7440.00	41.50	74.00	-32.50	V	Peak	Pass	-	Harmonic
7	Bluetooth-LE	39	24937.00	39.21	74.00	-34.79	V	Peak	Pass	-	SHF
8	Bluetooth-LE	39	30.97	31.32	40.00	-8.68	V	Peak	Pass	-	LF



Mode	1																																																																																																					
	Band Edge																																																																																																					
	2400-2483.5_Bluetooth-LE_CH00_2402MHz																																																																																																					
Pol.	Horizontal	Fundamental																																																																																																				
Peak	<div><p>Site : 03CH07-HY Condition: PEAK_74 3m HF_ANT_00075962 HORIZONTAL : RBW:1000.000kHz VBW:3000.000kHz SUT:Auto</p><table><thead><tr><th></th><th>Limit</th><th>Read</th><th>Ant</th><th>Cable</th><th>Preamp</th><th>Aux</th><th>APos</th><th>TPos</th><th></th></tr><tr><th>Freq</th><th>Level</th><th>Line</th><th>Margin</th><th>Level</th><th>Factor</th><th>Loss</th><th>Factor</th><th>Factor</th><th>Remark</th></tr><tr><th>MHz</th><th>dBV/m</th><th>dBV/m</th><th>dB</th><th>dBV</th><th>dB/m</th><th>dB</th><th>dB</th><th>dB</th><th>cm</th></tr></thead><tbody><tr><td>1 2344.07</td><td>54.72</td><td>74.00</td><td>-19.28</td><td>30.00</td><td>32.00</td><td>0.20</td><td>34.34</td><td>9.90</td><td>240</td></tr><tr><td></td><td></td><td></td><td></td><td></td><td></td><td></td><td></td><td></td><td>150 PEAK</td></tr></tbody></table></div>		Limit	Read	Ant	Cable	Preamp	Aux	APos	TPos		Freq	Level	Line	Margin	Level	Factor	Loss	Factor	Factor	Remark	MHz	dBV/m	dBV/m	dB	dBV	dB/m	dB	dB	dB	cm	1 2344.07	54.72	74.00	-19.28	30.00	32.00	0.20	34.34	9.90	240										150 PEAK	<div><p>Site : 03CH07-HY Condition: PEAK_74 3m HF_ANT_00075962 HORIZONTAL : RBW:1000.000kHz VBW:3000.000kHz SUT:Auto</p><table><thead><tr><th></th><th>Limit</th><th>Read</th><th>Ant</th><th>Cable</th><th>Preamp</th><th>Aux</th><th>APos</th><th>TPos</th><th></th></tr><tr><th>Freq</th><th>Level</th><th>Line</th><th>Margin</th><th>Level</th><th>Factor</th><th>Loss</th><th>Factor</th><th>Factor</th><th>Remark</th></tr><tr><th>MHz</th><th>dBV/m</th><th>dBV/m</th><th>dB</th><th>dBV</th><th>dB/m</th><th>dB</th><th>dB</th><th>dB</th><th>cm</th></tr></thead><tbody><tr><td>1 2402.00</td><td>102.00</td><td>-----</td><td>-----</td><td>85.92</td><td>32.10</td><td>0.39</td><td>34.31</td><td>9.90</td><td>240</td></tr><tr><td></td><td></td><td></td><td></td><td></td><td></td><td></td><td></td><td></td><td>150 PEAK</td></tr></tbody></table></div>		Limit	Read	Ant	Cable	Preamp	Aux	APos	TPos		Freq	Level	Line	Margin	Level	Factor	Loss	Factor	Factor	Remark	MHz	dBV/m	dBV/m	dB	dBV	dB/m	dB	dB	dB	cm	1 2402.00	102.00	-----	-----	85.92	32.10	0.39	34.31	9.90	240										150 PEAK
		Limit	Read	Ant	Cable	Preamp	Aux	APos	TPos																																																																																													
Freq	Level	Line	Margin	Level	Factor	Loss	Factor	Factor	Remark																																																																																													
MHz	dBV/m	dBV/m	dB	dBV	dB/m	dB	dB	dB	cm																																																																																													
1 2344.07	54.72	74.00	-19.28	30.00	32.00	0.20	34.34	9.90	240																																																																																													
									150 PEAK																																																																																													
	Limit	Read	Ant	Cable	Preamp	Aux	APos	TPos																																																																																														
Freq	Level	Line	Margin	Level	Factor	Loss	Factor	Factor	Remark																																																																																													
MHz	dBV/m	dBV/m	dB	dBV	dB/m	dB	dB	dB	cm																																																																																													
1 2402.00	102.00	-----	-----	85.92	32.10	0.39	34.31	9.90	240																																																																																													
									150 PEAK																																																																																													
Avg	<div><p>Site : 03CH07-HY Condition: AVG_54 3m HF_ANT_00075962 HORIZONTAL : RBW:1000.000kHz VBW:3.000kHz SUT:Auto</p><table><thead><tr><th></th><th>Limit</th><th>Read</th><th>Ant</th><th>Cable</th><th>Preamp</th><th>Aux</th><th>APos</th><th>TPos</th><th></th></tr><tr><th>Freq</th><th>Level</th><th>Line</th><th>Margin</th><th>Level</th><th>Factor</th><th>Loss</th><th>Factor</th><th>Factor</th><th>Remark</th></tr><tr><th>MHz</th><th>dBV/m</th><th>dBV/m</th><th>dB</th><th>dBV</th><th>dB/m</th><th>dB</th><th>dB</th><th>dB</th><th>cm</th></tr></thead><tbody><tr><td>1 2388.20</td><td>44.06</td><td>54.00</td><td>-9.14</td><td>20.02</td><td>32.10</td><td>0.36</td><td>34.32</td><td>9.90</td><td>240</td></tr><tr><td></td><td></td><td></td><td></td><td></td><td></td><td></td><td></td><td></td><td>150 AVERAGE</td></tr></tbody></table></div>		Limit	Read	Ant	Cable	Preamp	Aux	APos	TPos		Freq	Level	Line	Margin	Level	Factor	Loss	Factor	Factor	Remark	MHz	dBV/m	dBV/m	dB	dBV	dB/m	dB	dB	dB	cm	1 2388.20	44.06	54.00	-9.14	20.02	32.10	0.36	34.32	9.90	240										150 AVERAGE	<div><p>Site : 03CH07-HY Condition: AVG_54 3m HF_ANT_00075962 HORIZONTAL : RBW:1000.000kHz VBW:3.000kHz SUT:Auto</p><table><thead><tr><th></th><th>Limit</th><th>Read</th><th>Ant</th><th>Cable</th><th>Preamp</th><th>Aux</th><th>APos</th><th>TPos</th><th></th></tr><tr><th>Freq</th><th>Level</th><th>Line</th><th>Margin</th><th>Level</th><th>Factor</th><th>Loss</th><th>Factor</th><th>Factor</th><th>Remark</th></tr><tr><th>MHz</th><th>dBV/m</th><th>dBV/m</th><th>dB</th><th>dBV</th><th>dB/m</th><th>dB</th><th>dB</th><th>dB</th><th>cm</th></tr></thead><tbody><tr><td>1 2402.00</td><td>101.43</td><td>-----</td><td>-----</td><td>85.36</td><td>32.10</td><td>0.30</td><td>34.31</td><td>9.90</td><td>240</td></tr><tr><td></td><td></td><td></td><td></td><td></td><td></td><td></td><td></td><td></td><td>150 AVERAGE</td></tr></tbody></table></div>		Limit	Read	Ant	Cable	Preamp	Aux	APos	TPos		Freq	Level	Line	Margin	Level	Factor	Loss	Factor	Factor	Remark	MHz	dBV/m	dBV/m	dB	dBV	dB/m	dB	dB	dB	cm	1 2402.00	101.43	-----	-----	85.36	32.10	0.30	34.31	9.90	240										150 AVERAGE
	Limit	Read	Ant	Cable	Preamp	Aux	APos	TPos																																																																																														
Freq	Level	Line	Margin	Level	Factor	Loss	Factor	Factor	Remark																																																																																													
MHz	dBV/m	dBV/m	dB	dBV	dB/m	dB	dB	dB	cm																																																																																													
1 2388.20	44.06	54.00	-9.14	20.02	32.10	0.36	34.32	9.90	240																																																																																													
									150 AVERAGE																																																																																													
	Limit	Read	Ant	Cable	Preamp	Aux	APos	TPos																																																																																														
Freq	Level	Line	Margin	Level	Factor	Loss	Factor	Factor	Remark																																																																																													
MHz	dBV/m	dBV/m	dB	dBV	dB/m	dB	dB	dB	cm																																																																																													
1 2402.00	101.43	-----	-----	85.36	32.10	0.30	34.31	9.90	240																																																																																													
									150 AVERAGE																																																																																													



Mode	1																																																																																	
	Band Edge																																																																																	
	2400-2483.5_Bluetooth-LE_CH00_2402MHz																																																																																	
Pol.	Vertical	Fundamental																																																																																
Peak	<div><p>Site : 03CH07-HY Condition: PEAK_BE_74 3m HF_ANT_00075962 VERTICAL : RBW:1000.000kHz VBW:3000.000kHz SUT:Auto</p><table><thead><tr><th></th><th>Limit</th><th>Read</th><th>Ant</th><th>Cable</th><th>Preamp</th><th>Aux</th><th>APos</th><th>TPos</th><th>Remark</th></tr><tr><th>Freq</th><th>Level</th><th>Line Margin</th><th>Level Factor</th><th>Loss Factor</th><th>Factor</th><th>Factor</th><th></th><th></th><th></th></tr><tr><th>MHz</th><th>dBuV/m</th><th>dBuV/m</th><th>dB</th><th>dBuV</th><th>dB/m</th><th>dB</th><th>dB</th><th>cm</th><th>deg</th></tr></thead><tbody><tr><td>1 2383.70</td><td>54.89</td><td>74.00</td><td>-19.91</td><td>10.06</td><td>32.18</td><td>8.35</td><td>34.32</td><td>9.90</td><td>200 211 PEAK</td></tr></tbody></table></div>		Limit	Read	Ant	Cable	Preamp	Aux	APos	TPos	Remark	Freq	Level	Line Margin	Level Factor	Loss Factor	Factor	Factor				MHz	dBuV/m	dBuV/m	dB	dBuV	dB/m	dB	dB	cm	deg	1 2383.70	54.89	74.00	-19.91	10.06	32.18	8.35	34.32	9.90	200 211 PEAK	<div><p>Site : 03CH07-HY Condition: PEAK_74 3m HF_ANT_00075962 VERTICAL : RBW:1000.000kHz VBW:3000.000kHz SUT:Auto</p><table><thead><tr><th></th><th>Limit</th><th>Read</th><th>Ant</th><th>Cable</th><th>Preamp</th><th>Aux</th><th>APos</th><th>TPos</th><th>Remark</th></tr><tr><th>Freq</th><th>Level</th><th>Line Margin</th><th>Level Factor</th><th>Loss Factor</th><th>Factor</th><th>Factor</th><th></th><th></th><th></th></tr><tr><th>MHz</th><th>dBuV/m</th><th>dBuV/m</th><th>dB</th><th>dBuV</th><th>dB/m</th><th>dB</th><th>dB</th><th>cm</th><th>deg</th></tr></thead><tbody><tr><td>1 2402.00</td><td>98.84</td><td>-----</td><td>82.76</td><td>32.18</td><td>8.39</td><td>34.31</td><td>9.90</td><td>200</td><td>211 PEAK</td></tr></tbody></table></div>		Limit	Read	Ant	Cable	Preamp	Aux	APos	TPos	Remark	Freq	Level	Line Margin	Level Factor	Loss Factor	Factor	Factor				MHz	dBuV/m	dBuV/m	dB	dBuV	dB/m	dB	dB	cm	deg	1 2402.00	98.84	-----	82.76	32.18	8.39	34.31	9.90	200	211 PEAK
		Limit	Read	Ant	Cable	Preamp	Aux	APos	TPos	Remark																																																																								
Freq	Level	Line Margin	Level Factor	Loss Factor	Factor	Factor																																																																												
MHz	dBuV/m	dBuV/m	dB	dBuV	dB/m	dB	dB	cm	deg																																																																									
1 2383.70	54.89	74.00	-19.91	10.06	32.18	8.35	34.32	9.90	200 211 PEAK																																																																									
	Limit	Read	Ant	Cable	Preamp	Aux	APos	TPos	Remark																																																																									
Freq	Level	Line Margin	Level Factor	Loss Factor	Factor	Factor																																																																												
MHz	dBuV/m	dBuV/m	dB	dBuV	dB/m	dB	dB	cm	deg																																																																									
1 2402.00	98.84	-----	82.76	32.18	8.39	34.31	9.90	200	211 PEAK																																																																									
Avg	<div><p>Site : 03CH07-HY Condition: AVG_BE_54 3m HF_ANT_00075962 VERTICAL : RBW:1000.000kHz VBW:3.000kHz SUT:Auto</p><table><thead><tr><th></th><th>Limit</th><th>Read</th><th>Ant</th><th>Cable</th><th>Preamp</th><th>Aux</th><th>APos</th><th>TPos</th><th>Remark</th></tr><tr><th>Freq</th><th>Level</th><th>Line Margin</th><th>Level Factor</th><th>Loss Factor</th><th>Factor</th><th>Factor</th><th></th><th></th><th></th></tr><tr><th>MHz</th><th>dBuV/m</th><th>dBuV/m</th><th>dB</th><th>dBuV</th><th>dB/m</th><th>dB</th><th>dB</th><th>cm</th><th>deg</th></tr></thead><tbody><tr><td>1 2377.44</td><td>45.82</td><td>54.00</td><td>-8.90</td><td>29.03</td><td>32.07</td><td>8.34</td><td>34.32</td><td>9.90</td><td>200 211 AVERAGE</td></tr></tbody></table></div>		Limit	Read	Ant	Cable	Preamp	Aux	APos	TPos	Remark	Freq	Level	Line Margin	Level Factor	Loss Factor	Factor	Factor				MHz	dBuV/m	dBuV/m	dB	dBuV	dB/m	dB	dB	cm	deg	1 2377.44	45.82	54.00	-8.90	29.03	32.07	8.34	34.32	9.90	200 211 AVERAGE	<div><p>Site : 03CH07-HY Condition: AVG_54 3m HF_ANT_00075962 VERTICAL : RBW:1000.000kHz VBW:3.000kHz SUT:Auto</p><table><thead><tr><th></th><th>Limit</th><th>Read</th><th>Ant</th><th>Cable</th><th>Preamp</th><th>Aux</th><th>APos</th><th>TPos</th><th>Remark</th></tr><tr><th>Freq</th><th>Level</th><th>Line Margin</th><th>Level Factor</th><th>Loss Factor</th><th>Factor</th><th>Factor</th><th></th><th></th><th></th></tr><tr><th>MHz</th><th>dBuV/m</th><th>dBuV/m</th><th>dB</th><th>dBuV</th><th>dB/m</th><th>dB</th><th>dB</th><th>cm</th><th>deg</th></tr></thead><tbody><tr><td>1 2402.00</td><td>98.21</td><td>-----</td><td>82.14</td><td>32.18</td><td>8.38</td><td>34.31</td><td>9.90</td><td>200</td><td>211 AVERAGE</td></tr></tbody></table></div>		Limit	Read	Ant	Cable	Preamp	Aux	APos	TPos	Remark	Freq	Level	Line Margin	Level Factor	Loss Factor	Factor	Factor				MHz	dBuV/m	dBuV/m	dB	dBuV	dB/m	dB	dB	cm	deg	1 2402.00	98.21	-----	82.14	32.18	8.38	34.31	9.90	200	211 AVERAGE
	Limit	Read	Ant	Cable	Preamp	Aux	APos	TPos	Remark																																																																									
Freq	Level	Line Margin	Level Factor	Loss Factor	Factor	Factor																																																																												
MHz	dBuV/m	dBuV/m	dB	dBuV	dB/m	dB	dB	cm	deg																																																																									
1 2377.44	45.82	54.00	-8.90	29.03	32.07	8.34	34.32	9.90	200 211 AVERAGE																																																																									
	Limit	Read	Ant	Cable	Preamp	Aux	APos	TPos	Remark																																																																									
Freq	Level	Line Margin	Level Factor	Loss Factor	Factor	Factor																																																																												
MHz	dBuV/m	dBuV/m	dB	dBuV	dB/m	dB	dB	cm	deg																																																																									
1 2402.00	98.21	-----	82.14	32.18	8.38	34.31	9.90	200	211 AVERAGE																																																																									



1

Mode

Harmonic

2400-2483.5_Bluetooth-LE_CH00_2402MHz

Pol.

Horizontal

Vertical

Peak

Avg

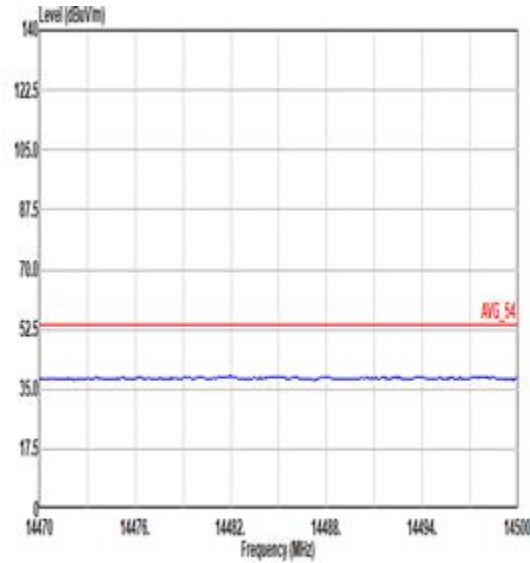
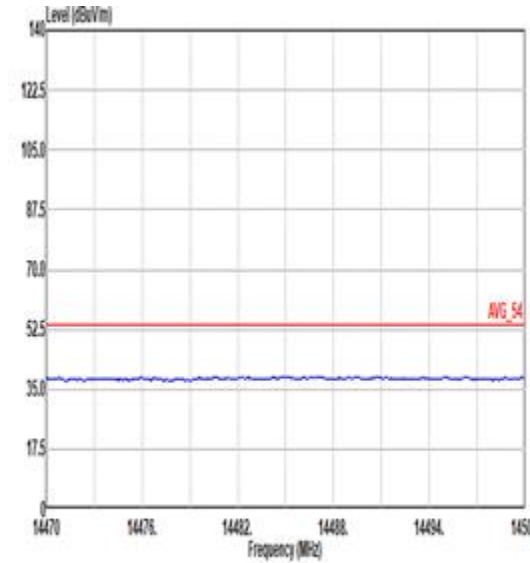
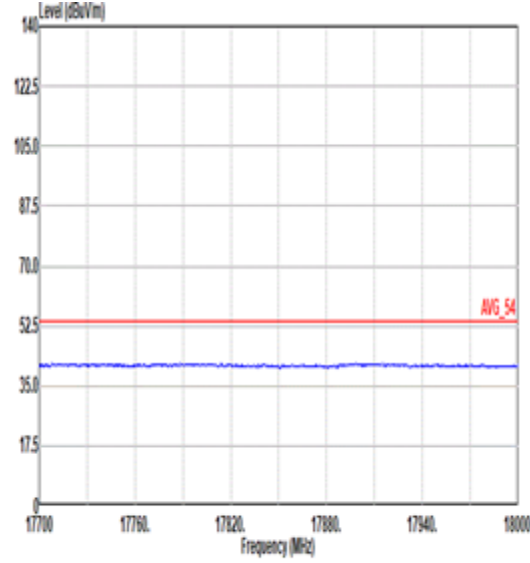
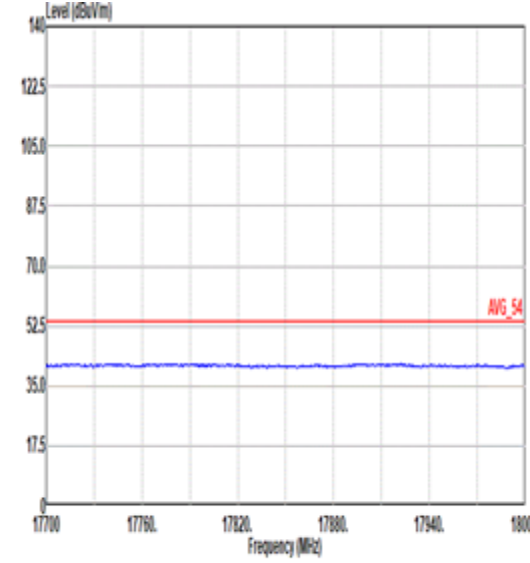
Site : 83CH07-HY
Condition: PEAK_74 3m HF_ANT_00075962 HORIZONTAL

	Limit	Read	Ant	Cable	Preamp	Aux	APos	TPos			
Freq	Level	Line	Margin	Level	Factor	Loss	Factor	Factor	Remark		
MHz	dBV/m	dBV/m	dB	dBV	dB/m	dB	dB	dB	cm	deg	
1	4084.00	41.83	74.00	-32.17	53.83	34.29	11.93	59.19	0.97	--	PEAK

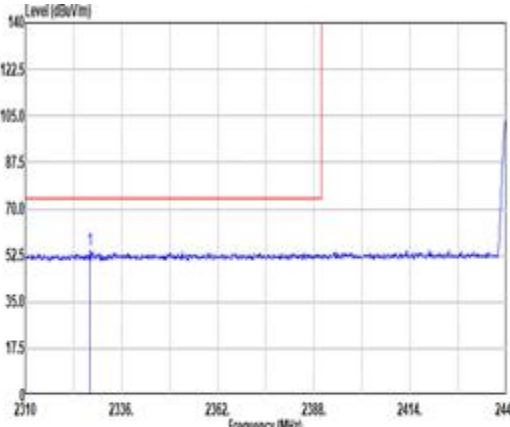
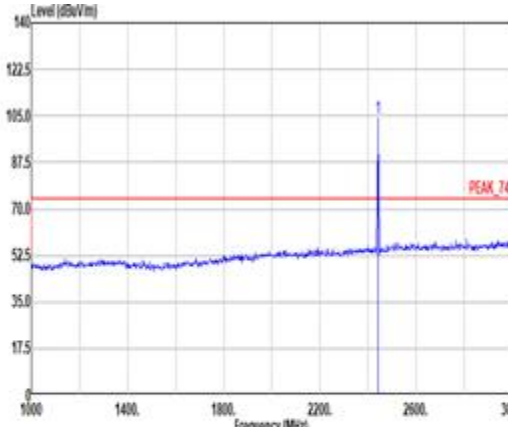
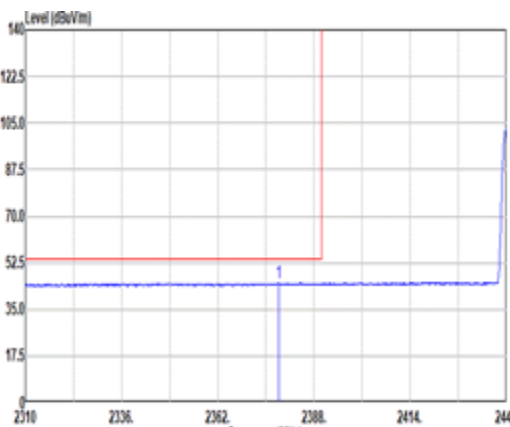
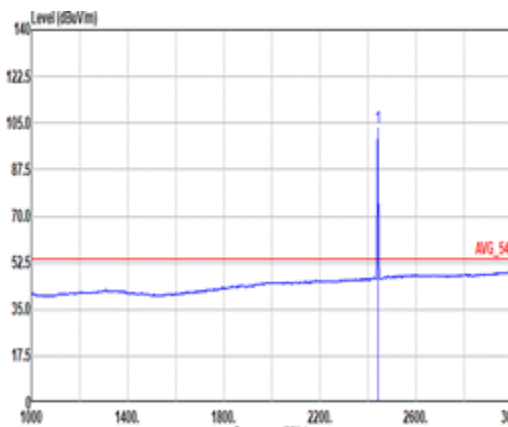
Site : 83CH07-HY
Condition: PEAK_74 3m HF_ANT_00075962 VERTICAL

	Limit	Read	Ant	Cable	Preamp	Aux	APos	TPos			
Freq	Level	Line	Margin	Level	Factor	Loss	Factor	Factor	Remark		
MHz	dBV/m	dBV/m	dB	dBV	dB/m	dB	dB	dB	cm	deg	
1	4084.00	43.86	74.00	-30.14	55.86	34.29	11.93	59.19	0.97	200	173 PEAK
2	4084.00	38.75	54.00	-15.25	58.75	34.29	11.93	59.19	0.97	200	173 Average

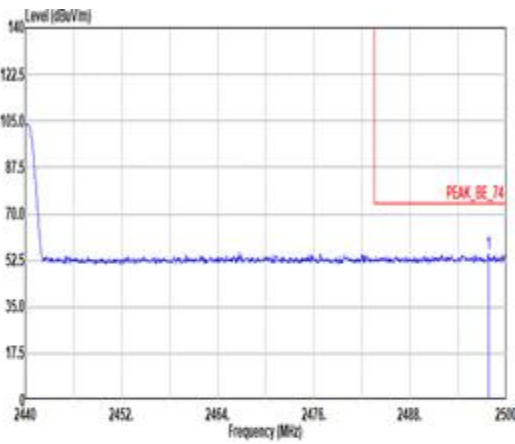
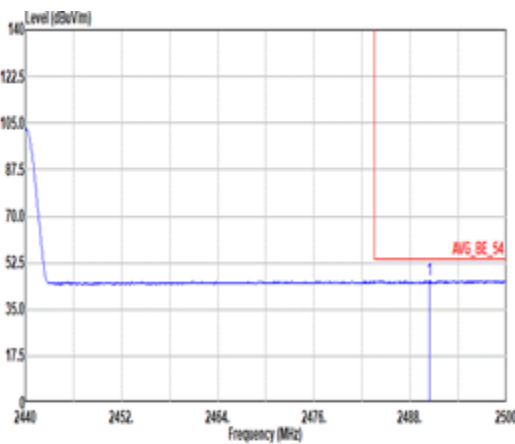


Mode	1	
	Harmonic	
	2400-2483.5_Bluetooth-LE_CH00_2402MHz	
Pol.	Horizontal	Vertical
14.47G ~14.5G Avg	 <p>Site : 83CH07-HY Condition: AVG_54 3m HF_ANT_00075962 HORIZONTAL</p>	 <p>Site : 83CH07-HY Condition: AVG_54 3m HF_ANT_00075962 VERTICAL</p>
17.7G ~18G Avg	 <p>Site : 83CH07-HY Condition: AVG_54 3m HF_ANT_00075962 HORIZONTAL</p>	 <p>Site : 83CH07-HY Condition: AVG_54 3m HF_ANT_00075962 VERTICAL</p>

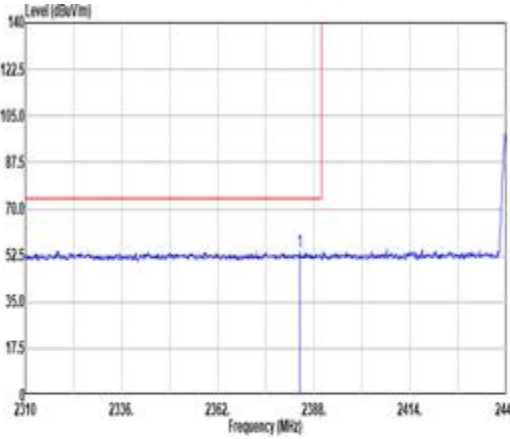
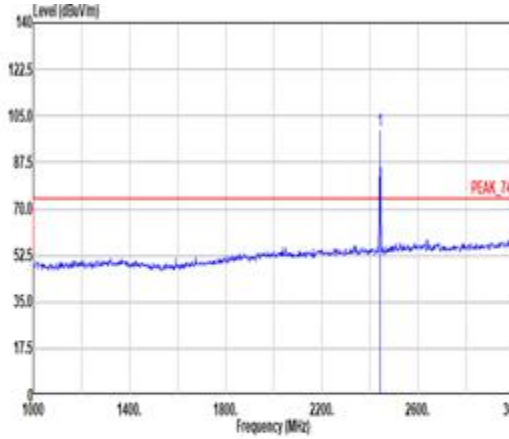
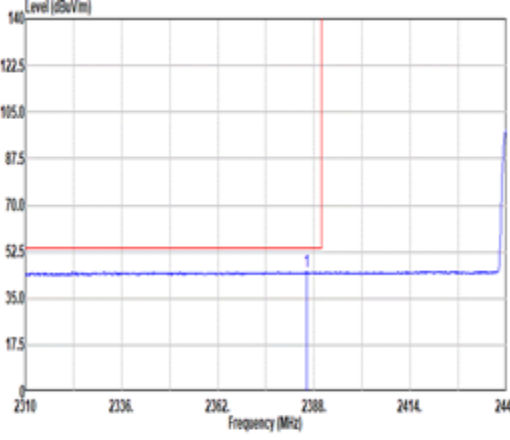
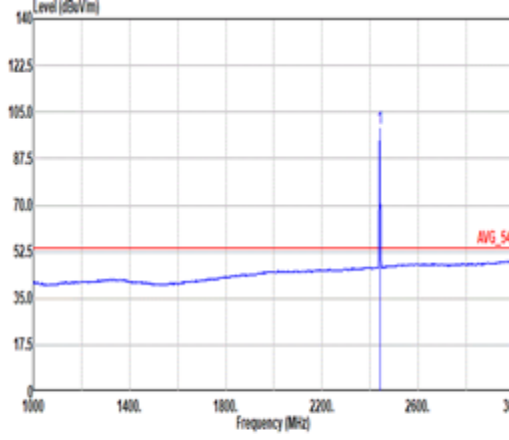


Mode	2																																																																																	
	Band Edge - L																																																																																	
	2400-2483.5_Bluetooth-LE_CH19_2440MHz																																																																																	
Pol.	Horizontal	Fundamental																																																																																
Peak	<div><p>Site : 03CH07-HY Condition: PEAK_BE_74 3m HF_ANT_00075962 HORIZONTAL : RBW:1000.000kHz VBW:3000.000kHz SUT:Auto</p><table><thead><tr><th></th><th>Limit</th><th>Read</th><th>Ant</th><th>Cable</th><th>Preamp</th><th>Aux</th><th>APos</th><th>TPos</th><th>Remark</th></tr><tr><th>Freq</th><th>Level</th><th>Line Margin</th><th>Level Factor</th><th>Loss Factor</th><th>Factor</th><th></th><th></th><th></th><th></th></tr><tr><th>MHz</th><th>dBuV/m</th><th>dBuV/m</th><th>dB</th><th>dBuV</th><th>dB/m</th><th>dB</th><th>dB</th><th>cm</th><th>deg</th></tr></thead><tbody><tr><td>1 2327.42</td><td>54.16</td><td>74.00</td><td>-19.84</td><td>30.39</td><td>31.97</td><td>8.25</td><td>34.35</td><td>9.90</td><td>275 156 PEAK</td></tr></tbody></table></div>		Limit	Read	Ant	Cable	Preamp	Aux	APos	TPos	Remark	Freq	Level	Line Margin	Level Factor	Loss Factor	Factor					MHz	dBuV/m	dBuV/m	dB	dBuV	dB/m	dB	dB	cm	deg	1 2327.42	54.16	74.00	-19.84	30.39	31.97	8.25	34.35	9.90	275 156 PEAK	<div><p>Site : 03CH07-HY Condition: PEAK_74 3m HF_ANT_00075962 HORIZONTAL : RBW:1000.000kHz VBW:3000.000kHz SUT:Auto</p><table><thead><tr><th></th><th>Limit</th><th>Read</th><th>Ant</th><th>Cable</th><th>Preamp</th><th>Aux</th><th>APos</th><th>TPos</th><th>Remark</th></tr><tr><th>Freq</th><th>Level</th><th>Line Margin</th><th>Level Factor</th><th>Loss Factor</th><th>Factor</th><th></th><th></th><th></th><th></th></tr><tr><th>MHz</th><th>dBuV/m</th><th>dBuV/m</th><th>dB</th><th>dBuV</th><th>dB/m</th><th>dB</th><th>dB</th><th>cm</th><th>deg</th></tr></thead><tbody><tr><td>1 2448.00</td><td>183.90</td><td>-----</td><td>87.71</td><td>32.20</td><td>8.45</td><td>34.30</td><td>9.92</td><td>275</td><td>156 PEAK</td></tr></tbody></table></div>		Limit	Read	Ant	Cable	Preamp	Aux	APos	TPos	Remark	Freq	Level	Line Margin	Level Factor	Loss Factor	Factor					MHz	dBuV/m	dBuV/m	dB	dBuV	dB/m	dB	dB	cm	deg	1 2448.00	183.90	-----	87.71	32.20	8.45	34.30	9.92	275	156 PEAK
		Limit	Read	Ant	Cable	Preamp	Aux	APos	TPos	Remark																																																																								
Freq	Level	Line Margin	Level Factor	Loss Factor	Factor																																																																													
MHz	dBuV/m	dBuV/m	dB	dBuV	dB/m	dB	dB	cm	deg																																																																									
1 2327.42	54.16	74.00	-19.84	30.39	31.97	8.25	34.35	9.90	275 156 PEAK																																																																									
	Limit	Read	Ant	Cable	Preamp	Aux	APos	TPos	Remark																																																																									
Freq	Level	Line Margin	Level Factor	Loss Factor	Factor																																																																													
MHz	dBuV/m	dBuV/m	dB	dBuV	dB/m	dB	dB	cm	deg																																																																									
1 2448.00	183.90	-----	87.71	32.20	8.45	34.30	9.92	275	156 PEAK																																																																									
Avg	<div><p>Site : 03CH07-HY Condition: AVG_BE_54 3m HF_ANT_00075962 HORIZONTAL : RBW:1000.000kHz VBW:3.000kHz SUT:Auto</p><table><thead><tr><th></th><th>Limit</th><th>Read</th><th>Ant</th><th>Cable</th><th>Preamp</th><th>Aux</th><th>APos</th><th>TPos</th><th>Remark</th></tr><tr><th>Freq</th><th>Level</th><th>Line Margin</th><th>Level Factor</th><th>Loss Factor</th><th>Factor</th><th></th><th></th><th></th><th></th></tr><tr><th>MHz</th><th>dBuV/m</th><th>dBuV/m</th><th>dB</th><th>dBuV</th><th>dB/m</th><th>dB</th><th>dB</th><th>cm</th><th>deg</th></tr></thead><tbody><tr><td>1 2370.30</td><td>44.92</td><td>54.00</td><td>-9.08</td><td>20.92</td><td>32.00</td><td>8.34</td><td>34.32</td><td>9.90</td><td>275 156 AVERAGE</td></tr></tbody></table></div>		Limit	Read	Ant	Cable	Preamp	Aux	APos	TPos	Remark	Freq	Level	Line Margin	Level Factor	Loss Factor	Factor					MHz	dBuV/m	dBuV/m	dB	dBuV	dB/m	dB	dB	cm	deg	1 2370.30	44.92	54.00	-9.08	20.92	32.00	8.34	34.32	9.90	275 156 AVERAGE	<div><p>Site : 03CH07-HY Condition: AVG_54 3m HF_ANT_00075962 HORIZONTAL : RBW:1000.000kHz VBW:3.000kHz SUT:Auto</p><table><thead><tr><th></th><th>Limit</th><th>Read</th><th>Ant</th><th>Cable</th><th>Preamp</th><th>Aux</th><th>APos</th><th>TPos</th><th>Remark</th></tr><tr><th>Freq</th><th>Level</th><th>Line Margin</th><th>Level Factor</th><th>Loss Factor</th><th>Factor</th><th></th><th></th><th></th><th></th></tr><tr><th>MHz</th><th>dBuV/m</th><th>dBuV/m</th><th>dB</th><th>dBuV</th><th>dB/m</th><th>dB</th><th>dB</th><th>cm</th><th>deg</th></tr></thead><tbody><tr><td>1 2448.00</td><td>183.09</td><td>-----</td><td>86.82</td><td>32.20</td><td>8.45</td><td>34.30</td><td>9.92</td><td>275</td><td>156 AVERAGE</td></tr></tbody></table></div>		Limit	Read	Ant	Cable	Preamp	Aux	APos	TPos	Remark	Freq	Level	Line Margin	Level Factor	Loss Factor	Factor					MHz	dBuV/m	dBuV/m	dB	dBuV	dB/m	dB	dB	cm	deg	1 2448.00	183.09	-----	86.82	32.20	8.45	34.30	9.92	275	156 AVERAGE
		Limit	Read	Ant	Cable	Preamp	Aux	APos	TPos	Remark																																																																								
Freq	Level	Line Margin	Level Factor	Loss Factor	Factor																																																																													
MHz	dBuV/m	dBuV/m	dB	dBuV	dB/m	dB	dB	cm	deg																																																																									
1 2370.30	44.92	54.00	-9.08	20.92	32.00	8.34	34.32	9.90	275 156 AVERAGE																																																																									
	Limit	Read	Ant	Cable	Preamp	Aux	APos	TPos	Remark																																																																									
Freq	Level	Line Margin	Level Factor	Loss Factor	Factor																																																																													
MHz	dBuV/m	dBuV/m	dB	dBuV	dB/m	dB	dB	cm	deg																																																																									
1 2448.00	183.09	-----	86.82	32.20	8.45	34.30	9.92	275	156 AVERAGE																																																																									

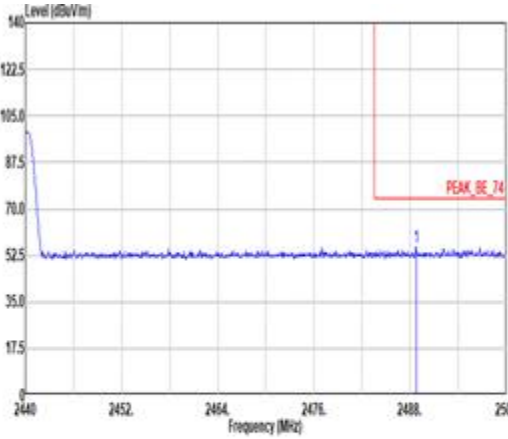
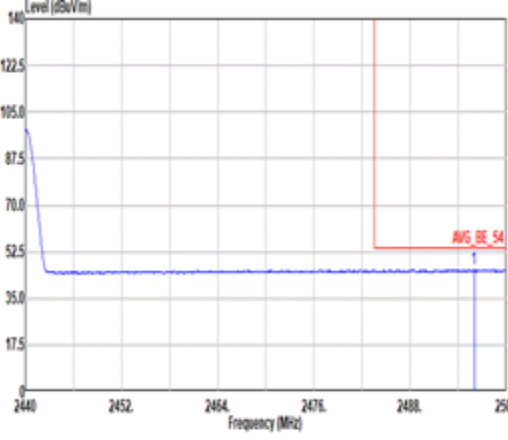


Mode	2																																											
	Band Edge - R																																											
	2400-2483.5_Bluetooth-LE_CH19_2440MHz																																											
Pol.	Horizontal	Fundamental																																										
Peak	<div><p>Site : 83CH87-HY Condition: PEAK_BE_74 3e HF_ANT_00075962 HORIZONTAL : RBW:1000.000kHz VBW:3000.000kHz SUT:Auto</p><table><tr><th>Limit</th><th>Read</th><th>Ant</th><th>Cable</th><th>Preamp</th><th>Aux</th><th>APos</th><th>TPos</th><th>Remark</th></tr><tr><th>Freq</th><th>Level</th><th>Line</th><th>Margin</th><th>Level</th><th>Factor</th><th>Loss</th><th>Factor</th><th>Factor</th><th></th><th></th></tr><tr><th>MHz</th><th>dBV/m</th><th>dBV/m</th><th>dB</th><th>dBV</th><th>dB/m</th><th>dB</th><th>dB</th><th>dB</th><th>cm</th><th>deg</th></tr><tr><td>1 2487.70</td><td>54.95</td><td>74.00</td><td>-19.05</td><td>30.16</td><td>32.50</td><td>0.54</td><td>34.27</td><td>9.94</td><td>275</td><td>156 PEAK</td></tr></table></div>	Limit	Read	Ant	Cable	Preamp	Aux	APos	TPos	Remark	Freq	Level	Line	Margin	Level	Factor	Loss	Factor	Factor			MHz	dBV/m	dBV/m	dB	dBV	dB/m	dB	dB	dB	cm	deg	1 2487.70	54.95	74.00	-19.05	30.16	32.50	0.54	34.27	9.94	275	156 PEAK	Blank
Limit	Read	Ant	Cable	Preamp	Aux	APos	TPos	Remark																																				
Freq	Level	Line	Margin	Level	Factor	Loss	Factor	Factor																																				
MHz	dBV/m	dBV/m	dB	dBV	dB/m	dB	dB	dB	cm	deg																																		
1 2487.70	54.95	74.00	-19.05	30.16	32.50	0.54	34.27	9.94	275	156 PEAK																																		
Avg	<div><p>Site : 83CH87-HY Condition: AVG_BE_54 3e HF_ANT_00075962 HORIZONTAL : RBW:1000.000kHz VBW:3.000kHz SUT:Auto</p><table><tr><th>Limit</th><th>Read</th><th>Ant</th><th>Cable</th><th>Preamp</th><th>Aux</th><th>APos</th><th>TPos</th><th>Remark</th></tr><tr><th>Freq</th><th>Level</th><th>Line</th><th>Margin</th><th>Level</th><th>Factor</th><th>Loss</th><th>Factor</th><th>Factor</th><th></th><th></th></tr><tr><th>MHz</th><th>dBV/m</th><th>dBV/m</th><th>dB</th><th>dBV</th><th>dB/m</th><th>dB</th><th>dB</th><th>dB</th><th>cm</th><th>deg</th></tr><tr><td>1 2480.40</td><td>45.72</td><td>54.00</td><td>-8.28</td><td>29.02</td><td>32.50</td><td>0.53</td><td>34.27</td><td>9.94</td><td>275</td><td>156 AVERAGE</td></tr></table></div>	Limit	Read	Ant	Cable	Preamp	Aux	APos	TPos	Remark	Freq	Level	Line	Margin	Level	Factor	Loss	Factor	Factor			MHz	dBV/m	dBV/m	dB	dBV	dB/m	dB	dB	dB	cm	deg	1 2480.40	45.72	54.00	-8.28	29.02	32.50	0.53	34.27	9.94	275	156 AVERAGE	Blank
Limit	Read	Ant	Cable	Preamp	Aux	APos	TPos	Remark																																				
Freq	Level	Line	Margin	Level	Factor	Loss	Factor	Factor																																				
MHz	dBV/m	dBV/m	dB	dBV	dB/m	dB	dB	dB	cm	deg																																		
1 2480.40	45.72	54.00	-8.28	29.02	32.50	0.53	34.27	9.94	275	156 AVERAGE																																		



Mode	2																																																																																	
	Band Edge - L																																																																																	
	2400-2483.5_Bluetooth-LE_CH19_2440MHz																																																																																	
Pol.	Vertical	Fundamental																																																																																
Peak	<div><p>Site : 03CH07-HY Condition: PEAK_74 3m HF_ANT_00075962 VERTICAL : RBW:1000.000kHz VBW:3000.000kHz SUT:Auto</p><table><thead><tr><th></th><th>Limit</th><th>Read</th><th>Ant</th><th>Cable</th><th>Preamp</th><th>Aux</th><th>APos</th><th>TPos</th><th></th></tr><tr><th>Freq</th><th>Level</th><th>Line Margin</th><th>Level Factor</th><th>Loss Factor</th><th>Factor</th><th>Factor</th><th></th><th></th><th>Remark</th></tr><tr><th>MHz</th><th>dBuV/m</th><th>dBuV/m</th><th>dB</th><th>dBuV</th><th>dB/m</th><th>dB</th><th>dB</th><th>cm</th><th>deg</th></tr></thead><tbody><tr><td>1 2384.18</td><td>54.89</td><td>74.00</td><td>-19.91</td><td>30.06</td><td>32.18</td><td>8.35</td><td>34.32</td><td>9.90</td><td>400 185 PEAK</td></tr></tbody></table></div>		Limit	Read	Ant	Cable	Preamp	Aux	APos	TPos		Freq	Level	Line Margin	Level Factor	Loss Factor	Factor	Factor			Remark	MHz	dBuV/m	dBuV/m	dB	dBuV	dB/m	dB	dB	cm	deg	1 2384.18	54.89	74.00	-19.91	30.06	32.18	8.35	34.32	9.90	400 185 PEAK	<div><p>Site : 03CH07-HY Condition: PEAK_74 3m HF_ANT_00075962 VERTICAL : RBW:1000.000kHz VBW:3000.000kHz SUT:Auto</p><table><thead><tr><th></th><th>Limit</th><th>Read</th><th>Ant</th><th>Cable</th><th>Preamp</th><th>Aux</th><th>APos</th><th>TPos</th><th></th></tr><tr><th>Freq</th><th>Level</th><th>Line Margin</th><th>Level Factor</th><th>Loss Factor</th><th>Factor</th><th>Factor</th><th></th><th></th><th>Remark</th></tr><tr><th>MHz</th><th>dBuV/m</th><th>dBuV/m</th><th>dB</th><th>dBuV</th><th>dB/m</th><th>dB</th><th>dB</th><th>cm</th><th>deg</th></tr></thead><tbody><tr><td>1 2448.00</td><td>99.36</td><td>-----</td><td>-----</td><td>83.89</td><td>32.20</td><td>8.45</td><td>34.30</td><td>9.92</td><td>400 185 PEAK</td></tr></tbody></table></div>		Limit	Read	Ant	Cable	Preamp	Aux	APos	TPos		Freq	Level	Line Margin	Level Factor	Loss Factor	Factor	Factor			Remark	MHz	dBuV/m	dBuV/m	dB	dBuV	dB/m	dB	dB	cm	deg	1 2448.00	99.36	-----	-----	83.89	32.20	8.45	34.30	9.92	400 185 PEAK
		Limit	Read	Ant	Cable	Preamp	Aux	APos	TPos																																																																									
Freq	Level	Line Margin	Level Factor	Loss Factor	Factor	Factor			Remark																																																																									
MHz	dBuV/m	dBuV/m	dB	dBuV	dB/m	dB	dB	cm	deg																																																																									
1 2384.18	54.89	74.00	-19.91	30.06	32.18	8.35	34.32	9.90	400 185 PEAK																																																																									
	Limit	Read	Ant	Cable	Preamp	Aux	APos	TPos																																																																										
Freq	Level	Line Margin	Level Factor	Loss Factor	Factor	Factor			Remark																																																																									
MHz	dBuV/m	dBuV/m	dB	dBuV	dB/m	dB	dB	cm	deg																																																																									
1 2448.00	99.36	-----	-----	83.89	32.20	8.45	34.30	9.92	400 185 PEAK																																																																									
Avg	<div><p>Site : 03CH07-HY Condition: AVG_54 3m HF_ANT_00075962 VERTICAL : RBW:1000.000kHz VBW:3.000kHz SUT:Auto</p><table><thead><tr><th></th><th>Limit</th><th>Read</th><th>Ant</th><th>Cable</th><th>Preamp</th><th>Aux</th><th>APos</th><th>TPos</th><th></th></tr><tr><th>Freq</th><th>Level</th><th>Line Margin</th><th>Level Factor</th><th>Loss Factor</th><th>Factor</th><th>Factor</th><th></th><th></th><th>Remark</th></tr><tr><th>MHz</th><th>dBuV/m</th><th>dBuV/m</th><th>dB</th><th>dBuV</th><th>dB/m</th><th>dB</th><th>dB</th><th>cm</th><th>deg</th></tr></thead><tbody><tr><td>1 2386.05</td><td>45.00</td><td>54.00</td><td>-9.00</td><td>20.97</td><td>32.10</td><td>8.35</td><td>34.32</td><td>9.90</td><td>400 185 AVERAGE</td></tr></tbody></table></div>		Limit	Read	Ant	Cable	Preamp	Aux	APos	TPos		Freq	Level	Line Margin	Level Factor	Loss Factor	Factor	Factor			Remark	MHz	dBuV/m	dBuV/m	dB	dBuV	dB/m	dB	dB	cm	deg	1 2386.05	45.00	54.00	-9.00	20.97	32.10	8.35	34.32	9.90	400 185 AVERAGE	<div><p>Site : 03CH07-HY Condition: AVG_54 3m HF_ANT_00075962 VERTICAL : RBW:1000.000kHz VBW:3.000kHz SUT:Auto</p><table><thead><tr><th></th><th>Limit</th><th>Read</th><th>Ant</th><th>Cable</th><th>Preamp</th><th>Aux</th><th>APos</th><th>TPos</th><th></th></tr><tr><th>Freq</th><th>Level</th><th>Line Margin</th><th>Level Factor</th><th>Loss Factor</th><th>Factor</th><th>Factor</th><th></th><th></th><th>Remark</th></tr><tr><th>MHz</th><th>dBuV/m</th><th>dBuV/m</th><th>dB</th><th>dBuV</th><th>dB/m</th><th>dB</th><th>dB</th><th>cm</th><th>deg</th></tr></thead><tbody><tr><td>1 2448.00</td><td>90.55</td><td>-----</td><td>-----</td><td>82.10</td><td>32.20</td><td>8.45</td><td>34.30</td><td>9.92</td><td>400 185 AVERAGE</td></tr></tbody></table></div>		Limit	Read	Ant	Cable	Preamp	Aux	APos	TPos		Freq	Level	Line Margin	Level Factor	Loss Factor	Factor	Factor			Remark	MHz	dBuV/m	dBuV/m	dB	dBuV	dB/m	dB	dB	cm	deg	1 2448.00	90.55	-----	-----	82.10	32.20	8.45	34.30	9.92	400 185 AVERAGE
	Limit	Read	Ant	Cable	Preamp	Aux	APos	TPos																																																																										
Freq	Level	Line Margin	Level Factor	Loss Factor	Factor	Factor			Remark																																																																									
MHz	dBuV/m	dBuV/m	dB	dBuV	dB/m	dB	dB	cm	deg																																																																									
1 2386.05	45.00	54.00	-9.00	20.97	32.10	8.35	34.32	9.90	400 185 AVERAGE																																																																									
	Limit	Read	Ant	Cable	Preamp	Aux	APos	TPos																																																																										
Freq	Level	Line Margin	Level Factor	Loss Factor	Factor	Factor			Remark																																																																									
MHz	dBuV/m	dBuV/m	dB	dBuV	dB/m	dB	dB	cm	deg																																																																									
1 2448.00	90.55	-----	-----	82.10	32.20	8.45	34.30	9.92	400 185 AVERAGE																																																																									



Mode	2																																											
	Band Edge - R																																											
	2400-2483.5_Bluetooth-LE_CH19_2440MHz																																											
Pol.	Vertical	Fundamental																																										
Peak	<div><p>Site : 803CH07-HY Condition: PEAK_BE_74 3e HF_ANT_00075962 VERTICAL : RBW:1000.000kHz VBW:3000.000kHz SUT:Auto</p><table><tr><th>Limit</th><th>Read</th><th>Ant</th><th>Cable</th><th>Preamp</th><th>Aux</th><th>APos</th><th>TPos</th><th>Remark</th></tr><tr><th>Freq</th><th>Level</th><th>Line</th><th>Margin</th><th>Level</th><th>Factor</th><th>Loss</th><th>Factor</th><th>Factor</th><th></th><th></th></tr><tr><th>MHz</th><th>dBuV/m</th><th>dBuV/m</th><th>dB</th><th>dBuV</th><th>dB/m</th><th>dB</th><th>dB</th><th>dB</th><th>cm</th><th>deg</th></tr><tr><td>1 2488.72</td><td>55.39</td><td>74.00</td><td>-18.61</td><td>32.49</td><td>8.53</td><td>34.27</td><td>9.94</td><td>400</td><td>185</td><td>PEAK</td></tr></table></div>	Limit	Read	Ant	Cable	Preamp	Aux	APos	TPos	Remark	Freq	Level	Line	Margin	Level	Factor	Loss	Factor	Factor			MHz	dBuV/m	dBuV/m	dB	dBuV	dB/m	dB	dB	dB	cm	deg	1 2488.72	55.39	74.00	-18.61	32.49	8.53	34.27	9.94	400	185	PEAK	Blank
Limit	Read	Ant	Cable	Preamp	Aux	APos	TPos	Remark																																				
Freq	Level	Line	Margin	Level	Factor	Loss	Factor	Factor																																				
MHz	dBuV/m	dBuV/m	dB	dBuV	dB/m	dB	dB	dB	cm	deg																																		
1 2488.72	55.39	74.00	-18.61	32.49	8.53	34.27	9.94	400	185	PEAK																																		
Avg	<div><p>Site : 803CH07-HY Condition: AVG_BE_54 3e HF_ANT_00075962 VERTICAL : RBW:1000.000kHz VBW:3.000kHz SUT:Auto</p><table><tr><th>Limit</th><th>Read</th><th>Ant</th><th>Cable</th><th>Preamp</th><th>Aux</th><th>APos</th><th>TPos</th><th>Remark</th></tr><tr><th>Freq</th><th>Level</th><th>Line</th><th>Margin</th><th>Level</th><th>Factor</th><th>Loss</th><th>Factor</th><th>Factor</th><th></th><th></th></tr><tr><th>MHz</th><th>dBuV/m</th><th>dBuV/m</th><th>dB</th><th>dBuV</th><th>dB/m</th><th>dB</th><th>dB</th><th>dB</th><th>cm</th><th>deg</th></tr><tr><td>1 2485.90</td><td>45.87</td><td>54.00</td><td>-8.13</td><td>29.18</td><td>32.56</td><td>8.54</td><td>34.27</td><td>9.94</td><td>400</td><td>185 AVERAGE</td></tr></table></div>	Limit	Read	Ant	Cable	Preamp	Aux	APos	TPos	Remark	Freq	Level	Line	Margin	Level	Factor	Loss	Factor	Factor			MHz	dBuV/m	dBuV/m	dB	dBuV	dB/m	dB	dB	dB	cm	deg	1 2485.90	45.87	54.00	-8.13	29.18	32.56	8.54	34.27	9.94	400	185 AVERAGE	Blank
Limit	Read	Ant	Cable	Preamp	Aux	APos	TPos	Remark																																				
Freq	Level	Line	Margin	Level	Factor	Loss	Factor	Factor																																				
MHz	dBuV/m	dBuV/m	dB	dBuV	dB/m	dB	dB	dB	cm	deg																																		
1 2485.90	45.87	54.00	-8.13	29.18	32.56	8.54	34.27	9.94	400	185 AVERAGE																																		



2

Mode

Harmonic

2400-2483.5_Bluetooth-LE_CH19_2440MHz

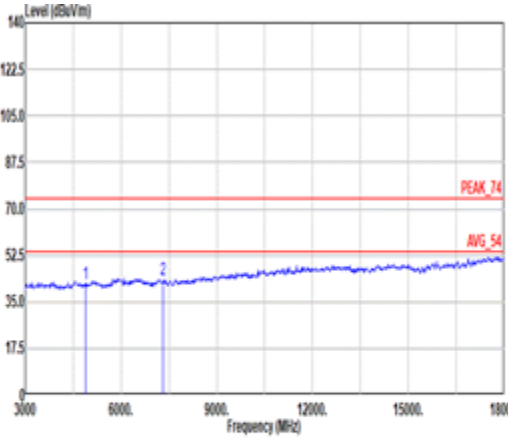
Pol.

Horizontal

Vertical

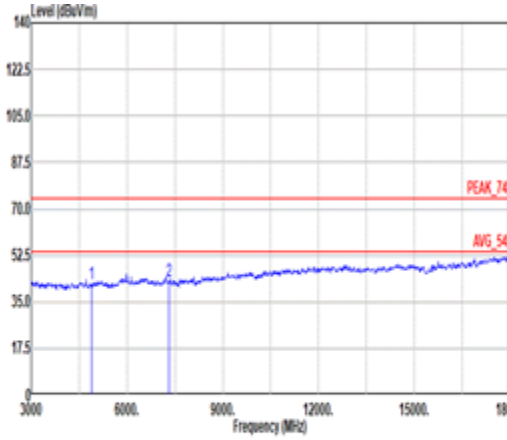
Peak

Avg



Site : 03CH07-HY
Condition: PEAK_74 3m HF_ANT_00075962 HORIZONTAL

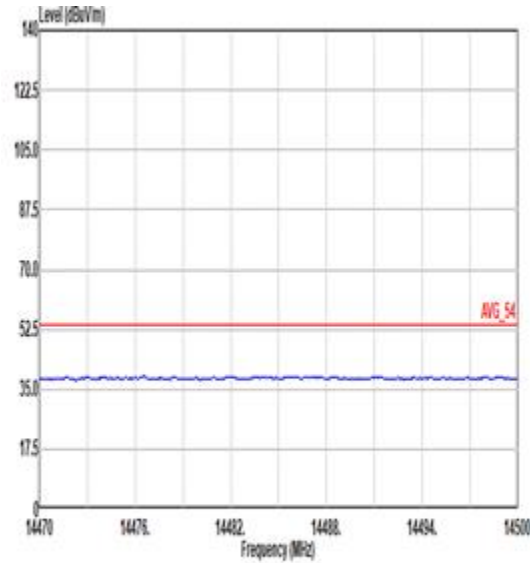
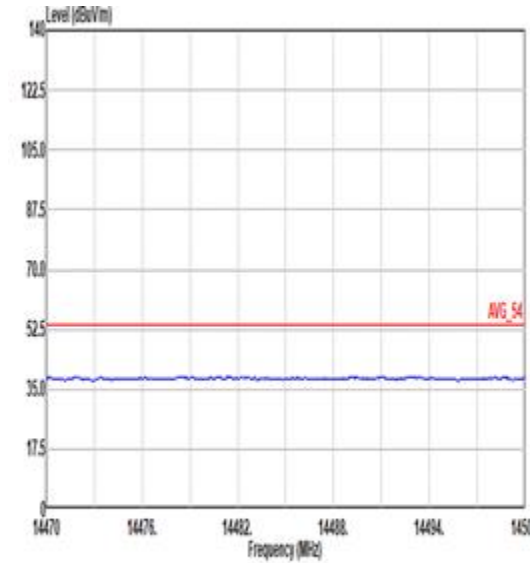
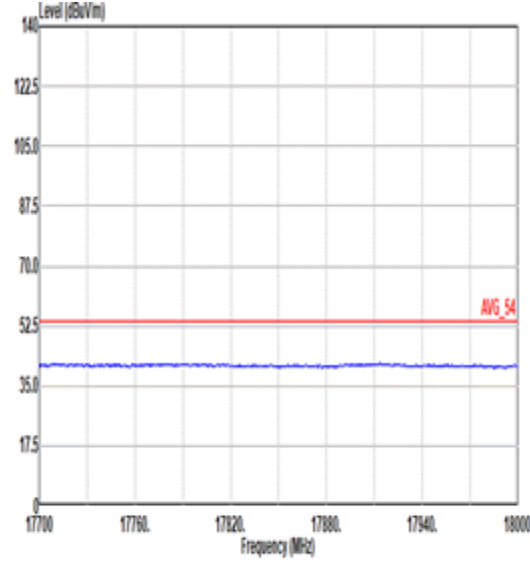
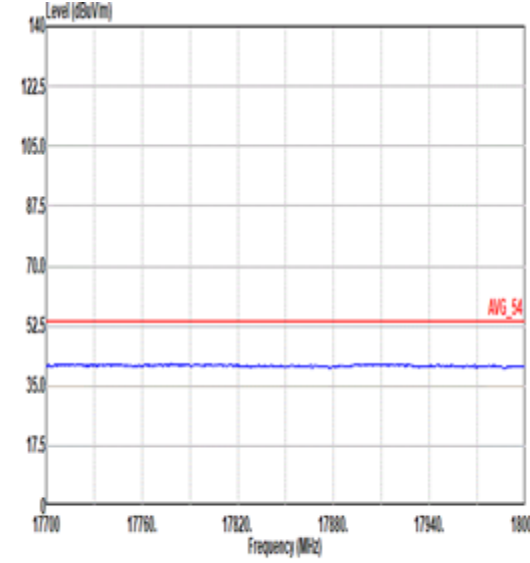
	Limit	Read	Ant	Cable	Preamp	Aux	APos	TPos			
Freq	Level	Line Margin	Level Factor	Loss Factor	Loss Factor	Factor			Remark		
MHz	dBuV/m	dBuV/m	dB	dBuV	dB/m	dB	dB	dB	cm	deg	
1	4000.00	41.65	74.00	-32.35	53.46	34.20	12.83	59.82	0.90	--	PEAK
2	7320.00	43.24	74.00	-30.76	49.56	35.70	14.70	57.74	1.02	--	PEAK



Site : 03CH07-HY
Condition: PEAK_74 3m HF_ANT_00075962 VERTICAL

	Limit	Read	Ant	Cable	Preamp	Aux	APos	TPos			
Freq	Level	Line Margin	Level Factor	Loss Factor	Loss Factor	Factor			Remark		
MHz	dBuV/m	dBuV/m	dB	dBuV	dB/m	dB	dB	dB	cm	deg	
1	4000.00	41.65	74.00	-32.35	53.66	34.20	12.83	59.82	0.90	--	PEAK
2	7320.00	42.87	74.00	-31.13	49.59	35.70	14.70	57.74	1.02	--	PEAK

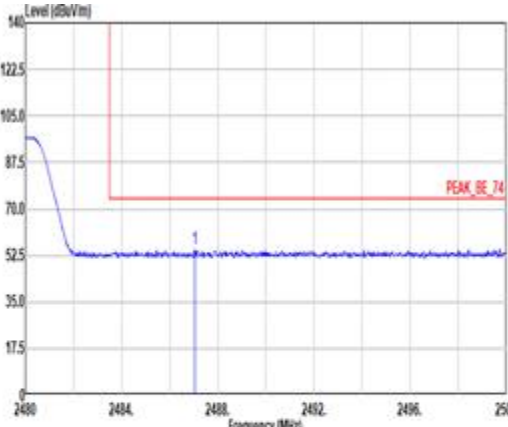
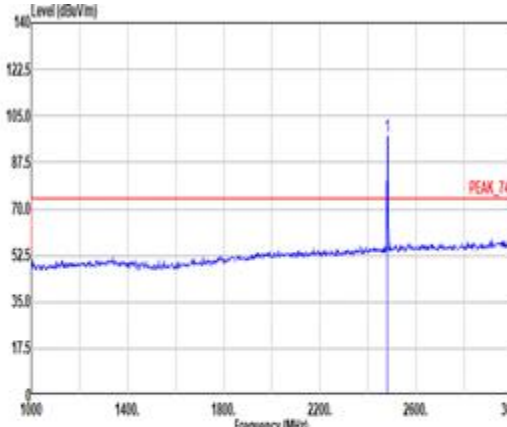
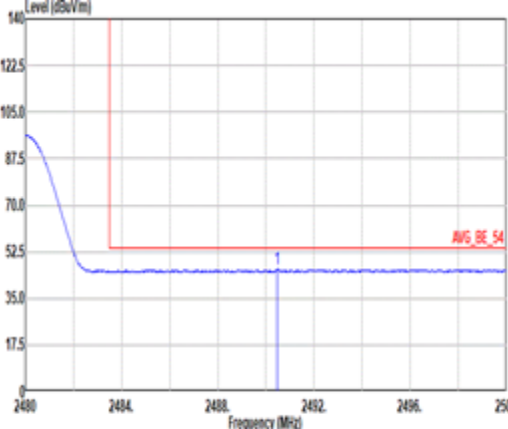
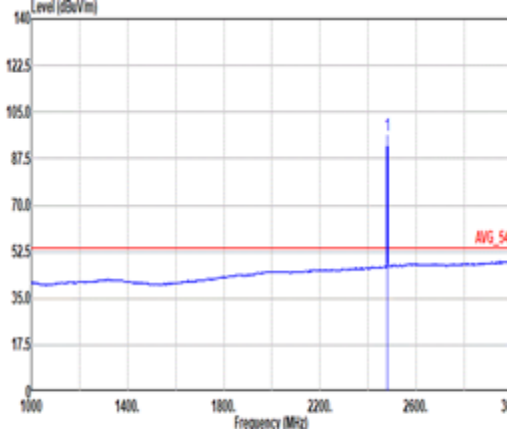


Mode	2	
	Harmonic	
	2400-2483.5_Bluetooth-LE_CH19_2440MHz	
Pol.	Horizontal	Vertical
14.47G ~14.5G Avg	 <p>Site : 83CH07-HY Condition: AVG_54 3m HF_ANT_00075962 HORIZONTAL</p>	 <p>Site : 83CH07-HY Condition: AVG_54 3m HF_ANT_00075962 VERTICAL</p>
17.7G ~18G Avg	 <p>Site : 83CH07-HY Condition: AVG_54 3m HF_ANT_00075962 HORIZONTAL</p>	 <p>Site : 83CH07-HY Condition: AVG_54 3m HF_ANT_00075962 VERTICAL</p>



Mode	3																																																																																	
	Band Edge																																																																																	
	2400-2483.5_Bluetooth-LE_CH39_2480MHz																																																																																	
Pol.	Horizontal	Fundamental																																																																																
Peak	<div><p>Site : 03CH07-HY Condition: PEAK_BE_74 3m HF_ANT_00075962 HORIZONTAL : RBW:1000.000kHz VBW:3000.000kHz SUT:Auto</p><table><thead><tr><th></th><th>Limit</th><th>Read</th><th>Ant</th><th>Cable</th><th>Preamp</th><th>Aux</th><th>APos</th><th>TPos</th><th>Remark</th></tr><tr><th>Freq</th><th>Level</th><th>Line Margin</th><th>Level Factor</th><th>Loss Factor</th><th>Factor</th><th>Factor</th><th></th><th></th><th></th></tr><tr><th>MHz</th><th>dBuV/m</th><th>dBuV/m</th><th>dB</th><th>dBuV</th><th>dB/m</th><th>dB</th><th>dB</th><th>cm</th><th>deg</th></tr></thead><tbody><tr><td>1 2497.18</td><td>55.54</td><td>74.00</td><td>-18.46</td><td>10.76</td><td>32.57</td><td>8.54</td><td>34.27</td><td>9.94</td><td>266 274 PEAK</td></tr></tbody></table></div>		Limit	Read	Ant	Cable	Preamp	Aux	APos	TPos	Remark	Freq	Level	Line Margin	Level Factor	Loss Factor	Factor	Factor				MHz	dBuV/m	dBuV/m	dB	dBuV	dB/m	dB	dB	cm	deg	1 2497.18	55.54	74.00	-18.46	10.76	32.57	8.54	34.27	9.94	266 274 PEAK	<div><p>Site : 03CH07-HY Condition: PEAK_74 3m HF_ANT_00075962 HORIZONTAL : RBW:1000.000kHz VBW:3000.000kHz SUT:Auto</p><table><thead><tr><th></th><th>Limit</th><th>Read</th><th>Ant</th><th>Cable</th><th>Preamp</th><th>Aux</th><th>APos</th><th>TPos</th><th>Remark</th></tr><tr><th>Freq</th><th>Level</th><th>Line Margin</th><th>Level Factor</th><th>Loss Factor</th><th>Factor</th><th>Factor</th><th></th><th></th><th></th></tr><tr><th>MHz</th><th>dBuV/m</th><th>dBuV/m</th><th>dB</th><th>dBuV</th><th>dB/m</th><th>dB</th><th>dB</th><th>cm</th><th>deg</th></tr></thead><tbody><tr><td>1 2400.00</td><td>182.38</td><td>-----</td><td>-----</td><td>85.71</td><td>32.42</td><td>8.52</td><td>34.28</td><td>9.93</td><td>266 274 PEAK</td></tr></tbody></table></div>		Limit	Read	Ant	Cable	Preamp	Aux	APos	TPos	Remark	Freq	Level	Line Margin	Level Factor	Loss Factor	Factor	Factor				MHz	dBuV/m	dBuV/m	dB	dBuV	dB/m	dB	dB	cm	deg	1 2400.00	182.38	-----	-----	85.71	32.42	8.52	34.28	9.93	266 274 PEAK
		Limit	Read	Ant	Cable	Preamp	Aux	APos	TPos	Remark																																																																								
Freq	Level	Line Margin	Level Factor	Loss Factor	Factor	Factor																																																																												
MHz	dBuV/m	dBuV/m	dB	dBuV	dB/m	dB	dB	cm	deg																																																																									
1 2497.18	55.54	74.00	-18.46	10.76	32.57	8.54	34.27	9.94	266 274 PEAK																																																																									
	Limit	Read	Ant	Cable	Preamp	Aux	APos	TPos	Remark																																																																									
Freq	Level	Line Margin	Level Factor	Loss Factor	Factor	Factor																																																																												
MHz	dBuV/m	dBuV/m	dB	dBuV	dB/m	dB	dB	cm	deg																																																																									
1 2400.00	182.38	-----	-----	85.71	32.42	8.52	34.28	9.93	266 274 PEAK																																																																									
Avg	<div><p>Site : 03CH07-HY Condition: AVG_BE_54 3m HF_ANT_00075962 HORIZONTAL : RBW:1000.000kHz VBW:3.000kHz SUT:Auto</p><table><thead><tr><th></th><th>Limit</th><th>Read</th><th>Ant</th><th>Cable</th><th>Preamp</th><th>Aux</th><th>APos</th><th>TPos</th><th>Remark</th></tr><tr><th>Freq</th><th>Level</th><th>Line Margin</th><th>Level Factor</th><th>Loss Factor</th><th>Factor</th><th>Factor</th><th></th><th></th><th></th></tr><tr><th>MHz</th><th>dBuV/m</th><th>dBuV/m</th><th>dB</th><th>dBuV</th><th>dB/m</th><th>dB</th><th>dB</th><th>cm</th><th>deg</th></tr></thead><tbody><tr><td>1 2493.94</td><td>45.72</td><td>54.00</td><td>-8.28</td><td>10.97</td><td>32.54</td><td>8.54</td><td>34.27</td><td>9.94</td><td>266 274 AVERAGE</td></tr></tbody></table></div>		Limit	Read	Ant	Cable	Preamp	Aux	APos	TPos	Remark	Freq	Level	Line Margin	Level Factor	Loss Factor	Factor	Factor				MHz	dBuV/m	dBuV/m	dB	dBuV	dB/m	dB	dB	cm	deg	1 2493.94	45.72	54.00	-8.28	10.97	32.54	8.54	34.27	9.94	266 274 AVERAGE	<div><p>Site : 03CH07-HY Condition: AVG_54 3m HF_ANT_00075962 HORIZONTAL : RBW:1000.000kHz VBW:3.000kHz SUT:Auto</p><table><thead><tr><th></th><th>Limit</th><th>Read</th><th>Ant</th><th>Cable</th><th>Preamp</th><th>Aux</th><th>APos</th><th>TPos</th><th>Remark</th></tr><tr><th>Freq</th><th>Level</th><th>Line Margin</th><th>Level Factor</th><th>Loss Factor</th><th>Factor</th><th>Factor</th><th></th><th></th><th></th></tr><tr><th>MHz</th><th>dBuV/m</th><th>dBuV/m</th><th>dB</th><th>dBuV</th><th>dB/m</th><th>dB</th><th>dB</th><th>cm</th><th>deg</th></tr></thead><tbody><tr><td>1 2400.00</td><td>182.07</td><td>-----</td><td>-----</td><td>85.51</td><td>32.40</td><td>8.51</td><td>34.28</td><td>9.93</td><td>266 274 AVERAGE</td></tr></tbody></table></div>		Limit	Read	Ant	Cable	Preamp	Aux	APos	TPos	Remark	Freq	Level	Line Margin	Level Factor	Loss Factor	Factor	Factor				MHz	dBuV/m	dBuV/m	dB	dBuV	dB/m	dB	dB	cm	deg	1 2400.00	182.07	-----	-----	85.51	32.40	8.51	34.28	9.93	266 274 AVERAGE
	Limit	Read	Ant	Cable	Preamp	Aux	APos	TPos	Remark																																																																									
Freq	Level	Line Margin	Level Factor	Loss Factor	Factor	Factor																																																																												
MHz	dBuV/m	dBuV/m	dB	dBuV	dB/m	dB	dB	cm	deg																																																																									
1 2493.94	45.72	54.00	-8.28	10.97	32.54	8.54	34.27	9.94	266 274 AVERAGE																																																																									
	Limit	Read	Ant	Cable	Preamp	Aux	APos	TPos	Remark																																																																									
Freq	Level	Line Margin	Level Factor	Loss Factor	Factor	Factor																																																																												
MHz	dBuV/m	dBuV/m	dB	dBuV	dB/m	dB	dB	cm	deg																																																																									
1 2400.00	182.07	-----	-----	85.51	32.40	8.51	34.28	9.93	266 274 AVERAGE																																																																									



Mode	3																																																																																	
	Band Edge																																																																																	
	2400-2483.5_Bluetooth-LE_CH39_2480MHz																																																																																	
Pol.	Vertical	Fundamental																																																																																
Peak	<div><p>Site : 03CH07-HY Condition: PEAK_BE_74 3m HF_ANT_00075962 VERTICAL : RBW:1000.000kHz VBW:3000.000kHz SUT:Auto</p><table><thead><tr><th></th><th>Limit</th><th>Read</th><th>Ant</th><th>Cable</th><th>Preamp</th><th>Aux</th><th>APos</th><th>TPos</th><th></th></tr><tr><th>Freq</th><th>Level</th><th>Line</th><th>Margin</th><th>Level</th><th>Factor</th><th>Loss</th><th>Factor</th><th>Factor</th><th>Remark</th></tr><tr><th>MHz</th><th>dBV/m</th><th>dBV/m</th><th>dB</th><th>dBV/m</th><th>dB/m</th><th>dB</th><th>dB</th><th>dB</th><th>cm</th></tr></thead><tbody><tr><td>1 2487.04</td><td>55.14</td><td>74.00</td><td>-18.86</td><td>38.50</td><td>32.47</td><td>0.52</td><td>34.28</td><td>9.93</td><td>241 240 PEAK</td></tr></tbody></table></div>		Limit	Read	Ant	Cable	Preamp	Aux	APos	TPos		Freq	Level	Line	Margin	Level	Factor	Loss	Factor	Factor	Remark	MHz	dBV/m	dBV/m	dB	dBV/m	dB/m	dB	dB	dB	cm	1 2487.04	55.14	74.00	-18.86	38.50	32.47	0.52	34.28	9.93	241 240 PEAK	<div><p>Site : 03CH07-HY Condition: PEAK_74 3m HF_ANT_00075962 VERTICAL : RBW:1000.000kHz VBW:3000.000kHz SUT:Auto</p><table><thead><tr><th></th><th>Limit</th><th>Read</th><th>Ant</th><th>Cable</th><th>Preamp</th><th>Aux</th><th>APos</th><th>TPos</th><th></th></tr><tr><th>Freq</th><th>Level</th><th>Line</th><th>Margin</th><th>Level</th><th>Factor</th><th>Loss</th><th>Factor</th><th>Factor</th><th>Remark</th></tr><tr><th>MHz</th><th>dBV/m</th><th>dBV/m</th><th>dB</th><th>dBV/m</th><th>dB/m</th><th>dB</th><th>dB</th><th>dB</th><th>cm</th></tr></thead><tbody><tr><td>1 2480.00</td><td>97.04</td><td>-----</td><td>-----</td><td>88.45</td><td>32.42</td><td>0.52</td><td>34.28</td><td>9.93</td><td>241 240 PEAK</td></tr></tbody></table></div>		Limit	Read	Ant	Cable	Preamp	Aux	APos	TPos		Freq	Level	Line	Margin	Level	Factor	Loss	Factor	Factor	Remark	MHz	dBV/m	dBV/m	dB	dBV/m	dB/m	dB	dB	dB	cm	1 2480.00	97.04	-----	-----	88.45	32.42	0.52	34.28	9.93	241 240 PEAK
		Limit	Read	Ant	Cable	Preamp	Aux	APos	TPos																																																																									
Freq	Level	Line	Margin	Level	Factor	Loss	Factor	Factor	Remark																																																																									
MHz	dBV/m	dBV/m	dB	dBV/m	dB/m	dB	dB	dB	cm																																																																									
1 2487.04	55.14	74.00	-18.86	38.50	32.47	0.52	34.28	9.93	241 240 PEAK																																																																									
	Limit	Read	Ant	Cable	Preamp	Aux	APos	TPos																																																																										
Freq	Level	Line	Margin	Level	Factor	Loss	Factor	Factor	Remark																																																																									
MHz	dBV/m	dBV/m	dB	dBV/m	dB/m	dB	dB	dB	cm																																																																									
1 2480.00	97.04	-----	-----	88.45	32.42	0.52	34.28	9.93	241 240 PEAK																																																																									
Avg	<div><p>Site : 03CH07-HY Condition: AVG_BE_54 3m HF_ANT_00075962 VERTICAL : RBW:1000.000kHz VBW:3.000kHz SUT:Auto</p><table><thead><tr><th></th><th>Limit</th><th>Read</th><th>Ant</th><th>Cable</th><th>Preamp</th><th>Aux</th><th>APos</th><th>TPos</th><th></th></tr><tr><th>Freq</th><th>Level</th><th>Line</th><th>Margin</th><th>Level</th><th>Factor</th><th>Loss</th><th>Factor</th><th>Factor</th><th>Remark</th></tr><tr><th>MHz</th><th>dBV/m</th><th>dBV/m</th><th>dB</th><th>dBV/m</th><th>dB/m</th><th>dB</th><th>dB</th><th>dB</th><th>cm</th></tr></thead><tbody><tr><td>1 2480.40</td><td>45.05</td><td>54.00</td><td>-8.15</td><td>29.15</td><td>32.50</td><td>0.53</td><td>34.27</td><td>9.94</td><td>241 240 AVERAGE</td></tr></tbody></table></div>		Limit	Read	Ant	Cable	Preamp	Aux	APos	TPos		Freq	Level	Line	Margin	Level	Factor	Loss	Factor	Factor	Remark	MHz	dBV/m	dBV/m	dB	dBV/m	dB/m	dB	dB	dB	cm	1 2480.40	45.05	54.00	-8.15	29.15	32.50	0.53	34.27	9.94	241 240 AVERAGE	<div><p>Site : 03CH07-HY Condition: AVG_54 3m HF_ANT_00075962 VERTICAL : RBW:1000.000kHz VBW:3.000kHz SUT:Auto</p><table><thead><tr><th></th><th>Limit</th><th>Read</th><th>Ant</th><th>Cable</th><th>Preamp</th><th>Aux</th><th>APos</th><th>TPos</th><th></th></tr><tr><th>Freq</th><th>Level</th><th>Line</th><th>Margin</th><th>Level</th><th>Factor</th><th>Loss</th><th>Factor</th><th>Factor</th><th>Remark</th></tr><tr><th>MHz</th><th>dBV/m</th><th>dBV/m</th><th>dB</th><th>dBV/m</th><th>dB/m</th><th>dB</th><th>dB</th><th>dB</th><th>cm</th></tr></thead><tbody><tr><td>1 2480.00</td><td>96.29</td><td>-----</td><td>-----</td><td>79.73</td><td>32.40</td><td>0.51</td><td>34.28</td><td>9.93</td><td>241 240 AVERAGE</td></tr></tbody></table></div>		Limit	Read	Ant	Cable	Preamp	Aux	APos	TPos		Freq	Level	Line	Margin	Level	Factor	Loss	Factor	Factor	Remark	MHz	dBV/m	dBV/m	dB	dBV/m	dB/m	dB	dB	dB	cm	1 2480.00	96.29	-----	-----	79.73	32.40	0.51	34.28	9.93	241 240 AVERAGE
	Limit	Read	Ant	Cable	Preamp	Aux	APos	TPos																																																																										
Freq	Level	Line	Margin	Level	Factor	Loss	Factor	Factor	Remark																																																																									
MHz	dBV/m	dBV/m	dB	dBV/m	dB/m	dB	dB	dB	cm																																																																									
1 2480.40	45.05	54.00	-8.15	29.15	32.50	0.53	34.27	9.94	241 240 AVERAGE																																																																									
	Limit	Read	Ant	Cable	Preamp	Aux	APos	TPos																																																																										
Freq	Level	Line	Margin	Level	Factor	Loss	Factor	Factor	Remark																																																																									
MHz	dBV/m	dBV/m	dB	dBV/m	dB/m	dB	dB	dB	cm																																																																									
1 2480.00	96.29	-----	-----	79.73	32.40	0.51	34.28	9.93	241 240 AVERAGE																																																																									



3

Mode

Harmonic

2400-2483.5_Bluetooth-LE_CH39_2480MHz

Pol.

Horizontal

Vertical

Peak

Avg

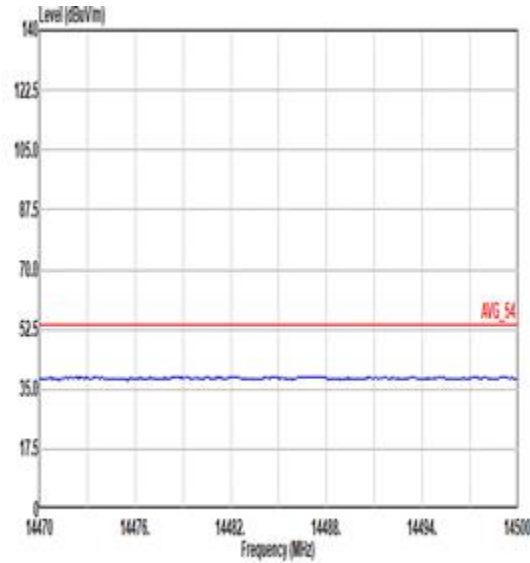
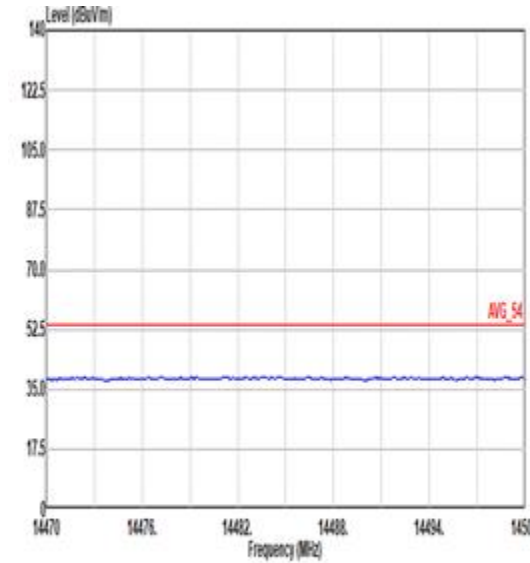
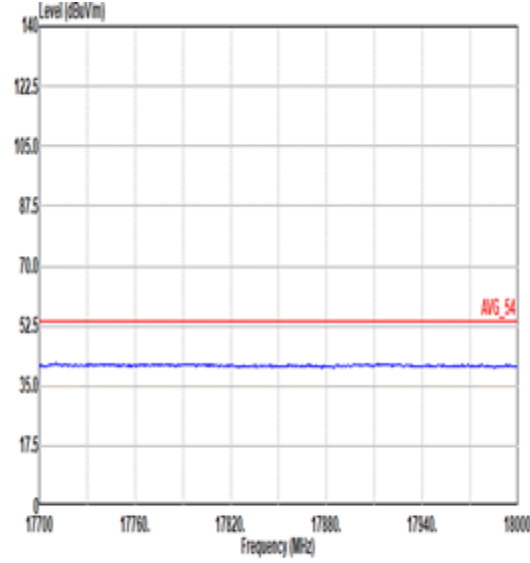
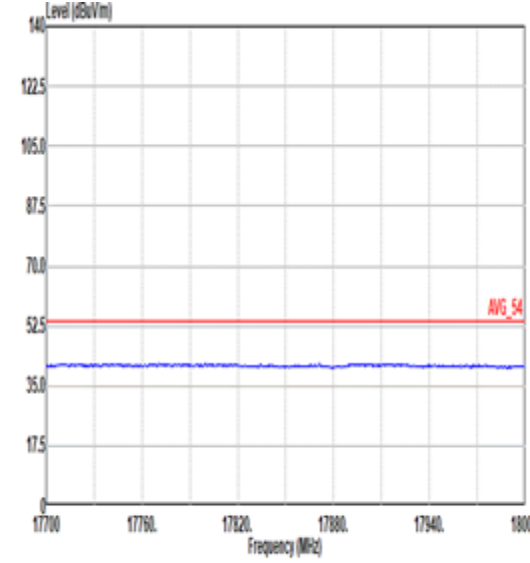
Site : 03CH07-HY
Condition: PEAK_74 3m HF_ANT_00075962 HORIZONTAL

	Limit	Read	Ant	Cable	Preamp	Aux	APos	TPos			
Freq	Level	Line Margin	Level Factor	Loss Factor	Loss Factor	Factor			Remark		
MHz	dBuV/m	dBuV/m	dB	dBuV	dB/m	dB	dB	dB	cm	deg	
1	4968.00	41.56	74.00	-32.44	52.95	34.32	12.14	58.84	0.99	--	PEAK
2	7448.00	42.72	74.00	-31.28	49.81	35.78	14.87	57.89	1.03	--	PEAK

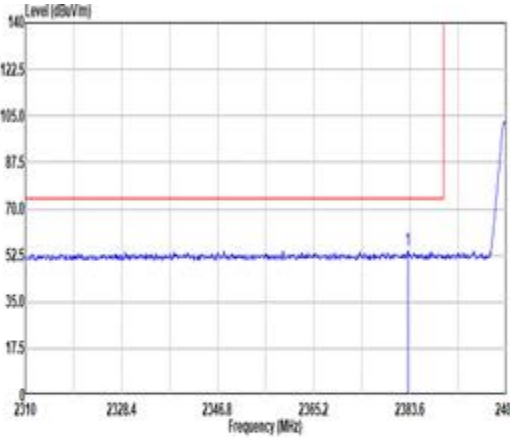
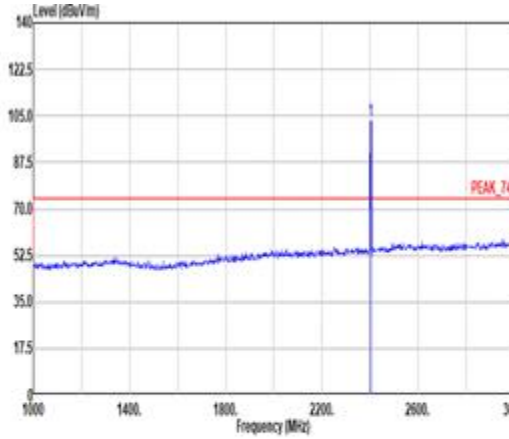
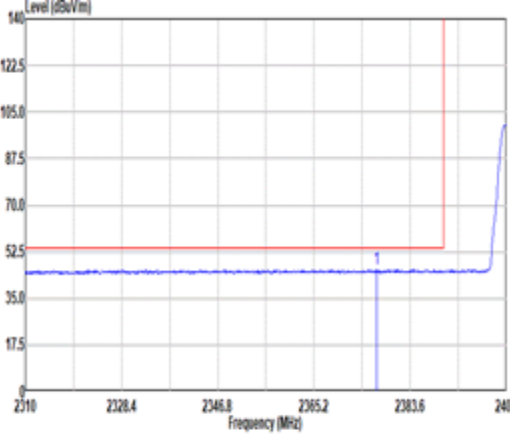
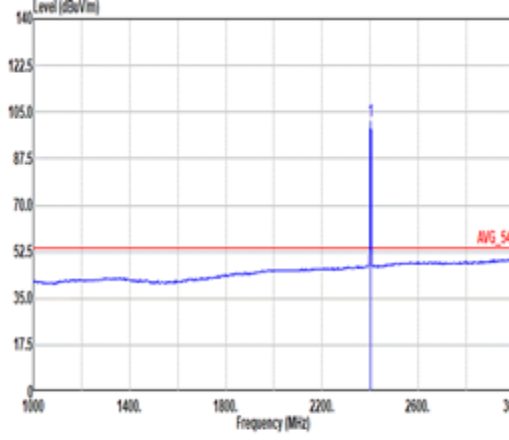
Site : 03CH07-HY
Condition: PEAK_74 3m HF_ANT_00075962 VERTICAL

	Limit	Read	Ant	Cable	Preamp	Aux	APos	TPos			
Freq	Level	Line Margin	Level Factor	Loss Factor	Loss Factor	Factor			Remark		
MHz	dBuV/m	dBuV/m	dB	dBuV	dB/m	dB	dB	dB	cm	deg	
1	4968.00	41.21	74.00	-32.79	52.68	34.32	12.14	58.84	0.99	--	PEAK
2	7448.00	41.85	74.00	-32.15	48.14	35.78	14.87	57.89	1.03	--	PEAK

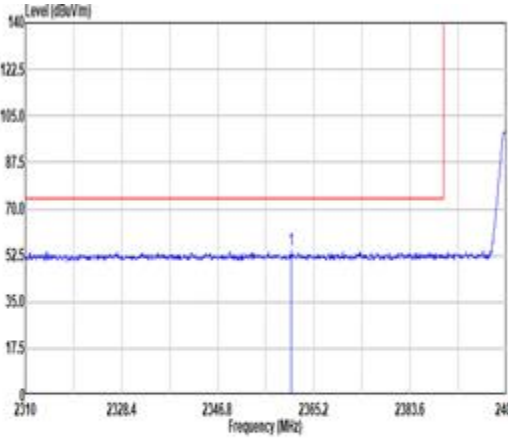
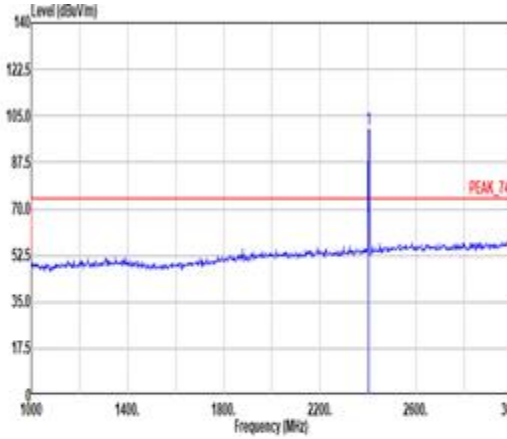
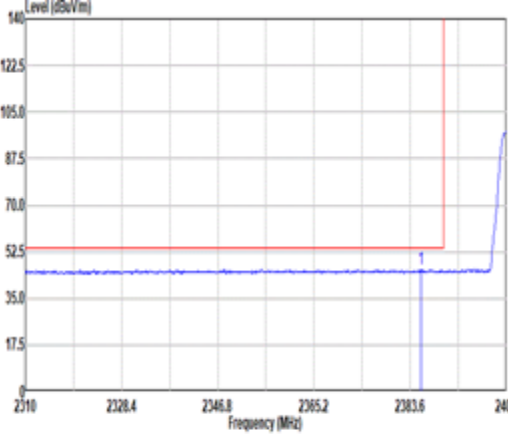
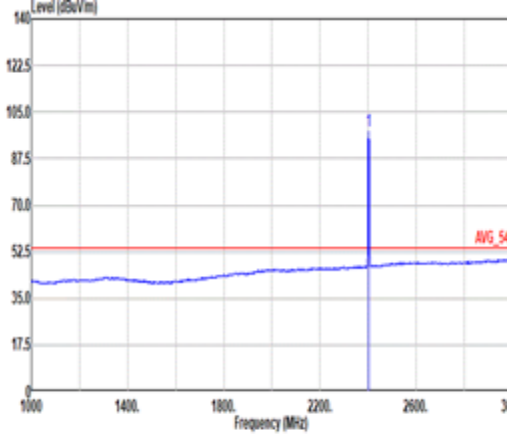


Mode	3	
	Harmonic	
	2400-2483.5_Bluetooth-LE_CH39_2480MHz	
Pol.	Horizontal	Vertical
14.47G ~14.5G Avg	 <p>Site : 83CH07-HY Condition: AVG_54 3m HF_ANT_00075962 HORIZONTAL</p>	 <p>Site : 83CH07-HY Condition: AVG_54 3m HF_ANT_00075962 VERTICAL</p>
17.7G ~18G Avg	 <p>Site : 83CH07-HY Condition: AVG_54 3m HF_ANT_00075962 HORIZONTAL</p>	 <p>Site : 83CH07-HY Condition: AVG_54 3m HF_ANT_00075962 VERTICAL</p>



Mode	4																																																																																									
	Band Edge																																																																																									
	2400-2483.5_Bluetooth-LE_CH00_2402MHz																																																																																									
Pol.	Horizontal	Fundamental																																																																																								
Peak	<div><p>Site : 03CH07-HY Condition: PEAK_06_74 3m HF_ANT_00075962 HORIZONTAL : RBW:1000.000kHz VBW:3000.000kHz SUT:Auto</p><table><thead><tr><th></th><th>Limit</th><th>Read</th><th>Ant</th><th>Cable</th><th>Preamp</th><th>Aux</th><th>APos</th><th>TPos</th><th></th></tr><tr><th>Freq</th><th>Level</th><th>Line Margin</th><th>Level Factor</th><th>Loss Factor</th><th>Factor</th><th>Factor</th><th></th><th></th><th>Remark</th></tr><tr><th></th><th>MHz</th><th>dBuV/m</th><th>dBuV/m</th><th>dB</th><th>dBuV</th><th>dB/m</th><th>dB</th><th>dB</th><th>cm</th><th>deg</th></tr></thead><tbody><tr><td>1</td><td>2383.14</td><td>54.15</td><td>74.00</td><td>-19.85</td><td>30.12</td><td>32.18</td><td>8.35</td><td>34.32</td><td>9.90</td><td>248</td><td>158</td><td>PEAK</td></tr></tbody></table></div>		Limit	Read	Ant	Cable	Preamp	Aux	APos	TPos		Freq	Level	Line Margin	Level Factor	Loss Factor	Factor	Factor			Remark		MHz	dBuV/m	dBuV/m	dB	dBuV	dB/m	dB	dB	cm	deg	1	2383.14	54.15	74.00	-19.85	30.12	32.18	8.35	34.32	9.90	248	158	PEAK	<div><p>Site : 03CH07-HY Condition: PEAK_74 3m HF_ANT_00075962 HORIZONTAL : RBW:1000.000kHz VBW:3000.000kHz SUT:Auto</p><table><thead><tr><th></th><th>Limit</th><th>Read</th><th>Ant</th><th>Cable</th><th>Preamp</th><th>Aux</th><th>APos</th><th>TPos</th><th></th></tr><tr><th>Freq</th><th>Level</th><th>Line Margin</th><th>Level Factor</th><th>Loss Factor</th><th>Factor</th><th>Factor</th><th></th><th></th><th>Remark</th></tr><tr><th></th><th>MHz</th><th>dBuV/m</th><th>dBuV/m</th><th>dB</th><th>dBuV</th><th>dB/m</th><th>dB</th><th>dB</th><th>cm</th><th>deg</th></tr></thead><tbody><tr><td>1</td><td>2482.00</td><td>182.89</td><td>-----</td><td>-----</td><td>86.81</td><td>32.18</td><td>8.39</td><td>34.31</td><td>9.90</td><td>248</td><td>158</td><td>PEAK</td></tr></tbody></table></div>		Limit	Read	Ant	Cable	Preamp	Aux	APos	TPos		Freq	Level	Line Margin	Level Factor	Loss Factor	Factor	Factor			Remark		MHz	dBuV/m	dBuV/m	dB	dBuV	dB/m	dB	dB	cm	deg	1	2482.00	182.89	-----	-----	86.81	32.18	8.39	34.31	9.90	248	158	PEAK
		Limit	Read	Ant	Cable	Preamp	Aux	APos	TPos																																																																																	
Freq	Level	Line Margin	Level Factor	Loss Factor	Factor	Factor			Remark																																																																																	
	MHz	dBuV/m	dBuV/m	dB	dBuV	dB/m	dB	dB	cm	deg																																																																																
1	2383.14	54.15	74.00	-19.85	30.12	32.18	8.35	34.32	9.90	248	158	PEAK																																																																														
	Limit	Read	Ant	Cable	Preamp	Aux	APos	TPos																																																																																		
Freq	Level	Line Margin	Level Factor	Loss Factor	Factor	Factor			Remark																																																																																	
	MHz	dBuV/m	dBuV/m	dB	dBuV	dB/m	dB	dB	cm	deg																																																																																
1	2482.00	182.89	-----	-----	86.81	32.18	8.39	34.31	9.90	248	158	PEAK																																																																														
Avg	<div><p>Site : 03CH07-HY Condition: AVG_06_54 3m HF_ANT_00075962 HORIZONTAL : RBW:1000.000kHz VBW:5.600kHz SUT:Auto</p><table><thead><tr><th></th><th>Limit</th><th>Read</th><th>Ant</th><th>Cable</th><th>Preamp</th><th>Aux</th><th>APos</th><th>TPos</th><th></th></tr><tr><th>Freq</th><th>Level</th><th>Line Margin</th><th>Level Factor</th><th>Loss Factor</th><th>Factor</th><th>Factor</th><th></th><th></th><th>Remark</th></tr><tr><th></th><th>MHz</th><th>dBuV/m</th><th>dBuV/m</th><th>dB</th><th>dBuV</th><th>dB/m</th><th>dB</th><th>dB</th><th>cm</th><th>deg</th></tr></thead><tbody><tr><td>1</td><td>2377.16</td><td>45.77</td><td>54.00</td><td>-8.23</td><td>29.70</td><td>32.07</td><td>8.34</td><td>34.32</td><td>9.90</td><td>248</td><td>158</td><td>AVERAGE</td></tr></tbody></table></div>		Limit	Read	Ant	Cable	Preamp	Aux	APos	TPos		Freq	Level	Line Margin	Level Factor	Loss Factor	Factor	Factor			Remark		MHz	dBuV/m	dBuV/m	dB	dBuV	dB/m	dB	dB	cm	deg	1	2377.16	45.77	54.00	-8.23	29.70	32.07	8.34	34.32	9.90	248	158	AVERAGE	<div><p>Site : 03CH07-HY Condition: AVG_54 3m HF_ANT_00075962 HORIZONTAL : RBW:1000.000kHz VBW:5.600kHz SUT:Auto</p><table><thead><tr><th></th><th>Limit</th><th>Read</th><th>Ant</th><th>Cable</th><th>Preamp</th><th>Aux</th><th>APos</th><th>TPos</th><th></th></tr><tr><th>Freq</th><th>Level</th><th>Line Margin</th><th>Level Factor</th><th>Loss Factor</th><th>Factor</th><th>Factor</th><th></th><th></th><th>Remark</th></tr><tr><th></th><th>MHz</th><th>dBuV/m</th><th>dBuV/m</th><th>dB</th><th>dBuV</th><th>dB/m</th><th>dB</th><th>dB</th><th>cm</th><th>deg</th></tr></thead><tbody><tr><td>1</td><td>2482.00</td><td>181.63</td><td>-----</td><td>-----</td><td>85.56</td><td>32.18</td><td>8.38</td><td>34.31</td><td>9.90</td><td>248</td><td>158</td><td>AVERAGE</td></tr></tbody></table></div>		Limit	Read	Ant	Cable	Preamp	Aux	APos	TPos		Freq	Level	Line Margin	Level Factor	Loss Factor	Factor	Factor			Remark		MHz	dBuV/m	dBuV/m	dB	dBuV	dB/m	dB	dB	cm	deg	1	2482.00	181.63	-----	-----	85.56	32.18	8.38	34.31	9.90	248	158	AVERAGE
		Limit	Read	Ant	Cable	Preamp	Aux	APos	TPos																																																																																	
Freq	Level	Line Margin	Level Factor	Loss Factor	Factor	Factor			Remark																																																																																	
	MHz	dBuV/m	dBuV/m	dB	dBuV	dB/m	dB	dB	cm	deg																																																																																
1	2377.16	45.77	54.00	-8.23	29.70	32.07	8.34	34.32	9.90	248	158	AVERAGE																																																																														
	Limit	Read	Ant	Cable	Preamp	Aux	APos	TPos																																																																																		
Freq	Level	Line Margin	Level Factor	Loss Factor	Factor	Factor			Remark																																																																																	
	MHz	dBuV/m	dBuV/m	dB	dBuV	dB/m	dB	dB	cm	deg																																																																																
1	2482.00	181.63	-----	-----	85.56	32.18	8.38	34.31	9.90	248	158	AVERAGE																																																																														



Mode	4																																																																																									
	Band Edge																																																																																									
	2400-2483.5_Bluetooth-LE_CH00_2402MHz																																																																																									
Pol.	Vertical	Fundamental																																																																																								
Peak	<div><p>Site : 03CH07-HY Condition: PEAK_74 3m HF_ANT_00075962 VERTICAL : RBW:1000.000kHz VBW:3000.000kHz SdF:Auto</p><table><thead><tr><th></th><th>Limit</th><th>Read</th><th>Ant</th><th>Cable</th><th>Preamp</th><th>Aux</th><th>APos</th><th>TPos</th><th>Remark</th></tr><tr><th>Freq</th><th>Level</th><th>Line Margin</th><th>Level Factor</th><th>Loss Factor</th><th>Factor</th><th></th><th></th><th></th><th></th></tr><tr><th></th><th>MHz</th><th>dBuV/m</th><th>dBuV/m</th><th>dB</th><th>dBuV</th><th>dB/m</th><th>dB</th><th>dB</th><th>cm</th><th>deg</th></tr></thead><tbody><tr><td>1</td><td>2368.78</td><td>54.53</td><td>74.00</td><td>-19.47</td><td>30.05</td><td>32.00</td><td>0.31</td><td>34.33</td><td>9.90</td><td>200</td><td>211</td><td>PEAK</td></tr></tbody></table></div>		Limit	Read	Ant	Cable	Preamp	Aux	APos	TPos	Remark	Freq	Level	Line Margin	Level Factor	Loss Factor	Factor						MHz	dBuV/m	dBuV/m	dB	dBuV	dB/m	dB	dB	cm	deg	1	2368.78	54.53	74.00	-19.47	30.05	32.00	0.31	34.33	9.90	200	211	PEAK	<div><p>Site : 03CH07-HY Condition: PEAK_74 3m HF_ANT_00075962 VERTICAL : RBW:1000.000kHz VBW:3000.000kHz SdF:Auto</p><table><thead><tr><th></th><th>Limit</th><th>Read</th><th>Ant</th><th>Cable</th><th>Preamp</th><th>Aux</th><th>APos</th><th>TPos</th><th>Remark</th></tr><tr><th>Freq</th><th>Level</th><th>Line Margin</th><th>Level Factor</th><th>Loss Factor</th><th>Factor</th><th></th><th></th><th></th><th></th></tr><tr><th></th><th>MHz</th><th>dBuV/m</th><th>dBuV/m</th><th>dB</th><th>dBuV</th><th>dB/m</th><th>dB</th><th>dB</th><th>cm</th><th>deg</th></tr></thead><tbody><tr><td>1</td><td>2402.00</td><td>99.78</td><td>-----</td><td>-----</td><td>83.62</td><td>32.10</td><td>0.39</td><td>34.31</td><td>9.90</td><td>200</td><td>211</td><td>PEAK</td></tr></tbody></table></div>		Limit	Read	Ant	Cable	Preamp	Aux	APos	TPos	Remark	Freq	Level	Line Margin	Level Factor	Loss Factor	Factor						MHz	dBuV/m	dBuV/m	dB	dBuV	dB/m	dB	dB	cm	deg	1	2402.00	99.78	-----	-----	83.62	32.10	0.39	34.31	9.90	200	211	PEAK
		Limit	Read	Ant	Cable	Preamp	Aux	APos	TPos	Remark																																																																																
Freq	Level	Line Margin	Level Factor	Loss Factor	Factor																																																																																					
	MHz	dBuV/m	dBuV/m	dB	dBuV	dB/m	dB	dB	cm	deg																																																																																
1	2368.78	54.53	74.00	-19.47	30.05	32.00	0.31	34.33	9.90	200	211	PEAK																																																																														
	Limit	Read	Ant	Cable	Preamp	Aux	APos	TPos	Remark																																																																																	
Freq	Level	Line Margin	Level Factor	Loss Factor	Factor																																																																																					
	MHz	dBuV/m	dBuV/m	dB	dBuV	dB/m	dB	dB	cm	deg																																																																																
1	2402.00	99.78	-----	-----	83.62	32.10	0.39	34.31	9.90	200	211	PEAK																																																																														
Avg	<div><p>Site : 03CH07-HY Condition: AVG_54 3m HF_ANT_00075962 VERTICAL : RBW:1000.000kHz VBW:5.600kHz SdF:Auto</p><table><thead><tr><th></th><th>Limit</th><th>Read</th><th>Ant</th><th>Cable</th><th>Preamp</th><th>Aux</th><th>APos</th><th>TPos</th><th>Remark</th></tr><tr><th>Freq</th><th>Level</th><th>Line Margin</th><th>Level Factor</th><th>Loss Factor</th><th>Factor</th><th></th><th></th><th></th><th></th></tr><tr><th></th><th>MHz</th><th>dBuV/m</th><th>dBuV/m</th><th>dB</th><th>dBuV</th><th>dB/m</th><th>dB</th><th>dB</th><th>cm</th><th>deg</th></tr></thead><tbody><tr><td>1</td><td>2385.72</td><td>45.77</td><td>54.00</td><td>-8.23</td><td>29.74</td><td>32.10</td><td>0.35</td><td>34.32</td><td>9.90</td><td>200</td><td>211</td><td>AVERAGE</td></tr></tbody></table></div>		Limit	Read	Ant	Cable	Preamp	Aux	APos	TPos	Remark	Freq	Level	Line Margin	Level Factor	Loss Factor	Factor						MHz	dBuV/m	dBuV/m	dB	dBuV	dB/m	dB	dB	cm	deg	1	2385.72	45.77	54.00	-8.23	29.74	32.10	0.35	34.32	9.90	200	211	AVERAGE	<div><p>Site : 03CH07-HY Condition: AVG_54 3m HF_ANT_00075962 VERTICAL : RBW:1000.000kHz VBW:5.600kHz SdF:Auto</p><table><thead><tr><th></th><th>Limit</th><th>Read</th><th>Ant</th><th>Cable</th><th>Preamp</th><th>Aux</th><th>APos</th><th>TPos</th><th>Remark</th></tr><tr><th>Freq</th><th>Level</th><th>Line Margin</th><th>Level Factor</th><th>Loss Factor</th><th>Factor</th><th></th><th></th><th></th><th></th></tr><tr><th></th><th>MHz</th><th>dBuV/m</th><th>dBuV/m</th><th>dB</th><th>dBuV</th><th>dB/m</th><th>dB</th><th>dB</th><th>cm</th><th>deg</th></tr></thead><tbody><tr><td>1</td><td>2402.00</td><td>97.79</td><td>-----</td><td>-----</td><td>81.72</td><td>32.10</td><td>0.38</td><td>34.31</td><td>9.90</td><td>200</td><td>211</td><td>AVERAGE</td></tr></tbody></table></div>		Limit	Read	Ant	Cable	Preamp	Aux	APos	TPos	Remark	Freq	Level	Line Margin	Level Factor	Loss Factor	Factor						MHz	dBuV/m	dBuV/m	dB	dBuV	dB/m	dB	dB	cm	deg	1	2402.00	97.79	-----	-----	81.72	32.10	0.38	34.31	9.90	200	211	AVERAGE
	Limit	Read	Ant	Cable	Preamp	Aux	APos	TPos	Remark																																																																																	
Freq	Level	Line Margin	Level Factor	Loss Factor	Factor																																																																																					
	MHz	dBuV/m	dBuV/m	dB	dBuV	dB/m	dB	dB	cm	deg																																																																																
1	2385.72	45.77	54.00	-8.23	29.74	32.10	0.35	34.32	9.90	200	211	AVERAGE																																																																														
	Limit	Read	Ant	Cable	Preamp	Aux	APos	TPos	Remark																																																																																	
Freq	Level	Line Margin	Level Factor	Loss Factor	Factor																																																																																					
	MHz	dBuV/m	dBuV/m	dB	dBuV	dB/m	dB	dB	cm	deg																																																																																
1	2402.00	97.79	-----	-----	81.72	32.10	0.38	34.31	9.90	200	211	AVERAGE																																																																														



4

Mode

Harmonic

2400-2483.5_Bluetooth-LE_CH00_2402MHz

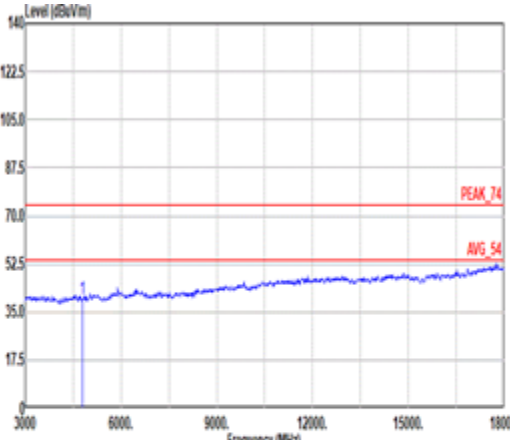
Pol.

Horizontal

Vertical

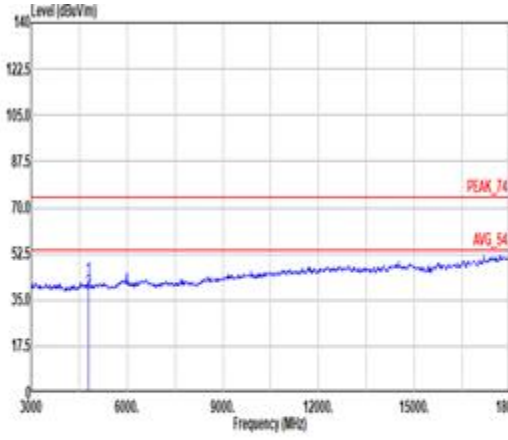
Peak

Avg



Site : 83CH07-HY
Condition: PEAK_74 3m HF_ANT_00075962 HORIZONTAL

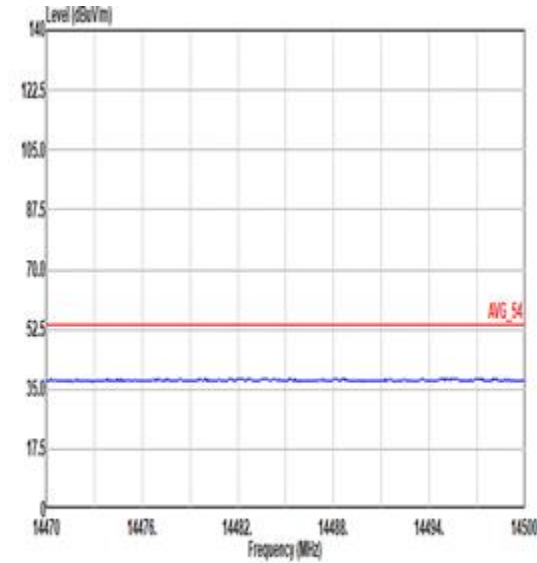
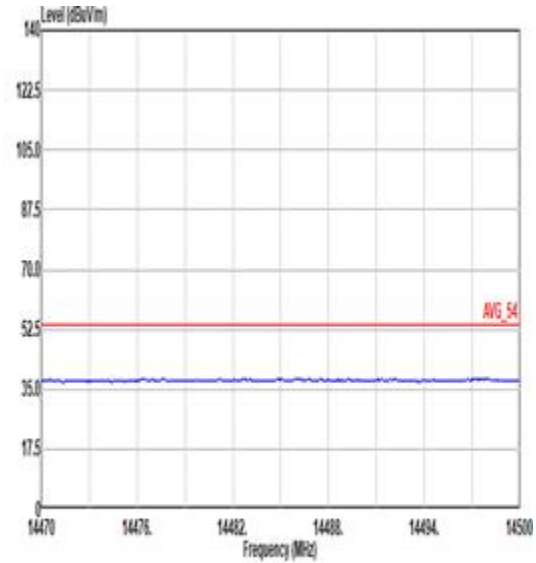
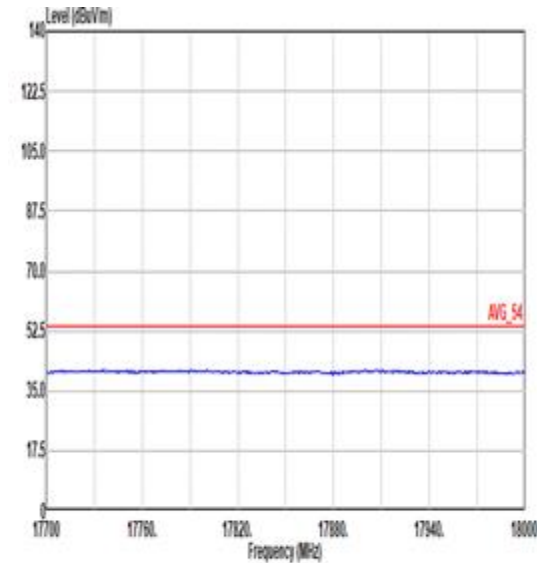
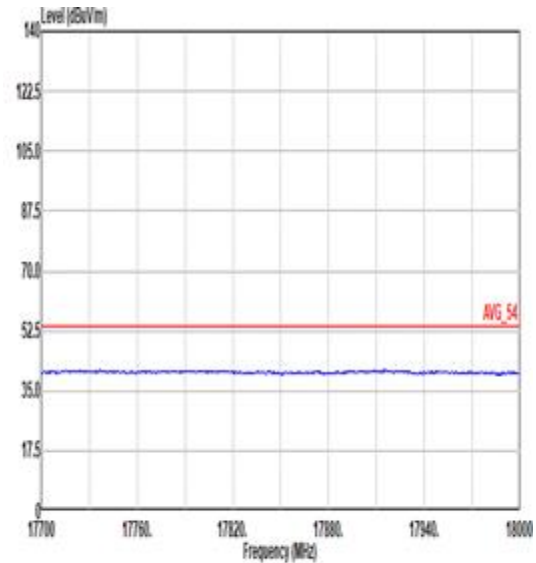
	Limit	Read	Ant	Cable	Preamp	Aux	APos	TPos			
Freq	Level	Line	Margin	Level	Factor	Loss	Factor	Factor	Remark		
MHz	dBuV/m	dBuV/m	dB	dBuV	dB/m	dB	dB	dB	cm	deg	
1	4084.00	39.69	74.00	-34.31	51.69	34.29	11.93	59.19	0.97	--	PEAK



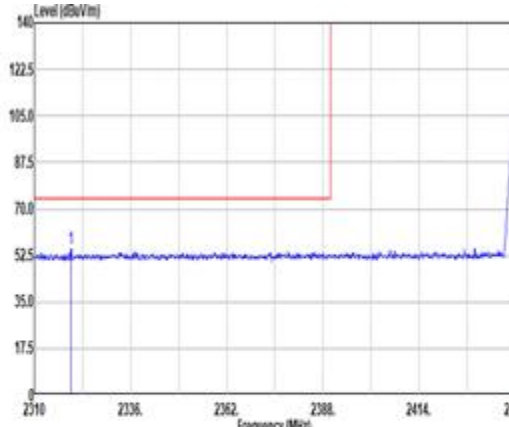
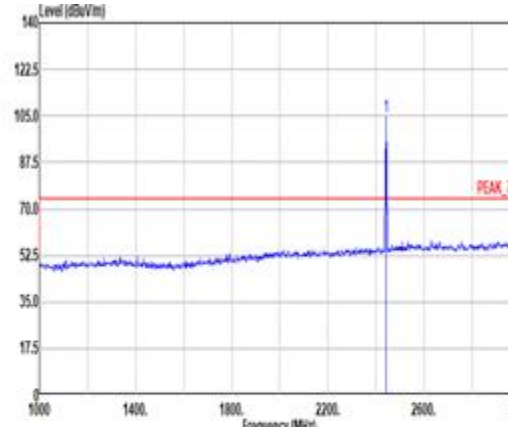
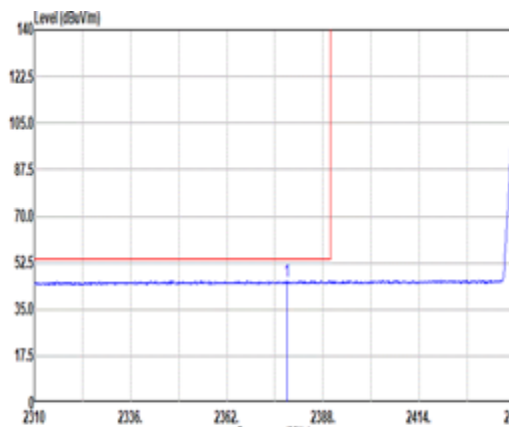
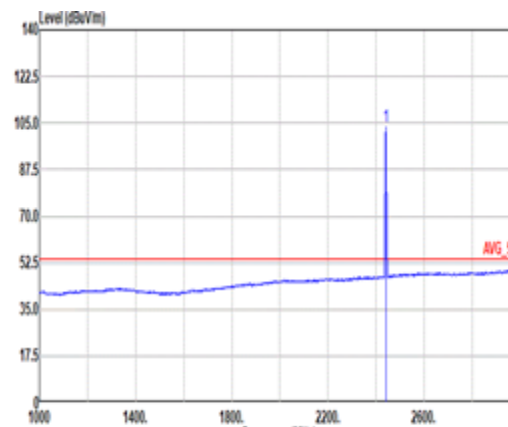
Site : 83CH07-HY
Condition: PEAK_74 3m HF_ANT_00075962 VERTICAL

	Limit	Read	Ant	Cable	Preamp	Aux	APos	TPos			
Freq	Level	Line	Margin	Level	Factor	Loss	Factor	Factor	Remark		
MHz	dBuV/m	dBuV/m	dB	dBuV	dB/m	dB	dB	dB	cm	deg	
1	4084.00	42.79	74.00	-31.21	54.79	34.29	11.93	59.19	0.97	200	173 PEAK
2	4084.00	38.05	54.00	-15.95	50.05	34.29	11.93	59.19	0.97	200	173 Average

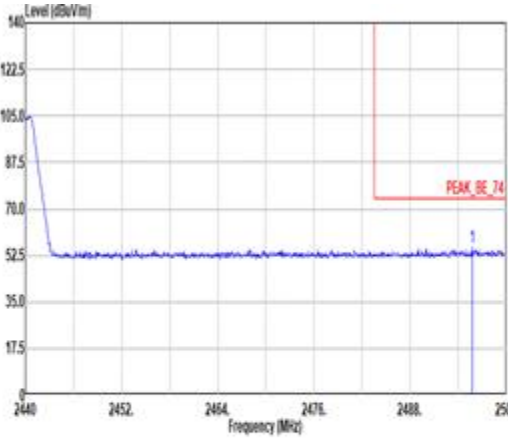
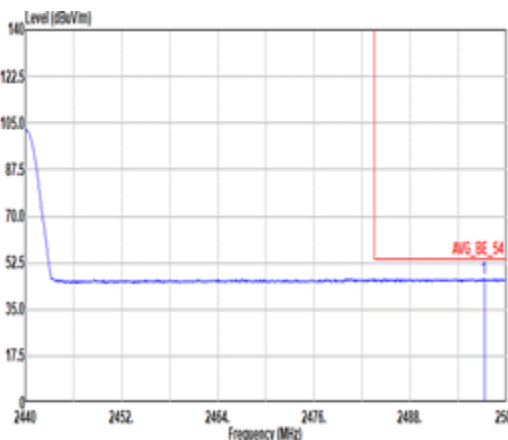


Mode	4	
	Harmonic	
	2400-2483.5_Bluetooth-LE_CH00_2402MHz	
Pol.	Horizontal	Vertical
14.47G ~14.5G Avg	 <p>Site : 83CH07-HY Condition: AVG_54 3m HF_ANT_00075962 HORIZONTAL</p>	 <p>Site : 83CH07-HY Condition: AVG_54 3m HF_ANT_00075962 VERTICAL</p>
17.7G ~18G Avg	 <p>Site : 83CH07-HY Condition: AVG_54 3m HF_ANT_00075962 HORIZONTAL</p>	 <p>Site : 83CH07-HY Condition: AVG_54 3m HF_ANT_00075962 VERTICAL</p>

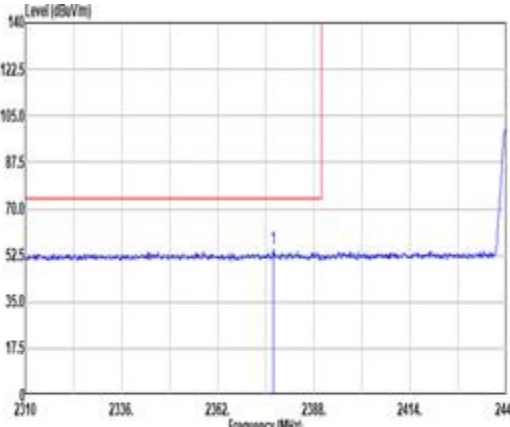
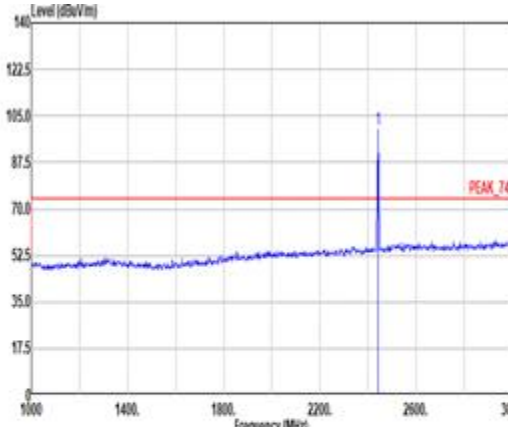
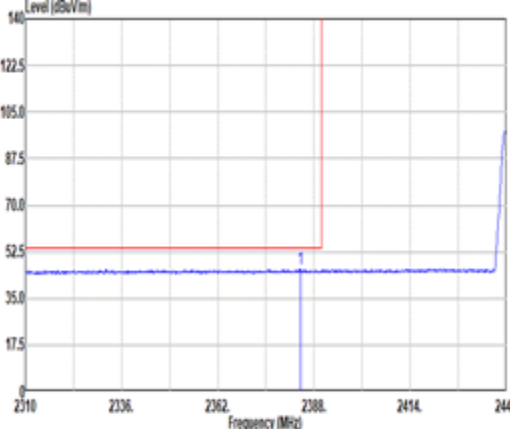
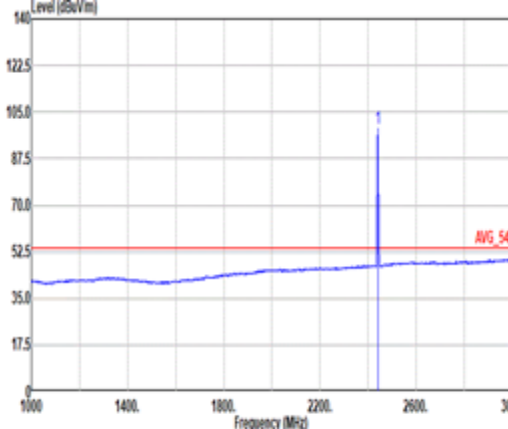


Mode	5																																																																																	
	Band Edge - L																																																																																	
	2400-2483.5_Bluetooth-LE_CH19_2440MHz																																																																																	
Pol.	Horizontal	Fundamental																																																																																
Peak	<div><p>Site : 03CH07-HY Condition: PEAK_74 3m HF_ANT_00075962 HORIZONTAL : RBW:1000.000kHz VBW:3000.000kHz SUT:Auto</p><table><thead><tr><th></th><th>Limit</th><th>Read</th><th>Ant</th><th>Cable</th><th>Preamp</th><th>Aux</th><th>APos</th><th>TPos</th><th></th></tr><tr><th>Freq</th><th>Level</th><th>Line</th><th>Margin</th><th>Level</th><th>Factor</th><th>Loss</th><th>Factor</th><th>Factor</th><th>Remark</th></tr><tr><th>MHz</th><th>dBV/m</th><th>dBV/m</th><th>dB</th><th>dBV/m</th><th>dB/m</th><th>dB</th><th>dB</th><th>dB</th><th>cm deg</th></tr></thead><tbody><tr><td>1 2319.88</td><td>54.94</td><td>74.00</td><td>-19.06</td><td>39.26</td><td>31.90</td><td>8.23</td><td>34.35</td><td>9.90</td><td>275 156 PEAK</td></tr></tbody></table></div>		Limit	Read	Ant	Cable	Preamp	Aux	APos	TPos		Freq	Level	Line	Margin	Level	Factor	Loss	Factor	Factor	Remark	MHz	dBV/m	dBV/m	dB	dBV/m	dB/m	dB	dB	dB	cm deg	1 2319.88	54.94	74.00	-19.06	39.26	31.90	8.23	34.35	9.90	275 156 PEAK	<div><p>Site : 03CH07-HY Condition: PEAK_74 3m HF_ANT_00075962 HORIZONTAL : RBW:1000.000kHz VBW:3000.000kHz SUT:Auto</p><table><thead><tr><th></th><th>Limit</th><th>Read</th><th>Ant</th><th>Cable</th><th>Preamp</th><th>Aux</th><th>APos</th><th>TPos</th><th></th></tr><tr><th>Freq</th><th>Level</th><th>Line</th><th>Margin</th><th>Level</th><th>Factor</th><th>Loss</th><th>Factor</th><th>Factor</th><th>Remark</th></tr><tr><th>MHz</th><th>dBV/m</th><th>dBV/m</th><th>dB</th><th>dBV/m</th><th>dB/m</th><th>dB</th><th>dB</th><th>dB</th><th>cm deg</th></tr></thead><tbody><tr><td>1 2448.00</td><td>104.55</td><td>-----</td><td>-----</td><td>88.28</td><td>32.20</td><td>8.45</td><td>34.30</td><td>9.92</td><td>275 156 PEAK</td></tr></tbody></table></div>		Limit	Read	Ant	Cable	Preamp	Aux	APos	TPos		Freq	Level	Line	Margin	Level	Factor	Loss	Factor	Factor	Remark	MHz	dBV/m	dBV/m	dB	dBV/m	dB/m	dB	dB	dB	cm deg	1 2448.00	104.55	-----	-----	88.28	32.20	8.45	34.30	9.92	275 156 PEAK
		Limit	Read	Ant	Cable	Preamp	Aux	APos	TPos																																																																									
Freq	Level	Line	Margin	Level	Factor	Loss	Factor	Factor	Remark																																																																									
MHz	dBV/m	dBV/m	dB	dBV/m	dB/m	dB	dB	dB	cm deg																																																																									
1 2319.88	54.94	74.00	-19.06	39.26	31.90	8.23	34.35	9.90	275 156 PEAK																																																																									
	Limit	Read	Ant	Cable	Preamp	Aux	APos	TPos																																																																										
Freq	Level	Line	Margin	Level	Factor	Loss	Factor	Factor	Remark																																																																									
MHz	dBV/m	dBV/m	dB	dBV/m	dB/m	dB	dB	dB	cm deg																																																																									
1 2448.00	104.55	-----	-----	88.28	32.20	8.45	34.30	9.92	275 156 PEAK																																																																									
Avg	<div><p>Site : 03CH07-HY Condition: AVG_54 3m HF_ANT_00075962 HORIZONTAL : RBW:1000.000kHz VBW:5.600kHz SUT:Auto</p><table><thead><tr><th></th><th>Limit</th><th>Read</th><th>Ant</th><th>Cable</th><th>Preamp</th><th>Aux</th><th>APos</th><th>TPos</th><th></th></tr><tr><th>Freq</th><th>Level</th><th>Line</th><th>Margin</th><th>Level</th><th>Factor</th><th>Loss</th><th>Factor</th><th>Factor</th><th>Remark</th></tr><tr><th>MHz</th><th>dBV/m</th><th>dBV/m</th><th>dB</th><th>dBV/m</th><th>dB/m</th><th>dB</th><th>dB</th><th>dB</th><th>cm deg</th></tr></thead><tbody><tr><td>1 2370.25</td><td>45.67</td><td>54.00</td><td>-8.33</td><td>29.67</td><td>32.00</td><td>8.34</td><td>34.32</td><td>9.90</td><td>275 156 AVERAGE</td></tr></tbody></table></div>		Limit	Read	Ant	Cable	Preamp	Aux	APos	TPos		Freq	Level	Line	Margin	Level	Factor	Loss	Factor	Factor	Remark	MHz	dBV/m	dBV/m	dB	dBV/m	dB/m	dB	dB	dB	cm deg	1 2370.25	45.67	54.00	-8.33	29.67	32.00	8.34	34.32	9.90	275 156 AVERAGE	<div><p>Site : 03CH07-HY Condition: AVG_54 3m HF_ANT_00075962 HORIZONTAL : RBW:1000.000kHz VBW:5.600kHz SUT:Auto</p><table><thead><tr><th></th><th>Limit</th><th>Read</th><th>Ant</th><th>Cable</th><th>Preamp</th><th>Aux</th><th>APos</th><th>TPos</th><th></th></tr><tr><th>Freq</th><th>Level</th><th>Line</th><th>Margin</th><th>Level</th><th>Factor</th><th>Loss</th><th>Factor</th><th>Factor</th><th>Remark</th></tr><tr><th>MHz</th><th>dBV/m</th><th>dBV/m</th><th>dB</th><th>dBV/m</th><th>dB/m</th><th>dB</th><th>dB</th><th>dB</th><th>cm deg</th></tr></thead><tbody><tr><td>1 2448.00</td><td>180.52</td><td>-----</td><td>-----</td><td>87.25</td><td>32.20</td><td>8.45</td><td>34.30</td><td>9.92</td><td>275 156 AVERAGE</td></tr></tbody></table></div>		Limit	Read	Ant	Cable	Preamp	Aux	APos	TPos		Freq	Level	Line	Margin	Level	Factor	Loss	Factor	Factor	Remark	MHz	dBV/m	dBV/m	dB	dBV/m	dB/m	dB	dB	dB	cm deg	1 2448.00	180.52	-----	-----	87.25	32.20	8.45	34.30	9.92	275 156 AVERAGE
	Limit	Read	Ant	Cable	Preamp	Aux	APos	TPos																																																																										
Freq	Level	Line	Margin	Level	Factor	Loss	Factor	Factor	Remark																																																																									
MHz	dBV/m	dBV/m	dB	dBV/m	dB/m	dB	dB	dB	cm deg																																																																									
1 2370.25	45.67	54.00	-8.33	29.67	32.00	8.34	34.32	9.90	275 156 AVERAGE																																																																									
	Limit	Read	Ant	Cable	Preamp	Aux	APos	TPos																																																																										
Freq	Level	Line	Margin	Level	Factor	Loss	Factor	Factor	Remark																																																																									
MHz	dBV/m	dBV/m	dB	dBV/m	dB/m	dB	dB	dB	cm deg																																																																									
1 2448.00	180.52	-----	-----	87.25	32.20	8.45	34.30	9.92	275 156 AVERAGE																																																																									

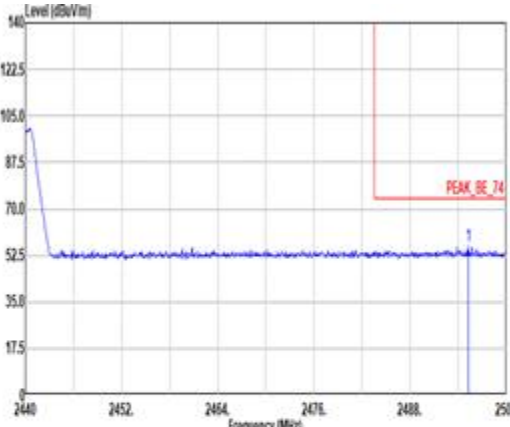
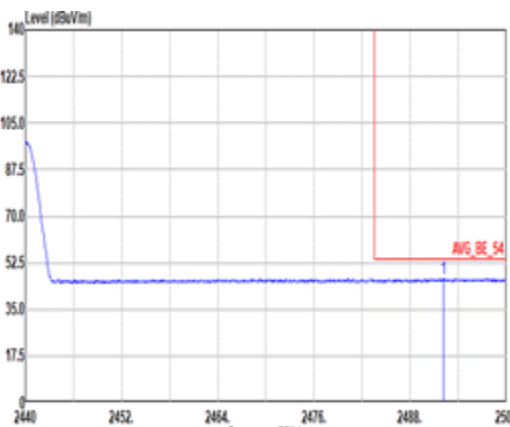


Mode	5																																																								
	Band Edge - R																																																								
	2400-2483.5_Bluetooth-LE _CH19_2440MHz																																																								
Pol.	Horizontal						Fundamental																																																		
Peak	<div><p>Site : 80CH07-HY Condition: PEAK_BE_74 3e HF_ANT_00075962 HORIZONTAL : RBW:1000.000kHz VBW:3000.000kHz SUT:Auto</p><table><tr><th></th><th>Limit</th><th>Read</th><th>Ant</th><th>Cable</th><th>Preamp</th><th>Aux</th><th>APos</th><th>TPos</th><th colspan="2">Remark</th></tr><tr><th>Freq</th><th>Level</th><th>Line Margin</th><th>Level Factor</th><th>Loss Factor</th><th>Factor</th><th>Factor</th><th></th><th></th><th>cm</th><th>deg</th></tr><tr><th></th><th>MHz</th><th>dBuV/m</th><th>dBuV/m</th><th>dB</th><th>dBuV</th><th>dB/m</th><th>dB</th><th>dB</th><th></th><th></th></tr><tr><td>1</td><td>2485.74</td><td>55.45</td><td>74.00</td><td>-18.55</td><td>30.60</td><td>32.56</td><td>8.54</td><td>34.27</td><td>9.94</td><td>275</td><td>156</td><td>PEAK</td></tr></table></div>							Limit	Read	Ant	Cable	Preamp	Aux	APos	TPos	Remark		Freq	Level	Line Margin	Level Factor	Loss Factor	Factor	Factor			cm	deg		MHz	dBuV/m	dBuV/m	dB	dBuV	dB/m	dB	dB			1	2485.74	55.45	74.00	-18.55	30.60	32.56	8.54	34.27	9.94	275	156	PEAK	Blank				
	Limit	Read	Ant	Cable	Preamp	Aux	APos	TPos	Remark																																																
Freq	Level	Line Margin	Level Factor	Loss Factor	Factor	Factor			cm	deg																																															
	MHz	dBuV/m	dBuV/m	dB	dBuV	dB/m	dB	dB																																																	
1	2485.74	55.45	74.00	-18.55	30.60	32.56	8.54	34.27	9.94	275	156	PEAK																																													
Avg	<div><p>Site : 80CH07-HY Condition: AVG_BE_54 3e HF_ANT_00075962 HORIZONTAL : RBW:1000.000kHz VBW:5.600kHz SUT:Auto</p><table><tr><th></th><th>Limit</th><th>Read</th><th>Ant</th><th>Cable</th><th>Preamp</th><th>Aux</th><th>APos</th><th>TPos</th><th colspan="2">Remark</th></tr><tr><th>Freq</th><th>Level</th><th>Line Margin</th><th>Level Factor</th><th>Loss Factor</th><th>Factor</th><th>Factor</th><th></th><th></th><th>cm</th><th>deg</th></tr><tr><th></th><th>MHz</th><th>dBuV/m</th><th>dBuV/m</th><th>dB</th><th>dBuV</th><th>dB/m</th><th>dB</th><th>dB</th><th></th><th></th></tr><tr><td>1</td><td>2487.34</td><td>46.42</td><td>54.00</td><td>-7.58</td><td>29.64</td><td>32.57</td><td>8.54</td><td>34.27</td><td>9.94</td><td>275</td><td>156</td><td>AVERAGE</td></tr></table></div>							Limit	Read	Ant	Cable	Preamp	Aux	APos	TPos	Remark		Freq	Level	Line Margin	Level Factor	Loss Factor	Factor	Factor			cm	deg		MHz	dBuV/m	dBuV/m	dB	dBuV	dB/m	dB	dB			1	2487.34	46.42	54.00	-7.58	29.64	32.57	8.54	34.27	9.94	275	156	AVERAGE	Blank				
	Limit	Read	Ant	Cable	Preamp	Aux	APos	TPos	Remark																																																
Freq	Level	Line Margin	Level Factor	Loss Factor	Factor	Factor			cm	deg																																															
	MHz	dBuV/m	dBuV/m	dB	dBuV	dB/m	dB	dB																																																	
1	2487.34	46.42	54.00	-7.58	29.64	32.57	8.54	34.27	9.94	275	156	AVERAGE																																													



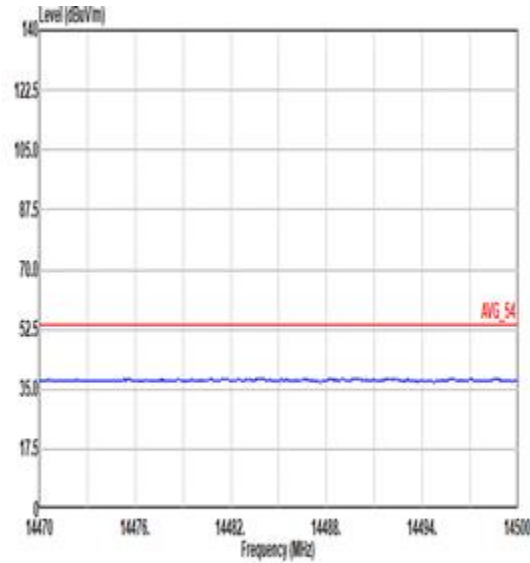
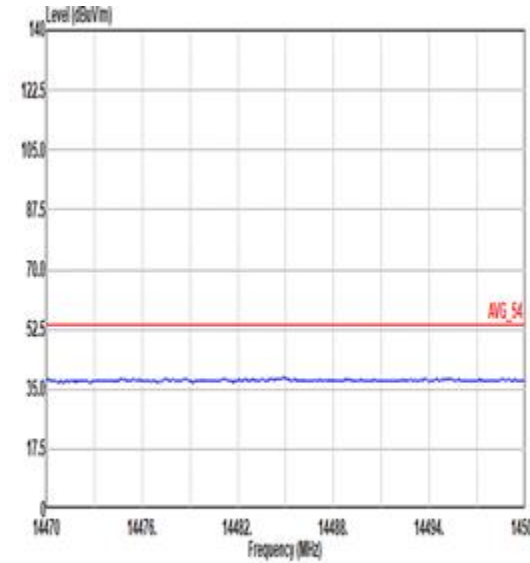
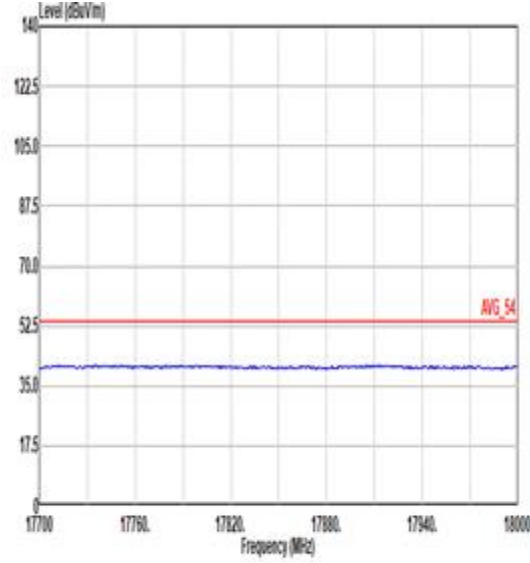
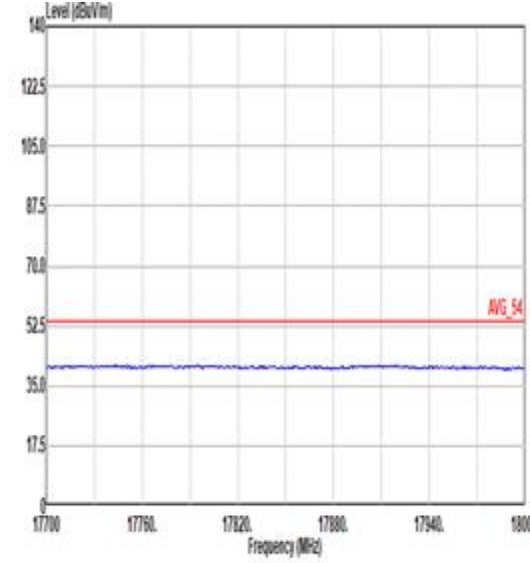
Mode	5																																																																																																		
	Band Edge - L																																																																																																		
	2400-2483.5_Bluetooth-LE_CH19_2440MHz																																																																																																		
Pol.	Vertical						Fundamental																																																																																												
Peak																																																																																																			
	<p>Site : 03CH07-HY Condition: PEAK_74 3m HF_ANT_00075962 VERTICAL : RBW:1000.000kHz VBW:3000.000kHz SUT:Auto</p> <table><thead><tr><th></th><th>Limit</th><th>Read</th><th>Ant</th><th>Cable</th><th>Preamp</th><th>Aux</th><th>APos</th><th>TPos</th><th>Remark</th></tr><tr><th>Freq</th><th>Level</th><th>Line Margin</th><th>Level Factor</th><th>Loss Factor</th><th>Factor</th><th>Factor</th><th></th><th></th><th></th></tr><tr><th></th><th>MHz</th><th>dBuV/m</th><th>dBuV/m</th><th>dB</th><th>dBuV</th><th>dB/m</th><th>dB</th><th>dB</th><th>cm</th><th>deg</th></tr></thead><tbody><tr><td>1</td><td>2377.00</td><td>54.69</td><td>74.00</td><td>-19.31</td><td>30.70</td><td>32.07</td><td>0.34</td><td>34.32</td><td>9.90</td><td>400</td><td>185</td><td>PEAK</td></tr></tbody></table>							Limit	Read	Ant	Cable	Preamp	Aux	APos	TPos	Remark	Freq	Level	Line Margin	Level Factor	Loss Factor	Factor	Factor					MHz	dBuV/m	dBuV/m	dB	dBuV	dB/m	dB	dB	cm	deg	1	2377.00	54.69	74.00	-19.31	30.70	32.07	0.34	34.32	9.90	400	185	PEAK	<p>Site : 03CH07-HY Condition: PEAK_74 3m HF_ANT_00075962 VERTICAL : RBW:1000.000kHz VBW:3000.000kHz SUT:Auto</p> <table><thead><tr><th></th><th>Limit</th><th>Read</th><th>Ant</th><th>Cable</th><th>Preamp</th><th>Aux</th><th>APos</th><th>TPos</th><th>Remark</th></tr><tr><th>Freq</th><th>Level</th><th>Line Margin</th><th>Level Factor</th><th>Loss Factor</th><th>Factor</th><th>Factor</th><th></th><th></th><th></th></tr><tr><th></th><th>MHz</th><th>dBuV/m</th><th>dBuV/m</th><th>dB</th><th>dBuV</th><th>dB/m</th><th>dB</th><th>dB</th><th>cm</th><th>deg</th></tr></thead><tbody><tr><td>1</td><td>2440.00</td><td>100.00</td><td>-----</td><td>-----</td><td>83.73</td><td>32.20</td><td>0.45</td><td>34.30</td><td>9.92</td><td>400</td><td>185</td><td>PEAK</td></tr></tbody></table>							Limit	Read	Ant	Cable	Preamp	Aux	APos	TPos	Remark	Freq	Level	Line Margin	Level Factor	Loss Factor	Factor	Factor					MHz	dBuV/m	dBuV/m	dB	dBuV	dB/m	dB	dB	cm	deg	1	2440.00	100.00	-----	-----	83.73	32.20	0.45	34.30	9.92	400	185
	Limit	Read	Ant	Cable	Preamp	Aux	APos	TPos	Remark																																																																																										
Freq	Level	Line Margin	Level Factor	Loss Factor	Factor	Factor																																																																																													
	MHz	dBuV/m	dBuV/m	dB	dBuV	dB/m	dB	dB	cm	deg																																																																																									
1	2377.00	54.69	74.00	-19.31	30.70	32.07	0.34	34.32	9.90	400	185	PEAK																																																																																							
	Limit	Read	Ant	Cable	Preamp	Aux	APos	TPos	Remark																																																																																										
Freq	Level	Line Margin	Level Factor	Loss Factor	Factor	Factor																																																																																													
	MHz	dBuV/m	dBuV/m	dB	dBuV	dB/m	dB	dB	cm	deg																																																																																									
1	2440.00	100.00	-----	-----	83.73	32.20	0.45	34.30	9.92	400	185	PEAK																																																																																							
Avg																																																																																																			
	<p>Site : 03CH07-HY Condition: AVG_54 3m HF_ANT_00075962 VERTICAL : RBW:1000.000kHz VBW:5.600kHz SUT:Auto</p> <table><thead><tr><th></th><th>Limit</th><th>Read</th><th>Ant</th><th>Cable</th><th>Preamp</th><th>Aux</th><th>APos</th><th>TPos</th><th>Remark</th></tr><tr><th>Freq</th><th>Level</th><th>Line Margin</th><th>Level Factor</th><th>Loss Factor</th><th>Factor</th><th>Factor</th><th></th><th></th><th></th></tr><tr><th></th><th>MHz</th><th>dBuV/m</th><th>dBuV/m</th><th>dB</th><th>dBuV</th><th>dB/m</th><th>dB</th><th>dB</th><th>cm</th><th>deg</th></tr></thead><tbody><tr><td>1</td><td>2384.36</td><td>46.01</td><td>54.00</td><td>-7.99</td><td>29.90</td><td>32.10</td><td>0.35</td><td>34.32</td><td>9.90</td><td>400</td><td>185</td><td>AVERAGE</td></tr></tbody></table>							Limit	Read	Ant	Cable	Preamp	Aux	APos	TPos	Remark	Freq	Level	Line Margin	Level Factor	Loss Factor	Factor	Factor					MHz	dBuV/m	dBuV/m	dB	dBuV	dB/m	dB	dB	cm	deg	1	2384.36	46.01	54.00	-7.99	29.90	32.10	0.35	34.32	9.90	400	185	AVERAGE	<p>Site : 03CH07-HY Condition: AVG_54 3m HF_ANT_00075962 VERTICAL : RBW:1000.000kHz VBW:5.600kHz SUT:Auto</p> <table><thead><tr><th></th><th>Limit</th><th>Read</th><th>Ant</th><th>Cable</th><th>Preamp</th><th>Aux</th><th>APos</th><th>TPos</th><th>Remark</th></tr><tr><th>Freq</th><th>Level</th><th>Line Margin</th><th>Level Factor</th><th>Loss Factor</th><th>Factor</th><th>Factor</th><th></th><th></th><th></th></tr><tr><th></th><th>MHz</th><th>dBuV/m</th><th>dBuV/m</th><th>dB</th><th>dBuV</th><th>dB/m</th><th>dB</th><th>dB</th><th>cm</th><th>deg</th></tr></thead><tbody><tr><td>1</td><td>2440.00</td><td>90.60</td><td>-----</td><td>-----</td><td>82.41</td><td>32.20</td><td>0.45</td><td>34.30</td><td>9.92</td><td>400</td><td>185</td><td>AVERAGE</td></tr></tbody></table>							Limit	Read	Ant	Cable	Preamp	Aux	APos	TPos	Remark	Freq	Level	Line Margin	Level Factor	Loss Factor	Factor	Factor					MHz	dBuV/m	dBuV/m	dB	dBuV	dB/m	dB	dB	cm	deg	1	2440.00	90.60	-----	-----	82.41	32.20	0.45	34.30	9.92	400	185
	Limit	Read	Ant	Cable	Preamp	Aux	APos	TPos	Remark																																																																																										
Freq	Level	Line Margin	Level Factor	Loss Factor	Factor	Factor																																																																																													
	MHz	dBuV/m	dBuV/m	dB	dBuV	dB/m	dB	dB	cm	deg																																																																																									
1	2384.36	46.01	54.00	-7.99	29.90	32.10	0.35	34.32	9.90	400	185	AVERAGE																																																																																							
	Limit	Read	Ant	Cable	Preamp	Aux	APos	TPos	Remark																																																																																										
Freq	Level	Line Margin	Level Factor	Loss Factor	Factor	Factor																																																																																													
	MHz	dBuV/m	dBuV/m	dB	dBuV	dB/m	dB	dB	cm	deg																																																																																									
1	2440.00	90.60	-----	-----	82.41	32.20	0.45	34.30	9.92	400	185	AVERAGE																																																																																							



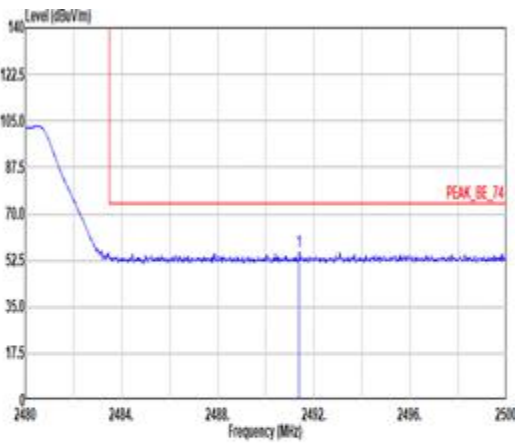
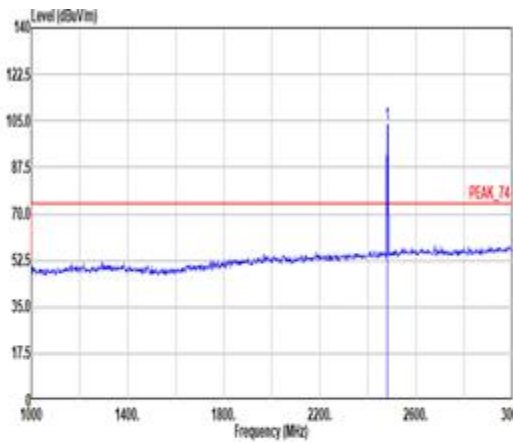
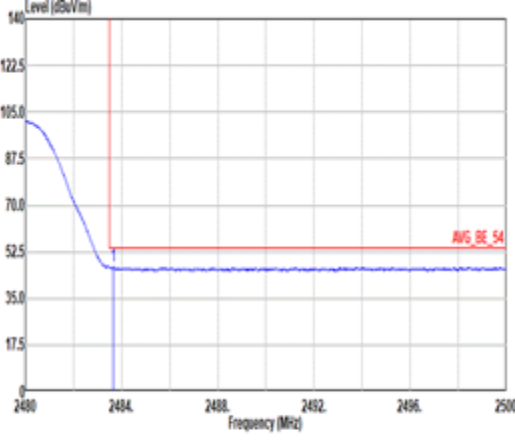
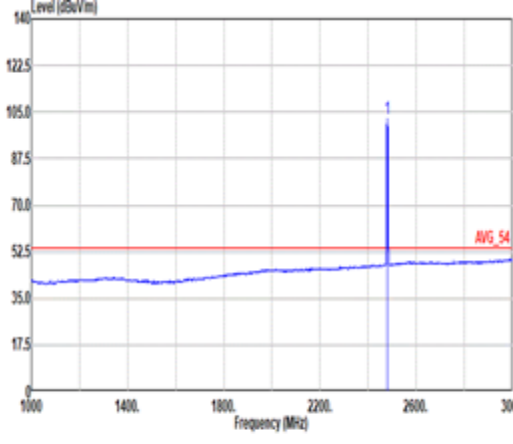
Mode	5																																											
	Band Edge - R																																											
	2400-2483.5_Bluetooth-LE_CH19_2440MHz																																											
Pol.	Vertical	Fundamental																																										
Peak	<div><p>Site : 80CH07-HY Condition: PEAK_BE_74 3e HF_ANT_00075962 VERTICAL : RBW:1000.000kHz VBW:3000.000kHz SUT:Auto</p><table><tr><th>Limit</th><th>Read</th><th>Ant</th><th>Cable</th><th>Preamp</th><th>Aux</th><th>APos</th><th>TPos</th><th>Remark</th></tr><tr><th>Freq</th><th>Level</th><th>Line</th><th>Margin</th><th>Level</th><th>Factor</th><th>Loss</th><th>Factor</th><th>Factor</th><th></th><th></th></tr><tr><th>MHz</th><th>dBuV/m</th><th>dBuV/m</th><th>dB</th><th>dBuV</th><th>dB/m</th><th>dB</th><th>dB</th><th>dB</th><th>cm</th><th>deg</th></tr><tr><td>1 2483.26</td><td>55.77</td><td>74.00</td><td>-18.23</td><td>39.01</td><td>32.55</td><td>8.54</td><td>34.27</td><td>9.94</td><td>400</td><td>185 PEAK</td></tr></table></div>	Limit	Read	Ant	Cable	Preamp	Aux	APos	TPos	Remark	Freq	Level	Line	Margin	Level	Factor	Loss	Factor	Factor			MHz	dBuV/m	dBuV/m	dB	dBuV	dB/m	dB	dB	dB	cm	deg	1 2483.26	55.77	74.00	-18.23	39.01	32.55	8.54	34.27	9.94	400	185 PEAK	Blank
Limit	Read	Ant	Cable	Preamp	Aux	APos	TPos	Remark																																				
Freq	Level	Line	Margin	Level	Factor	Loss	Factor	Factor																																				
MHz	dBuV/m	dBuV/m	dB	dBuV	dB/m	dB	dB	dB	cm	deg																																		
1 2483.26	55.77	74.00	-18.23	39.01	32.55	8.54	34.27	9.94	400	185 PEAK																																		
Avg	<div><p>Site : 80CH07-HY Condition: AVG_BE_54 3e HF_ANT_00075962 VERTICAL : RBW:1000.000kHz VBW:5.000kHz SUT:Auto</p><table><tr><th>Limit</th><th>Read</th><th>Ant</th><th>Cable</th><th>Preamp</th><th>Aux</th><th>APos</th><th>TPos</th><th>Remark</th></tr><tr><th>Freq</th><th>Level</th><th>Line</th><th>Margin</th><th>Level</th><th>Factor</th><th>Loss</th><th>Factor</th><th>Factor</th><th></th><th></th></tr><tr><th>MHz</th><th>dBuV/m</th><th>dBuV/m</th><th>dB</th><th>dBuV</th><th>dB/m</th><th>dB</th><th>dB</th><th>dB</th><th>cm</th><th>deg</th></tr><tr><td>1 2482.14</td><td>46.75</td><td>54.00</td><td>-7.25</td><td>30.03</td><td>32.52</td><td>8.53</td><td>34.27</td><td>9.94</td><td>400</td><td>185 AVERAGE</td></tr></table></div>	Limit	Read	Ant	Cable	Preamp	Aux	APos	TPos	Remark	Freq	Level	Line	Margin	Level	Factor	Loss	Factor	Factor			MHz	dBuV/m	dBuV/m	dB	dBuV	dB/m	dB	dB	dB	cm	deg	1 2482.14	46.75	54.00	-7.25	30.03	32.52	8.53	34.27	9.94	400	185 AVERAGE	Blank
Limit	Read	Ant	Cable	Preamp	Aux	APos	TPos	Remark																																				
Freq	Level	Line	Margin	Level	Factor	Loss	Factor	Factor																																				
MHz	dBuV/m	dBuV/m	dB	dBuV	dB/m	dB	dB	dB	cm	deg																																		
1 2482.14	46.75	54.00	-7.25	30.03	32.52	8.53	34.27	9.94	400	185 AVERAGE																																		

		5																																																													
Mode		Harmonic																																																													
		2400-2483.5_Bluetooth-LE_CH19_2440MHz																																																													
Pol.		Horizontal					Vertical																																																								
Peak Avg																																																															
		Site : 83CH07-HY Condition: PEAK_74 3m HF_ANT_00075962 HORIZONTAL																																																													
		<table><thead><tr><th></th><th>Freq</th><th>Level</th><th>Limit</th><th>Line Margin</th><th>Read</th><th>Ant</th><th>Cable</th><th>Preamp</th><th>Aux</th><th>APos</th><th>TPos</th><th>Remark</th></tr><tr><th></th><th>MHz</th><th>dBuV/m</th><th>dBuV/m</th><th>dB</th><th>dBuV</th><th>dB/m</th><th>dB</th><th>dB</th><th>dB</th><th>cm</th><th>deg</th><th></th></tr></thead><tbody><tr><td>1</td><td>4000.00</td><td>40.73</td><td>74.00</td><td>-33.27</td><td>52.54</td><td>34.20</td><td>12.83</td><td>59.82</td><td>0.90</td><td>--</td><td>--</td><td>PEAK</td></tr><tr><td>2</td><td>7320.00</td><td>41.24</td><td>74.00</td><td>-32.76</td><td>47.56</td><td>35.70</td><td>14.70</td><td>57.74</td><td>1.82</td><td>--</td><td>--</td><td>PEAK</td></tr></tbody></table>											Freq	Level	Limit	Line Margin	Read	Ant	Cable	Preamp	Aux	APos	TPos	Remark		MHz	dBuV/m	dBuV/m	dB	dBuV	dB/m	dB	dB	dB	cm	deg		1	4000.00	40.73	74.00	-33.27	52.54	34.20	12.83	59.82	0.90	--	--	PEAK	2	7320.00	41.24	74.00	-32.76	47.56	35.70	14.70	57.74	1.82	--	--	PEAK
	Freq	Level	Limit	Line Margin	Read	Ant	Cable	Preamp	Aux	APos	TPos	Remark																																																			
	MHz	dBuV/m	dBuV/m	dB	dBuV	dB/m	dB	dB	dB	cm	deg																																																				
1	4000.00	40.73	74.00	-33.27	52.54	34.20	12.83	59.82	0.90	--	--	PEAK																																																			
2	7320.00	41.24	74.00	-32.76	47.56	35.70	14.70	57.74	1.82	--	--	PEAK																																																			
		Site : 83CH07-HY Condition: PEAK_74 3m HF_ANT_00075962 VERTICAL																																																													
		<table><thead><tr><th></th><th>Freq</th><th>Level</th><th>Limit</th><th>Line Margin</th><th>Read</th><th>Ant</th><th>Cable</th><th>Preamp</th><th>Aux</th><th>APos</th><th>TPos</th><th>Remark</th></tr><tr><th></th><th>MHz</th><th>dBuV/m</th><th>dBuV/m</th><th>dB</th><th>dBuV</th><th>dB/m</th><th>dB</th><th>dB</th><th>dB</th><th>cm</th><th>deg</th><th></th></tr></thead><tbody><tr><td>1</td><td>4000.00</td><td>41.13</td><td>74.00</td><td>-32.87</td><td>52.94</td><td>34.20</td><td>12.83</td><td>59.82</td><td>0.90</td><td>--</td><td>--</td><td>PEAK</td></tr><tr><td>2</td><td>7320.00</td><td>41.53</td><td>74.00</td><td>-32.47</td><td>47.85</td><td>35.70</td><td>14.70</td><td>57.74</td><td>1.82</td><td>--</td><td>--</td><td>PEAK</td></tr></tbody></table>											Freq	Level	Limit	Line Margin	Read	Ant	Cable	Preamp	Aux	APos	TPos	Remark		MHz	dBuV/m	dBuV/m	dB	dBuV	dB/m	dB	dB	dB	cm	deg		1	4000.00	41.13	74.00	-32.87	52.94	34.20	12.83	59.82	0.90	--	--	PEAK	2	7320.00	41.53	74.00	-32.47	47.85	35.70	14.70	57.74	1.82	--	--	PEAK
	Freq	Level	Limit	Line Margin	Read	Ant	Cable	Preamp	Aux	APos	TPos	Remark																																																			
	MHz	dBuV/m	dBuV/m	dB	dBuV	dB/m	dB	dB	dB	cm	deg																																																				
1	4000.00	41.13	74.00	-32.87	52.94	34.20	12.83	59.82	0.90	--	--	PEAK																																																			
2	7320.00	41.53	74.00	-32.47	47.85	35.70	14.70	57.74	1.82	--	--	PEAK																																																			

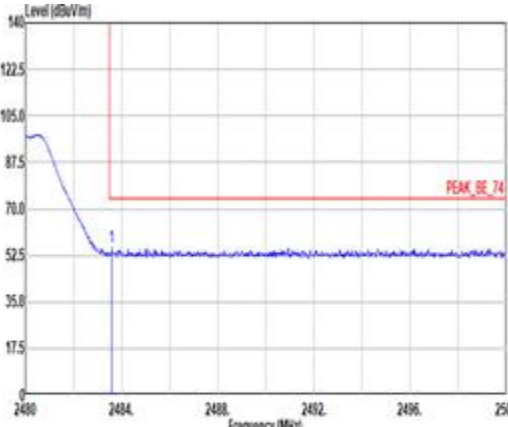
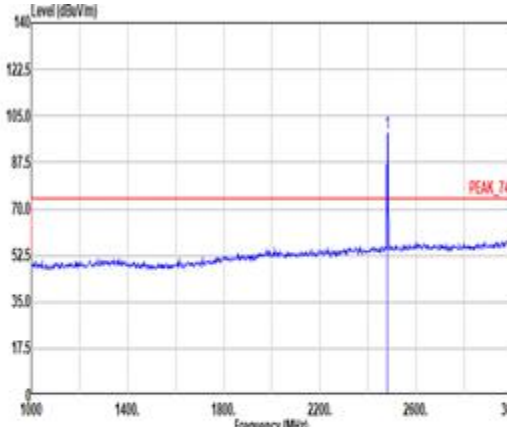
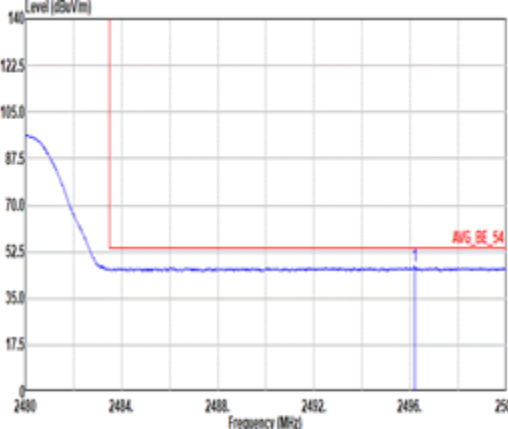
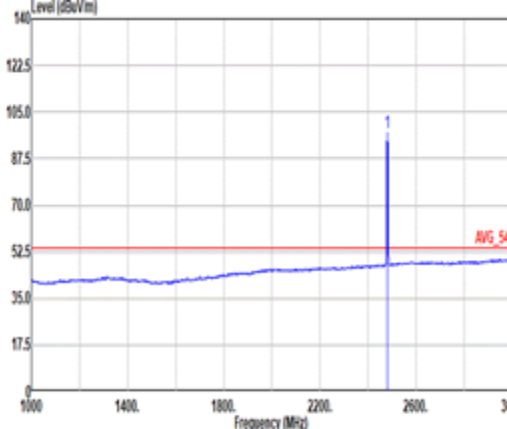


Mode	5	
	Harmonic	
	2400-2483.5_Bluetooth-LE_CH19_2440MHz	
Pol.	Horizontal	Vertical
14.47G ~14.5G Avg	 <p>Site : 83CH07-HY Condition: AVG_54 3m HF_ANT_00075962 HORIZONTAL</p>	 <p>Site : 83CH07-HY Condition: AVG_54 3m HF_ANT_00075962 VERTICAL</p>
17.7G ~18G Avg	 <p>Site : 83CH07-HY Condition: AVG_54 3m HF_ANT_00075962 HORIZONTAL</p>	 <p>Site : 83CH07-HY Condition: AVG_54 3m HF_ANT_00075962 VERTICAL</p>



Mode	6																																																																																							
	Band Edge																																																																																							
	2400-2483.5_Bluetooth-LE_CH39_2480MHz																																																																																							
Pol.	Horizontal	Fundamental																																																																																						
Peak	 <p>Site : 03CH07-HY Condition: PEAK_BE_74 3m HF_ANT_00075962 HORIZONTAL : RBW:1000.000kHz VBW:3000.000kHz SUT:Auto</p> <table><thead><tr><th></th><th>Limit</th><th>Read</th><th>Ant</th><th>Cable</th><th>Preamp</th><th>Aux</th><th>APos</th><th>TPos</th><th>Remark</th></tr><tr><th>Freq</th><th>Level</th><th>Line Margin</th><th>Level Factor</th><th>Loss Factor</th><th>Factor</th><th></th><th></th><th></th><th></th></tr><tr><th></th><th>MHz</th><th>dBuV/m</th><th>dBuV/m</th><th>dB</th><th>dBuV</th><th>dB/m</th><th>dB</th><th>dB</th><th>cm</th><th>deg</th></tr></thead><tbody><tr><td>1</td><td>2481.38</td><td>55.51</td><td>74.00</td><td>-18.49</td><td>30.00</td><td>32.51</td><td>0.53</td><td>34.27</td><td>9.94</td><td>266</td><td>274 PEAK</td></tr></tbody></table>		Limit	Read	Ant	Cable	Preamp	Aux	APos	TPos	Remark	Freq	Level	Line Margin	Level Factor	Loss Factor	Factor						MHz	dBuV/m	dBuV/m	dB	dBuV	dB/m	dB	dB	cm	deg	1	2481.38	55.51	74.00	-18.49	30.00	32.51	0.53	34.27	9.94	266	274 PEAK	 <p>Site : 03CH07-HY Condition: PEAK_74 3m HF_ANT_00075962 HORIZONTAL : RBW:1000.000kHz VBW:3000.000kHz SUT:Auto</p> <table><thead><tr><th></th><th>Limit</th><th>Read</th><th>Ant</th><th>Cable</th><th>Preamp</th><th>Aux</th><th>APos</th><th>TPos</th><th>Remark</th></tr><tr><th>Freq</th><th>Level</th><th>Line Margin</th><th>Level Factor</th><th>Loss Factor</th><th>Factor</th><th></th><th></th><th></th><th></th></tr><tr><th></th><th>MHz</th><th>dBuV/m</th><th>dBuV/m</th><th>dB</th><th>dBuV</th><th>dB/m</th><th>dB</th><th>dB</th><th>cm</th><th>deg</th></tr></thead><tbody><tr><td>1</td><td>2480.00</td><td>183.53</td><td>-----</td><td>-----</td><td>86.97</td><td>32.40</td><td>0.51</td><td>34.28</td><td>9.93</td><td>266</td><td>274 PEAK</td></tr></tbody></table>		Limit	Read	Ant	Cable	Preamp	Aux	APos	TPos	Remark	Freq	Level	Line Margin	Level Factor	Loss Factor	Factor						MHz	dBuV/m	dBuV/m	dB	dBuV	dB/m	dB	dB	cm	deg	1	2480.00	183.53	-----	-----	86.97	32.40	0.51	34.28	9.93	266	274 PEAK
		Limit	Read	Ant	Cable	Preamp	Aux	APos	TPos	Remark																																																																														
Freq	Level	Line Margin	Level Factor	Loss Factor	Factor																																																																																			
	MHz	dBuV/m	dBuV/m	dB	dBuV	dB/m	dB	dB	cm	deg																																																																														
1	2481.38	55.51	74.00	-18.49	30.00	32.51	0.53	34.27	9.94	266	274 PEAK																																																																													
	Limit	Read	Ant	Cable	Preamp	Aux	APos	TPos	Remark																																																																															
Freq	Level	Line Margin	Level Factor	Loss Factor	Factor																																																																																			
	MHz	dBuV/m	dBuV/m	dB	dBuV	dB/m	dB	dB	cm	deg																																																																														
1	2480.00	183.53	-----	-----	86.97	32.40	0.51	34.28	9.93	266	274 PEAK																																																																													
Avg	 <p>Site : 03CH07-HY Condition: AVG_BE_54 3m HF_ANT_00075962 HORIZONTAL : RBW:1000.000kHz VBW:5.600kHz SUT:Auto</p> <table><thead><tr><th></th><th>Limit</th><th>Read</th><th>Ant</th><th>Cable</th><th>Preamp</th><th>Aux</th><th>APos</th><th>TPos</th><th>Remark</th></tr><tr><th>Freq</th><th>Level</th><th>Line Margin</th><th>Level Factor</th><th>Loss Factor</th><th>Factor</th><th></th><th></th><th></th><th></th></tr><tr><th></th><th>MHz</th><th>dBuV/m</th><th>dBuV/m</th><th>dB</th><th>dBuV</th><th>dB/m</th><th>dB</th><th>dB</th><th>cm</th><th>deg</th></tr></thead><tbody><tr><td>1</td><td>2483.64</td><td>46.79</td><td>54.00</td><td>-7.21</td><td>30.18</td><td>32.44</td><td>0.52</td><td>34.28</td><td>9.93</td><td>266</td><td>274 AVERAGE</td></tr></tbody></table>		Limit	Read	Ant	Cable	Preamp	Aux	APos	TPos	Remark	Freq	Level	Line Margin	Level Factor	Loss Factor	Factor						MHz	dBuV/m	dBuV/m	dB	dBuV	dB/m	dB	dB	cm	deg	1	2483.64	46.79	54.00	-7.21	30.18	32.44	0.52	34.28	9.93	266	274 AVERAGE	 <p>Site : 03CH07-HY Condition: AVG_54 3m HF_ANT_00075962 HORIZONTAL : RBW:1000.000kHz VBW:5.600kHz SUT:Auto</p> <table><thead><tr><th></th><th>Limit</th><th>Read</th><th>Ant</th><th>Cable</th><th>Preamp</th><th>Aux</th><th>APos</th><th>TPos</th><th>Remark</th></tr><tr><th>Freq</th><th>Level</th><th>Line Margin</th><th>Level Factor</th><th>Loss Factor</th><th>Factor</th><th></th><th></th><th></th><th></th></tr><tr><th></th><th>MHz</th><th>dBuV/m</th><th>dBuV/m</th><th>dB</th><th>dBuV</th><th>dB/m</th><th>dB</th><th>dB</th><th>cm</th><th>deg</th></tr></thead><tbody><tr><td>1</td><td>2480.00</td><td>182.36</td><td>-----</td><td>-----</td><td>85.00</td><td>32.40</td><td>0.51</td><td>34.28</td><td>9.93</td><td>266</td><td>274 AVERAGE</td></tr></tbody></table>		Limit	Read	Ant	Cable	Preamp	Aux	APos	TPos	Remark	Freq	Level	Line Margin	Level Factor	Loss Factor	Factor						MHz	dBuV/m	dBuV/m	dB	dBuV	dB/m	dB	dB	cm	deg	1	2480.00	182.36	-----	-----	85.00	32.40	0.51	34.28	9.93	266	274 AVERAGE
		Limit	Read	Ant	Cable	Preamp	Aux	APos	TPos	Remark																																																																														
Freq	Level	Line Margin	Level Factor	Loss Factor	Factor																																																																																			
	MHz	dBuV/m	dBuV/m	dB	dBuV	dB/m	dB	dB	cm	deg																																																																														
1	2483.64	46.79	54.00	-7.21	30.18	32.44	0.52	34.28	9.93	266	274 AVERAGE																																																																													
	Limit	Read	Ant	Cable	Preamp	Aux	APos	TPos	Remark																																																																															
Freq	Level	Line Margin	Level Factor	Loss Factor	Factor																																																																																			
	MHz	dBuV/m	dBuV/m	dB	dBuV	dB/m	dB	dB	cm	deg																																																																														
1	2480.00	182.36	-----	-----	85.00	32.40	0.51	34.28	9.93	266	274 AVERAGE																																																																													



		6																																																																																
Mode	Band Edge																																																																																	
	2400-2483.5_Bluetooth-LE_CH39_2480MHz																																																																																	
Pol.	Vertical	Fundamental																																																																																
Peak	<div><p>Site : 03CH07-HY Condition: PEAK_BE_74 3m HF_ANT_00075962 VERTICAL : RBW:1000.000kHz VBW:3000.000kHz SUT:Auto</p><table><thead><tr><th></th><th>Limit</th><th>Read</th><th>Ant</th><th>Cable</th><th>Preamp</th><th>Aux</th><th>APos</th><th>TPos</th><th></th></tr><tr><th>Freq</th><th>Level</th><th>Line</th><th>Margin</th><th>Level</th><th>Factor</th><th>Loss</th><th>Factor</th><th>Factor</th><th>Remark</th></tr><tr><th>MHz</th><th>dBV/m</th><th>dBV/m</th><th>dB</th><th>dBV/m</th><th>dB/m</th><th>dB</th><th>dB</th><th>dB</th><th>cm</th></tr></thead><tbody><tr><td>1 2483.60</td><td>55.29</td><td>74.00</td><td>-18.71</td><td>30.68</td><td>32.44</td><td>8.52</td><td>34.28</td><td>9.93</td><td>241 240 PEAK</td></tr></tbody></table></div>		Limit	Read	Ant	Cable	Preamp	Aux	APos	TPos		Freq	Level	Line	Margin	Level	Factor	Loss	Factor	Factor	Remark	MHz	dBV/m	dBV/m	dB	dBV/m	dB/m	dB	dB	dB	cm	1 2483.60	55.29	74.00	-18.71	30.68	32.44	8.52	34.28	9.93	241 240 PEAK	<div><p>Site : 03CH07-HY Condition: PEAK_74 3m HF_ANT_00075962 VERTICAL : RBW:1000.000kHz VBW:3000.000kHz SUT:Auto</p><table><thead><tr><th></th><th>Limit</th><th>Read</th><th>Ant</th><th>Cable</th><th>Preamp</th><th>Aux</th><th>APos</th><th>TPos</th><th></th></tr><tr><th>Freq</th><th>Level</th><th>Line</th><th>Margin</th><th>Level</th><th>Factor</th><th>Loss</th><th>Factor</th><th>Factor</th><th>Remark</th></tr><tr><th>MHz</th><th>dBV/m</th><th>dBV/m</th><th>dB</th><th>dBV/m</th><th>dB/m</th><th>dB</th><th>dB</th><th>dB</th><th>cm</th></tr></thead><tbody><tr><td>1 2480.00</td><td>56.17</td><td>74.00</td><td>-17.83</td><td>30.68</td><td>32.40</td><td>8.51</td><td>34.28</td><td>9.93</td><td>241 240 PEAK</td></tr></tbody></table></div>		Limit	Read	Ant	Cable	Preamp	Aux	APos	TPos		Freq	Level	Line	Margin	Level	Factor	Loss	Factor	Factor	Remark	MHz	dBV/m	dBV/m	dB	dBV/m	dB/m	dB	dB	dB	cm	1 2480.00	56.17	74.00	-17.83	30.68	32.40	8.51	34.28	9.93	241 240 PEAK
		Limit	Read	Ant	Cable	Preamp	Aux	APos	TPos																																																																									
Freq	Level	Line	Margin	Level	Factor	Loss	Factor	Factor	Remark																																																																									
MHz	dBV/m	dBV/m	dB	dBV/m	dB/m	dB	dB	dB	cm																																																																									
1 2483.60	55.29	74.00	-18.71	30.68	32.44	8.52	34.28	9.93	241 240 PEAK																																																																									
	Limit	Read	Ant	Cable	Preamp	Aux	APos	TPos																																																																										
Freq	Level	Line	Margin	Level	Factor	Loss	Factor	Factor	Remark																																																																									
MHz	dBV/m	dBV/m	dB	dBV/m	dB/m	dB	dB	dB	cm																																																																									
1 2480.00	56.17	74.00	-17.83	30.68	32.40	8.51	34.28	9.93	241 240 PEAK																																																																									
Avg	<div><p>Site : 03CH07-HY Condition: AVG_BE_54 3m HF_ANT_00075962 VERTICAL : RBW:1000.000kHz VBW:5.600kHz SUT:Auto</p><table><thead><tr><th></th><th>Limit</th><th>Read</th><th>Ant</th><th>Cable</th><th>Preamp</th><th>Aux</th><th>APos</th><th>TPos</th><th></th></tr><tr><th>Freq</th><th>Level</th><th>Line</th><th>Margin</th><th>Level</th><th>Factor</th><th>Loss</th><th>Factor</th><th>Factor</th><th>Remark</th></tr><tr><th>MHz</th><th>dBV/m</th><th>dBV/m</th><th>dB</th><th>dBV/m</th><th>dB/m</th><th>dB</th><th>dB</th><th>dB</th><th>cm</th></tr></thead><tbody><tr><td>1 2486.18</td><td>47.05</td><td>54.00</td><td>-6.95</td><td>30.28</td><td>32.56</td><td>8.54</td><td>34.27</td><td>9.94</td><td>241 240 AVERAGE</td></tr></tbody></table></div>		Limit	Read	Ant	Cable	Preamp	Aux	APos	TPos		Freq	Level	Line	Margin	Level	Factor	Loss	Factor	Factor	Remark	MHz	dBV/m	dBV/m	dB	dBV/m	dB/m	dB	dB	dB	cm	1 2486.18	47.05	54.00	-6.95	30.28	32.56	8.54	34.27	9.94	241 240 AVERAGE	<div><p>Site : 03CH07-HY Condition: AVG_54 3m HF_ANT_00075962 VERTICAL : RBW:1000.000kHz VBW:5.600kHz SUT:Auto</p><table><thead><tr><th></th><th>Limit</th><th>Read</th><th>Ant</th><th>Cable</th><th>Preamp</th><th>Aux</th><th>APos</th><th>TPos</th><th></th></tr><tr><th>Freq</th><th>Level</th><th>Line</th><th>Margin</th><th>Level</th><th>Factor</th><th>Loss</th><th>Factor</th><th>Factor</th><th>Remark</th></tr><tr><th>MHz</th><th>dBV/m</th><th>dBV/m</th><th>dB</th><th>dBV/m</th><th>dB/m</th><th>dB</th><th>dB</th><th>dB</th><th>cm</th></tr></thead><tbody><tr><td>1 2480.00</td><td>57.09</td><td>54.00</td><td>-3.09</td><td>30.53</td><td>32.40</td><td>8.51</td><td>34.28</td><td>9.93</td><td>241 240 AVERAGE</td></tr></tbody></table></div>		Limit	Read	Ant	Cable	Preamp	Aux	APos	TPos		Freq	Level	Line	Margin	Level	Factor	Loss	Factor	Factor	Remark	MHz	dBV/m	dBV/m	dB	dBV/m	dB/m	dB	dB	dB	cm	1 2480.00	57.09	54.00	-3.09	30.53	32.40	8.51	34.28	9.93	241 240 AVERAGE
		Limit	Read	Ant	Cable	Preamp	Aux	APos	TPos																																																																									
Freq	Level	Line	Margin	Level	Factor	Loss	Factor	Factor	Remark																																																																									
MHz	dBV/m	dBV/m	dB	dBV/m	dB/m	dB	dB	dB	cm																																																																									
1 2486.18	47.05	54.00	-6.95	30.28	32.56	8.54	34.27	9.94	241 240 AVERAGE																																																																									
	Limit	Read	Ant	Cable	Preamp	Aux	APos	TPos																																																																										
Freq	Level	Line	Margin	Level	Factor	Loss	Factor	Factor	Remark																																																																									
MHz	dBV/m	dBV/m	dB	dBV/m	dB/m	dB	dB	dB	cm																																																																									
1 2480.00	57.09	54.00	-3.09	30.53	32.40	8.51	34.28	9.93	241 240 AVERAGE																																																																									



6

Mode

Harmonic

2400-2483.5_Bluetooth-LE_CH39_2480MHz

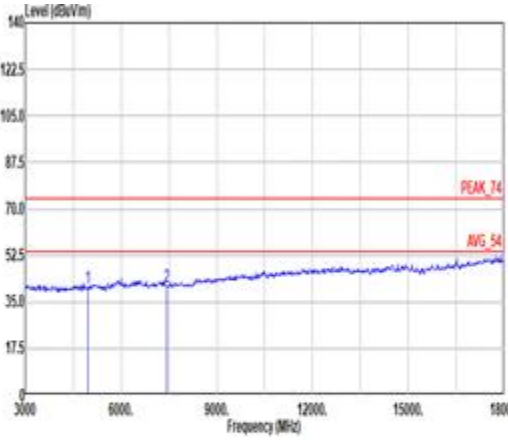
Pol.

Horizontal

Vertical

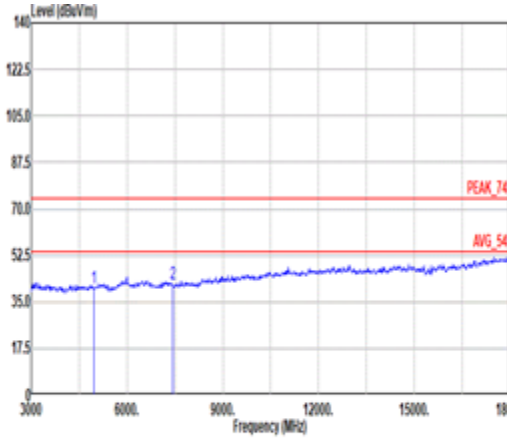
Peak

Avg



Site : 83CH07-HY
Condition: PEAK_74 3m HF_ANT_00075962 HORIZONTAL

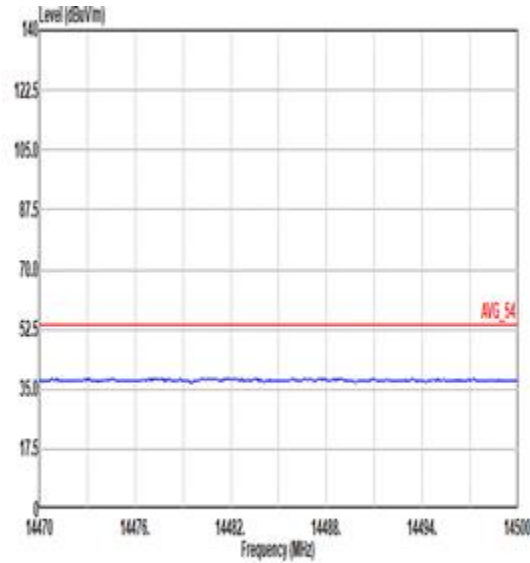
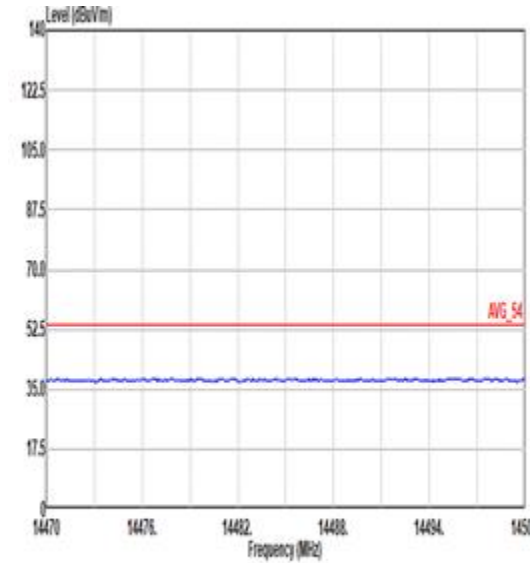
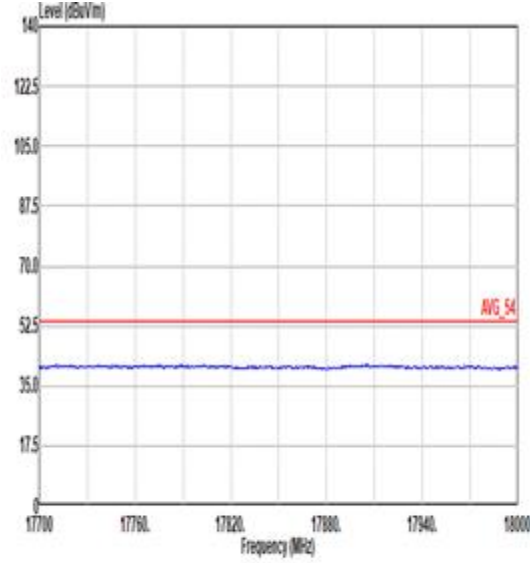
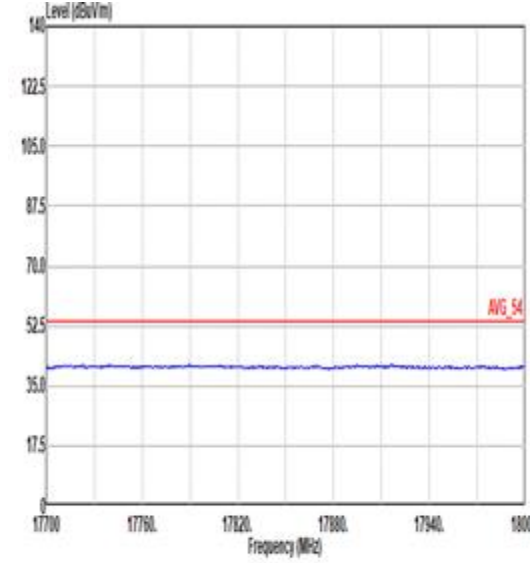
	Limit	Read	Ant	Cable	Preamp	Aux	APos	TPos	Remark		
Freq	Level	Line Margin	Level Factor	Loss Factor	Loss Factor	Factor					
MHz	dBuV/m	dBuV/m	dB	dBuV	dB/m	dB	dB	cm	deg		
1	4968.00	40.21	74.00	-33.79	51.60	34.32	12.14	58.84	0.99	--	PEAK
2	7448.00	40.93	74.00	-33.87	47.22	35.70	14.87	57.89	1.03	--	PEAK



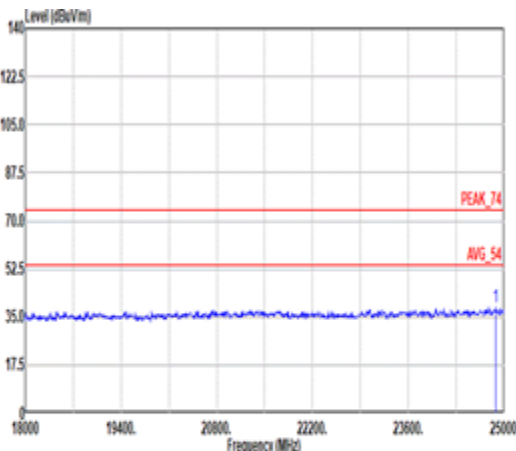
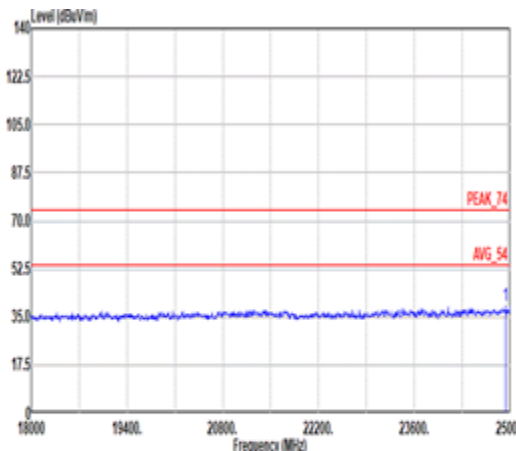
Site : 83CH07-HY
Condition: PEAK_74 3m HF_ANT_00075962 VERTICAL

	Limit	Read	Ant	Cable	Preamp	Aux	APos	TPos	Remark		
Freq	Level	Line Margin	Level Factor	Loss Factor	Loss Factor	Factor					
MHz	dBuV/m	dBuV/m	dB	dBuV	dB/m	dB	dB	cm	deg		
1	4968.00	40.21	74.00	-33.79	51.60	34.32	12.14	58.84	0.99	--	PEAK
2	7448.00	41.58	74.00	-32.50	47.79	35.70	14.87	57.89	1.03	--	PEAK



Mode	6	
	Harmonic	
	2400-2483.5_Bluetooth-LE_CH39_2480MHz	
Pol.	Horizontal	Vertical
14.47G ~14.5G Avg	 <p>Site : 83CH07-HY Condition: AVG_54 3m HF_ANT_00075962 HORIZONTAL</p>	 <p>Site : 83CH07-HY Condition: AVG_54 3m HF_ANT_00075962 VERTICAL</p>
17.7G ~18G Avg	 <p>Site : 83CH07-HY Condition: AVG_54 3m HF_ANT_00075962 HORIZONTAL</p>	 <p>Site : 83CH07-HY Condition: AVG_54 3m HF_ANT_00075962 VERTICAL</p>



Mode	7																																																																																							
	SHF																																																																																							
	2400-2483.5_Bluetooth-LE_CH39_2480MHz																																																																																							
Pol.	Horizontal	Vertical																																																																																						
Peak	<div><p>Site : Condition: PEAK_74 In SHF-EHF_9178991 HORIZONTAL</p><table><tr><th></th><th>Limit</th><th>Read</th><th>Ant</th><th>Cable</th><th>Preamp</th><th>Aux</th><th>APos</th><th>TPos</th><th></th></tr><tr><th>Freq</th><th>Level</th><th>Line Margin</th><th>Level Factor</th><th>Loss Factor</th><th>Loss Factor</th><th>Factor</th><th></th><th></th><th>Remark</th></tr><tr><th></th><th>MHz</th><th>dBuV/m</th><th>dBuV/m</th><th>dB</th><th>dBuV</th><th>dB/m</th><th>dB</th><th>dB</th><th>cm</th><th>deg</th></tr><tr><td>1</td><td>248074.00</td><td>38.79</td><td>74.00</td><td>-35.21</td><td>48.09</td><td>39.20</td><td>18.57</td><td>57.53</td><td>-9.54</td><td>--</td><td>Peak</td></tr></table></div>		Limit	Read	Ant	Cable	Preamp	Aux	APos	TPos		Freq	Level	Line Margin	Level Factor	Loss Factor	Loss Factor	Factor			Remark		MHz	dBuV/m	dBuV/m	dB	dBuV	dB/m	dB	dB	cm	deg	1	248074.00	38.79	74.00	-35.21	48.09	39.20	18.57	57.53	-9.54	--	Peak	<div><p>Site : Condition: PEAK_74 In SHF-EHF_9178991 VERTICAL</p><table><tr><th></th><th>Limit</th><th>Read</th><th>Ant</th><th>Cable</th><th>Preamp</th><th>Aux</th><th>APos</th><th>TPos</th><th></th></tr><tr><th>Freq</th><th>Level</th><th>Line Margin</th><th>Level Factor</th><th>Loss Factor</th><th>Loss Factor</th><th>Factor</th><th></th><th></th><th>Remark</th></tr><tr><th></th><th>MHz</th><th>dBuV/m</th><th>dBuV/m</th><th>dB</th><th>dBuV</th><th>dB/m</th><th>dB</th><th>dB</th><th>cm</th><th>deg</th></tr><tr><td>1</td><td>248037.00</td><td>39.21</td><td>74.00</td><td>-34.79</td><td>48.46</td><td>39.15</td><td>18.60</td><td>57.46</td><td>-9.54</td><td>--</td><td>Peak</td></tr></table></div>		Limit	Read	Ant	Cable	Preamp	Aux	APos	TPos		Freq	Level	Line Margin	Level Factor	Loss Factor	Loss Factor	Factor			Remark		MHz	dBuV/m	dBuV/m	dB	dBuV	dB/m	dB	dB	cm	deg	1	248037.00	39.21	74.00	-34.79	48.46	39.15	18.60	57.46	-9.54	--	Peak
	Limit	Read	Ant	Cable	Preamp	Aux	APos	TPos																																																																																
Freq	Level	Line Margin	Level Factor	Loss Factor	Loss Factor	Factor			Remark																																																																															
	MHz	dBuV/m	dBuV/m	dB	dBuV	dB/m	dB	dB	cm	deg																																																																														
1	248074.00	38.79	74.00	-35.21	48.09	39.20	18.57	57.53	-9.54	--	Peak																																																																													
	Limit	Read	Ant	Cable	Preamp	Aux	APos	TPos																																																																																
Freq	Level	Line Margin	Level Factor	Loss Factor	Loss Factor	Factor			Remark																																																																															
	MHz	dBuV/m	dBuV/m	dB	dBuV	dB/m	dB	dB	cm	deg																																																																														
1	248037.00	39.21	74.00	-34.79	48.46	39.15	18.60	57.46	-9.54	--	Peak																																																																													



8

Mode

LF

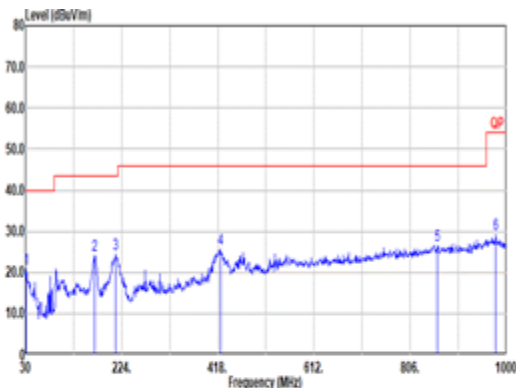
2400-2483.5_Bluetooth-LE_CH39_2480MHz

Pol.

Horizontal

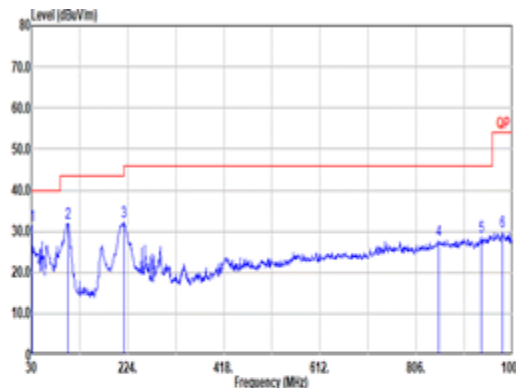
Vertical

QP/
Peak



Site : 83CH07-HY
Condition: QP 3m 81log_35419 HORIZONTAL

	Limit	Read	Ant	Cable Preamp	Aux	APos	TPos					
Freq	Level	Line Margin	Level Factor	Loss Factor	Factor			Remark				
MHz	dBm	dBm	dB	dBm	dB	dB	dB	cm	deg			
1	30.97	20.95	40.00	-19.05	25.00	24.01	1.04	29.90	0.00	--	--	PEAK
2	169.68	24.26	43.50	-19.24	36.23	15.61	2.30	29.88	0.00	--	--	PEAK
3	212.36	24.36	43.50	-19.14	36.72	14.90	2.57	29.83	0.00	--	--	PEAK
4	422.05	25.74	46.00	-20.26	29.76	22.23	3.53	29.70	0.00	--	--	PEAK
5	868.32	26.51	46.00	-19.49	22.26	28.18	5.06	28.99	0.00	--	--	PEAK
6	978.66	29.14	54.00	-24.86	22.18	29.90	5.42	28.36	0.00	--	--	PEAK



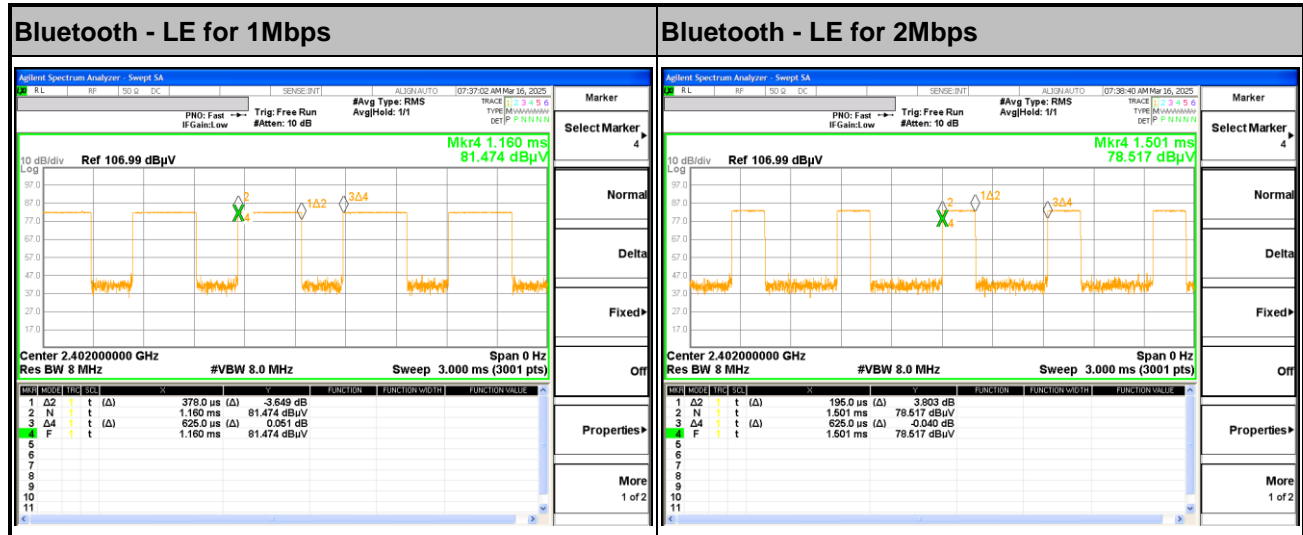
Site : 83CH07-HY
Condition: QP 3m 81log_35419 VERTICAL

	Limit	Read	Ant	Cable Preamp	Aux	APos	TPos					
Freq	Level	Line Margin	Level Factor	Loss Factor	Factor			Remark				
MHz	dBm	dBm	dB	dBm	dB	dB	dB	cm	deg			
1	30.97	31.32	40.00	-8.68	36.25	24.01	1.04	29.90	0.00	--	--	PEAK
2	183.72	32.09	43.50	-11.41	44.06	16.12	1.82	29.91	0.00	--	--	PEAK
3	216.24	32.16	46.00	-13.84	44.45	14.95	2.59	29.83	0.00	--	--	PEAK
4	851.59	27.77	46.00	-18.23	23.22	28.54	5.04	29.03	0.00	--	--	PEAK
5	937.92	28.57	46.00	-17.43	22.95	29.01	5.27	28.66	0.00	--	--	PEAK
6	979.63	29.82	54.00	-24.18	22.66	30.00	5.43	28.35	0.00	--	--	PEAK



Appendix D. Duty Cycle Plots

Band	Duty Cycle(%)	T(us)	1/T(kHz)	VBW Setting
Bluetooth - LE for 1Mbps	60.48	378	2.65	3kHz
Bluetooth - LE for 2Mbps	73.58	195	5.13	5.6K



—THE END—