



# FCC RADIO TEST REPORT

**FCC ID** : A4RG0DZQ  
**Equipment** : Phone  
**Applicant** : Google LLC  
1600 Amphitheatre Parkway,  
Mountain View, California, 94043 USA  
**Standard** : FCC 47 CFR Part 2, 22(H), 24(E), 27, 90(R), 90(S)

The product was received on Sep. 08, 2022 and testing was performed from Sep. 20, 2022 to Oct. 27, 2022. We, Sporton International Inc. Wensan Laboratory, would like to declare that the tested sample has been evaluated in accordance with the test procedures given in ANSI / TIA-603-E and has been in compliance with the applicable technical standards.

The test results in this report apply exclusively to the tested model / sample. Without written approval from Sporton International Inc. Wensan Laboratory, the test report shall not be reproduced except in full.

*Louis Wu*

Approved by: Louis Wu

**Sporton International Inc. Wensan Laboratory**

No.58, Aly. 75, Ln. 564, Wenhua 3rd, Rd., Guishan Dist., Taoyuan City 333010, Taiwan (R.O.C.)



# Table of Contents

**History of this test report..... 3**

**Summary of Test Result..... 4**

**1 General Description ..... 6**

    1.1 Product Feature of Equipment Under Test.....6

    1.2 Product Specification of Equipment Under Test.....7

    1.3 Modification of EUT ..... 10

    1.4 Testing Location ..... 11

    1.5 Applicable Standards..... 12

**2 Test Configuration of Equipment Under Test ..... 13**

    2.1 Test Mode..... 13

    2.2 Connection Diagram of Test System..... 20

    2.3 Support Unit used in test configuration and system ..... 21

    2.4 Measurement Results Explanation Example..... 21

    2.5 Frequency List of Low/Middle/High Channels ..... 22

**3 Conducted Test Items..... 36**

    3.1 Measuring Instruments ..... 36

    3.2 Conducted Output Power and ERP/EIRP ..... 37

    3.3 Peak-to-Average Ratio ..... 38

    3.4 Occupied Bandwidth..... 39

    3.5 Conducted Band Edge ..... 40

    3.6 Emission Mask..... 43

    3.7 Conducted Spurious Emission ..... 45

    3.8 Frequency Stability ..... 46

**4 Radiated Test Items ..... 47**

    4.1 Measuring Instruments ..... 47

    4.2 Radiated Spurious Emission Measurement ..... 49

**5 List of Measuring Equipment..... 51**

**6 Uncertainty of Evaluation..... 54**

**Appendix A. Test Results of Conducted Test**

**Appendix B. Test Results of Radiated Test**

**Appendix C. Test Setup Photographs**



### History of this test report

Report No.	Version	Description	Issue Date
FG241215-02B	01	Initial issue of report	Nov. 28, 2022
FG241215-02B	02	Revise Standard and Test Setup Photographs	Dec. 01, 2022
FG241215-02B	03	Add remark for antenna information	Dec. 07, 2022
FG241215-02B	04	Remove LTE Band 38C data	Jan. 03, 2023



## Summary of Test Result

Report Clause	Ref Std. Clause	Test Items	Result (PASS/FAIL)	Remark
3.2	§2.1046	Conducted Output Power	Reporting only	-
	§22.913 (a)(5) §90.635	Effective Radiated Power (Band 5) (Band 26)	Pass	
	§27.50 (b)(10) §27.50 (c)(10)	Effective Radiated Power (Band 12) (Band 13) (Band 17) (Band 71)		
	§24.232 (c) §27.50 (h)(2)	Equivalent Isotropic Radiated Power (Band 2) (Band 25) (Band 7) (Band 38) (Band 41)		
	§27.50 (d)(4)	Equivalent Isotropic Radiated Power (Band 4) (Band 66)		
	§27.50 (a)(3)	Effective Isotropic Radiated Power (Band 30)		
	§90.542 (a)(7)	Effective Radiated Power (Band 14)		
3.3	§24.232 (d) §27.50 (d)(5)	Peak-to-Average Ratio	Pass	-
3.4	§2.1049	Occupied Bandwidth	Reporting only	-
3.5	§2.1051 §22.917 (a) §24.238 (a) §27.53 (c)(2)(4) §27.53 (g) §27.53 (h)	Conducted Band Edge Measurement (Band 2) (Band 4) (Band 5) (Band 12) (Band 13) (Band 17) (Band 25) (Band 26) (Band 66) (Band 71)	Pass	-
	§2.1051 §27.53 (m)(4)	Conducted Band Edge Measurement (Band 7) (Band 38) (Band 41)		
	§2.1051 §27.53 (a)(4)	Conducted Band Edge Measurement (Band 30)		
	§2.1051 §90.543 (e)(2)	Conducted Band Edge Measuremen (Band 14)		
3.6	§2.1051 §90.210 (n)	Emission Mask (Band 14)	Pass	-
	§2.1051 §90.691	Emission Masks (Band 26)		



Report Clause	Ref Std. Clause	Test Items	Result (PASS/FAIL)	Remark
3.7	§2.1051 §22.917 (a) §24.238 (a) §27.53 (c)(2) §27.53 (g) §27.53 (h) §90.691	Conducted Spurious Emission (Band 2) (Band 4) (Band 5) (Band 12) (Band 13) (Band 17) (Band 25) (Band 26) (Band 66) (Band 71)	Pass	-
	§2.1051 §27.53 (m)(4)	Conducted Spurious Emission (Band 7) (Band 38) (Band 41)		
	§2.1051 §27.53 (a)(4)	Conducted Spurious Emission (Band 30)		
	§2.1051 §90.543 (e)(3)	Conducted Spurious Emission (Band 14)		
3.8	§2.1055 §22.355 §24.235 §27.54 §90.539 (e) §90.691	Frequency Stability Temperature & Voltage	Pass	-
4.2	§2.1053 §22.917 (a) §24.238 (a) §27.53 (c)(2) §27.53 (f) §27.53 (g) §27.53 (h) §90.691	Radiated Spurious Emission (Band 2) (Band 4) (Band 5) (Band 12) (Band 13) (Band 17) (Band 25) (Band 26) (Band 66) (Band 71)	Pass	14.61 dB under the limit at 9231.000 MHz for Primary Antenna 6.33 dB under the limit at 6918.000 MHz for ASDIV Antenna
	§2.1053 §27.53 (m)(4)	Radiated Spurious Emission (Band 7) (Band 38) (Band 41)		
	§2.1053 §27.53 (a)(4)	Radiated Spurious Emission (Band 30)		
	§2.1053 §90.543 (e)(3) §90.543 (f)	Radiated Spurious Emission (Band 14)		

**Declaration of Conformity:**

- The test results (PASS/FAIL) with all measurement uncertainty excluded are presented in accordance with the regulation limits or requirements declared by manufacturers.  
It's means measurement values may risk exceeding the limit of regulation standards, if measurement uncertainty is include in test results.
- The measurement uncertainty please refer to report "Uncertainty of Evaluation".

**Comments and Explanations:**

The product specifications of the EUT presented in the report are declared by the manufacturer who shall take full responsibility for the authenticity.

**Reviewed by: William Chen**  
**Report Producer: Ruby Zou**



# 1 General Description

## 1.1 Product Feature of Equipment Under Test

Product Feature	
Equipment	Phone
FCC ID	A4RG0DZQ
EUT supports Radios application	GSM/EGPRS/WCDMA/HSPA/LTE/5G NR/ NFC/GNSS/WPT Client WLAN 11b/g/n HT20 WLAN 11a/n HT20/HT40 WLAN 11ac VHT20/VHT40/VHT80 WLAN 11ax HE20/HE40/HE80 Bluetooth BR/EDR/LE

**Remark:** The above EUT's information was declared by manufacturer.

EUT Information List	
S/N	Performed Test Item
28291FQHN00193	Conducted Measurement ERP/EIRP
28291FQHN00098 29081FQHN00200 28291FQHN00119	Radiated Spurious Emission



### 1.2 Product Specification of Equipment Under Test

Product Specification is subject to this standard	
<b>Tx Frequency</b>	LTE Band 2: 1850.7 MHz ~ 1909.3 MHz LTE Band 4: 1710.7 MHz ~ 1754.3 MHz LTE Band 5: 824.7 MHz ~ 848.3 MHz LTE Band 7: 2502.5 MHz ~ 2567.5 MHz LTE Band 12: 699.7 MHz ~ 715.3 MHz LTE Band 13: 779.5 MHz ~ 784.5 MHz LTE Band 14: 790.5 MHz ~ 795.5 MHz LTE Band 17: 706.5 MHz ~ 713.5 MHz LTE Band 25: 1850.7 MHz ~ 1914.3 MHz LTE Band 26: 824.7 MHz ~ 848.3 MHz (Part22H) LTE Band 26: 814.7 MHz ~ 823.3 MHz (Part90S) LTE Band 30: 2307.5 MHz ~ 2312.5 MHz LTE Band 38: 2572.5 MHz ~ 2617.5 MHz LTE Band 41: 2498.5 MHz ~ 2687.5 MHz LTE Band 66: 1710.7 MHz ~ 1754.3 MHz LTE Band 71: 665.5 MHz ~ 695.5 MHz
<b>Rx Frequency</b>	LTE Band 2: 1930.7 MHz ~ 1989.3 MHz LTE Band 4: 2110.7 MHz ~ 2154.3 MHz LTE Band 5: 869.7 MHz ~ 893.3 MHz LTE Band 7: 2622.5 MHz ~ 2687.5 MHz LTE Band 12: 729.7 MHz ~ 745.3 MHz LTE Band 13: 748.5 MHz ~ 753.5 MHz LTE Band 14: 760.5 MHz ~ 765.5 MHz LTE Band 17: 736.5 MHz ~ 743.5 MHz LTE Band 25: 1930.7 MHz ~ 1994.3 MHz LTE Band 26: 869.7MHz ~ 893.3MHz (Part22H) LTE Band 26: 859.7 MHz ~ 868.3 MHz (Part90S) LTE Band 30: 2352.5 MHz ~ 2357.5 MHz LTE Band 38: 2572.5MHz ~ 2617.5MHz LTE Band 41: 2498.5 MHz ~ 2687.5 MHz LTE Band 66: 2110.7 MHz ~ 2154.3 MHz LTE Band 71: 619.5 MHz ~ 649.5 MHz
<b>Bandwidth</b>	LTE Band 2: 1.4MHz / 3MHz / 5MHz / 10MHz / 15MHz / 20MHz LTE Band 4: 1.4MHz / 3MHz / 5MHz / 10MHz / 15MHz / 20MHz LTE Band 5: 1.4MHz / 3MHz / 5MHz / 10MHz LTE Band 7: 5MHz / 10MHz / 15MHz / 20MHz LTE Band 12: 1.4MHz / 3MHz / 5MHz / 10MHz LTE Band 13: 5MHz / 10MHz LTE Band 14: 5MHz / 10MHz LTE Band 17: 5MHz / 10MHz LTE Band 25: 1.4MHz / 3MHz / 5MHz / 10MHz / 15MHz / 20MHz LTE Band 26: 1.4MHz / 3MHz / 5MHz / 10MHz / 15MHz LTE Band 30: 5MHz / 10MHz LTE Band 38: 5MHz / 10MHz / 15MHz / 20MHz LTE Band 41: 5MHz / 10MHz / 15MHz / 20MHz LTE Band 66: 1.4MHz / 3MHz / 5MHz / 10MHz / 15MHz / 20MHz LTE Band 71: 5MHz / 10MHz / 15MHz / 20MHz



Product Specification is subject to this standard	
Maximum Output Power to Antenna	<p><b>&lt;Primary Antenna&gt;</b>  <b>&lt;Ant. 0&gt;</b>            LTE Band 5 : 24.56 dBm            LTE Band 5B : 23.83 dBm            LTE Band 12 : 24.34 dBm            LTE Band 13 : 24.33 dBm            LTE Band 14 : 24.43 dBm            LTE Band 17 : 24.35 dBm            LTE Band 26 : 24.53 dBm (Part22H)            LTE Band 26 : 24.56 dBm (Part90S)            LTE Band 71 : 24.57 dBm</p> <p><b>&lt;Ant. 2&gt;</b>            LTE Band 2 : 24.76 dBm            LTE Band 4 : 24.76 dBm            LTE Band 7 : 24.86 dBm            LTE Band 7C : 24.69 dBm            LTE Band 25 : 24.48 dBm            LTE Band 30 : 23.41 dBm            LTE Band 38 : 24.80 dBm            LTE Band 38 : 26.41 dBm for HPUE            LTE Band 41 : 24.19 dBm            LTE Band 41 : 25.79 dBm for HPUE            LTE Band 41C : 19.72 dBm            LTE Band 66 : 24.77 dBm            LTE Band 66B : 27.19 dBm            LTE Band 66C : 25.94 dBm</p> <p><b>&lt;ASDIV Antenna&gt;</b>  <b>&lt;Ant. 0&gt;</b>            LTE Band 2 : 24.07 dBm            LTE Band 4 : 24.08 dBm            LTE Band 7 : 24.49 dBm            LTE Band 7C : 21.75 dBm            LTE Band 25 : 23.94 dBm            LTE Band 30 : 23.95 dBm            LTE Band 38 : 24.15 dBm            LTE Band 38 : 25.80 dBm for HPUE            LTE Band 41 : 24.19 dBm            LTE Band 41 : 25.79 dBm for HPUE            LTE Band 41C : 20.36 dBm            LTE Band 66 : 24.13 dBm            LTE Band 66B : 24.17 dBm            LTE Band 66C : 22.50 dBm</p> <p><b>&lt;Ant. 1&gt;</b>            LTE Band 5 : 24.19 dBm            LTE Band 5B : 23.77 dBm            LTE Band 12 : 24.17 dBm            LTE Band 13 : 24.20 dBm            LTE Band 14 : 24.22 dBm            LTE Band 17 : 24.19 dBm            LTE Band 26 : 24.10 dBm (Part22H)            LTE Band 26 : 24.08 dBm (Part90S)            LTE Band 71 : 23.98 dBm</p>





Product Specification is subject to this standard	
Antenna Type	<Primary Antenna> <Ant. 0>: ILA Antenna <Ant. 2>: IFA Antenna <ASDIV Antenna> <Ant. 0>: ILA Antenna <Ant. 1>: ILA Antenna
Type of Modulation	QPSK / 16QAM / 64QAM / 256QAM

<Primary Antenna>

Radio Tech	Band Number	Antenna name	Gain
LTE	B2	Ant. 1	-3.5
		Ant. 2	-3.8
LTE	B4	Ant. 1	-4.7
		Ant. 2	-4.1
LTE	B5	Ant. 0	-5.3
LTE	B7	Ant. 2	-0.9
LTE	B12	Ant. 0	-6.0
LTE	B13	Ant. 0	-5.1
LTE	B14	Ant. 0	-5.1
LTE	B17	Ant. 0	-6.0
LTE	B25	Ant. 2	-3.8
LTE	B26	Ant. 0	-5.3
LTE	B30	Ant. 2	-1.5
LTE	B38	Ant. 2	-0.7
LTE	B41	Ant. 2	-0.7
LTE	B66	Ant. 1	-4.7
		Ant. 2	-4.1
LTE	B71	Ant. 0	-6.0



<ASDIV Antenna>

Radio Tech	Band Number	Antenna name	Gain
LTE	B2	Ant. 0	-2.7
		Ant. 5	-3.6
LTE	B4	Ant. 0	-3.3
		Ant. 5	-3.4
LTE	B5	Ant. 1	-7.5
LTE	B7	Ant. 0	-1.7
LTE	B12	Ant. 1	-10.1
LTE	B13	Ant. 1	-8.0
LTE	B14	Ant. 1	-8.0
LTE	B17	Ant. 1	-10.1
LTE	B25	Ant. 0	-2.7
LTE	B26	Ant. 1	-7.5
LTE	B30	Ant. 0	-1.1
LTE	B38	Ant. 0	-2.4
LTE	B41	Ant. 0	-1.7
LTE	B66	Ant. 0	-3.3
		Ant. 5	-3.3
LTE	B71	Ant. 1	-9.9

Remark:

1. The EUT's information above is declared by manufacturer. Please refer to Comments and Explanations in report summary.
2. LTE Band 2 Antenna 1 is operating under ENDC mode with lower conducted power. The EIRP calculation will pick Antenna 2 with higher conducted power rather than Antenna 1.

### 1.3 Modification of EUT

No modifications made to the EUT during the testing.



### 1.4 Testing Location

<b>Test Site</b>	Sporton International Inc. EMC & Wireless Communications Laboratory	
<b>Test Site Location</b>	No.52, Huaya 1st Rd., Guishan Dist., Taoyuan City 333, Taiwan (R.O.C.) TEL: +886-3-327-3456 FAX: +886-3-328-4978	
<b>Test Site No.</b>	<b>Sporton Site No.</b>	
	TH03-HY (TAF Code: 1190)	
<b>Test Engineer</b>	HaoEn Zhang	
<b>Temperature (°C)</b>	21.6~23.5	
<b>Relative Humidity (%)</b>	51.8~54.3	
<b>Remark</b>	The Conducted test item subcontracted to Sporton International Inc. EMC & Wireless Communications Laboratory	

<b>Test Site</b>	Sporton International Inc. Wensan Laboratory	
<b>Test Site Location</b>	No.58, Aly. 75, Ln. 564, Wenhua 3rd, Rd., Guishan Dist., Taoyuan City 333010, Taiwan (R.O.C.) TEL: +886-3-327-0868 FAX: +886-3-327-0855	
<b>Test Site No.</b>	<b>Sporton Site No.</b>	
	03CH11-HY	03CH12-HY
<b>Test Engineer</b>	Yuan Lee, Bill Chang, Fu Chen and Troye Hsieh	Jack Cheng, Tim Lee and Wilson Wu
<b>Temperature (°C)</b>	20.1~22.2	20~25
<b>Relative Humidity (%)</b>	56.2~68.7	50~60

**Note:** The test site complies with ANSI C63.4 2014 requirement.

FCC Designation No.: TW1190 and TW3786



## **1.5 Applicable Standards**

According to the specifications of the manufacturer, the EUT must comply with the requirements of the following standards:

- ♦ ANSI C63.26-2015
- ♦ ANSI / TIA-603-E
- ♦ FCC 47 CFR Part 2, 22(H), 24(E), 27, Part 90(R), Part 90(S)
- ♦ FCC KDB 971168 D01 Power Meas. License Digital Systems v03r01
- ♦ FCC KDB 412172 D01 Determining ERP and EIRP v01r01
- ♦ FCC KDB 414788 D01 Radiated Test Site v01r01.

**Remark:**

1. All the test items were validated and recorded in accordance with the standards without any modification during the testing.
2. The TAF code is not including all the FCC KDB listed without accreditation.



## 2 Test Configuration of Equipment Under Test

### 2.1 Test Mode

Antenna port conducted and radiated test items listed below are performed according to KDB 971168 D01 Power Meas. License Digital Systems v03r01 with maximum output power.

For radiated measurement, the measured emission level of the EUT was maximized by rotating the EUT on a turntable, adjusting the orientation of the EUT and EUT antenna in three orthogonal axis (X: flat, Y: portrait, Z: landscape) and accessory (Adapter or Earphone), and adjusting the measurement antenna orientation, following C63.26 exploratory test procedures and only the worst case emissions were reported in this report.

Test Items	Band	Bandwidth (MHz)						Modulation				RB #			Test Channel		
		1.4	3	5	10	15	20	QPSK	16QAM	64QAM	256QAM	1	Half	Full	L	M	H
Max. Output Power	2	v	v	v	v	v	v	v	v	v	v	v	v	v	v	v	v
	4	v	v	v	v	v	v	v	v	v	v	v	v	v	v	v	v
	5	v	v	v	v	-	-	v	v	v	v	v	v	v	v	v	v
	7	-	-	v	v	v	v	v	v	v	v	v	v	v	v	v	v
	12	v	v	v	v	-	-	v	v	v	v	v	v	v	v	v	v
	13	-	-	v	v	-	-	v	v	v	v	v	v	v	v	v	v
	14	-	-	v	v	-	-	v	v	v	v	v	v	v	v	v	v
	17	-	-	v	v	-	-	v	v	v	v	v	v	v	v	v	v
	25	v	v	v	v	v	v	v	v	v	v	v	v	v	v	v	v
	26	v	v	v	v	v	-	v	v	v	v	v	v	v	v	v	v
	30	-	-	v	v	-	-	v	v	v	v	v	v	v	v	v	v
	38	-	-	v	v	v	v	v	v	v	v	v	v	v	v	v	v
	41	-	-	v	v	v	v	v	v	v	v	v	v	v	v	v	v
	66	v	v	v	v	v	v	v	v	v	v	v	v	v	v	v	v
71	-	-	v	v	v	v	v	v	v	v	v	v	v	v	v	v	



Test Items	Band	Bandwidth (MHz)						Modulation				RB #			Test Channel		
		1.4	3	5	10	15	20	QPSK	16QAM	64QAM	256QAM	1	Half	Full	L	M	H
Peak-to-Average Ratio	2						v	v	v	v	v			v		v	
	4						v	v	v	v	v			v		v	
	5				v	-	-	v	v	v	v			v		v	
	7	-	-				v	v	v	v	v			v		v	
	12				v	-	-	v	v	v	v			v		v	
	13	-	-		v	-	-	v	v	v	v			v		v	
	14	-	-	v	v	-	-	v	v	v	v			v		v	
	17	-	-		v	-	-	v	v	v	v			v		v	
	25						v	v	v	v	v			v		v	
	26				v	v	-	v	v	v	v			v		v	
	30	-	-		v	-	-	v	v	v	v			v		v	
	38	Covered by Band 41															
	41	-	-				v	v	v	v	v			v		v	
	66						v	v	v	v	v			v		v	
71	-	-				v	v	v	v	v			v		v		
26dB and 99% Bandwidth	2	v	v	v	v	v	v	v	v	v	v			v		v	
	4	v	v	v	v	v	v	v	v	v	v			v		v	
	5	v	v	v	v	-	-	v	v	v	v			v		v	
	7	-	-	v	v	v	v	v	v	v	v			v		v	
	12	v	v	v	v	-	-	v	v	v	v			v		v	
	13	-	-	v	v	-	-	v	v	v	v			v		v	
	14	-	-	v	v	-	-	v	v	v	v			v		v	
	17	-	-	v	v	-	-	v	v	v	v			v		v	
	25	v	v	v	v	v	v	v	v	v	v			v		v	
	26	v	v	v	v	v	-	v	v	v	v			v		v	
	30	-	-	v	v	-	-	v	v	v	v			v		v	
	38	Covered by Band 41															
	41	-	-	v	v	v	v	v	v	v	v			v		v	
	66	v	v	v	v	v	v	v	v	v	v			v		v	
71	-	-	v	v	v	v	v	v	v	v			v		v		



Test Items	Band	Bandwidth (MHz)						Modulation				RB #			Test Channel		
		1.4	3	5	10	15	20	QPSK	16QAM	64QAM	256QAM	1	Half	Full	L	M	H
Conducted Band Edge	2	v	v	v	v	v	v	v	v	v	v	v		v	v		v
	4	v	v	v	v	v	v	v	v	v	v	v		v	v		v
	5	v	v	v	v	-	-	v	v	v	v	v		v	v		v
	7	-	-	v	v	v	v	v	v	v	v	v		v	v		v
	12	v	v	v	v	-	-	v	v	v	v	v		v	v		v
	13	-	-	v	v	-	-	v	v	v	v	v		v	v		v
	14	-	-	v	v	-	-	v	v	v	v	v		v	v		v
	17	-	-	v	v	-	-	v	v	v	v	v		v	v		v
	25	v	v	v	v	v	v	v	v	v	v	v		v	v		v
	26	v	v	v	v	v	-	v	v	v	v	v		v	v		v
	30	-	-	v	v	-	-	v	v	v	v	v		v	v		v
	38	Covered by Band 41															
	41	-	-	v	v	v	v	v	v	v	v	v		v	v		v
	66	v	v	v	v	v	v	v	v	v	v	v		v	v		v
71	-	-	v	v	v	v	v	v	v	v	v		v	v		v	
Emission Mask	14	-	-	v	v	-	-	v	v	v	v	v		v	v	v	v
	26	v	v	v	v	v	-	v	v	v	v	v		v	v		v
Conducted Spurious Emission	2	v	v	v	v	v	v	v				v			v	v	v
	4	v	v	v	v	v	v	v				v			v	v	v
	5	v	v	v	v	-	-	v				v			v	v	v
	7	-	-	v	v	v	v	v				v			v	v	v
	12	v	v	v	v	-	-	v				v			v	v	v
	13	-	-	v	v	-	-	v				v			v	v	v
	14	-	-	v	v	-	-	v				v			v	v	v
	17	-	-	v	v	-	-	v				v			v	v	v
	25	v	v	v	v	v	v	v				v			v	v	v
	26	v	v	v	v	v	-	v				v			v	v	v
	30	-	-	v	v	-	-	v				v			v	v	v
	38	Covered by Band 41															
	41	-	-	v	v	v	v	v				v			v	v	v
	66	v	v	v	v	v	v	v				v			v	v	v
71	-	-	v	v	v	v	v				v			v	v	v	



Test Items	Band	Bandwidth (MHz)						Modulation				RB #			Test Channel			
		1.4	3	5	10	15	20	QPSK	16QAM	64QAM	256QAM	1	Half	Full	L	M	H	
Frequency Stability	2				v			v							v		v	
	4				v			v							v		v	
	5				v	-	-	v							v		v	
	7	-	-		v			v							v		v	
	12				v	-	-	v							v		v	
	13	-	-		v	-	-	v							v		v	
	14	-	-	v	v	-	-	v							v		v	
	17	-	-		v	-	-	v							v		v	
	25				v			v							v		v	
	26				v	v	-	v							v	v	v	
	30	-	-		v	-	-	v							v		v	
	38	Covered by Band 41																
	41	-	-		v			v							v		v	
	66				v			v							v		v	
71	-	-		v			v							v		v		
E.R.P / E.I.R.P	2	v	v	v	v	v	v	v	v	v	v							
	4	v	v	v	v	v	v	v	v	v	v							
	5	v	v	v	v	-	-	v	v	v	v							
	7	-	-	v	v	v	v	v	v	v	v							
	12	v	v	v	v	-	-	v	v	v	v							
	13	-	-	v	v	-	-	v	v	v	v							
	14	-	-	v	v	-	-	v	v	v	v							
	17	-	-	v	v	-	-	v	v	v	v							
	25	v	v	v	v	v	v	v	v	v	v							
	26	v	v	v	v	v	-	v	v	v	v							
	30	-	-	v	v	-	-	v	v	v	v							
	38	-	-	v	v	v	v	v	v	v	v							
	41	-	-	v	v	v	v	v	v	v	v							
	66	v	v	v	v	v	v	v	v	v	v							
71	-	-	v	v	v	v	v	v	v	v								

Max. Power





Test Items	Band	Bandwidth (MHz)						Modulation				RB #			Test Channel		
		1.4	3	5	10	15	20	QPSK	16QAM	64QAM	256QAM	1	Half	Full	L	M	H
Radiated Spurious Emission	2	Worst Case										v	v	v			
	4	Worst Case										v	v	v			
	5	Worst Case										v	v	v			
	7	Worst Case										v	v	v			
	12	Worst Case										v	v	v			
	13	Worst Case										v	v	v			
	14	Worst Case										v	v	v			
	17	Worst Case										v	v	v			
	25	Worst Case										v	v	v			
	26	Worst Case										v	v	v			
	30	Worst Case										v	v	v			
	38	Worst Case										v	v	v			
	41	Worst Case										v	v	v			
	66	Worst Case										v	v	v			
71	Worst Case										v	v	v				
Remark	<ol style="list-style-type: none"> <li>The mark "v" means that this configuration is chosen for testing</li> <li>The mark "-" means that this bandwidth is not supported.</li> <li>The device is investigated from 30MHz to 10 times of fundamental signal for radiated spurious emission test under different RB size/offset and modulations in exploratory test. Subsequently, only the worst case emissions are reported.</li> <li>All the radiated test cases were performed with Adapter 1 and USB Cable 2.</li> <li>During the preliminary test, both charging modes (Adapter mode and WPT Client mode) were verified. It is determined that the adapter mode is the worst case for official test.</li> <li>Wider operating range bandwidth covers narrower one when the power is higher or the same.</li> <li>For One representative bandwidth is selected to perform PAR and frequency stability except for Band14 and Band 26.</li> </ol>																



Test Items	Band	Bandwidth (MHz)					Modulation				RB #			Test Channel					
		3+5	5+3	5+10	10+5	10+10	QPSK	16QAM	64QAM	256QAM	1	Half	Full	L	M	H			
Max. Output Power	5_CA	v	v	v	v	v	v	v	v	v	v	v	v	v	v	v	v	v	v
26dB and 99% Bandwidth	5_CA	v	v	v	v	v	v	v	v	v			v			v		v	
Conducted Band Edge	5_CA	v	v	v	v	v	v	v	v	v	v		v	v		v			v
Conducted Spurious Emission	5_CA	v	v	v	v	v	v				v						v	v	v
E.R.P.	5_CA	v	v	v	v	v	v	v	v	v	Max. Power								
Radiated Spurious Emission	5_CA	Worst Case												v	v	v			
Remark	<ol style="list-style-type: none"> <li>The mark "v" means that this configuration is chosen for testing</li> <li>The mark "-" means that this bandwidth is not supported.</li> <li>The device is investigated from 30MHz to 10 times of fundamental signal for radiated spurious emission test under different RB size/offset and modulations in exploratory test. Subsequently, only the worst case emissions are reported.</li> <li>All the radiated test cases were performed with Adapter 1 and USB Cable 2.</li> <li>During the preliminary test, both charging modes (Adapter mode and WPT Client mode) were verified. It is determined that the adapter mode is the worst case for official test.</li> </ol>																		

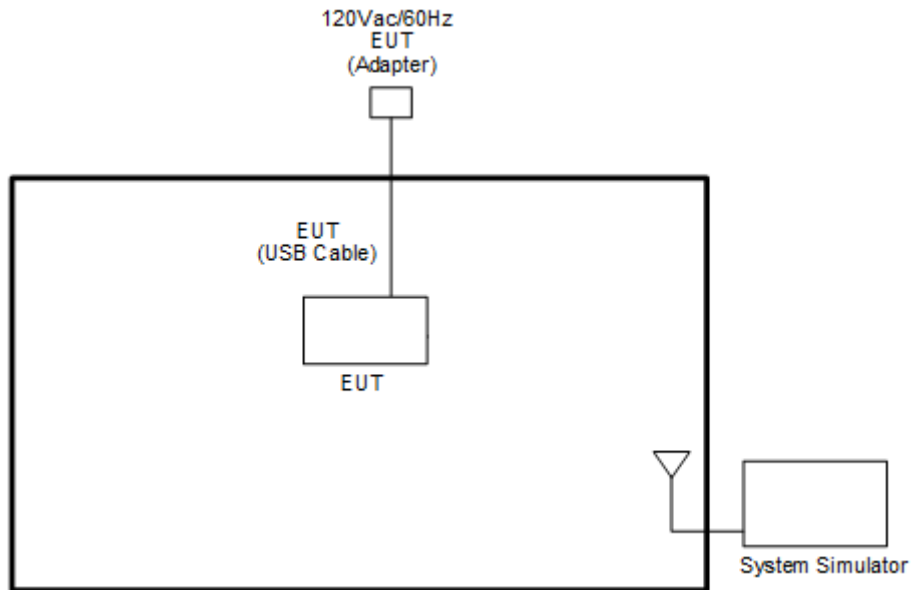
Test Items	Band	Bandwidth (MHz)						Modulation				RB #			Test Channel					
		5+5	5+10	10+5	5+15	15+5	10+10	QPSK	16QAM	64QAM	256QAM	1	Half	Full	L	M	H			
Max. Output Power	66B_CA	v	v	v	v	v	v	v	v	v	v	v	v	v	v	v	v	v	v	v
26dB and 99% Bandwidth	66B_CA	v	v	v	v	v	v	v	v	v	v			v			v		v	
Conducted Band Edge	66B_CA	v	v	v	v	v	v	v	v	v	v	v		v	v		v			v
Conducted Spurious Emission	66B_CA	v	v	v	v	v	v	v				v						v	v	v
E.I.R.P.	66B_CA	v	v	v	v	v	v	v	v	v	v	Max. Power								
Radiated Spurious Emission	66B_CA	Worst Case												v	v	v				
Remark	<ol style="list-style-type: none"> <li>The mark "v" means that this configuration is chosen for testing</li> <li>The mark "-" means that this bandwidth is not supported.</li> <li>The device is investigated from 30MHz to 10 times of fundamental signal for radiated spurious emission test under different RB size/offset and modulations in exploratory test. Subsequently, only the worst case emissions are reported.</li> <li>All the radiated test cases were performed with Adapter 1 and USB Cable 2.</li> <li>During the preliminary test, both charging modes (Adapter mode and WPT Client mode) were verified. It is determined that the adapter mode is the worst case for official test.</li> </ol>																			



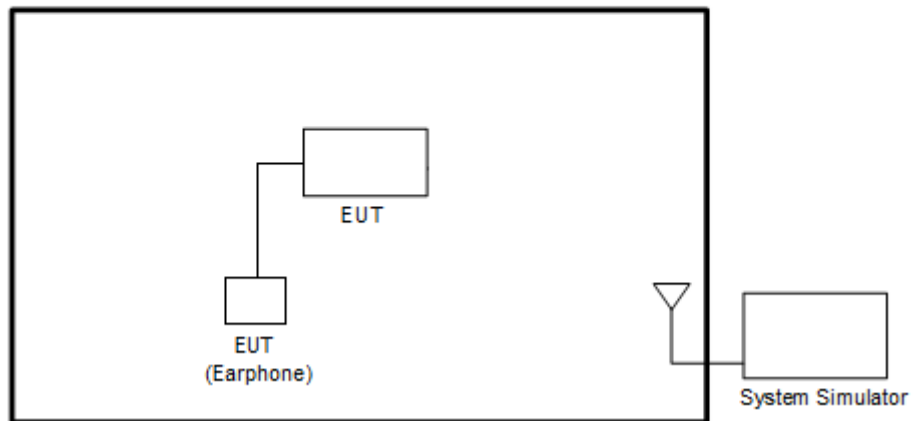
Test Items	Band	Bandwidth (MHz)										Modulation				RB #			Test Channel		
		20+20	20+15	15+20	20+10	10+20	20+5	5+20	15+15	15+10	10+15	QPSK	16QAM	64QAM	256QAM	1	Half	Full	L	M	H
Max. Output Power	7_CA	v	v	v	v	v	-	-	v	v	-	v	v	v	v	v	v	v	v	v	v
	41_CA	v	v	v	v	v	v	v	v	v	v	v	v	v	v	v	v	v	v	v	v
	66_CA	v	v	v	v	v	v	v	v	v	v	v	v	v	v	v	v	v	v	v	v
26dB and 99% Bandwidth	7_CA	v	v	v	v	v	-	-	v	v	-	v	v	v	v			v		v	
	41_CA	v	v	v	v	v	v	v	v	v	v	v	v	v	v			v		v	
	66_CA	v	v	v	v	v	v	v	v	v	v	v	v	v	v			v		v	
Conducted Band Edge	7_CA	v	v	v	v	v	-	-	v	v	-	v	v	v	v	v		v	v		v
	41_CA	v	v	v	v	v	v	v	v	v	v	v	v	v	v	v		v	v		v
	66_CA	v	v	v	v	v	v	v	v	v	v	v	v	v	v	v		v	v		v
Conducted Spurious Emission	7_CA	v	v	v	v	v	-	-	v	v	-	v				v			v	v	v
	41_CA	v	v	v	v	v	v	v	v	v	v	v				v			v	v	v
	66_CA	v	v	v	v	v	v	v	v	v	v	v				v			v	v	v
E.I.R.P	7_CA	v	v	v	v	v	-	-	v	v	-	v	v	v	v	Max. Power					
	41_CA	v	v	v	v	v	v	v	v	v	v	v	v	v							
	66_CA	v	v	v	v	v	v	v	v	v	v	v	v	v							
Radiated Spurious Emission	7_CA	Worst Case																v	v	v	
	41_CA	Worst Case																v	v	v	
	66_CA	Worst Case																v	v	v	
Remark	<ol style="list-style-type: none"> <li>The mark "v" means that this configuration is chosen for testing</li> <li>The mark "-" means that this bandwidth is not supported.</li> <li>The device is investigated from 30MHz to 10 times of fundamental signal for radiated spurious emission test under different RB size/offset and modulations in exploratory test. Subsequently, only the worst case emissions are reported.</li> <li>All the radiated test cases were performed with Adapter 1 and USB Cable 2.</li> <li>During the preliminary test, both charging modes (Adapter mode and WPT Client mode) were verified. It is determined that the adapter mode is the worst case for official test.</li> </ol>																				

## 2.2 Connection Diagram of Test System

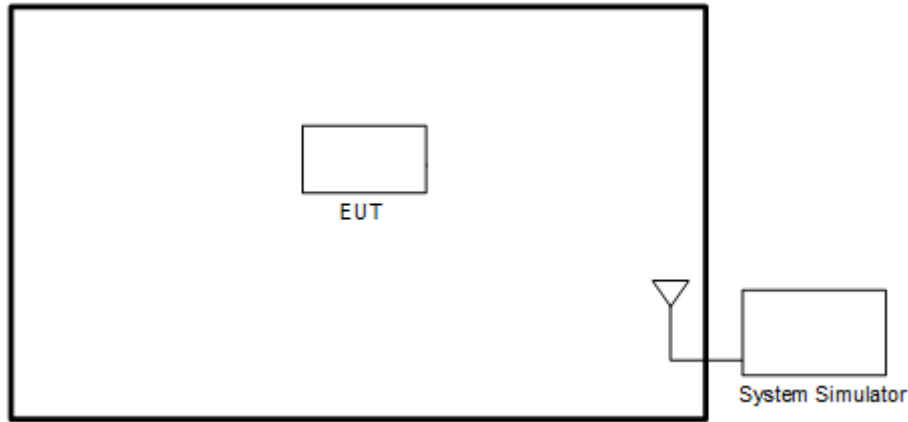
<EUT with Adapter>



<EUT with Earphone>



<EUT without Accessory>



### 2.3 Support Unit used in test configuration and system

Item	Equipment	Brand Name	Model No.	FCC ID	Data Cable	Power Cord
1.	System Simulator	Anritsu	MT8821C	N/A	N/A	Unshielded, 1.8 m

### 2.4 Measurement Results Explanation Example

**For all conducted test items:**

The offset level is set in the spectrum analyzer to compensate the RF cable loss and attenuator factor between EUT conducted output port and spectrum analyzer. With the offset compensation, the spectrum analyzer reading level is exactly the EUT RF output level.

The spectrum analyzer offset is derived from RF cable loss and attenuator factor.

*Offset = RF cable loss + attenuator factor.*

Following shows an offset computation example with cable loss 4.2 dB and 10dB attenuator.

Example :

$$\begin{aligned}
 \text{Offset(dB)} &= \text{RF cable loss(dB)} + \text{attenuator factor(dB)}. \\
 &= 4.2 + 10 = 14.2 \text{ (dB)}
 \end{aligned}$$



### 2.5 Frequency List of Low/Middle/High Channels

LTE Band 2 Channel and Frequency List				
BW [MHz]	Channel/Frequency(MHz)	Lowest	Middle	Highest
20	Channel	18700	18900	19100
	Frequency	1860	1880	1900
15	Channel	18675	18900	19125
	Frequency	1857.5	1880	1902.5
10	Channel	18650	18900	19150
	Frequency	1855	1880	1905
5	Channel	18625	18900	19175
	Frequency	1852.5	1880	1907.5
3	Channel	18615	18900	19185
	Frequency	1851.5	1880	1908.5
1.4	Channel	18607	18900	19193
	Frequency	1850.7	1880	1909.3

LTE Band 4 Channel and Frequency List				
BW [MHz]	Channel/Frequency(MHz)	Lowest	Middle	Highest
20	Channel	20050	20175	20300
	Frequency	1720	1732.5	1745
15	Channel	20025	20175	20325
	Frequency	1717.5	1732.5	1747.5
10	Channel	20000	20175	20350
	Frequency	1715	1732.5	1750
5	Channel	19975	20175	20375
	Frequency	1712.5	1732.5	1752.5
3	Channel	19965	20175	20385
	Frequency	1711.5	1732.5	1753.5
1.4	Channel	19957	20175	20393
	Frequency	1710.7	1732.5	1754.3



<b>LTE Band 5 Channel and Frequency List</b>				
<b>BW [MHz]</b>	<b>Channel/Frequency(MHz)</b>	<b>Lowest</b>	<b>Middle</b>	<b>Highest</b>
10	Channel	20450	20525	20600
	Frequency	829	836.5	844
5	Channel	20425	20525	20625
	Frequency	826.5	836.5	846.5
3	Channel	20415	20525	20635
	Frequency	825.5	836.5	847.5
1.4	Channel	20407	20525	20643
	Frequency	824.7	836.5	848.3

<b>LTE Band 7 Channel and Frequency List</b>				
<b>BW [MHz]</b>	<b>Channel/Frequency(MHz)</b>	<b>Lowest</b>	<b>Middle</b>	<b>Highest</b>
20	Channel	20850	21100	21350
	Frequency	2510	2535	2560
15	Channel	20825	21100	21375
	Frequency	2507.5	2535	2562.5
10	Channel	20800	21100	21400
	Frequency	2505	2535	2565
5	Channel	20775	21100	21425
	Frequency	2502.5	2535	2567.5

<b>LTE Band 12 Channel and Frequency List</b>				
<b>BW [MHz]</b>	<b>Channel/Frequency(MHz)</b>	<b>Lowest</b>	<b>Middle</b>	<b>Highest</b>
10	Channel	23060	23095	23130
	Frequency	704	707.5	711
5	Channel	23035	23095	23155
	Frequency	701.5	707.5	713.5
3	Channel	23025	23095	23165
	Frequency	700.5	707.5	714.5
1.4	Channel	23017	23095	23173
	Frequency	699.7	707.5	715.3



LTE Band 13 Channel and Frequency List				
BW [MHz]	Channel/Frequency(MHz)	Lowest	Middle	Highest
10	Channel	-	23230	-
	Frequency	-	782	-
5	Channel	23205	23230	23255
	Frequency	779.5	782	784.5

LTE Band 14 Channel and Frequency List				
BW [MHz]	Channel/Frequency(MHz)	Lowest	Middle	Highest
10	Channel	-	23330	-
	Frequency	-	793	-
5	Channel	23305	23330	23355
	Frequency	790.5	793	795.5

LTE Band 17 Channel and Frequency List				
BW [MHz]	Channel/Frequency(MHz)	Lowest	Middle	Highest
10	Channel	23780	23790	23800
	Frequency	709	710	711
5	Channel	23755	23790	23825
	Frequency	706.5	710	713.5





LTE Band 25 Channel and Frequency List				
BW [MHz]	Channel/Frequency(MHz)	Lowest	Middle	Highest
20	Channel	26140	26340	26590
	Frequency	1860	1880	1905
15	Channel	26115	26340	26615
	Frequency	1857.5	1880	1907.5
10	Channel	26090	26340	26640
	Frequency	1855	1880	1910
5	Channel	26065	26340	26665
	Frequency	1852.5	1880	1912.5
3	Channel	26055	26340	26675
	Frequency	1851.5	1880	1913.5
1.4	Channel	26047	26340	26683
	Frequency	1850.7	1880	1914.3

LTE Band 26 Channel and Frequency List (Part22H)				
BW [MHz]	Channel/Frequency(MHz)	Lowest	Middle	Highest
15	Channel	26865	26915	26965
	Frequency	831.5	836.5	841.5
10	Channel	26840	26915	26990
	Frequency	829.0	836.5	844.0
5	Channel	26815	26915	27015
	Frequency	826.5	836.5	846.5
3	Channel	26805	26915	27025
	Frequency	825.5	836.5	847.5
1.4	Channel	26797	26915	27033
	Frequency	824.7	836.5	848.3



LTE Band 26 Channel and Frequency List (Part90S)				
BW [MHz]	Channel/Frequency(MHz)	Lowest	Middle	Highest
15	Channel	26765	-	-
	Frequency	821.5	-	-
10	Channel	-	26740	-
	Frequency	-	819	-
5	Channel	26715	26740	26765
	Frequency	816.5	819	821.5
3	Channel	26705	26740	26775
	Frequency	815.5	819	822.5
1.4	Channel	26697	26740	26783
	Frequency	814.7	819	823.3

LTE Band 26 Channel and Frequency List (Part90S)				
BW [MHz]	Channel/Frequency(MHz)	-	cross-rule channels	-
15	Channel	-	26790	-
	Frequency	-	824	-
10	Channel	-	26790	-
	Frequency	-	824	-
5	Channel	-	26790	-
	Frequency	-	824	-
3	Channel	-	26790	-
	Frequency	-	824	-
1.4	Channel	-	26790	-
	Frequency	-	824	-

LTE Band 30 Channel and Frequency List				
BW [MHz]	Channel/Frequency(MHz)	Lowest	Middle	Highest
10	Channel	-	27710	-
	Frequency	-	2310	-
5	Channel	27685	27710	27735
	Frequency	2307.5	2310	2312.5



<b>LTE Band 38 Channel and Frequency List</b>				
<b>BW [MHz]</b>	<b>Channel/Frequency(MHz)</b>	<b>Lowest</b>	<b>Middle</b>	<b>Highest</b>
20	Channel	37850	38000	38150
	Frequency	2580.0	2595.0	2610.0
15	Channel	37825	38000	38175
	Frequency	2577.5	2595.0	2612.5
10	Channel	37800	38000	38200
	Frequency	2575.0	2595.0	2615.0
5	Channel	37775	38000	38225
	Frequency	2572.5	2595.0	2617.5

<b>LTE Band 41 Channel and Frequency List</b>				
<b>BW [MHz]</b>	<b>Channel/Frequency(MHz)</b>	<b>Lowest</b>	<b>Middle</b>	<b>Highest</b>
20	Channel	39750	40620	41490
	Frequency	2506.0	2593.0	2680.0
15	Channel	39725	40620	41515
	Frequency	2503.5	2593.0	2682.5
10	Channel	39700	40620	41540
	Frequency	2501.0	2593.0	2685.0
5	Channel	39675	40620	41565
	Frequency	2498.5	2593.0	2687.5



LTE Band 66 Channel and Frequency List				
BW [MHz]	Channel/Frequency(MHz)	Lowest	Middle	Highest
20	Channel	132072	132322	132572
	Frequency	1720	1745	1770
15	Channel	132047	132322	132597
	Frequency	1717.5	1745	1772.5
10	Channel	132022	132322	132622
	Frequency	1715	1745	1775
5	Channel	131997	132322	132647
	Frequency	1712.5	1745	1777.5
3	Channel	131987	132322	132657
	Frequency	1711.5	1745	1778.5
1.4	Channel	131979	132322	132665
	Frequency	1710.7	1745	1779.3

LTE Band 71 Channel and Frequency List				
BW [MHz]	Channel/Frequency(MHz)	Lowest	Middle	Highest
20	Channel	133222	133297	133372
	Frequency	673.0	680.5	688.0
15	Channel	133197	133297	133397
	Frequency	670.5	680.5	690.5
10	Channel	133172	133297	133422
	Frequency	668.0	680.5	693.0
5	Channel	133147	133297	133447
	Frequency	665.5	680.5	695.5



LTE Band 5B Channel and Frequency List_CA					
BW [MHz]	Channel/Frequency(MHz)		Lowest	Middle	Highest
3 + 5	PCC	Channel	20416	20501	20586
		Frequency	825.6	834.1	842.6
	SCC	Channel	20455	20540	20575
		Frequency	829.5	838.0	841.5
5 + 3	PCC	Channel	20425	20510	20595
		Frequency	826.5	835.0	843.5
	SCC	Channel	20464	20549	20634
		Frequency	830.4	838.9	847.4
5 + 10	PCC	Channel	20428	20478	20528
		Frequency	826.8	831.8	836.8
	SCC	Channel	20500	20550	20600
		Frequency	834.0	839.0	844.0
10 + 5	PCC	Channel	20450	20500	20550
		Frequency	829.0	834.0	839.0
	SCC	Channel	20522	20572	20622
		Frequency	836.2	841.2	846.2
10 + 10	PCC	Channel	20450	20476	20501
		Frequency	829.0	831.6	834.1
	SCC	Channel	20549	20575	20600
		Frequency	838.9	841.5	844.0



LTE Band 7C Channel and Frequency List_CA					
BW [MHz]	Channel/Frequency(MHz)		Lowest	Middle	Highest
20 + 20	PCC	Channel	20850	21001	21152
		Frequency	2510.0	2525.1	2540.2
	SCC	Channel	21048	21199	21350
		Frequency	2529.8	2544.9	2560.0
20 + 15	PCC	Channel	20850	21026	21201
		Frequency	2510.0	2527.6	2545.1
	SCC	Channel	21021	21197	21372
		Frequency	2527.1	2544.7	2562.2
15 + 20	PCC	Channel	20828	21003	21179
		Frequency	2507.8	2525.3	2542.9
	SCC	Channel	20999	21174	21350
		Frequency	2524.9	2542.4	2560.0
20 + 10	PCC	Channel	20850	21051	21251
		Frequency	2510.0	2530.1	2550.1
	SCC	Channel	20994	21195	21395
		Frequency	2524.4	2544.5	2564.5
10 + 20	PCC	Channel	20805	21006	21206
		Frequency	2505.5	2525.6	2545.6
	SCC	Channel	20949	21150	21350
		Frequency	2519.9	2540.0	2560.0
15 + 15	PCC	Channel	20825	21025	21225
		Frequency	2507.5	2527.5	2547.5
	SCC	Channel	20975	21175	21375
		Frequency	2522.5	2542.5	2562.5
15 + 10	PCC	Channel	20825	21051	21277
		Frequency	2507.5	2530.1	2552.7
	SCC	Channel	20945	21171	21397
		Frequency	2519.5	2542.1	2564.7



LTE Band 41C Channel and Frequency List_CA					
BW [MHz]	Channel/Frequency(MHz)		Lowest	Middle	Highest
20 + 20	PCC	Channel	39750	40521	41292
		Frequency	2506.0	2583.1	2660.2
	SCC	Channel	39948	40719	41490
		Frequency	2525.8	2602.9	2680.0
20 + 15	PCC	Channel	39750	40546	41341
		Frequency	2506.0	2585.6	2665.1
	SCC	Channel	39921	40717	41512
		Frequency	2523.1	2602.7	2682.2
15 + 20	PCC	Channel	39728	40523	41319
		Frequency	2503.8	2593.3	2662.9
	SCC	Channel	39899	40694	41490
		Frequency	2520.9	2600.4	2680.0
20 + 10	PCC	Channel	39750	40571	41391
		Frequency	2506.0	2588.1	2670.1
	SCC	Channel	39894	40715	41535
		Frequency	2520.4	2602.5	2684.5
10 + 20	PCC	Channel	39705	40526	41346
		Frequency	2501.5	2583.6	2665.6
	SCC	Channel	39849	40670	41490
		Frequency	2515.9	2598.0	2680.0



LTE Band 41C Channel and Frequency List_CA					
20 + 5	PCC	Channel	39750	40595	41440
		Frequency	2506.0	2590.5	2675.0
	SCC	Channel	39867	40712	41557
		Frequency	2517.7	2602.2	2686.7
5 + 20	PCC	Channel	39683	40528	41373
		Frequency	2499.3	2583.8	2668.3
	SCC	Channel	39800	40645	41490
		Frequency	2511.0	2595.5	2680.0
15 + 15	PCC	Channel	39725	40545	41365
		Frequency	2503.5	2585.5	2667.5
	SCC	Channel	39875	40695	41515
		Frequency	2518.5	2600.5	2682.5
10 + 15	PCC	Channel	39703	40549	41395
		Frequency	2501.3	2585.9	2670.5
	SCC	Channel	39823	40669	41515
		Frequency	2513.3	2597.9	2682.5
15 + 10	PCC	Channel	39725	40571	41417
		Frequency	2503.5	2588.1	2672.7
	SCC	Channel	39845	40691	41537
		Frequency	2515.5	2600.1	2684.7





LTE Band 66B Channel and Frequency List_CA					
BW [MHz]	Channel/Frequency(MHz)		Lowest	Middle	Highest
5 + 5	PCC	Channel	131997	132398	132599
		Frequency	1712.5	1752.6	1772.7
	SCC	Channel	132045	133346	132647
		Frequency	1717.3	1757.4	1777.5
5 + 10	PCC	Channel	132000	132375	132550
		Frequency	1712.8	1750.3	1767.8
	SCC	Channel	132072	133347	132622
		Frequency	1720.0	1757.5	1775.0
10 + 5	PCC	Channel	132022	132397	132572
		Frequency	1715.0	1752.5	1770.0
	SCC	Channel	132094	133369	132644
		Frequency	1722.2	1759.7	1777.2
5 + 15	PCC	Channel	132002	132353	132504
		Frequency	1713.0	1748.1	1763.2
	SCC	Channel	132095	133346	132597
		Frequency	1722.3	1757.4	1772.5
15 + 5	PCC	Channel	132047	132398	132549
		Frequency	1717.5	1752.6	1767.7
	SCC	Channel	132140	133391	132642
		Frequency	1726.8	1761.9	1777.0
10 + 10	PCC	Channel	132022	132373	135523
		Frequency	1715.0	1750.1	1765.1
	SCC	Channel	132121	133372	132622
		Frequency	1724.9	1760.0	1775.0



LTE Band 66C Channel and Frequency List_CA					
BW [MHz]	Channel/Frequency(MHz)		Lowest	Middle	Highest
10 + 15	PCC	Channel	132025	132351	132477
		Frequency	1715.3	1747.9	1760.5
	SCC	Channel	132145	133371	132597
		Frequency	1727.3	1759.9	1772.5
15 + 10	PCC	Channel	132047	132373	132499
		Frequency	1717.5	1750.1	1762.7
	SCC	Channel	132167	133393	132619
		Frequency	1729.5	1761.1	1774.7
10 + 20	PCC	Channel	132027	132328	132428
		Frequency	1715.5	1745.6	1755.6
	SCC	Channel	131171	133372	132572
		Frequency	1729.9	1760.0	1770.0
20 + 10	PCC	Channel	132072	132373	132473
		Frequency	1720.0	1750.1	1760.1
	SCC	Channel	132216	133417	132617
		Frequency	1734.4	1764.5	1774.5
15 + 15	PCC	Channel	132047	132347	132447
		Frequency	1717.5	1747.5	1757.5
	SCC	Channel	132197	133397	132597
		Frequency	1732.5	1762.5	1772.5
15 + 20	PCC	Channel	132050	132325	132401
		Frequency	1717.8	1745.3	1752.9
	SCC	Channel	132221	133396	132572
		Frequency	1734.9	1762.4	1770.0
20 + 15	PCC	Channel	132072	132348	132423
		Frequency	1720.0	1747.6	1755.1
	SCC	Channel	132243	133419	132594
		Frequency	1737.1	1764.7	1772.2
20 + 5	PCC	Channel	132072	132397	132522
		Frequency	1720.0	1752.5	1765.0
	SCC	Channel	132189	133414	132639
		Frequency	1731.7	1764.2	1776.7



LTE Band 66C Channel and Frequency List_CA					
5 + 20	PCC	Channel	132005	132330	132455
		Frequency	1713.3	1745.8	1758.3
	SCC	Channel	132122	132447	132572
		Frequency	1725.0	1757.5	1770.0
20 + 20	PCC	Channel	132072	132323	132374
		Frequency	1720.0	1745.1	1750.2
	SCC	Channel	132270	133421	132572
		Frequency	1739.8	1764.9	1770.0

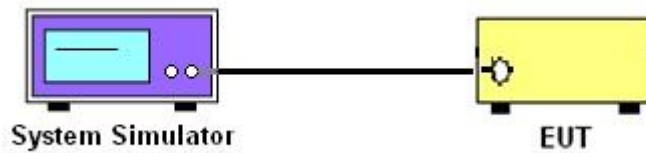
### 3 Conducted Test Items

#### 3.1 Measuring Instruments

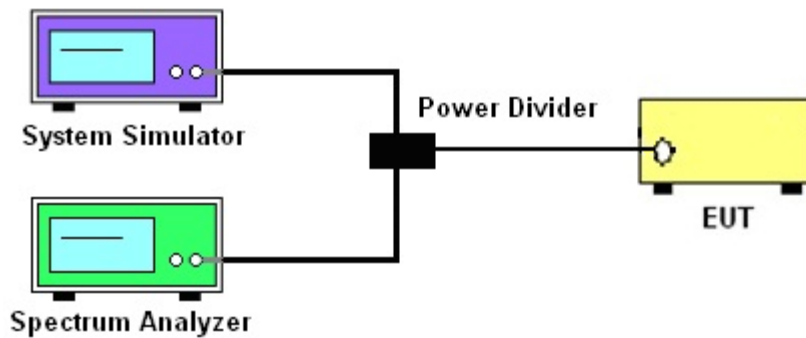
See list of measuring instruments of this test report.

##### 3.1.1 Test Setup

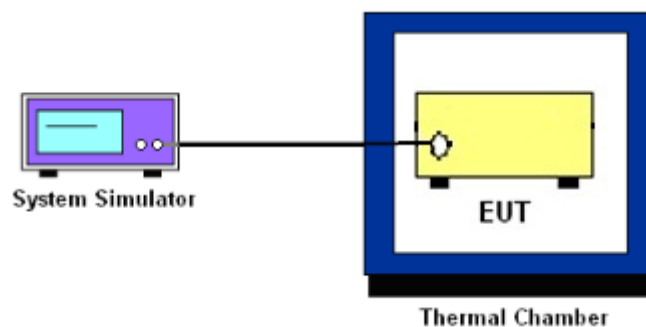
##### 3.1.2 Conducted Output Power



##### 3.1.3 Peak-to-Average Ratio, Occupied Bandwidth ,Conducted Band-Edge, Emission Mask and Conducted Spurious Emission



##### 3.1.4 Frequency Stability



##### 3.1.5 Test Result of Conducted Test

Please refer to Appendix A.



## 3.2 Conducted Output Power and ERP/EIRP

### 3.2.1 Description of the Conducted Output Power Measurement and ERP/EIRP Measurement

A system simulator was used to establish communication with the EUT. Its parameters were set to force the EUT transmitting at maximum output power. The measured power in the radio frequency on the transmitter output terminals shall be reported.

The ERP of mobile transmitters must not exceed 7 Watts for LTE Band 5, Band 26 (Part 22H)

The output power of mobile transmitters must not exceed 100 Watts for LTE Band 26 (Part 90S)

The ERP of mobile transmitters must not exceed 3 Watts for LTE Band 12, Band 13, Band 14, Band 17, Band 71

The EIRP of mobile transmitters must not exceed 2 Watts for LTE Band 2, Band 25, Band 7, Band 38, Band 41

The EIRP of mobile transmitters must not exceed 1 Watts for LTE Band 4, Band 66

The EIRP of mobile transmitters must not exceed 250mW/5MHz for LTE Band 30

According to KDB 412172 D01 Power Approach,

$EIRP = P_T + G_T - L_C$ ,  $ERP = EIRP - 2.15$ , where

$P_T$  = transmitter output power in dBm

$G_T$  = gain of the transmitting antenna in dBi

$L_C$  = signal attenuation in the connecting cable between the transmitter and antenna in dB

### 3.2.2 Test Procedures

1. The transmitter output port was connected to the system simulator.
2. Set EUT at maximum power through the system simulator.
3. Select lowest, middle, and highest channels for each band and different modulation.
4. Measure and record the power level from the system simulator.



## **3.3 Peak-to-Average Ratio**

### **3.3.1 Description of the PAR Measurement**

Power Complementary Cumulative Distribution Function (CCDF) curves provide a means for characterizing the power peaks of a digitally modulated signal on a statistical basis. A CCDF curve depicts the probability of the peak signal amplitude exceeding the average power level. Most contemporary measurement instrumentation include the capability to produce CCDF curves for an input signal provided that the instrument's resolution bandwidth can be set wide enough to accommodate the entire input signal bandwidth. In measuring transmissions in this band using an average power technique, the peak-to-average ratio (PAR) of the transmission may not exceed 13 dB.

### **3.3.2 Test Procedures**

The testing follows ANSI C63.26-2015 Section 5.2.6

1. The EUT was connected to spectrum and system simulator via a power divider.
2. Set the CCDF (Complementary Cumulative Distribution Function) option in spectrum analyzer.
3. The highest RF powers were measured and recorded the maximum PAPR level associated with a probability of 0.1 %.
4. Record the deviation as Peak to Average Ratio.



## 3.4 Occupied Bandwidth

### 3.4.1 Description of Occupied Bandwidth Measurement

The occupied bandwidth is the width of a frequency band such that, below the lower and above the upper frequency limits, the mean powers emitted are each equal to a specified percentage 0.5% of the total mean transmitted power.

The 26 dB emission bandwidth is defined as the frequency range between two points, one above and one below the carrier frequency, at which the spectral density of the emission is attenuated 26 dB below the maximum in-band spectral density of the modulated signal. Spectral density (power per unit bandwidth) is to be measured with a detector of resolution bandwidth equal to approximately 1.0% of the emission bandwidth.

### 3.4.2 Test Procedures

The testing follows ANSI C63.26-2015 Section 5.4.3 (26dB) and Section 5.4.4 (99OB)

1. The EUT was connected to spectrum analyzer and system simulator via a power divider.
2. The spectrum analyzer center frequency is set to the nominal EUT channel center frequency. The span range for the spectrum analyzer shall be between two and five times the anticipated OBW.
3. The nominal resolution bandwidth (RBW) shall be in the range of 1 to 5 % of the anticipated OBW, and the VBW shall be at least 3 times the RBW.
4. Set the detection mode to peak, and the trace mode to max hold.
5. Determine the reference value: Set the EUT to transmit a modulated signal. Allow the trace to stabilize. Set the spectrum analyzer marker to the highest level of the displayed trace.  
(this is the reference value)
6. Determine the “-26 dB down amplitude” as equal to (Reference Value – X).
7. Place two markers, one at the lowest and the other at the highest frequency of the envelope of the spectral display such that each marker is at or slightly below the “-X dB down amplitude” determined in step 6. If a marker is below this “-X dB down amplitude” value it shall be placed as close as possible to this value. The OBW is the positive frequency difference between the two markers.
8. Use the 99 % power bandwidth function of the spectrum analyzer and report the measured bandwidth.



## 3.5 Conducted Band Edge

### 3.5.1 Description of Conducted Band Edge Measurement

#### 22.917(a)

For operations in the 824 – 849 MHz band, the FCC limit is  $43 + 10\log_{10}(P[\text{Watts}])$  dB below the transmitter power  $P(\text{Watts})$  in a 100kHz bandwidth. However, in the 1MHz bands immediately outside and adjacent to the licensee's frequency block, a resolution bandwidth of at least one percent of the emission bandwidth of the fundamental emission of the transmitter may be employed.

#### 24.238 (a)

For operations in the 1850-1910 and 1930-1990 MHz band, the FCC limit is  $43 + 10\log_{10}(P[\text{Watts}])$  dB below the transmitter power  $P(\text{Watts})$  in a 1MHz bandwidth. However, in the 1 MHz bands immediately outside and adjacent to the frequency block a resolution bandwidth of at least one percent of the emission bandwidth of the fundamental emission of the transmitter may be employed.

#### 27.53 (c)

For operations in the 776-788 MHz band, the FCC limit is  $43 + 10\log_{10}(P[\text{Watts}])$  dB below the transmitter power  $P(\text{Watts})$  in a 100 kHz bandwidth. However, in the 100 kHz bands immediately outside and adjacent to the frequency block, a resolution bandwidth of at least 30 kHz may be employed. In addition, the power of any unwanted emissions in any 6.25 kHz bandwidth for all frequencies between 763-775 MHz and 793-806 MHz shall be attenuated below the transmitter power,  $P$  (dBW), by at least  $65 + 10 \log_{10} p(\text{watts})$ , dB, for mobile and portable equipment.

#### 27.53 (g)

For operations in the 600MHz band and 698-746 MHz band, the FCC limit is  $43 + 10\log_{10}(P[\text{Watts}])$  dB below the transmitter power  $P(\text{Watts})$  in a 100 kHz bandwidth. However, in the 100 kilohertz bands immediately outside and adjacent to a licensee's frequency block, a resolution bandwidth of at least 30 kHz may be employed.

#### 27.53 (h)

For operations in the 1710 – 1755 MHz band, 1755-1780 MHz, the FCC limit is  $43 + 10\log_{10}(P[\text{Watts}])$  dB below the transmitter power  $P(\text{Watts})$  in a 1 MHz bandwidth. However, in the 1MHz bands immediately outside and adjacent to the licensee's frequency block, a resolution bandwidth of at least one percent of the emission bandwidth of the fundamental emission of the transmitter may be employed.



**27.53(m)(4)**

For mobile digital stations, the attenuation factor shall be not less than  $40 + 10 \log (P)$  dB on all frequencies between the channel edge and 5 megahertz from the channel edge,  $43 + 10 \log (P)$  dB on all frequencies between 5 megahertz and X megahertz from the channel edge, and  $55 + 10 \log (P)$  dB on all frequencies more than X megahertz from the channel edge, where X is the greater of 6 megahertz or the actual emission bandwidth as defined in paragraph (m)(6) of this section. In addition, the attenuation factor shall not be less that  $43 + 10 \log (P)$  dB on all frequencies between 2490.5 MHz and 2496 MHz and  $55 + 10 \log (P)$  dB at or below 2490.5 MHz. Mobile Satellite Service licensees operating on frequencies below 2495 MHz may also submit a documented interference complaint against BRS licensees operating on channel BRS Channel 1 on the same terms and conditions as adjacent channel BRS or EBS licensees.

**27.53 (a)(4)**

For mobile and portable stations operating in the 2305-2315 MHz and 2350-2360 MHz bands:

- (i) By a factor of not less than:  $43 + 10 \log (P)$  dB on all frequencies between 2305 and 2320 MHz and on all frequencies between 2345 and 2360 MHz that are outside the licensed band(s) of operation, not less than  $55 + 10 \log (P)$  dB on all frequencies between 2320 and 2324 MHz and on all frequencies between 2341 and 2345 MHz, not less than  $61 + 10 \log (P)$  dB on all frequencies between 2324 and 2328 MHz and on all frequencies between 2337 and 2341 MHz, and not less than  $67 + 10 \log (P)$  dB on all frequencies between 2328 and 2337 MHz.
- (ii) By a factor of not less than  $43 + 10 \log (P)$  dB on all frequencies between 2300 and 2305 MHz,  $55 + 10 \log (P)$  dB on all frequencies between 2296 and 2300 MHz,  $61 + 10 \log (P)$  dB on all frequencies between 2292 and 2296 MHz,  $67 + 10 \log (P)$  dB on all frequencies between 2288 and 2292 MHz, and  $70 + 10 \log (P)$  dB below 2288 MHz.
- (iii) By a factor of not less than  $43 + 10 \log (P)$  dB on all frequencies between 2360 and 2365 MHz, and not less than  $70 + 10 \log (P)$  dB above 2365 MHz.

**90.543(e)**

- (1) On all frequencies between 769-775 MHz and 799-805 MHz, by a factor not less than  $76 + 10 \log (P)$  dB in a 6.25 kHz band segment, for base and fixed stations.
- (2) On all frequencies between 769-775 MHz and 799-805 MHz, by a factor not less than  $65 + 10 \log (P)$  dB in a 6.25 kHz band segment, for mobile and portable stations.
- (3) On any frequency between 775-788 MHz, above 805 MHz, and below 758 MHz, by at least  $43 + 10 \log (P)$  dB.



### **3.5.2 Test Procedures**

The testing follows FCC KDB 971168 D01 v03r01 Section 6.1.

1. The EUT was connected to spectrum analyzer and system simulator via a power divider.
2. The band edges of low and high channels for the highest RF powers were measured.
3. Set RBW  $\geq$  1% EBW in the 1MHz band immediately outside and adjacent to the band edge.
4. Beyond the 1 MHz band from the band edge, RBW=1MHz was used.
5. Set spectrum analyzer with RMS detector.
6. The RF fundamental frequency should be excluded against the limit line in the operating frequency band.
7. Checked that all the results comply with the emission limit line.

The limit line is derived from  $43 + 10\log(P)$ dB below the transmitter power P(Watts)

For LTE Band 7, 38, 41

The other 40 dB, and 55 dB have additionally applied same calculation above.



### 3.6 Emission Mask

#### 3.6.1 Description of Emissions Mask Measurement

For LTE Band 14

Transmitters designed must meet the emission mask comply with the emission mask provisions of FCC Part 90.210(n).

For LTE Band 26

Equipment used in this licensed to EA or non-EA systems shall comply with the emission mask provisions of FCC Part 90.691

(a) Out-of-band emission requirement shall apply only to the "outer" channels included in an EA license and to spectrum adjacent to interior channels used by incumbent licensees. The emission limits are as follows:

(1) For any frequency removed from the EA licensee's frequency block by up to and including 37.5 kHz, the power of any emission shall be attenuated below the transmitter power (P) in watts by at least  $116 \text{ Log}_{10}(f/6.1)$  decibels or  $50 + 10 \text{ Log}_{10}(P)$  decibels or 80 decibels, whichever is the lesser attenuation, where f is the frequency removed from the center of the outer channel in the block in kilohertz and where f is greater than 12.5 kHz.

(2) For any frequency removed from the EA licensee's frequency block greater than 37.5 kHz, the power of any emission shall be attenuated below the transmitter power (P) in watts by at least  $43 + 10 \text{ Log}_{10}(P)$  decibels or 80 decibels, whichever is the lesser attenuation, where f is the frequency removed from the center of the outer channel in the block in kilohertz and where f is greater than 37.5 kHz.



### **3.6.2 Test Procedures**

For LTE Band 14

The testing follows FCC KDB 971168 D01 v03r01 Section 6.0.

1. The EUT was connected to spectrum analyzer and system simulator via a power divider.
2. The power of the modulated signal was measured on a spectrum analyzer using an RMS and 10 second sweep time in order to maximize the level.
3. The RF fundamental frequency should be excluded against the limit line in the operating frequency band.

For LTE Band 26

1. The EUT was connected to spectrum analyzer and base station via power divider.
2. The emissions mask of low and high channels for the highest RF powers were measured.
3. Set RBW and VBW 3 times of RBW to make the measurement with the spectrum analyzer's, and according to KDB 971168 D02 Misc Rev Approve License Devices v02r01 standards, set RBW = 300 Hz to make offsets less than 37.5 kHz from a channel edge , RBW = 100 kHz to make offsets greater than 37.5 kHz, that is allowed.
4. The test results were shown below plots with a correction offset factor including cable loss, insertion loss of power divider.



## 3.7 Conducted Spurious Emission

### 3.7.1 Description of Conducted Spurious Emission Measurement

The power of any emission outside of the authorized operating frequency ranges must be lower than the transmitter power (P) by a factor of at least  $43 + 10 \log (P)$  dB.

For LTE Band 30

The power of any emission outside of the authorized operating frequency ranges must be lower than the transmitter power (P) by a factor of at least  $70 + 10 \log (P)$  dB.

For LTE Band 7, 38, 41

The power of any emission outside of the authorized operating frequency ranges must be lower than the transmitter power (P) by a factor of at least  $55 + 10 \log (P)$  dB.

It is measured by means of a calibrated spectrum analyzer and scanned from 30 MHz up to a frequency including its 10<sup>th</sup> harmonic.

### 3.7.2 Test Procedures

The testing follows FCC KDB 971168 D01 v03r01 Section 6.1.

1. The EUT was connected to spectrum analyzer and system simulator via a power divider.
2. The RF output of EUT was connected to the spectrum analyzer by RF cable and attenuator.  
The path loss was compensated to the results for each measurement.
3. The conducted spurious emission for the whole frequency range was taken.
4. Make the measurement with the spectrum analyzer's RBW = 100 kHz if the authorized frequency band/block is at or below 1 GHz and 1 MHz if the authorized frequency band/block is above 1 GH, VBW = 3 \* RBW.
5. Set spectrum analyzer with RMS detector.
6. Taking the record of maximum spurious emission.
7. The RF fundamental frequency should be excluded against the limit line in the operating frequency band.
8. The limit line is derived from  $43 + 10\log(P)$ dB below the transmitter power P(Watts)  
For LTE Band 30  
The limit line is derived from  $70 + 10\log(P)$ dB below the transmitter power P(Watts)  
For LTE Band 7, 38, 41  
The limit line is derived from  $55 + 10\log(P)$ dB below the transmitter power P(Watts)



## **3.8 Frequency Stability**

### **3.8.1 Description of Frequency Stability Measurement**

The frequency stability shall be sufficient to ensure that the fundamental emission stays within the authorized frequency block.

22.355

The frequency stability shall be measured by variation of ambient temperature and variation of primary supply voltage to ensure that the fundamental emission stays within the authorized frequency block.

The frequency stability of the transmitter shall be maintained within  $\pm 0.00025\%$  ( $\pm 2.5\text{ppm}$ ) of the center frequency.

### **3.8.2 Test Procedures for Temperature Variation**

The testing follows FCC KDB 971168 D01 v03r01 Section 9.0.

1. The EUT was set up in the thermal chamber and connected with the system simulator.
2. With power OFF, the temperature was decreased to  $-30^{\circ}\text{C}$  and the EUT was stabilized before testing. Power was applied and the maximum change in frequency was recorded within one minute.
3. With power OFF, the temperature was raised in  $10^{\circ}\text{C}$  step up to  $50^{\circ}\text{C}$ . The EUT was stabilized at each step for at least half an hour. Power was applied and the maximum frequency change was recorded within one minute.

### **3.8.3 Test Procedures for Voltage Variation**

The testing follows FCC KDB 971168 D01 v03r01 Section 9.0.

1. The EUT was placed in a temperature chamber at  $20\pm 5^{\circ}\text{C}$  and connected with the system simulator.
2. The power supply voltage to the EUT was varied from 85% to 115% of the nominal value measured at the input to the EUT.
3. The variation in frequency was measured for the worst case.

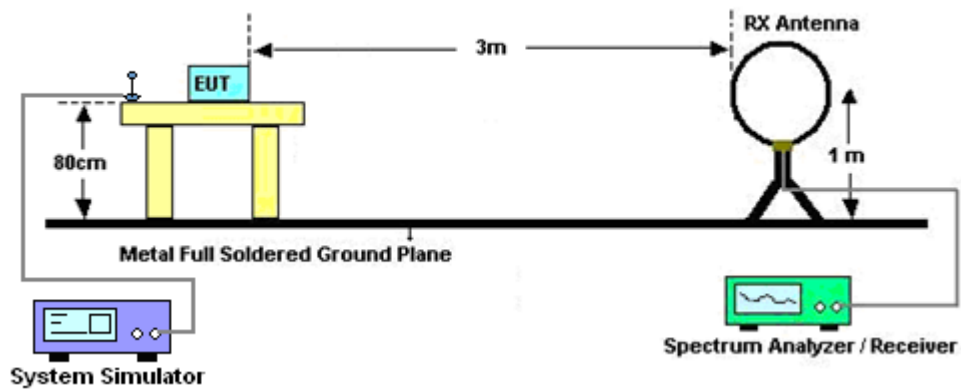
## 4 Radiated Test Items

### 4.1 Measuring Instruments

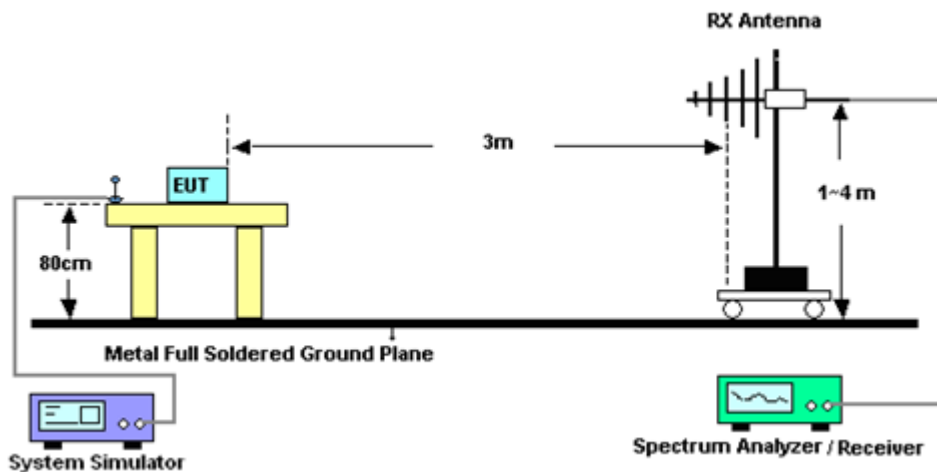
See list of measuring instruments of this test report.

#### 4.1.1 Test Setup

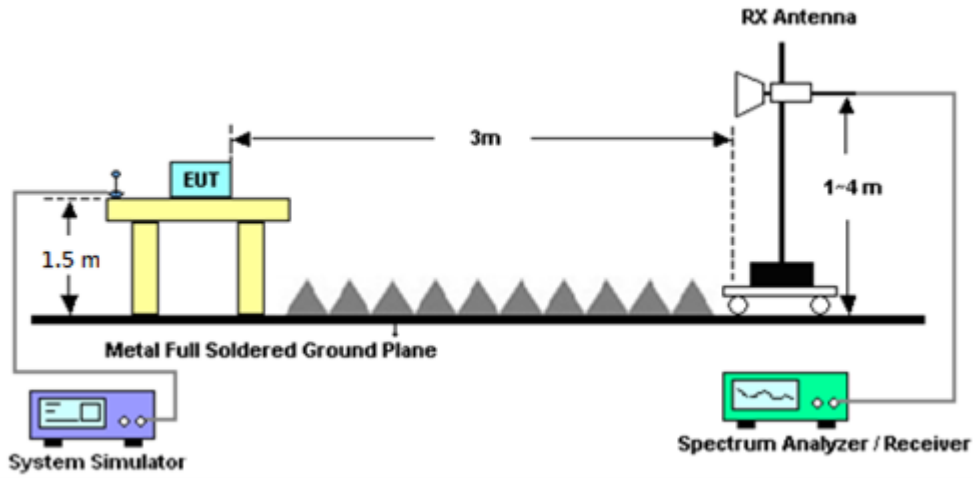
For radiated test below 30MHz



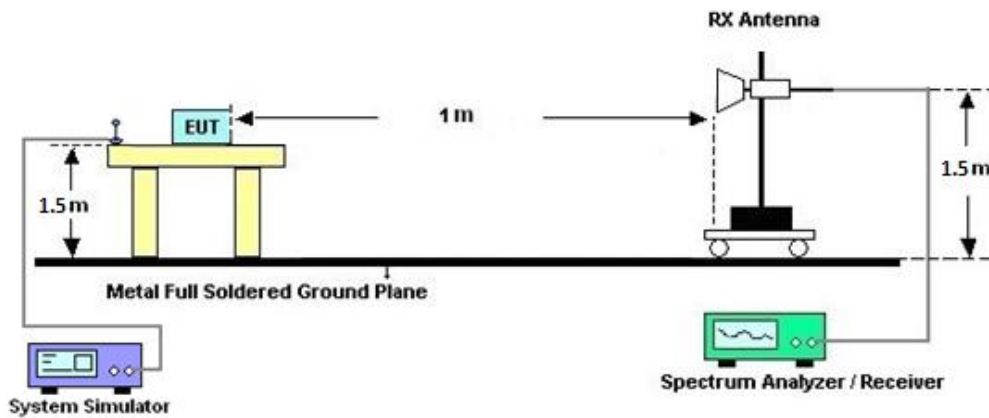
For radiated test from 30MHz to 1GHz



For radiated test from 1GHz to 18GHz



For radiated test above 18GHz



### 4.1.2 Test Result of Radiated Test

Please refer to Appendix B.

**Note:**

The low frequency, which started from 9 kHz to 30MHz, was pre-scanned and the result which was 20dB lower than the limit line was not reported.

There is adequate comparison measurement of both open-field test site and alternative test site - semi-Anechoic chamber according to 414788 D01 Radiated Test Site v01r01, and the result came out very similar.





## **4.2 Radiated Spurious Emission Measurement**

### **4.2.1 Description of Radiated Spurious Emission Measurement**

The radiated spurious emission was measured by substitution method according to ANSI / TIA-603-E. The power of any emission outside of the authorized operating frequency ranges must be attenuated below the transmitter power (P) by a factor of at least  $43 + 10 \log (P)$  dB.

For LTE Band 7, 38, 41

The power of any emission outside of the authorized operating frequency ranges must be attenuated below the transmitter power (P) by a factor of at least  $55 + 10 \log (P)$  dB.

For LTE Band 13

For operations in the 746-758 MHz, 775-788 MHz, and 805-806 MHz bands, emissions in the band 1559-1610 MHz shall be limited to  $-70$  dBW/MHz equivalent isotropically radiated power (EIRP) for wideband signals, and  $-80$  dBW EIRP for discrete emissions of less than 700 Hz bandwidth.

For LTE Band 30

The power of any emission outside of the authorized operating frequency ranges must be attenuated below the transmitter power (P) by a factor of at least  $70 + 10 \log (P)$  dB.

For LTE Band 14

For operations in the 758-775 MHz and 788-805 MHz bands, all emissions including harmonics in the band 1559–1610 MHz shall be limited to  $-70$  dBW/MHz equivalent isotropically radiated power (EIRP) for wideband signals, and  $-80$  dBW EIRP for discrete emissions of less than 700 Hz bandwidth. For the purpose of equipment authorization, a transmitter shall be tested with an antenna that is representative of the type that will be used with the equipment in normal operation.

The spectrum is scanned from 30 MHz up to a frequency including its 10th harmonic.



### 4.2.2 Test Procedures

The testing follows FCC KDB 971168 D01 v03r01 Section 7 and ANSI / TIA-603-E Section 2.2.12.

1. The EUT was placed on a turntable with 0.8 meter for frequency below 1GHz and 1.5 meter for frequency above 1GHz respectively above ground.
2. The EUT was set 3 meters from the receiving antenna, which was mounted on the antenna tower.
3. The table was rotated 360 degrees to determine the position of the highest spurious emission.
4. The height of the receiving antenna is varied between one meter and four meters to search the maximum spurious emission for both horizontal and vertical polarizations.
5. Make the measurement with the spectrum analyzer's RBW = 1MHz, VBW = 3MHz, taking the record of maximum spurious emission.
6. A horn antenna was substituted in place of the EUT and was driven by a signal generator.
7. Tune the output power of signal generator to the same emission level with EUT maximum spurious emission.
8. Taking the record of output power at antenna port.
9. Repeat step 7 to step 8 for another polarization.
10. The RF fundamental frequency should be excluded against the limit line in the operating frequency band.

The limit line is derived from  $43 + 10\log(P)$ dB below the transmitter power P(Watts)  
For LTE Band 30

The limit line is derived from  $70 + 10\log(P)$ dB below the transmitter power P(Watts)  
For LTE Band 7, 38, 41

The limit line is derived from  $55 + 10\log(P)$ dB below the transmitter power P(Watts)

EIRP (dBm) = S.G. Power – Tx Cable Loss + Tx Antenna Gain

ERP (dBm) = EIRP - 2.15



## 5 List of Measuring Equipment

Instrument	Brand Name	Model No.	Serial No.	Characteristics	Calibration Date	Test Date	Due Date	Remark
LOOP Antenna	TESEQ	HLA 6120	31244	9 kHz~30 MHz	Mar. 18, 2022	Oct. 02, 2022~ Oct. 13, 2022	Mar. 17, 2023	Radiation (03CH11-HY)
Bilog Antenna	TESEQ	CBL 6111D & N-6-06	35414 & AT-N0602	30MHz~1GHz	Oct. 09, 2021	Oct. 02, 2022~ Oct. 07, 2022	Oct. 08, 2022	Radiation (03CH11-HY)
Bilog Antenna	TESEQ	CBL 6111D & N-6-06	35414 & AT-N0602	30MHz~1GHz	Oct. 08, 2022	Oct. 08, 2022~ Oct. 13, 2022	Oct. 07, 2023	Radiation (03CH11-HY)
Horn Antenna	SCHWARZBE CK	BBHA 9120 D	9120D-1212	1GHz ~ 18GHz	Mar. 10, 2022	Oct. 02, 2022~ Oct. 13, 2022	Mar. 09, 2023	Radiation (03CH11-HY)
SHF-EHF Horn Antenna	SCHWARZBE CK	BBHA9170	00993	18GHz~40GHz	Nov. 30, 2021	Oct. 02, 2022~ Oct. 13, 2022	Nov. 29, 2022	Radiation (03CH11-HY)
Amplifier	SONOMA	310N	187312	9kHz~1GHz	Dec. 10, 2021	Oct. 02, 2022~ Oct. 13, 2022	Dec. 09, 2022	Radiation (03CH11-HY)
Preamplifier	Keysight	83017A	MY53270080	1GHz~26.5GHz	Nov. 10, 2021	Oct. 02, 2022~ Oct. 13, 2022	Nov. 09, 2022	Radiation (03CH11-HY)
Preamplifier	Jet-Power	JPA0118-55-3 03	1710001800 055007	1GHz~18GHz	Jun. 15, 2022	Oct. 02, 2022~ Oct. 13, 2022	Jun. 14, 2023	Radiation (03CH11-HY)
Preamplifier	EMEC	EM18G40G	060801	18GHz~40GHz	Jun. 28, 2022	Oct. 02, 2022~ Oct. 13, 2022	Jun. 27, 2023	Radiation (03CH11-HY)
Spectrum Analyzer	Keysight	N9010A	MY54200486	10Hz~44GHz	Oct. 15, 2021	Oct. 02, 2022~ Oct. 13, 2022	Oct. 14, 2022	Radiation (03CH11-HY)
Controller	EMEC	EM 1000	N/A	Control Turn table & Ant Mast	N/A	Oct. 02, 2022~ Oct. 13, 2022	N/A	Radiation (03CH11-HY)
Antenna Mast	EMEC	AM-BS-4500-B	N/A	1~4m	N/A	Oct. 02, 2022~ Oct. 13, 2022	N/A	Radiation (03CH11-HY)
Turn Table	EMEC	TT 2000	N/A	0~360 Degree	N/A	Oct. 02, 2022~ Oct. 13, 2022	N/A	Radiation (03CH11-HY)
Software	Audix	E3 6.2009-8-24	RK-001053	N/A	N/A	Oct. 02, 2022~ Oct. 13, 2022	N/A	Radiation (03CH11-HY)
RF Cable	HUBER + SUHNER	SUCOFLEX 102	MY2859/2	30MHz-40GHz	Mar. 10, 2022	Oct. 02, 2022~ Oct. 13, 2022	Mar. 09, 2023	Radiation (03CH11-HY)
RF Cable	HUBER + SUHNER	SUCOFLEX 104	MY9837/4PE	9kHz-30MHz	Mar. 10, 2022	Oct. 02, 2022~ Oct. 13, 2022	Mar. 09, 2023	Radiation (03CH11-HY)
RF Cable	HUBER + SUHNER	SUCOFLEX 104	MY9837/4PE	30MHz-18GHz	Mar. 10, 2022	Oct. 02, 2022~ Oct. 13, 2022	Mar. 09, 2023	Radiation (03CH11-HY)
RF Cable	HUBER + SUHNER	SUCOFLEX 104	811852/4	30MHz-18GHz	Mar. 10, 2022	Oct. 02, 2022~ Oct. 13, 2022	Mar. 09, 2023	Radiation (03CH11-HY)
Filter	Wainwright	WHKX12-2700 -3000-18000-6 0SS	SN3	3GHz High Pass Filter	Sep. 12, 2022	Oct. 02, 2022~ Oct. 13, 2022	Sep. 11, 2023	Radiation (03CH11-HY)
Filter	Wainwright	WHKX12-900- 1000-15000-6 0SS	SN12	1GHz High Pass Filter	Sep. 12, 2022	Oct. 02, 2022~ Oct. 13, 2022	Sep. 11, 2023	Radiation (03CH11-HY)



Instrument	Brand Name	Model No.	Serial No.	Characteristics	Calibration Date	Test Date	Due Date	Remark
Loop Antenna	Rohde & Schwarz	HFH2-Z2	100488	9 kHz~30 MHz	May 13, 2022	Sep. 21, 2022~ Oct. 22, 2022	May 12, 2023	Radiation (03CH12-HY)
Horn Antenna	SCHWARZBECK	BBHA 9120 D	9120D-1328	1GHz~18GHz	Dec. 03, 2021	Sep. 21, 2022~ Oct. 22, 2022	Dec. 02, 2022	Radiation (03CH12-HY)
Bilog Antenna	TESEQ	CBL 6111D & 00800N1D01N -06	40103 & 07	30MHz~1GHz	Apr. 24, 2022	Sep. 21, 2022~ Oct. 22, 2022	Apr. 23, 2023	Radiation (03CH12-HY)
Bilog Antenna	TESEQ	CBL 6111D & 00800N1D01N -06	41912 & 05	30MHz~1GHz	Feb. 06, 2022	Sep. 21, 2022~ Oct. 22, 2022	Feb. 05, 2023	Radiation (03CH12-HY)
Horn Antenna	SCHWARZBECK	BBHA 9120 D	9120D-1212	1GHz~18GHz	Mar 10, 2022	Sep. 21, 2022~ Oct. 22, 2022	Mar 09, 2023	Radiation (03CH12-HY)
SHF-EHF Horn Antenna	SCHWARZBECK	BBHA 9170	BBHA917025 1	18GHz~40GHz	Nov. 30, 2021	Sep. 21, 2022~ Oct. 22, 2022	Nov. 29, 2022	Radiation (03CH12-HY)
SHF-EHF Horn Antenna	SCHWARZBECK	BBHA 9170	BBHA917057 6	18GHz~40GHz	May 14, 2022	Sep. 21, 2022~ Oct. 22, 2022	May 13, 2023	Radiation (03CH12-HY)
Preamplifier	COM-POWER	PA-103	161075	10MHz~1GHz	Mar. 23, 2022	Sep. 21, 2022~ Oct. 22, 2022	Mar. 22, 2023	Radiation (03CH12-HY)
Preamplifier	Aglient	8449B	3008A02375	1GHz~26.5GHz	May 24, 2022	Sep. 21, 2022~ Oct. 22, 2022	May 23, 2023	Radiation (03CH12-HY)
Preamplifier	E-INSTRUMENT TECH LTD.	ERA-100M-18 G-56-01-A70	EC1900249	1GHz-18GHz	Dec. 22, 2021	Sep. 21, 2022~ Oct. 22, 2022	Dec. 21, 2022	Radiation (03CH12-HY)
Preamplifier	E-INSTRUMENT TECH LTD.	ERA-100M-18 G-56-01-A70	EC1900269	1GHz-18GHz	Dec. 27, 2021	Sep. 21, 2022~ Oct. 22, 2022	Dec. 26, 2022	Radiation (03CH12-HY)
Preamplifier	EMEC	EM18G40G	060715	18GHz~40GHz	Dec. 24, 2021	Sep. 21, 2022~ Oct. 22, 2022	Dec. 23, 2022	Radiation (03CH12-HY)
Spectrum Analyzer	Keysight	N9010A	MY53470118	10Hz~44GHz	Jan. 12, 2022	Sep. 21, 2022~ Oct. 22, 2022	Jan. 11, 2023	Radiation (03CH12-HY)
RF Cable	HUBER + SUHNER	SUCOFLEX 104	MY9837/4PE	9kHz~30MHz	Mar. 10, 2022	Sep. 21, 2022~ Oct. 22, 2022	Mar. 09, 2023	Radiation (03CH12-HY)
RF Cable	HUBER + SUHNER	SUCOFLEX 126E	0058/126E	30MHz~18GHz	Dec. 10, 2021	Sep. 21, 2022~ Oct. 22, 2022	Dec. 09, 2022	Radiation (03CH12-HY)
RF Cable	HUBER + SUHNER	SUCOFLEX 102	505134/2	30MHz~40GHz	Feb. 21, 2022	Sep. 21, 2022~ Oct. 22, 2022	Feb. 20, 2023	Radiation (03CH12-HY)
RF Cable	HUBER + SUHNER	SUCOFLEX 102	803953/2	30MHz~40GHz	Mar. 08, 2022	Sep. 21, 2022~ Oct. 22, 2022	Mar. 07, 2023	Radiation (03CH12-HY)
Filter	Wainwright	WHKX8-5872. 5-6750-18000- 40ST	SN2	6.75GHz High Pass Filter	Mar. 15, 2022	Sep. 21, 2022~ Oct. 22, 2022	Mar. 14, 2023	Radiation (03CH12-HY)
Filter	Wainwright	WHKX12-1080 -1200-15000-6 0SS	SN1	1.2GHz High Pass Filter	Mar. 15, 2022	Sep. 21, 2022~ Oct. 22, 2022	Mar. 14, 2023	Radiation (03CH12-HY)
Filter	Wainwright	WHKX12-2700 -3000-18000-6 0ST	SN2	3GHz High Pass Filter	Jul. 11, 2022	Sep. 21, 2022~ Oct. 22, 2022	Jul. 10, 2023	Radiation (03CH12-HY)



Instrument	Brand Name	Model No.	Serial No.	Characteristics	Calibration Date	Test Date	Due Date	Remark
Hygrometer	TECPEL	DTM-303B	TP140325	N/A	Nov. 26, 2021	Sep. 21, 2022~ Oct. 22, 2022	Nov. 25, 2022	Radiation (03CH12-HY)
Controller	EMEC	EM1000	N/A	Control Turn table & Ant Mast	N/A	Sep. 21, 2022~ Oct. 22, 2022	N/A	Radiation (03CH12-HY)
Antenna Mast	EMEC	AM-BS-4500-B	N/A	1m~4m	N/A	Sep. 21, 2022~ Oct. 22, 2022	N/A	Radiation (03CH12-HY)
Turn Table	EMEC	TT2000	N/A	0~360 Degree	N/A	Sep. 21, 2022~ Oct. 22, 2022	N/A	Radiation (03CH12-HY)
Software	Audix	E3 6.2009-8-24	RK-000989	N/A	N/A	Sep. 21, 2022~ Oct. 22, 2022	N/A	Radiation (03CH12-HY)
Radio Communication Analyzer	Anritsu	MT8821C	6262025280	LTE FDD/TDD LTE-2CC DLCA/ULCA	Oct. 29, 2021	Sep. 20, 2022~ Oct. 27, 2022	Oct. 28, 2022	Conducted (TH03-HY)
Spectrum Analyzer	Rohde & Schwarz	FSV40	101909	10Hz~40GHz	Aug. 18, 2022	Sep. 20, 2022~ Oct. 27, 2022	Aug. 17, 2023	Conducted (TH03-HY)
Thermal Chamber	ESPEC	SH-641	92013720	-40℃ ~90℃	Sep. 07, 2022	Sep. 20, 2022~ Oct. 27, 2022	Sep. 06, 2023	Conducted (TH03-HY)
DC Power Supply	GW Instek	GPP-2323	GES906037	0V~64V ; 0A~6A	Jan. 06, 2022	Sep. 20, 2022~ Oct. 27, 2022	Jan. 05, 2023	Conducted (TH03-HY)
Coupler	Warison	20dB 25W SMA Directional Coupler	#B	1-18GHz	Jan. 07, 2022	Sep. 20, 2022~ Oct. 27, 2022	Jan. 06, 2023	Conducted (TH03-HY)



## 6 Uncertainty of Evaluation

<03CH11-HY>

### Uncertainty of Radiated Emission Measurement (30 MHz ~ 1000 MHz)

Measuring Uncertainty for a Level of Confidence of 95% (U = 2Uc(y))	3.15 dB
---	---------

### Uncertainty of Radiated Emission Measurement (1 GHz ~ 18 GHz)

Measuring Uncertainty for a Level of Confidence of 95% (U = 2Uc(y))	3.41 dB
---	---------

### Uncertainty of Radiated Emission Measurement (18 GHz ~ 40 GHz)

Measuring Uncertainty for a Level of Confidence of 95% (U = 2Uc(y))	4.45 dB
---	---------

<03CH12-HY>

### Uncertainty of Radiated Emission Measurement (30 MHz ~ 1000 MHz)

Measuring Uncertainty for a Level of Confidence of 95% (U = 2Uc(y))	3.31 dB
---	---------

### Uncertainty of Radiated Emission Measurement (1 GHz ~ 18 GHz)

Measuring Uncertainty for a Level of Confidence of 95% (U = 2Uc(y))	3.25 dB
---	---------

### Uncertainty of Radiated Emission Measurement (18 GHz ~ 40 GHz)

Measuring Uncertainty for a Level of Confidence of 95% (U = 2Uc(y))	3.81 dB
---	---------



## Appendix A. Test Results of Conducted Test

### Conducted Output Power(Average power & ERP/EIRP)

<Primary Antenna>

LTE Band 2 Maximum Average Power [dBm] (GT - LC = -3.8 dB)								
BW [MHz]	RB Size	RB Offset	Mod	Lowest	Middle	Highest	EIRP (dBm)	EIRP (W)
20	1	0	QPSK	24.54	24.76	24.67	20.96	0.1247
20	1	49		24.44	24.42	24.38		
20	1	99		24.39	24.26	24.38		
20	50	0		23.60	23.70	23.58		
20	50	24		23.57	23.56	23.54		
20	50	50		23.51	23.45	23.48		
20	100	0		23.61	23.55	23.54		
20	1	0	16-QAM	23.92	24.02	23.96	20.22	0.1052
20	1	49		23.84	23.75	23.71		
20	1	99		23.82	23.54	23.76		
20	50	0		22.65	22.71	22.60		
20	50	24		22.64	22.62	22.56		
20	50	50		22.59	22.50	22.53		
20	100	0		22.59	22.58	22.55		
20	1	0	64-QAM	22.86	22.96	22.92	19.16	0.0824
20	1	49		22.78	22.85	22.74		
20	1	99		22.80	22.66	22.77		
20	50	0		21.70	21.74	21.66		
20	50	24		21.66	21.65	21.59		
20	50	50		21.59	21.53	21.56		
20	100	0		21.64	21.61	21.57		
20	1	0	256-QAM	19.71	19.72	19.68	15.92	0.0391
20	1	49		19.55	19.55	19.50		
20	1	99		19.38	19.46	19.40		
20	50	0		19.60	19.69	19.68		
20	50	24		19.53	19.61	19.54		
20	50	50		19.42	19.52	19.52		
20	100	0		19.59	19.62	19.59		
Limit	EIRP < 2W			Result			Pass	



LTE Band 2 Maximum Average Power [dBm] (GT - LC = -3.8 dB)								
BW [MHz]	RB Size	RB Offset	Mod	Lowest	Middle	Highest	EIRP (dBm)	EIRP (W)
15	1	0	QPSK	24.29	24.51	24.42	20.71	0.1178
15	1	37		24.25	24.34	24.22		
15	1	74		24.27	24.16	24.27		
15	36	0		23.43	23.48	23.37		
15	36	20		23.39	23.39	23.34		
15	36	39		23.36	23.30	23.32		
15	75	0		23.39	23.38	23.34		
15	1	0	16-QAM	23.71	23.91	23.76	20.11	0.1026
15	1	37		23.54	23.63	23.54		
15	1	74		23.70	23.46	23.55		
15	36	0		22.47	22.58	22.44		
15	36	20		22.48	22.51	22.41		
15	36	39		22.48	22.40	22.41		
15	75	0		22.49	22.47	22.42		
15	1	0	64-QAM	22.63	22.86	22.71	19.06	0.0805
15	1	37		22.66	22.76	22.67		
15	1	74		22.64	22.56	22.64		
15	36	0		21.54	21.63	21.49		
15	36	20		21.51	21.56	21.46		
15	36	39		21.51	21.46	21.45		
15	75	0		21.52	21.47	21.42		
15	1	0	256-QAM	19.70	19.62	19.58	15.90	0.0389
15	1	37		19.52	19.47	19.47		
15	1	74		19.38	19.38	19.40		
15	36	0		19.55	19.68	19.68		
15	36	20		19.52	19.58	19.48		
15	36	39		19.38	19.50	19.43		
15	75	0		19.49	19.56	19.52		
Limit	EIRP < 2W			Result			Pass	





LTE Band 2 Maximum Average Power [dBm] (GT - LC = -3.8 dB)								
BW [MHz]	RB Size	RB Offset	Mod	Lowest	Middle	Highest	EIRP (dBm)	EIRP (W)
10	1	0	QPSK	24.50	24.55	24.39	20.75	0.1189
10	1	25		24.31	24.22	24.20		
10	1	49		24.42	24.22	24.32		
10	25	0		23.44	23.44	23.39		
10	25	12		23.46	23.40	23.40		
10	25	25		23.44	23.34	23.41		
10	50	0		23.41	23.41	23.40		
10	1	0	16-QAM	23.63	23.75	23.60	19.95	0.0989
10	1	25		23.49	23.62	23.70		
10	1	49		23.74	23.60	23.67		
10	25	0		22.47	22.52	22.42		
10	25	12		22.48	22.46	22.44		
10	25	25		22.47	22.40	22.45		
10	50	0		22.46	22.50	22.41		
10	1	0	64-QAM	22.64	22.73	22.64	18.93	0.0782
10	1	25		22.55	22.53	22.57		
10	1	49		22.68	22.56	22.62		
10	25	0		21.52	21.52	21.44		
10	25	12		21.53	21.47	21.44		
10	25	25		21.51	21.44	21.44		
10	50	0		21.50	21.51	21.46		
10	1	0	256-QAM	19.64	19.63	19.61	15.88	0.0387
10	1	25		19.47	19.51	19.47		
10	1	49		19.33	19.46	19.39		
10	25	0		19.51	19.68	19.60		
10	25	12		19.48	19.58	19.48		
10	25	25		19.37	19.48	19.52		
10	50	0		19.55	19.54	19.50		
Limit	EIRP < 2W			Result			Pass	



LTE Band 2 Maximum Average Power [dBm] (GT - LC = -3.8 dB)								
BW [MHz]	RB Size	RB Offset	Mod	Lowest	Middle	Highest	EIRP (dBm)	EIRP (W)
5	1	0	QPSK	24.45	24.47	24.41	20.67	0.1167
5	1	12		24.47	24.44	24.42		
5	1	24		24.44	24.35	24.44		
5	12	0		23.44	23.43	23.38		
5	12	7		23.46	23.45	23.43		
5	12	13		23.47	23.40	23.46		
5	25	0		23.41	23.39	23.43		
5	1	0	16-QAM	23.75	23.76	23.70	19.97	0.0993
5	1	12		23.72	23.64	23.55		
5	1	24		23.77	23.62	23.76		
5	12	0		22.47	22.52	22.45		
5	12	7		22.50	22.50	22.44		
5	12	13		22.51	22.49	22.47		
5	25	0		22.48	22.45	22.48		
5	1	0	64-QAM	22.65	22.74	22.59	18.94	0.0783
5	1	12		22.51	22.68	22.48		
5	1	24		22.51	22.60	22.54		
5	12	0		21.48	21.56	21.44		
5	12	7		21.50	21.52	21.49		
5	12	13		21.51	21.48	21.50		
5	25	0		21.50	21.47	21.46		
5	1	0	256-QAM	19.69	19.63	19.63	15.89	0.0388
5	1	12		19.47	19.49	19.40		
5	1	24		19.28	19.44	19.38		
5	12	0		19.60	19.59	19.58		
5	12	7		19.44	19.61	19.50		
5	12	13		19.40	19.50	19.49		
5	25	0		19.51	19.54	19.53		
Limit	EIRP < 2W			Result			Pass	



LTE Band 2 Maximum Average Power [dBm] (GT - LC = -3.8 dB)								
BW [MHz]	RB Size	RB Offset	Mod	Lowest	Middle	Highest	EIRP (dBm)	EIRP (W)
3	1	0	QPSK	24.43	24.42	24.39	20.63	0.1156
3	1	8		24.33	24.32	24.31		
3	1	14		24.34	24.30	24.35		
3	8	0		23.42	23.43	23.40		
3	8	4		23.43	23.43	23.45		
3	8	7		23.46	23.42	23.45		
3	15	0		23.43	23.44	23.46		
3	1	0	16-QAM	23.77	23.76	23.71	19.97	0.0993
3	1	8		23.66	23.59	23.60		
3	1	14		23.71	23.70	23.69		
3	8	0		22.43	22.49	22.44		
3	8	4		22.44	22.46	22.46		
3	8	7		22.46	22.46	22.47		
3	15	0		22.45	22.46	22.45		
3	1	0	64-QAM	22.63	22.68	22.53	18.88	0.0773
3	1	8		22.54	22.57	22.50		
3	1	14		22.58	22.60	22.64		
3	8	0		21.52	21.56	21.43		
3	8	4		21.47	21.52	21.47		
3	8	7		21.52	21.58	21.51		
3	15	0		21.54	21.54	21.46		
3	1	0	256-QAM	19.70	19.62	19.59	15.90	0.0389
3	1	8		19.53	19.53	19.46		
3	1	14		19.35	19.44	19.36		
3	8	0		19.56	19.62	19.64		
3	8	4		19.51	19.61	19.51		
3	8	7		19.37	19.45	19.46		
3	15	0		19.55	19.59	19.51		
Limit	EIRP < 2W			Result			Pass	



LTE Band 2 Maximum Average Power [dBm] (GT - LC = -3.8 dB)								
BW [MHz]	RB Size	RB Offset	Mod	Lowest	Middle	Highest	EIRP (dBm)	EIRP (W)
1.4	1	0	QPSK	24.41	24.36	24.36	20.61	0.1151
1.4	1	3		24.34	24.40	24.25		
1.4	1	5		24.39	24.35	24.33		
1.4	3	0		24.29	24.28	24.26		
1.4	3	1		24.33	24.35	24.37		
1.4	3	3		24.38	24.37	24.38		
1.4	6	0		23.34	23.36	23.39		
1.4	1	0	16-QAM	23.60	23.64	23.66	19.88	0.0973
1.4	1	3		23.47	23.44	23.29		
1.4	1	5		23.63	23.68	23.63		
1.4	3	0		23.43	23.49	23.44		
1.4	3	1		23.52	23.49	23.49		
1.4	3	3		23.50	23.56	23.51		
1.4	6	0		22.43	22.45	22.44		
1.4	1	0	64-QAM	22.57	22.64	22.56	18.84	0.0766
1.4	1	3		22.45	22.38	22.36		
1.4	1	5		22.57	22.57	22.60		
1.4	3	0		22.39	22.47	22.44		
1.4	3	1		22.50	22.54	22.57		
1.4	3	3		22.50	22.55	22.46		
1.4	6	0		21.45	21.44	21.36		
1.4	1	0	256-QAM	19.68	19.67	19.61	15.88	0.0387
1.4	1	3		19.55	19.52	19.44		
1.4	1	5		19.31	19.44	19.33		
1.4	3	0		19.59	19.59	19.65		
1.4	3	1		19.53	19.51	19.54		
1.4	3	3		19.33	19.52	19.43		
1.4	6	0		19.56	19.55	19.51		
Limit	EIRP < 2W			Result			Pass	



LTE Band 25 Maximum Average Power [dBm] (GT - LC = -3.8 dB)								
BW [MHz]	RB Size	RB Offset	Mod	Lowest	Middle	Highest	EIRP (dBm)	EIRP (W)
20	1	0	QPSK	24.32	24.48	24.34	20.68	0.1169
20	1	49		24.15	24.12	24.08		
20	1	99		24.11	23.97	24.25		
20	50	0		22.88	22.91	22.83		
20	50	24		22.86	22.81	22.78		
20	50	50		22.78	22.72	22.82		
20	100	0		22.80	22.83	22.82		
20	1	0	16-QAM	23.69	23.79	23.74	19.99	0.0998
20	1	49		23.58	23.52	23.49		
20	1	99		23.49	23.36	23.59		
20	50	0		22.39	22.44	22.31		
20	50	24		22.38	22.38	22.31		
20	50	50		22.34	22.25	22.34		
20	100	0		22.38	22.34	22.35		
20	1	0	64-QAM	22.68	22.71	22.65	18.91	0.0778
20	1	49		22.57	22.52	22.54		
20	1	99		22.49	22.31	22.61		
20	50	0		21.49	21.51	21.39		
20	50	24		21.48	21.45	21.37		
20	50	50		21.42	21.32	21.45		
20	100	0		21.43	21.41	21.40		
20	1	0	256-QAM	19.77	19.77	19.76	15.97	0.0395
20	1	49		19.42	19.51	19.48		
20	1	99		19.39	19.40	19.35		
20	50	0		19.60	19.67	19.66		
20	50	24		19.53	19.58	19.51		
20	50	50		19.42	19.51	19.48		
20	100	0		19.51	19.56	19.46		
Limit	EIRP < 2W			Result			Pass	



LTE Band 25 Maximum Average Power [dBm] (GT - LC = -3.8 dB)								
BW [MHz]	RB Size	RB Offset	Mod	Lowest	Middle	Highest	EIRP (dBm)	EIRP (W)
15	1	0	QPSK	24.16	24.28	24.14	20.48	0.1117
15	1	37		24.13	24.10	24.03		
15	1	74		24.11	23.94	24.16		
15	36	0		22.71	22.76	22.64		
15	36	20		22.73	22.69	22.65		
15	36	39		22.70	22.61	22.71		
15	75	0		22.69	22.68	22.68		
15	1	0	16-QAM	23.57	23.76	23.46	19.96	0.0991
15	1	37		23.42	23.45	23.27		
15	1	74		23.43	23.35	23.40		
15	36	0		22.28	22.32	22.20		
15	36	20		22.30	22.24	22.23		
15	36	39		22.25	22.14	22.26		
15	75	0		22.25	22.25	22.23		
15	1	0	64-QAM	22.53	22.64	22.47	18.84	0.0766
15	1	37		22.39	22.39	22.29		
15	1	74		22.43	22.25	22.47		
15	36	0		21.38	21.41	21.29		
15	36	20		21.34	21.35	21.29		
15	36	39		21.33	21.26	21.29		
15	75	0		21.32	21.28	21.27		
15	1	0	256-QAM	19.77	19.74	19.75	15.97	0.0395
15	1	37		19.40	19.43	19.44		
15	1	74		19.37	19.37	19.25		
15	36	0		19.52	19.58	19.66		
15	36	20		19.48	19.52	19.41		
15	36	39		19.38	19.50	19.42		
15	75	0		19.41	19.46	19.43		
Limit	EIRP < 2W			Result			Pass	



LTE Band 25 Maximum Average Power [dBm] (GT - LC = -3.8 dB)								
BW [MHz]	RB Size	RB Offset	Mod	Lowest	Middle	Highest	EIRP (dBm)	EIRP (W)
10	1	0	QPSK	24.17	24.27	24.22	20.47	0.1114
10	1	25		23.90	23.89	24.03		
10	1	49		24.06	23.93	24.19		
10	25	0		22.66	22.71	22.71		
10	25	12		22.70	22.68	22.76		
10	25	25		22.70	22.61	22.80		
10	50	0		22.69	22.66	22.78		
10	1	0	16-QAM	23.51	23.60	23.41	19.80	0.0955
10	1	25		23.55	23.26	23.26		
10	1	49		23.40	23.30	23.49		
10	25	0		22.24	22.26	22.23		
10	25	12		22.28	22.21	22.30		
10	25	25		22.26	22.20	22.33		
10	50	0		22.25	22.24	22.28		
10	1	0	64-QAM	22.43	22.58	22.42	18.78	0.0755
10	1	25		22.42	22.47	22.53		
10	1	49		22.39	22.35	22.53		
10	25	0		21.30	21.32	21.27		
10	25	12		21.30	21.28	21.32		
10	25	25		21.31	21.24	21.34		
10	50	0		21.35	21.27	21.37		
10	1	0	256-QAM	19.75	19.75	19.66	15.95	0.0394
10	1	25		19.32	19.42	19.41		
10	1	49		19.30	19.30	19.26		
10	25	0		19.56	19.59	19.64		
10	25	12		19.47	19.53	19.51		
10	25	25		19.32	19.45	19.39		
10	50	0		19.50	19.55	19.38		
Limit	EIRP < 2W			Result			Pass	



LTE Band 25 Maximum Average Power [dBm] (GT - LC = -3.8 dB)								
BW [MHz]	RB Size	RB Offset	Mod	Lowest	Middle	Highest	EIRP (dBm)	EIRP (W)
5	1	0	QPSK	24.17	24.24	24.21	20.45	0.1109
5	1	12		24.19	24.13	24.18		
5	1	24		24.22	24.10	24.25		
5	12	0		22.71	22.69	22.70		
5	12	7		22.71	22.68	22.76		
5	12	13		22.69	22.62	22.79		
5	25	0		22.66	22.64	22.76		
5	1	0	16-QAM	23.50	23.59	23.49	19.79	0.0953
5	1	12		23.41	23.39	23.37		
5	1	24		23.48	23.44	23.48		
5	12	0		22.27	22.27	22.25		
5	12	7		22.33	22.28	22.31		
5	12	13		22.31	22.23	22.32		
5	25	0		22.28	22.22	22.28		
5	1	0	64-QAM	22.51	22.46	22.41	18.71	0.0743
5	1	12		22.42	22.44	22.43		
5	1	24		22.44	22.43	22.51		
5	12	0		21.35	21.33	21.24		
5	12	7		21.32	21.31	21.30		
5	12	13		21.35	21.28	21.37		
5	25	0		21.32	21.29	21.32		
5	1	0	256-QAM	19.69	19.72	19.72	15.92	0.0391
5	1	12		19.36	19.43	19.42		
5	1	24		19.36	19.35	19.29		
5	12	0		19.57	19.65	19.56		
5	12	7		19.50	19.51	19.49		
5	12	13		19.41	19.45	19.47		
5	25	0		19.44	19.53	19.43		
Limit	EIRP < 2W			Result			Pass	





LTE Band 25 Maximum Average Power [dBm] (GT - LC = -3.8 dB)								
BW [MHz]	RB Size	RB Offset	Mod	Lowest	Middle	Highest	EIRP (dBm)	EIRP (W)
3	1	0	QPSK	24.29	24.24	24.30	20.50	0.1122
3	1	8		24.11	24.05	24.16		
3	1	14		24.18	24.10	24.23		
3	8	0		22.72	22.67	22.72		
3	8	4		22.71	22.67	22.77		
3	8	7		22.74	22.67	22.80		
3	15	0		22.74	22.70	22.77		
3	1	0	16-QAM	23.59	23.61	23.50	19.81	0.0957
3	1	8		23.45	23.39	23.37		
3	1	14		23.57	23.47	23.54		
3	8	0		22.26	22.22	22.22		
3	8	4		22.28	22.21	22.28		
3	8	7		22.27	22.24	22.32		
3	15	0		22.25	22.25	22.28		
3	1	0	64-QAM	22.45	22.41	22.35	18.72	0.0745
3	1	8		22.44	22.35	22.31		
3	1	14		22.52	22.43	22.42		
3	8	0		21.31	21.30	21.25		
3	8	4		21.33	21.31	21.27		
3	8	7		21.37	21.34	21.34		
3	15	0		21.36	21.33	21.31		
3	1	0	256-QAM	19.70	19.77	19.66	15.97	0.0395
3	1	8		19.34	19.50	19.48		
3	1	14		19.30	19.30	19.25		
3	8	0		19.54	19.59	19.61		
3	8	4		19.49	19.53	19.41		
3	8	7		19.36	19.44	19.47		
3	15	0		19.51	19.56	19.42		
Limit	EIRP < 2W			Result			Pass	



LTE Band 25 Maximum Average Power [dBm] (GT - LC = -3.8 dB)								
BW [MHz]	RB Size	RB Offset	Mod	Lowest	Middle	Highest	EIRP (dBm)	EIRP (W)
1.4	1	0	QPSK	24.23	24.16	24.27	20.47	0.1114
1.4	1	3		24.06	24.04	24.12		
1.4	1	5		24.17	24.11	24.21		
1.4	3	0		24.06	24.00	24.10		
1.4	3	1		24.15	24.12	24.23		
1.4	3	3		24.21	24.12	24.25		
1.4	6	0		22.66	22.59	22.70		
1.4	1	0	16-QAM	23.51	23.46	23.44	19.72	0.0938
1.4	1	3		23.19	23.32	23.14		
1.4	1	5		23.48	23.52	23.46		
1.4	3	0		23.28	23.25	23.28		
1.4	3	1		23.21	23.27	23.30		
1.4	3	3		23.25	23.29	23.30		
1.4	6	0		22.24	22.22	22.24		
1.4	1	0	64-QAM	22.47	22.36	22.38	18.67	0.0736
1.4	1	3		22.29	22.32	22.35		
1.4	1	5		22.44	22.41	22.39		
1.4	3	0		22.27	22.26	22.25		
1.4	3	1		22.36	22.35	22.41		
1.4	3	3		22.36	22.31	22.36		
1.4	6	0		21.25	21.24	21.22		
1.4	1	0	256-QAM	19.71	19.69	19.73	15.93	0.0392
1.4	1	3		19.35	19.41	19.44		
1.4	1	5		19.38	19.37	19.28		
1.4	3	0		19.55	19.58	19.64		
1.4	3	1		19.51	19.50	19.46		
1.4	3	3		19.33	19.46	19.43		
1.4	6	0		19.47	19.49	19.46		
Limit	EIRP < 2W			Result			Pass	



LTE Band 4 Maximum Average Power [dBm] (GT - LC = -4.1 dB)								
BW [MHz]	RB Size	RB Offset	Mod	Lowest	Middle	Highest	EIRP (dBm)	EIRP (W)
20	1	0	QPSK	24.61	24.76	24.75	20.66	0.1164
20	1	49		24.53	24.54	24.54		
20	1	99		24.53	24.41	24.34		
20	50	0		23.66	23.73	23.72		
20	50	24		23.66	23.67	23.69		
20	50	50		23.66	23.63	23.58		
20	100	0		23.64	23.69	23.66		
20	1	0	16-QAM	23.95	24.01	24.12	20.02	0.1005
20	1	49		23.83	23.81	23.83		
20	1	99		23.84	23.71	23.71		
20	50	0		22.68	22.73	22.79		
20	50	24		22.69	22.72	22.71		
20	50	50		22.69	22.66	22.62		
20	100	0		22.65	22.66	22.67		
20	1	0	64-QAM	22.86	22.91	23.07	18.97	0.0789
20	1	49		22.86	22.83	22.87		
20	1	99		22.92	22.79	22.76		
20	50	0		21.68	21.76	21.81		
20	50	24		21.69	21.72	21.75		
20	50	50		21.70	21.66	21.63		
20	100	0		21.67	21.68	21.69		
20	1	0	256-QAM	19.61	19.70	19.65	15.60	0.0363
20	1	49		19.44	19.51	19.48		
20	1	99		19.55	19.60	19.57		
20	50	0		19.59	19.61	19.54		
20	50	24		19.51	19.55	19.55		
20	50	50		19.50	19.55	19.45		
20	100	0		19.62	19.69	19.66		
Limit	EIRP < 1W			Result			Pass	



LTE Band 4 Maximum Average Power [dBm] (GT - LC = -4.1 dB)								
BW [MHz]	RB Size	RB Offset	Mod	Lowest	Middle	Highest	EIRP (dBm)	EIRP (W)
15	1	0	QPSK	24.49	24.61	24.68	20.58	0.1143
15	1	37		24.48	24.45	24.51		
15	1	74		24.53	24.41	24.36		
15	36	0		23.56	23.62	23.67		
15	36	20		23.56	23.59	23.59		
15	36	39		23.56	23.55	23.50		
15	75	0		23.57	23.60	23.57		
15	1	0	16-QAM	23.95	23.97	24.05	19.95	0.0989
15	1	37		23.79	23.73	23.80		
15	1	74		23.83	23.65	23.68		
15	36	0		22.63	22.66	22.69		
15	36	20		22.63	22.61	22.60		
15	36	39		22.62	22.56	22.54		
15	75	0		22.58	22.61	22.60		
15	1	0	64-QAM	22.82	22.87	22.99	18.89	0.0774
15	1	37		22.82	22.69	22.73		
15	1	74		22.79	22.70	22.64		
15	36	0		21.63	21.66	21.71		
15	36	20		21.62	21.61	21.63		
15	36	39		21.65	21.57	21.56		
15	75	0		21.60	21.59	21.61		
15	1	0	256-QAM	19.52	19.65	19.63	15.55	0.0359
15	1	37		19.43	19.50	19.44		
15	1	74		19.55	19.57	19.54		
15	36	0		19.56	19.56	19.53		
15	36	20		19.46	19.54	19.48		
15	36	39		19.43	19.54	19.35		
15	75	0		19.55	19.60	19.65		
Limit	EIRP < 1W			Result			Pass	



LTE Band 4 Maximum Average Power [dBm] (GT - LC = -4.1 dB)								
BW [MHz]	RB Size	RB Offset	Mod	Lowest	Middle	Highest	EIRP (dBm)	EIRP (W)
10	1	0	QPSK	24.49	24.58	24.66	20.56	0.1138
10	1	25		24.26	24.37	24.27		
10	1	49		24.45	24.42	24.37		
10	25	0		23.51	23.62	23.62		
10	25	12		23.55	23.61	23.58		
10	25	25		23.56	23.57	23.52		
10	50	0		23.53	23.59	23.57		
10	1	0	16-QAM	23.83	23.80	23.92	19.82	0.0959
10	1	25		23.66	23.75	23.81		
10	1	49		23.81	23.68	23.71		
10	25	0		22.56	22.62	22.64		
10	25	12		22.59	22.61	22.61		
10	25	25		22.59	22.60	22.54		
10	50	0		22.57	22.60	22.59		
10	1	0	64-QAM	22.67	22.82	22.89	18.79	0.0757
10	1	25		22.55	22.66	22.66		
10	1	49		22.76	22.69	22.72		
10	25	0		21.57	21.64	21.66		
10	25	12		21.60	21.61	21.59		
10	25	25		21.62	21.59	21.54		
10	50	0		21.58	21.58	21.60		
10	1	0	256-QAM	19.61	19.60	19.59	15.56	0.0360
10	1	25		19.37	19.43	19.46		
10	1	49		19.53	19.50	19.51		
10	25	0		19.54	19.51	19.45		
10	25	12		19.44	19.51	19.50		
10	25	25		19.40	19.46	19.41		
10	50	0		19.53	19.66	19.62		
Limit	EIRP < 1W			Result			Pass	



LTE Band 4 Maximum Average Power [dBm] (GT - LC = -4.1 dB)								
BW [MHz]	RB Size	RB Offset	Mod	Lowest	Middle	Highest	EIRP (dBm)	EIRP (W)
5	1	0	QPSK	24.52	24.61	24.59	20.51	0.1125
5	1	12		24.52	24.56	24.49		
5	1	24		24.53	24.55	24.48		
5	12	0		23.52	23.58	23.59		
5	12	7		23.55	23.57	23.56		
5	12	13		23.55	23.57	23.52		
5	25	0		23.52	23.61	23.53		
5	1	0	16-QAM	23.86	23.84	23.88	19.78	0.0951
5	1	12		23.80	23.71	23.70		
5	1	24		23.82	23.70	23.74		
5	12	0		22.57	22.60	22.64		
5	12	7		22.58	22.58	22.62		
5	12	13		22.59	22.58	22.59		
5	25	0		22.59	22.62	22.58		
5	1	0	64-QAM	22.70	22.79	22.89	18.79	0.0757
5	1	12		22.65	22.69	22.75		
5	1	24		22.67	22.65	22.68		
5	12	0		21.57	21.55	21.62		
5	12	7		21.57	21.59	21.60		
5	12	13		21.60	21.55	21.55		
5	25	0		21.57	21.62	21.56		
5	1	0	256-QAM	19.60	19.61	19.65	15.55	0.0359
5	1	12		19.35	19.51	19.40		
5	1	24		19.50	19.60	19.54		
5	12	0		19.55	19.54	19.54		
5	12	7		19.47	19.46	19.51		
5	12	13		19.42	19.54	19.45		
5	25	0		19.62	19.60	19.58		
Limit	EIRP < 1W			Result			Pass	



LTE Band 4 Maximum Average Power [dBm] (GT - LC = -4.1 dB)								
BW [MHz]	RB Size	RB Offset	Mod	Lowest	Middle	Highest	EIRP (dBm)	EIRP (W)
3	1	0	QPSK	24.55	24.59	24.61	20.51	0.1125
3	1	8		24.45	24.45	24.44		
3	1	14		24.49	24.48	24.45		
3	8	0		23.53	23.54	23.56		
3	8	4		23.52	23.54	23.51		
3	8	7		23.56	23.56	23.53		
3	15	0		23.54	23.58	23.56		
3	1	0	16-QAM	23.86	23.90	23.97	19.87	0.0971
3	1	8		23.74	23.69	23.80		
3	1	14		23.86	23.80	23.83		
3	8	0		22.54	22.55	22.56		
3	8	4		22.55	22.57	22.56		
3	8	7		22.60	22.57	22.59		
3	15	0		22.54	22.56	22.57		
3	1	0	64-QAM	22.64	22.71	22.78	18.69	0.0740
3	1	8		22.69	22.64	22.70		
3	1	14		22.74	22.71	22.79		
3	8	0		21.57	21.58	21.60		
3	8	4		21.53	21.55	21.56		
3	8	7		21.65	21.58	21.60		
3	15	0		21.55	21.57	21.59		
3	1	0	256-QAM	19.55	19.65	19.56	15.55	0.0359
3	1	8		19.35	19.43	19.47		
3	1	14		19.47	19.60	19.50		
3	8	0		19.51	19.58	19.52		
3	8	4		19.49	19.53	19.51		
3	8	7		19.46	19.48	19.36		
3	15	0		19.61	19.60	19.62		
Limit	EIRP < 1W			Result			Pass	



LTE Band 4 Maximum Average Power [dBm] (GT - LC = -4.1 dB)								
BW [MHz]	RB Size	RB Offset	Mod	Lowest	Middle	Highest	EIRP (dBm)	EIRP (W)
1.4	1	0	QPSK	24.49	24.54	24.53	20.46	0.1112
1.4	1	3		24.42	24.43	24.39		
1.4	1	5		24.47	24.51	24.50		
1.4	3	0		24.37	24.43	24.43		
1.4	3	1		24.48	24.52	24.52		
1.4	3	3		24.51	24.55	24.56		
1.4	6	0		23.51	23.51	23.51		
1.4	1	0	16-QAM	23.77	23.81	23.83	19.73	0.0940
1.4	1	3		23.64	23.59	23.68		
1.4	1	5		23.81	23.79	23.78		
1.4	3	0		23.59	23.59	23.64		
1.4	3	1		23.58	23.62	23.67		
1.4	3	3		23.61	23.62	23.61		
1.4	6	0		22.54	22.54	22.54		
1.4	1	0	64-QAM	22.67	22.61	22.69	18.64	0.0731
1.4	1	3		22.44	22.57	22.62		
1.4	1	5		22.74	22.69	22.70		
1.4	3	0		22.54	22.53	22.55		
1.4	3	1		22.62	22.65	22.69		
1.4	3	3		22.57	22.61	22.63		
1.4	6	0		21.49	21.50	21.51		
1.4	1	0	256-QAM	19.61	19.62	19.57	15.56	0.0360
1.4	1	3		19.34	19.47	19.46		
1.4	1	5		19.54	19.60	19.47		
1.4	3	0		19.51	19.60	19.45		
1.4	3	1		19.51	19.52	19.48		
1.4	3	3		19.44	19.50	19.44		
1.4	6	0		19.53	19.59	19.66		
Limit	EIRP < 1W			Result			Pass	





LTE Band 5 Maximum Average Power [dBm] (GT - LC = -5.3 dB)								
BW [MHz]	RB Size	RB Offset	Mod	Lowest	Middle	Highest	ERP (dBm)	ERP (W)
10	1	0	QPSK	24.55	24.56	24.55	17.11	0.0514
10	1	25		24.35	24.29	24.17		
10	1	49		24.50	24.39	24.30		
10	25	0		23.45	23.46	23.43		
10	25	12		23.44	23.44	23.43		
10	25	25		23.44	23.41	23.40		
10	50	0		23.52	23.44	23.41		
10	1	0	16-QAM	23.90	23.85	23.85	16.46	0.0443
10	1	25		23.79	23.74	23.62		
10	1	49		23.91	23.71	23.66		
10	25	0		22.60	22.52	22.52		
10	25	12		22.58	22.51	22.47		
10	25	25		22.56	22.50	22.43		
10	50	0		22.54	22.48	22.42		
10	1	0	64-QAM	22.73	22.74	22.78	15.33	0.0341
10	1	25		22.67	22.62	22.58		
10	1	49		22.77	22.61	22.49		
10	25	0		21.57	21.50	21.46		
10	25	12		21.53	21.47	21.41		
10	25	25		21.53	21.46	21.41		
10	50	0		21.56	21.52	21.38		
10	1	0	256-QAM	19.41	19.46	19.44	12.06	0.0161
10	1	25		19.43	19.43	19.43		
10	1	49		19.34	19.35	19.30		
10	25	0		19.43	19.51	19.51		
10	25	12		19.41	19.45	19.44		
10	25	25		19.41	19.44	19.42		
10	50	0		19.40	19.49	19.46		
Limit	ERP < 7W			Result			Pass	



LTE Band 5 Maximum Average Power [dBm] (GT - LC = -5.3 dB)								
BW [MHz]	RB Size	RB Offset	Mod	Lowest	Middle	Highest	ERP (dBm)	ERP (W)
5	1	0	QPSK	24.51	24.49	24.43	17.06	0.0508
5	1	12		24.44	24.36	24.29		
5	1	24		24.50	24.42	24.30		
5	12	0		23.57	23.47	23.40		
5	12	7		23.54	23.46	23.37		
5	12	13		23.51	23.43	23.37		
5	25	0		23.49	23.41	23.37		
5	1	0	16-QAM	23.81	23.84	23.72	16.39	0.0436
5	1	12		23.76	23.60	23.52		
5	1	24		23.76	23.74	23.60		
5	12	0		22.56	22.49	22.46		
5	12	7		22.59	22.52	22.44		
5	12	13		22.59	22.50	22.42		
5	25	0		22.54	22.46	22.40		
5	1	0	64-QAM	22.86	22.64	22.63	15.41	0.0348
5	1	12		22.74	22.67	22.51		
5	1	24		22.75	22.64	22.52		
5	12	0		21.55	21.51	21.45		
5	12	7		21.59	21.55	21.46		
5	12	13		21.59	21.51	21.39		
5	25	0		21.56	21.48	21.41		
5	1	0	256-QAM	19.36	19.37	19.34	12.05	0.0160
5	1	12		19.41	19.41	19.41		
5	1	24		19.25	19.29	19.23		
5	12	0		19.37	19.50	19.48		
5	12	7		19.32	19.45	19.41		
5	12	13		19.31	19.43	19.40		
5	25	0		19.36	19.48	19.43		
Limit	ERP < 7W			Result			Pass	



LTE Band 5 Maximum Average Power [dBm] (GT - LC = -5.3 dB)								
BW [MHz]	RB Size	RB Offset	Mod	Lowest	Middle	Highest	ERP (dBm)	ERP (W)
3	1	0	QPSK	24.52	24.47	24.40	17.07	0.0509
3	1	8		24.38	24.30	24.25		
3	1	14		24.42	24.40	24.29		
3	8	0		23.48	23.39	23.31		
3	8	4		23.48	23.40	23.33		
3	8	7		23.47	23.40	23.36		
3	15	0		23.48	23.45	23.35		
3	1	0	16-QAM	23.79	23.76	23.76	16.34	0.0431
3	1	8		23.74	23.69	23.56		
3	1	14		23.77	23.68	23.60		
3	8	0		22.55	22.46	22.37		
3	8	4		22.58	22.46	22.41		
3	8	7		22.58	22.51	22.35		
3	15	0		22.55	22.51	22.35		
3	1	0	64-QAM	22.66	22.55	22.35	15.26	0.0336
3	1	8		22.67	22.49	22.27		
3	1	14		22.71	22.56	22.32		
3	8	0		21.60	21.49	21.40		
3	8	4		21.52	21.49	21.40		
3	8	7		21.62	21.59	21.44		
3	15	0		21.60	21.53	21.41		
3	1	0	256-QAM	19.37	19.45	19.40	12.00	0.0158
3	1	8		19.42	19.39	19.40		
3	1	14		19.33	19.33	19.29		
3	8	0		19.35	19.44	19.41		
3	8	4		19.34	19.40	19.42		
3	8	7		19.34	19.40	19.36		
3	15	0		19.34	19.41	19.45		
Limit	ERP < 7W			Result			Pass	



LTE Band 5 Maximum Average Power [dBm] (GT - LC = -5.3 dB)								
BW [MHz]	RB Size	RB Offset	Mod	Lowest	Middle	Highest	ERP (dBm)	ERP (W)
1.4	1	0	QPSK	24.39	24.39	24.31	16.98	0.0499
1.4	1	3		24.34	24.43	24.23		
1.4	1	5		24.37	24.40	24.27		
1.4	3	0		24.24	24.30	24.23		
1.4	3	1		24.34	24.35	24.27		
1.4	3	3		24.38	24.39	24.26		
1.4	6	0		23.37	23.38	23.32		
1.4	1	0	16-QAM	23.65	23.68	23.50	16.28	0.0425
1.4	1	3		23.48	23.53	23.37		
1.4	1	5		23.68	23.73	23.48		
1.4	3	0		23.39	23.47	23.29		
1.4	3	1		23.43	23.55	23.35		
1.4	3	3		23.49	23.53	23.39		
1.4	6	0		22.43	22.44	22.26		
1.4	1	0	64-QAM	22.42	22.52	22.34	15.11	0.0324
1.4	1	3		22.43	22.35	22.29		
1.4	1	5		22.56	22.42	22.24		
1.4	3	0		22.44	22.49	22.36		
1.4	3	1		22.45	22.53	22.40		
1.4	3	3		22.47	22.54	22.39		
1.4	6	0		21.36	21.46	21.26		
1.4	1	0	256-QAM	19.38	19.41	19.42	12.06	0.0161
1.4	1	3		19.36	19.38	19.43		
1.4	1	5		19.24	19.29	19.20		
1.4	3	0		19.42	19.51	19.44		
1.4	3	1		19.33	19.36	19.41		
1.4	3	3		19.34	19.37	19.39		
1.4	6	0		19.31	19.46	19.41		
Limit	ERP < 7W			Result			Pass	



LTE Band 7 Maximum Average Power [dBm] (GT - LC = -0.9 dB)								
BW [MHz]	RB Size	RB Offset	Mod	Lowest	Middle	Highest	EIRP (dBm)	EIRP (W)
20	1	0	QPSK	24.85	24.86	24.85	23.96	0.2489
20	1	49		24.67	24.71	24.70		
20	1	99		24.76	24.76	24.72		
20	50	0		23.20	23.92	23.87		
20	50	24		23.91	23.88	23.85		
20	50	50		23.91	23.87	23.86		
20	100	0		23.86	23.87	23.84		
20	1	0	16-QAM	24.11	24.20	24.10	23.30	0.2138
20	1	49		24.01	24.11	24.04		
20	1	99		24.11	24.16	24.05		
20	50	0		22.84	22.87	22.82		
20	50	24		22.89	22.90	22.90		
20	50	50		22.90	22.96	22.88		
20	100	0		22.85	22.92	22.85		
20	1	0	64-QAM	23.04	23.14	23.09	22.29	0.1694
20	1	49		23.08	23.06	23.01		
20	1	99		23.14	23.19	22.99		
20	50	0		21.90	21.97	21.94		
20	50	24		21.93	21.97	21.94		
20	50	50		21.97	21.99	21.94		
20	100	0		21.91	21.92	21.90		
20	1	0	256-QAM	19.94	19.97	19.87	19.07	0.0807
20	1	49		19.76	19.80	19.75		
20	1	99		19.87	19.94	19.92		
20	50	0		19.86	19.92	19.90		
20	50	24		19.86	19.91	19.90		
20	50	50		19.82	19.92	19.84		
20	100	0		19.79	19.88	19.78		
Limit	EIRP < 2W			Result			Pass	



LTE Band 7 Maximum Average Power [dBm] (GT - LC = -0.9 dB)								
BW [MHz]	RB Size	RB Offset	Mod	Lowest	Middle	Highest	EIRP (dBm)	EIRP (W)
15	1	0	QPSK	24.70	24.80	24.81	23.91	0.2460
15	1	37		24.72	24.79	24.81		
15	1	74		24.73	24.80	24.81		
15	36	0		23.75	23.83	23.87		
15	36	20		23.76	23.83	23.87		
15	36	39		23.76	23.82	23.87		
15	75	0		23.79	23.83	23.89		
15	1	0	16-QAM	24.11	24.21	24.19	23.31	0.2143
15	1	37		23.98	24.11	24.08		
15	1	74		24.08	24.18	24.04		
15	36	0		22.77	22.83	22.87		
15	36	20		22.79	22.87	22.86		
15	36	39		22.82	22.89	22.89		
15	75	0		22.81	22.91	22.93		
15	1	0	64-QAM	22.96	23.13	23.06	22.27	0.1687
15	1	37		23.02	23.17	23.13		
15	1	74		23.01	23.15	23.09		
15	36	0		21.85	21.91	21.95		
15	36	20		21.85	21.92	21.95		
15	36	39		21.88	21.95	21.92		
15	75	0		21.84	21.90	21.89		
15	1	0	256-QAM	19.90	19.97	19.85	19.07	0.0807
15	1	37		19.70	19.74	19.66		
15	1	74		19.83	19.94	19.84		
15	36	0		19.85	19.91	19.80		
15	36	20		19.82	19.81	19.90		
15	36	39		19.73	19.92	19.79		
15	75	0		19.76	19.80	19.76		
Limit	EIRP < 2W			Result			Pass	



LTE Band 7 Maximum Average Power [dBm] (GT - LC = -0.9 dB)								
BW [MHz]	RB Size	RB Offset	Mod	Lowest	Middle	Highest	EIRP (dBm)	EIRP (W)
10	1	0	QPSK	24.74	24.85	24.80	23.95	0.2483
10	1	25		24.61	24.72	24.75		
10	1	49		24.71	24.72	24.67		
10	25	0		23.80	23.82	23.82		
10	25	12		23.80	23.81	23.84		
10	25	25		23.82	23.82	23.85		
10	50	0		23.79	23.81	23.86		
10	1	0	16-QAM	24.01	24.13	24.16	23.26	0.2118
10	1	25		24.02	23.83	23.89		
10	1	49		24.08	24.10	23.99		
10	25	0		22.74	22.84	22.83		
10	25	12		22.76	22.88	22.85		
10	25	25		22.81	22.88	22.87		
10	50	0		22.79	22.87	22.85		
10	1	0	64-QAM	22.98	23.02	23.07	22.19	0.1656
10	1	25		23.01	23.09	23.02		
10	1	49		23.06	23.02	22.95		
10	25	0		21.77	21.87	21.87		
10	25	12		21.79	21.89	21.88		
10	25	25		21.83	21.88	21.86		
10	50	0		21.83	21.90	21.87		
10	1	0	256-QAM	19.92	19.92	19.86	19.02	0.0798
10	1	25		19.74	19.74	19.75		
10	1	49		19.85	19.92	19.86		
10	25	0		19.85	19.88	19.89		
10	25	12		19.80	19.87	19.86		
10	25	25		19.80	19.87	19.77		
10	50	0		19.77	19.80	19.70		
Limit	EIRP < 2W			Result			Pass	



LTE Band 7 Maximum Average Power [dBm] (GT - LC = -0.9 dB)								
BW [MHz]	RB Size	RB Offset	Mod	Lowest	Middle	Highest	EIRP (dBm)	EIRP (W)
5	1	0	QPSK	24.75	24.84	24.84	23.95	0.2483
5	1	12		24.78	24.85	24.80		
5	1	24		24.78	24.83	24.80		
5	12	0		23.73	23.78	23.79		
5	12	7		23.72	23.82	23.79		
5	12	13		23.72	23.81	23.79		
5	25	0		23.78	23.79	23.84		
5	1	0	16-QAM	24.00	24.14	24.10	23.24	0.2109
5	1	12		23.90	24.07	23.94		
5	1	24		23.94	24.12	24.01		
5	12	0		22.78	22.83	22.80		
5	12	7		22.79	22.88	22.78		
5	12	13		22.80	22.84	22.75		
5	25	0		22.78	22.88	22.85		
5	1	0	64-QAM	22.90	23.07	23.03	22.17	0.1648
5	1	12		22.91	22.99	23.06		
5	1	24		22.94	23.00	23.01		
5	12	0		21.78	21.88	21.83		
5	12	7		21.79	21.90	21.81		
5	12	13		21.83	21.92	21.83		
5	25	0		21.81	21.89	21.89		
5	1	0	256-QAM	19.89	19.97	19.83	19.07	0.0807
5	1	12		19.76	19.72	19.72		
5	1	24		19.85	19.92	19.85		
5	12	0		19.81	19.88	19.85		
5	12	7		19.79	19.87	19.88		
5	12	13		19.74	19.92	19.79		
5	25	0		19.76	19.79	19.74		
Limit	EIRP < 2W			Result			Pass	





LTE Band 12 Maximum Average Power [dBm] (GT - LC = -6 dB)								
BW [MHz]	RB Size	RB Offset	Mod	Lowest	Middle	Highest	ERP (dBm)	ERP (W)
10	1	0	QPSK	24.33	24.34	24.32	16.19	0.0416
10	1	25		24.08	24.14	24.15		
10	1	49		24.27	24.32	24.32		
10	25	0		23.33	23.34	23.33		
10	25	12		23.31	23.31	23.28		
10	25	25		23.30	23.23	23.31		
10	50	0		23.29	23.31	23.34		
10	1	0	16-QAM	23.63	23.59	23.68	15.53	0.0357
10	1	25		23.53	23.61	23.64		
10	1	49		22.81	23.65	23.56		
10	25	0		22.32	22.37	22.38		
10	25	12		22.33	22.33	22.37		
10	25	25		22.32	22.36	22.38		
10	50	0		22.27	22.30	22.35		
10	1	0	64-QAM	22.60	22.58	22.56	14.51	0.0282
10	1	25		22.54	22.63	22.27		
10	1	49		22.58	22.66	22.56		
10	25	0		21.42	21.33	21.34		
10	25	12		21.32	21.34	21.34		
10	25	25		21.34	21.33	21.36		
10	50	0		21.31	21.42	21.37		
10	1	0	256-QAM	19.51	19.53	19.53	11.38	0.0137
10	1	25		19.27	19.29	19.23		
10	1	49		19.31	19.33	19.31		
10	25	0		19.45	19.49	19.40		
10	25	12		19.23	19.31	19.31		
10	25	25		19.31	19.38	19.35		
10	50	0		19.32	19.37	19.34		
Limit	ERP < 3W			Result			Pass	



LTE Band 12 Maximum Average Power [dBm] (GT - LC = -6 dB)								
BW [MHz]	RB Size	RB Offset	Mod	Lowest	Middle	Highest	ERP (dBm)	ERP (W)
5	1	0	QPSK	24.33	24.32	24.32	16.18	0.0415
5	1	12		24.24	24.22	24.28		
5	1	24		24.30	24.33	24.32		
5	12	0		23.32	23.33	23.37		
5	12	7		23.31	23.11	23.39		
5	12	13		23.31	23.36	23.38		
5	25	0		23.27	23.30	23.31		
5	1	0	16-QAM	23.71	23.66	23.74	15.59	0.0362
5	1	12		23.49	23.55	23.52		
5	1	24		23.65	23.68	23.62		
5	12	0		22.43	22.38	22.47		
5	12	7		22.42	22.42	22.47		
5	12	13		22.40	22.42	22.43		
5	25	0		22.34	22.37	22.36		
5	1	0	64-QAM	22.58	22.55	22.64	14.50	0.0282
5	1	12		22.49	22.58	22.63		
5	1	24		22.60	22.65	22.58		
5	12	0		21.39	21.37	21.46		
5	12	7		21.42	21.44	21.47		
5	12	13		21.40	21.44	21.41		
5	25	0		21.29	21.31	21.38		
5	1	0	256-QAM	19.50	19.53	19.51	11.38	0.0137
5	1	12		19.22	19.29	19.15		
5	1	24		19.25	19.23	19.21		
5	12	0		19.45	19.45	19.36		
5	12	7		19.23	19.26	19.29		
5	12	13		19.22	19.34	19.25		
5	25	0		19.29	19.29	19.25		
Limit	ERP < 3W			Result			Pass	



LTE Band 12 Maximum Average Power [dBm] (GT - LC = -6 dB)								
BW [MHz]	RB Size	RB Offset	Mod	Lowest	Middle	Highest	ERP (dBm)	ERP (W)
3	1	0	QPSK	24.30	24.30	24.21	16.15	0.0412
3	1	8		24.19	24.19	24.22		
3	1	14		24.26	24.26	24.24		
3	8	0		23.30	23.25	23.31		
3	8	4		23.30	23.31	23.35		
3	8	7		23.16	23.33	23.35		
3	15	0		23.34	23.31	23.34		
3	1	0	16-QAM	23.69	23.40	23.81	15.66	0.0368
3	1	8		23.52	23.67	23.60		
3	1	14		23.69	23.72	23.65		
3	8	0		22.38	22.35	22.38		
3	8	4		22.42	22.40	22.43		
3	8	7		22.40	22.43	22.41		
3	15	0		22.38	22.37	22.36		
3	1	0	64-QAM	22.52	22.48	22.51	14.41	0.0276
3	1	8		22.53	22.42	22.47		
3	1	14		22.48	22.56	22.55		
3	8	0		21.38	21.41	21.40		
3	8	4		21.22	21.42	21.44		
3	8	7		21.39	21.32	21.46		
3	15	0		21.41	21.19	21.47		
3	1	0	256-QAM	19.44	19.53	19.51	11.38	0.0137
3	1	8		19.22	19.24	19.22		
3	1	14		19.29	19.25	19.28		
3	8	0		19.40	19.43	19.37		
3	8	4		19.19	19.28	19.27		
3	8	7		19.21	19.38	19.28		
3	15	0		19.22	19.33	19.29		
Limit	ERP < 3W			Result			Pass	



LTE Band 12 Maximum Average Power [dBm] (GT - LC = -6 dB)								
BW [MHz]	RB Size	RB Offset	Mod	Lowest	Middle	Highest	ERP (dBm)	ERP (W)
1.4	1	0	QPSK	24.30	24.28	24.29	16.17	0.0414
1.4	1	3		24.22	24.21	24.17		
1.4	1	5		24.30	24.29	24.25		
1.4	3	0		24.19	24.21	24.22		
1.4	3	1		24.24	24.28	24.26		
1.4	3	3		24.31	24.32	24.31		
1.4	6	0		23.28	23.28	23.35		
1.4	1	0	16-QAM	23.56	23.41	23.55	15.50	0.0355
1.4	1	3		23.42	23.30	23.49		
1.4	1	5		23.58	23.65	23.24		
1.4	3	0		23.39	23.40	23.39		
1.4	3	1		23.34	23.38	23.31		
1.4	3	3		23.41	23.38	23.34		
1.4	6	0		22.31	22.34	22.33		
1.4	1	0	64-QAM	22.40	22.36	22.50	14.35	0.0272
1.4	1	3		22.42	22.27	22.42		
1.4	1	5		22.40	22.41	22.41		
1.4	3	0		22.42	22.39	22.38		
1.4	3	1		22.05	22.44	22.43		
1.4	3	3		22.47	22.46	22.42		
1.4	6	0		21.28	21.17	21.34		
1.4	1	0	256-QAM	19.51	19.51	19.45	11.36	0.0137
1.4	1	3		19.19	19.23	19.15		
1.4	1	5		19.26	19.32	19.30		
1.4	3	0		19.42	19.48	19.35		
1.4	3	1		19.22	19.26	19.24		
1.4	3	3		19.22	19.31	19.33		
1.4	6	0		19.23	19.33	19.28		
Limit	ERP < 3W			Result			Pass	



LTE Band 13 Maximum Average Power [dBm] (GT - LC = -5.1 dB)								
BW [MHz]	RB Size	RB Offset	Mod	Lowest	Middle	Highest	ERP (dBm)	ERP (W)
10	1	0	QPSK		24.33		17.08	0.0511
10	1	25			24.11			
10	1	49			24.27			
10	25	0			23.41			
10	25	12			23.40			
10	25	25			23.35			
10	50	0			23.42			
10	1	0	16-QAM		23.61		16.41	0.0438
10	1	25			23.60			
10	1	49			23.66			
10	25	0			22.46			
10	25	12			22.44			
10	25	25			22.42			
10	50	0			22.39			
10	1	0	64-QAM		22.59		15.35	0.0343
10	1	25			22.60			
10	1	49			22.59			
10	25	0			21.45			
10	25	12			21.42			
10	25	25			21.41			
10	50	0			21.43			
10	1	0	256-QAM		19.40		12.21	0.0166
10	1	25			19.30			
10	1	49			19.28			
10	25	0			19.46			
10	25	12			19.39			
10	25	25			19.26			
10	50	0			19.41			
Limit	ERP < 3W			Result			Pass	



LTE Band 13 Maximum Average Power [dBm] (GT - LC = -5.1 dB)								
BW [MHz]	RB Size	RB Offset	Mod	Lowest	Middle	Highest	ERP (dBm)	ERP (W)
5	1	0	QPSK	24.30	24.30	24.32	17.07	0.0509
5	1	12		24.28	24.32	24.32		
5	1	24		24.32	24.31	24.29		
5	12	0		23.37	23.44	23.46		
5	12	7		23.36	23.44	22.94		
5	12	13		23.39	23.42	23.20		
5	25	0		23.39	23.38	23.25		
5	1	0	16-QAM	23.65	23.74	23.79	16.54	0.0451
5	1	12		23.52	23.64	23.56		
5	1	24		23.66	23.67	23.67		
5	12	0		23.20	22.51	22.52		
5	12	7		22.06	22.54	22.52		
5	12	13		22.50	22.41	22.46		
5	25	0		22.42	22.40	22.41		
5	1	0	64-QAM	22.56	22.64	22.79	15.54	0.0358
5	1	12		22.50	22.54	22.66		
5	1	24		22.76	22.63	22.60		
5	12	0		21.41	21.50	21.49		
5	12	7		21.43	21.58	21.47		
5	12	13		21.50	21.49	21.49		
5	25	0		21.44	21.37	21.43		
5	1	0	256-QAM	19.32	19.33	19.38	12.20	0.0166
5	1	12		19.29	19.26	19.22		
5	1	24		19.25	19.22	19.20		
5	12	0		19.45	19.36	19.45		
5	12	7		19.30	19.33	19.29		
5	12	13		19.16	19.26	19.24		
5	25	0		19.31	19.34	19.31		
Limit	ERP < 3W			Result			Pass	



LTE Band 17 Maximum Average Power [dBm] (GT - LC = -6 dB)								
BW [MHz]	RB Size	RB Offset	Mod	Lowest	Middle	Highest	ERP (dBm)	ERP (W)
10	1	0	QPSK	24.32	24.35	24.34	16.20	0.0417
10	1	25		24.05	24.09	24.03		
10	1	49		24.31	24.30	24.31		
10	25	0		23.34	23.35	23.34		
10	25	12		23.33	23.32	23.34		
10	25	25		23.33	23.33	23.34		
10	50	0		23.31	23.33	23.24		
10	1	0	16-QAM	23.59	23.66	23.65	15.51	0.0356
10	1	25		23.57	23.66	23.59		
10	1	49		23.64	23.62	23.63		
10	25	0		22.37	22.39	22.39		
10	25	12		22.39	22.37	22.40		
10	25	25		22.37	22.38	22.37		
10	50	0		22.33	22.34	22.35		
10	1	0	64-QAM	22.55	22.59	22.64	14.52	0.0283
10	1	25		22.62	22.67	22.60		
10	1	49		22.66	22.64	22.57		
10	25	0		21.35	21.36	21.36		
10	25	12		21.35	21.35	21.37		
10	25	25		21.38	21.37	21.37		
10	50	0		21.35	21.36	21.37		
10	1	0	256-QAM	19.46	19.52	19.42	11.37	0.0137
10	1	25		19.29	19.30	19.22		
10	1	49		19.16	19.23	19.17		
10	25	0		19.36	19.45	19.41		
10	25	12		19.28	19.35	19.28		
10	25	25		19.29	19.36	19.35		
10	50	0		19.27	19.37	19.31		
Limit	ERP < 3W			Result			Pass	



LTE Band 17 Maximum Average Power [dBm] (GT - LC = -6 dB)								
BW [MHz]	RB Size	RB Offset	Mod	Lowest	Middle	Highest	ERP (dBm)	ERP (W)
5	1	0	QPSK	24.32	24.29	24.31	16.19	0.0416
5	1	12		24.24	24.25	24.28		
5	1	24		24.34	24.30	24.30		
5	12	0		23.32	23.38	23.35		
5	12	7		23.35	23.40	23.38		
5	12	13		23.34	23.36	23.37		
5	25	0		23.34	23.31	23.34		
5	1	0	16-QAM	23.70	23.69	23.76	15.66	0.0368
5	1	12		23.56	23.58	23.57		
5	1	24		23.81	23.72	23.65		
5	12	0		22.40	22.42	22.45		
5	12	7		22.41	22.46	22.49		
5	12	13		22.39	22.45	22.43		
5	25	0		22.31	22.40	22.39		
5	1	0	64-QAM	22.43	22.55	22.64	14.51	0.0282
5	1	12		22.35	22.52	22.64		
5	1	24		22.53	22.66	22.60		
5	12	0		21.42	21.46	21.47		
5	12	7		21.42	21.46	21.48		
5	12	13		21.44	21.48	21.46		
5	25	0		21.32	21.31	21.36		
5	1	0	256-QAM	19.39	19.48	19.32	11.33	0.0136
5	1	12		19.23	19.23	19.20		
5	1	24		19.07	19.15	19.11		
5	12	0		19.32	19.41	19.31		
5	12	7		19.21	19.25	19.24		
5	12	13		19.20	19.27	19.31		
5	25	0		19.18	19.36	19.21		
Limit	ERP < 3W			Result			Pass	





LTE Band 26 (Part22H) Maximum Average Power [dBm] (GT - LC = -5.3 dB)								
BW [MHz]	RB Size	RB Offset	Mod	Lowest	Middle	Highest	ERP (dBm)	ERP (W)
15	1	0	QPSK	24.49	24.33	24.42	17.04	0.0506
15	1	37		24.35	24.45	24.28		
15	1	74		24.29	24.17	24.12		
15	36	0		23.41	23.17	23.34		
15	36	20		23.37	23.21	23.29		
15	36	39		23.33	23.46	23.25		
15	75	0		23.35	23.19	23.27		
15	1	0	16-QAM	23.74	23.79	23.79	16.43	0.0440
15	1	37		23.74	23.88	23.62		
15	1	74		23.76	23.53	23.52		
15	36	0		22.40	22.62	22.36		
15	36	20		22.39	22.30	22.31		
15	36	39		22.37	22.56	22.26		
15	75	0		22.39	22.27	22.31		
15	1	0	64-QAM	22.67	22.59	22.73	15.31	0.0340
15	1	37		22.60	22.76	22.52		
15	1	74		22.53	22.57	22.36		
15	36	0		21.45	21.52	21.41		
15	36	20		21.46	21.60	21.34		
15	36	39		21.43	21.58	21.31		
15	75	0		21.38	21.29	21.28		
15	1	0	256-QAM	19.48	19.44	19.48	12.12	0.0163
15	1	37		19.27	19.38	19.25		
15	1	74		19.20	19.18	19.17		
15	36	0		19.57	19.54	19.53		
15	36	20		19.23	19.20	19.18		
15	36	39		19.26	19.27	19.26		
15	75	0		19.50	19.53	19.46		
Limit	ERP < 7W			Result			Pass	



LTE Band 26 (Part22H) Maximum Average Power [dBm] (GT - LC = -5.3 dB)								
BW [MHz]	RB Size	RB Offset	Mod	Lowest	Middle	Highest	ERP (dBm)	ERP (W)
10	1	0	QPSK	24.42	24.37	24.33	16.98	0.0499
10	1	25		24.33	24.21	24.14		
10	1	49		24.43	24.22	24.07		
10	25	0		23.43	23.41	23.32		
10	25	12		23.45	23.45	23.32		
10	25	25		23.48	23.34	23.27		
10	50	0		23.43	23.39	23.31		
10	1	0	16-QAM	23.54	23.71	23.64	16.26	0.0423
10	1	25		23.49	23.62	23.50		
10	1	49		23.65	23.27	23.43		
10	25	0		22.61	22.43	22.37		
10	25	12		22.45	22.46	22.35		
10	25	25		22.52	22.50	22.29		
10	50	0		22.39	22.48	22.28		
10	1	0	64-QAM	22.66	22.66	22.63	15.34	0.0342
10	1	25		22.62	22.53	22.39		
10	1	49		22.79	22.59	22.33		
10	25	0		21.47	21.43	21.30		
10	25	12		21.38	21.27	21.28		
10	25	25		21.35	21.43	21.28		
10	50	0		20.67	21.34	21.33		
10	1	0	256-QAM	19.47	19.54	19.46	12.14	0.0164
10	1	25		19.12	19.14	19.22		
10	1	49		19.20	19.21	19.15		
10	25	0		19.52	19.59	19.47		
10	25	12		19.17	19.16	19.11		
10	25	25		19.19	19.17	19.21		
10	50	0		19.36	19.41	19.39		
Limit	ERP < 7W			Result			Pass	



LTE Band 26 (Part22H) Maximum Average Power [dBm] (GT - LC = -5.3 dB)								
BW [MHz]	RB Size	RB Offset	Mod	Lowest	Middle	Highest	ERP (dBm)	ERP (W)
5	1	0	QPSK	24.51	24.42	24.10	17.06	0.0508
5	1	12		24.42	24.20	24.06		
5	1	24		24.43	24.38	24.14		
5	12	0		23.52	23.38	23.32		
5	12	7		23.18	23.48	23.31		
5	12	13		23.56	23.43	23.29		
5	25	0		23.37	23.42	23.25		
5	1	0	16-QAM	23.80	23.81	23.59	16.36	0.0433
5	1	12		23.47	23.49	23.35		
5	1	24		23.11	23.00	23.43		
5	12	0		22.55	22.39	22.38		
5	12	7		22.65	22.44	22.37		
5	12	13		22.54	22.44	22.37		
5	25	0		22.55	22.45	22.29		
5	1	0	64-QAM	22.61	22.70	22.20	15.29	0.0338
5	1	12		22.62	22.67	22.49		
5	1	24		22.74	22.59	22.52		
5	12	0		21.46	21.39	21.37		
5	12	7		21.52	21.52	21.39		
5	12	13		21.50	21.46	21.33		
5	25	0		21.55	21.49	21.27		
5	1	0	256-QAM	19.30	19.47	19.48	12.10	0.0162
5	1	12		19.14	19.27	19.22		
5	1	24		19.19	19.15	19.09		
5	12	0		19.50	19.55	19.52		
5	12	7		19.09	19.13	19.17		
5	12	13		19.19	19.18	19.16		
5	25	0		19.28	19.42	19.44		
Limit	ERP < 7W			Result			Pass	



LTE Band 26 (Part22H) Maximum Average Power [dBm] (GT - LC = -5.3 dB)								
BW [MHz]	RB Size	RB Offset	Mod	Lowest	Middle	Highest	ERP (dBm)	ERP (W)
3	1	0	QPSK	24.53	24.51	24.28	17.08	0.0511
3	1	8		24.22	24.14	24.09		
3	1	14		24.42	24.26	24.15		
3	8	0		23.50	23.45	23.24		
3	8	4		23.51	23.37	23.25		
3	8	7		23.48	23.48	23.27		
3	15	0		23.34	23.28	23.25		
3	1	0	16-QAM	23.86	23.70	23.62	16.41	0.0438
3	1	8		23.56	23.53	23.48		
3	1	14		23.85	23.74	23.53		
3	8	0		22.46	22.31	22.24		
3	8	4		22.42	22.38	22.31		
3	8	7		22.40	22.35	22.29		
3	15	0		22.54	22.38	22.24		
3	1	0	64-QAM	22.47	22.55	22.42	15.10	0.0324
3	1	8		22.54	22.37	22.23		
3	1	14		22.54	22.55	22.31		
3	8	0		21.55	21.37	21.30		
3	8	4		21.44	21.38	21.25		
3	8	7		21.54	21.46	21.36		
3	15	0		21.60	21.34	21.31		
3	1	0	256-QAM	19.32	19.41	19.42	12.11	0.0163
3	1	8		19.10	19.19	19.24		
3	1	14		19.11	19.11	19.13		
3	8	0		19.36	19.56	19.50		
3	8	4		19.16	19.15	19.13		
3	8	7		19.03	19.16	19.22		
3	15	0		19.26	19.53	19.45		
Limit	ERP < 7W			Result			Pass	



LTE Band 26 (Part22H) Maximum Average Power [dBm] (GT - LC = -5.3 dB)								
BW [MHz]	RB Size	RB Offset	Mod	Lowest	Middle	Highest	ERP (dBm)	ERP (W)
1.4	1	0	QPSK	24.43	24.32	24.24	17.04	0.0506
1.4	1	3		24.39	24.33	24.10		
1.4	1	5		24.37	24.42	24.21		
1.4	3	0		24.34	24.24	24.13		
1.4	3	1		24.49	24.49	24.24		
1.4	3	3		24.47	24.36	24.22		
1.4	6	0		23.37	23.35	23.24		
1.4	1	0	16-QAM	23.83	23.68	23.42	16.40	0.0437
1.4	1	3		23.58	23.39	23.20		
1.4	1	5		23.85	23.64	23.41		
1.4	3	0		23.46	23.50	23.21		
1.4	3	1		23.50	23.48	23.31		
1.4	3	3		23.44	23.45	23.29		
1.4	6	0		22.60	22.56	22.29		
1.4	1	0	64-QAM	22.53	22.31	22.22	15.15	0.0327
1.4	1	3		22.46	22.50	22.18		
1.4	1	5		22.47	22.49	22.30		
1.4	3	0		22.34	22.32	22.22		
1.4	3	1		22.55	22.60	22.27		
1.4	3	3		22.47	22.55	22.29		
1.4	6	0		21.47	21.41	21.26		
1.4	1	0	256-QAM	19.48	19.36	19.38	12.07	0.0161
1.4	1	3		19.24	19.25	19.19		
1.4	1	5		19.16	19.21	19.14		
1.4	3	0		19.46	19.52	19.44		
1.4	3	1		19.27	19.15	19.17		
1.4	3	3		19.02	19.19	19.26		
1.4	6	0		19.41	19.41	19.41		
Limit	ERP < 7W			Result			Pass	



LTE Band 38 Maximum Average Power [dBm] (GT - LC = -0.7 dB)								
BW [MHz]	RB Size	RB Offset	Mod	Lowest	Middle	Highest	EIRP (dBm)	EIRP (W)
20	1	0	QPSK	24.78	24.80	24.77	24.10	0.2570
20	1	49		24.65	24.66	24.65		
20	1	99		24.73	24.72	24.70		
20	50	0		23.74	23.75	23.72		
20	50	24		23.73	23.72	23.70		
20	50	50		23.72	23.71	23.70		
20	100	0		23.74	23.72	23.69		
20	1	0	16-QAM	23.95	23.93	23.86	23.25	0.2113
20	1	49		23.80	23.79	23.78		
20	1	99		23.88	23.82	23.80		
20	50	0		22.74	22.73	22.78		
20	50	24		22.75	22.71	22.79		
20	50	50		22.74	22.71	22.78		
20	100	0		22.75	22.73	22.73		
20	1	0	64-QAM	22.70	22.65	22.49	22.00	0.1585
20	1	49		22.53	22.53	22.40		
20	1	99		22.57	22.57	22.47		
20	50	0		21.75	21.72	21.75		
20	50	24		21.73	21.72	21.75		
20	50	50		21.73	21.73	21.72		
20	100	0		21.72	21.73	21.70		
20	1	0	256-QAM	19.64	19.65	19.59	19.20	0.0832
20	1	49		19.32	19.37	19.37		
20	1	99		19.31	19.40	19.36		
20	50	0		19.81	19.90	19.84		
20	50	24		19.76	19.84	19.78		
20	50	50		19.78	19.79	19.78		
20	100	0		19.70	19.80	19.80		
Limit	EIRP < 2W			Result			Pass	



LTE Band 38 Maximum Average Power [dBm] (GT - LC = -0.7 dB)								
BW [MHz]	RB Size	RB Offset	Mod	Lowest	Middle	Highest	EIRP (dBm)	EIRP (W)
15	1	0	QPSK	24.79	24.74	24.73	24.09	0.2564
15	1	37		24.79	24.66	24.76		
15	1	74		24.74	24.70	24.69		
15	36	0		23.78	23.71	23.73		
15	36	20		23.73	23.69	23.71		
15	36	39		23.72	23.70	23.74		
15	75	0		23.74	23.72	23.72		
15	1	0	16-QAM	23.73	23.97	23.76	23.27	0.2123
15	1	37		23.65	23.81	23.57		
15	1	74		23.70	23.87	23.77		
15	36	0		22.70	22.66	22.68		
15	36	20		22.69	22.64	22.68		
15	36	39		22.68	22.63	22.66		
15	75	0		22.75	22.70	22.68		
15	1	0	64-QAM	22.58	22.64	22.58	22.11	0.1626
15	1	37		22.65	22.81	22.69		
15	1	74		22.55	22.62	22.51		
15	36	0		21.73	21.73	21.74		
15	36	20		21.70	21.68	21.72		
15	36	39		21.71	21.70	21.73		
15	75	0		21.76	21.70	21.72		
15	1	0	256-QAM	19.58	19.60	19.53	19.18	0.0828
15	1	37		19.22	19.28	19.27		
15	1	74		19.22	19.33	19.29		
15	36	0		19.73	19.88	19.76		
15	36	20		19.73	19.84	19.78		
15	36	39		19.78	19.75	19.72		
15	75	0		19.67	19.70	19.70		
Limit	EIRP < 2W			Result			Pass	



LTE Band 38 Maximum Average Power [dBm] (GT - LC = -0.7 dB)								
BW [MHz]	RB Size	RB Offset	Mod	Lowest	Middle	Highest	EIRP (dBm)	EIRP (W)
10	1	0	QPSK	24.72	24.73	24.73	24.05	0.2541
10	1	25		24.73	24.75	24.71		
10	1	49		24.73	24.69	24.68		
10	25	0		23.75	23.71	23.72		
10	25	12		23.76	23.70	23.72		
10	25	25		23.73	23.70	23.72		
10	50	0		23.76	23.71	23.72		
10	1	0	16-QAM	23.91	23.78	23.83	23.21	0.2094
10	1	25		23.87	23.45	23.59		
10	1	49		23.91	23.71	23.77		
10	25	0		22.78	22.75	22.72		
10	25	12		22.77	22.73	22.75		
10	25	25		22.77	22.76	22.74		
10	50	0		22.83	22.69	22.79		
10	1	0	64-QAM	22.41	22.40	22.42	21.72	0.1486
10	1	25		22.38	22.36	22.38		
10	1	49		22.40	22.39	22.40		
10	25	0		21.76	21.70	21.74		
10	25	12		21.76	21.73	21.74		
10	25	25		21.75	21.70	21.73		
10	50	0		21.76	21.68	21.76		
10	1	0	256-QAM	19.58	19.63	19.55	19.17	0.0826
10	1	25		19.29	19.31	19.30		
10	1	49		19.27	19.34	19.26		
10	25	0		19.78	19.87	19.78		
10	25	12		19.75	19.83	19.69		
10	25	25		19.71	19.70	19.69		
10	50	0		19.65	19.76	19.76		
Limit	EIRP < 2W			Result			Pass	





LTE Band 38 Maximum Average Power [dBm] (GT - LC = -0.7 dB)								
BW [MHz]	RB Size	RB Offset	Mod	Lowest	Middle	Highest	EIRP (dBm)	EIRP (W)
5	1	0	QPSK	24.74	24.75	24.77	24.09	0.2564
5	1	12		24.77	24.79	24.79		
5	1	24		24.72	24.71	24.72		
5	12	0		23.74	23.70	23.76		
5	12	7		23.73	23.70	23.75		
5	12	13		23.73	23.70	23.74		
5	25	0		23.72	23.70	23.76		
5	1	0	16-QAM	23.88	23.75	23.85	23.18	0.2080
5	1	12		23.88	23.85	23.77		
5	1	24		23.88	23.81	23.76		
5	12	0		22.68	22.66	22.74		
5	12	7		22.69	22.65	22.73		
5	12	13		22.68	22.66	22.72		
5	25	0		22.78	22.71	22.76		
5	1	0	64-QAM	22.56	22.53	22.48	22.01	0.1589
5	1	12		22.71	22.63	22.57		
5	1	24		22.56	22.50	22.52		
5	12	0		21.74	21.69	21.72		
5	12	7		21.73	21.66	21.74		
5	12	13		21.75	21.64	21.72		
5	25	0		21.73	21.70	21.74		
5	1	0	256-QAM	19.55	19.57	19.57	19.13	0.0818
5	1	12		19.32	19.31	19.32		
5	1	24		19.25	19.38	19.31		
5	12	0		19.77	19.83	19.74		
5	12	7		19.67	19.80	19.78		
5	12	13		19.77	19.76	19.69		
5	25	0		19.64	19.74	19.77		
Limit	EIRP < 2W			Result			Pass	



LTE Band 41 Maximum Average Power [dBm] (GT - LC = -0.7 dB)								
BW [MHz]	RB Size	RB Offset	Mod	Lowest	Middle	Highest	EIRP (dBm)	EIRP (W)
20	1	0	QPSK	24.19	24.02	24.15	23.49	0.2234
20	1	49		24.06	23.85	23.99		
20	1	99		24.06	23.90	23.99		
20	50	0		22.14	21.96	22.11		
20	50	24		22.13	21.94	22.10		
20	50	50		22.12	21.94	22.08		
20	100	0		22.12	21.96	22.04		
20	1	0	16-QAM	23.19	23.10	23.26	22.56	0.1803
20	1	49		23.05	23.00	23.11		
20	1	99		23.11	22.98	23.07		
20	50	0		21.14	20.93	21.09		
20	50	24		21.13	20.93	21.06		
20	50	50		21.11	20.94	21.04		
20	100	0		21.16	21.00	21.08		
20	1	0	64-QAM	21.14	20.93	20.90	20.44	0.1107
20	1	49		20.93	20.78	20.75		
20	1	99		20.94	20.77	20.79		
20	50	0		19.10	18.95	19.07		
20	50	24		19.12	18.92	19.03		
20	50	50		19.06	18.90	18.99		
20	100	0		19.08	18.93	18.97		
20	1	0	256-QAM	18.88	18.87	18.96	18.26	0.0670
20	1	49		18.61	18.58	18.57		
20	1	99		18.65	18.61	18.65		
20	50	0		17.01	17.06	17.02		
20	50	24		17.04	17.06	17.02		
20	50	50		17.00	17.01	16.99		
20	100	0		16.96	16.97	16.95		
Limit	EIRP < 2W			Result			Pass	



LTE Band 41 Maximum Average Power [dBm] (GT - LC = -0.7 dB)								
BW [MHz]	RB Size	RB Offset	Mod	Lowest	Middle	Highest	EIRP (dBm)	EIRP (W)
15	1	0	QPSK	24.12	23.98	24.14	23.44	0.2208
15	1	37		24.06	23.84	23.89		
15	1	74		23.97	23.84	23.94		
15	36	0		22.12	21.86	22.03		
15	36	20		22.09	21.90	22.02		
15	36	39		22.05	21.85	21.99		
15	75	0		22.07	21.95	21.98		
15	1	0	16-QAM	23.09	23.00	23.20	22.50	0.1778
15	1	37		22.96	22.96	23.06		
15	1	74		23.06	22.88	23.00		
15	36	0		21.14	20.91	21.00		
15	36	20		21.10	20.83	21.02		
15	36	39		21.09	20.90	21.02		
15	75	0		21.06	20.96	20.99		
15	1	0	64-QAM	21.11	20.81	20.93	20.41	0.1099
15	1	37		20.95	20.75	20.89		
15	1	74		20.95	20.73	20.71		
15	36	0		19.09	18.90	19.03		
15	36	20		19.08	18.88	19.00		
15	36	39		19.05	18.86	19.00		
15	75	0		19.11	18.93	19.01		
15	1	0	256-QAM	18.83	18.79	18.88	18.18	0.0658
15	1	37		18.55	18.54	18.51		
15	1	74		18.64	18.54	18.63		
15	36	0		16.96	17.00	16.99		
15	36	20		16.94	16.96	16.99		
15	36	39		16.95	16.93	16.89		
15	75	0		16.88	16.95	16.93		
Limit	EIRP < 2W			Result			Pass	



LTE Band 41 Maximum Average Power [dBm] (GT - LC = -0.7 dB)								
BW [MHz]	RB Size	RB Offset	Mod	Lowest	Middle	Highest	EIRP (dBm)	EIRP (W)
10	1	0	QPSK	24.09	23.96	24.15	23.45	0.2213
10	1	25		24.01	23.83	23.94		
10	1	49		23.99	23.88	23.96		
10	25	0		22.09	21.95	22.02		
10	25	12		22.03	21.93	22.06		
10	25	25		22.11	21.86	22.04		
10	50	0		22.03	21.96	21.96		
10	1	0	16-QAM	23.14	23.07	23.21	22.51	0.1782
10	1	25		22.95	22.98	23.07		
10	1	49		23.01	22.91	23.03		
10	25	0		21.05	20.86	21.06		
10	25	12		21.10	20.86	21.04		
10	25	25		21.08	20.85	21.03		
10	50	0		21.16	20.90	21.03		
10	1	0	64-QAM	20.85	20.78	20.87	20.17	0.1040
10	1	25		20.84	20.69	20.83		
10	1	49		20.85	20.78	20.78		
10	25	0		19.10	18.92	19.00		
10	25	12		19.09	18.90	18.96		
10	25	25		19.08	18.92	18.98		
10	50	0		19.07	18.90	19.02		
10	1	0	256-QAM	18.85	18.82	18.92	18.22	0.0664
10	1	25		18.55	18.49	18.57		
10	1	49		18.63	18.59	18.61		
10	25	0		16.97	17.00	16.96		
10	25	12		17.00	17.03	16.93		
10	25	25		16.98	16.96	16.91		
10	50	0		16.92	16.87	16.86		
Limit	EIRP < 2W			Result			Pass	



LTE Band 41 Maximum Average Power [dBm] (GT - LC = -0.7 dB)								
BW [MHz]	RB Size	RB Offset	Mod	Lowest	Middle	Highest	EIRP (dBm)	EIRP (W)
5	1	0	QPSK	24.19	23.92	24.09	23.49	0.2234
5	1	12		23.99	23.85	23.96		
5	1	24		24.05	23.81	23.99		
5	12	0		22.13	21.92	22.06		
5	12	7		22.08	21.93	22.04		
5	12	13		22.05	21.90	22.01		
5	25	0		22.04	21.92	22.03		
5	1	0	16-QAM	23.16	23.08	23.17	22.47	0.1766
5	1	12		22.97	22.93	23.02		
5	1	24		23.08	22.95	23.07		
5	12	0		21.04	20.92	21.07		
5	12	7		21.04	20.89	21.06		
5	12	13		21.02	20.91	20.96		
5	25	0		21.12	20.99	20.99		
5	1	0	64-QAM	20.92	20.70	20.76	20.22	0.1052
5	1	12		20.82	20.72	20.66		
5	1	24		20.90	20.64	20.68		
5	12	0		19.02	18.84	18.97		
5	12	7		19.02	18.86	18.95		
5	12	13		19.01	18.83	18.96		
5	25	0		19.03	18.87	18.96		
5	1	0	256-QAM	18.79	18.87	18.89	18.19	0.0659
5	1	12		18.51	18.55	18.55		
5	1	24		18.62	18.59	18.62		
5	12	0		17.01	17.01	17.02		
5	12	7		16.96	17.03	16.93		
5	12	13		16.99	16.99	16.98		
5	25	0		16.96	16.93	16.90		
Limit	EIRP < 2W			Result			Pass	



LTE Band 41(HPUE) Maximum Average Power [dBm] (GT - LC = -0.7 dB)								
BW [MHz]	RB Size	RB Offset	Mod	Lowest	Middle	Highest	EIRP (dBm)	EIRP (W)
20	1	0	QPSK	25.79	25.75	25.68	25.09	0.3228
20	1	49		25.67	25.49	25.57		
20	1	99		25.69	25.53	25.57		
20	50	0		23.83	23.61	23.70		
20	50	24		23.82	23.60	23.69		
20	50	50		23.78	23.60	23.65		
20	100	0		23.80	23.59	23.69		
20	1	0	16-QAM	25.39	25.02	25.27	24.69	0.2944
20	1	49		25.09	24.84	25.11		
20	1	99		25.07	24.85	25.11		
20	50	0		22.85	22.64	22.74		
20	50	24		22.83	22.64	22.69		
20	50	50		22.79	22.64	22.68		
20	100	0		22.82	22.64	22.73		
20	1	0	64-QAM	23.08	22.95	22.86	22.38	0.1730
20	1	49		23.00	22.98	22.74		
20	1	99		22.80	22.97	22.71		
20	50	0		20.86	20.70	20.74		
20	50	24		20.87	20.65	20.71		
20	50	50		20.84	20.65	20.69		
20	100	0		20.82	20.69	20.72		
20	1	0	256-QAM	20.41	20.42	20.47	19.77	0.0948
20	1	49		20.23	20.26	20.31		
20	1	99		20.37	20.29	20.27		
20	50	0		18.75	18.65	18.71		
20	50	24		18.70	18.76	18.70		
20	50	50		18.70	18.71	18.73		
20	100	0		18.67	18.61	18.62		
Limit	EIRP < 2W			Result			Pass	



LTE Band 41(HPUE) Maximum Average Power [dBm] (GT - LC = -0.7 dB)								
BW [MHz]	RB Size	RB Offset	Mod	Lowest	Middle	Highest	EIRP (dBm)	EIRP (W)
15	1	0	QPSK	25.77	25.71	25.63	25.07	0.3214
15	1	37		25.58	25.49	25.49		
15	1	74		25.65	25.50	25.51		
15	36	0		23.83	23.59	23.65		
15	36	20		23.81	23.53	23.63		
15	36	39		23.78	23.55	23.60		
15	75	0		23.72	23.50	23.69		
15	1	0	16-QAM	25.36	24.96	25.26	24.66	0.2924
15	1	37		25.08	24.82	25.04		
15	1	74		25.03	24.80	25.09		
15	36	0		22.84	22.59	22.67		
15	36	20		22.81	22.59	22.59		
15	36	39		22.72	22.58	22.64		
15	75	0		22.75	22.54	22.65		
15	1	0	64-QAM	22.95	22.78	22.82	22.41	0.1742
15	1	37		22.73	22.58	22.62		
15	1	74		22.83	22.74	23.11		
15	36	0		20.85	20.63	20.73		
15	36	20		20.82	20.59	20.75		
15	36	39		20.85	20.66	20.75		
15	75	0		20.86	20.66	20.77		
15	1	0	256-QAM	20.34	20.34	20.44	19.74	0.0942
15	1	37		20.15	20.24	20.25		
15	1	74		20.31	20.29	20.18		
15	36	0		18.69	18.62	18.71		
15	36	20		18.67	18.66	18.63		
15	36	39		18.68	18.70	18.70		
15	75	0		18.63	18.56	18.61		
Limit	EIRP < 2W			Result			Pass	



LTE Band 41(HPUE) Maximum Average Power [dBm] (GT - LC = -0.7 dB)								
BW [MHz]	RB Size	RB Offset	Mod	Lowest	Middle	Highest	EIRP (dBm)	EIRP (W)
10	1	0	QPSK	25.77	25.74	25.64	25.07	0.3214
10	1	25		25.60	25.49	25.54		
10	1	49		25.63	25.43	25.54		
10	25	0		23.83	23.52	23.62		
10	25	12		23.75	23.54	23.60		
10	25	25		23.70	23.53	23.57		
10	50	0		23.80	23.51	23.60		
10	1	0	16-QAM	25.29	24.99	25.23	24.59	0.2877
10	1	25		25.05	24.80	25.11		
10	1	49		25.00	24.83	25.03		
10	25	0		22.77	22.61	22.71		
10	25	12		22.73	22.54	22.68		
10	25	25		22.72	22.63	22.63		
10	50	0		22.81	22.64	22.66		
10	1	0	64-QAM	23.14	22.83	23.05	22.54	0.1795
10	1	25		23.24	22.75	23.14		
10	1	49		23.02	22.76	22.94		
10	25	0		20.83	20.72	20.77		
10	25	12		20.84	20.69	20.72		
10	25	25		20.85	20.71	21.04		
10	50	0		20.82	20.62	20.71		
10	1	0	256-QAM	20.34	20.37	20.42	19.72	0.0938
10	1	25		20.15	20.24	20.28		
10	1	49		20.28	20.20	20.21		
10	25	0		18.66	18.62	18.69		
10	25	12		18.68	18.75	18.67		
10	25	25		18.68	18.67	18.64		
10	50	0		18.58	18.58	18.55		
Limit	EIRP < 2W			Result			Pass	





LTE Band 41(HPUE) Maximum Average Power [dBm] (GT - LC = -0.7 dB)								
BW [MHz]	RB Size	RB Offset	Mod	Lowest	Middle	Highest	EIRP (dBm)	EIRP (W)
5	1	0	QPSK	25.75	25.66	25.67	25.05	0.3199
5	1	12		25.57	25.49	25.57		
5	1	24		25.68	25.50	25.52		
5	12	0		23.79	23.57	23.70		
5	12	7		23.74	23.57	23.67		
5	12	13		23.77	23.56	23.58		
5	25	0		23.78	23.55	23.63		
5	1	0	16-QAM	25.30	24.94	25.18	24.60	0.2884
5	1	12		24.99	24.80	25.08		
5	1	24		25.05	24.79	25.02		
5	12	0		22.85	22.58	22.65		
5	12	7		22.74	22.62	22.68		
5	12	13		22.79	22.61	22.65		
5	25	0		22.77	22.59	22.63		
5	1	0	64-QAM	22.79	22.65	22.86	22.16	0.1644
5	1	12		22.77	22.55	22.66		
5	1	24		22.76	22.65	22.68		
5	12	0		20.77	20.59	20.69		
5	12	7		20.79	20.61	20.68		
5	12	13		20.76	20.64	20.65		
5	25	0		20.82	20.66	20.76		
5	1	0	256-QAM	20.35	20.36	20.43	19.73	0.0940
5	1	12		20.21	20.17	20.22		
5	1	24		20.30	20.21	20.24		
5	12	0		18.65	18.62	18.61		
5	12	7		18.66	18.74	18.63		
5	12	13		18.65	18.67	18.65		
5	25	0		18.58	18.54	18.62		
Limit	EIRP < 2W			Result			Pass	



LTE Band 30 Maximum Average Power [dBm] (GT - LC = -1.5 dB)								
BW [MHz]	RB Size	RB Offset	Mod	Lowest	Middle	Highest	EIRP (dBm)	EIRP (W)
10	1	0	QPSK		23.41		21.91	0.1552
10	1	25			23.31			
10	1	49			23.18			
10	25	0			21.47			
10	25	12			21.46			
10	25	25			21.44			
10	50	0			21.47			
10	1	0	16-QAM		22.83		21.33	0.1358
10	1	25			22.69			
10	1	49			22.59			
10	25	0			20.51			
10	25	12			20.50			
10	25	25			20.47			
10	50	0			20.47			
10	1	0	64-QAM		21.67		20.17	0.1040
10	1	25			21.63			
10	1	49			21.44			
10	25	0			19.52			
10	25	12			19.50			
10	25	25			19.49			
10	50	0			19.54			
10	1	0	256-QAM		18.86		17.45	0.0556
10	1	25			18.95			
10	1	49			18.79			
10	25	0			17.65			
10	25	12			17.63			
10	25	25			17.58			
10	50	0			17.59			
Limit	EIRP < 250mW/5MHz			Result			Pass	

Total EIRP power is less than partial EIRP limit 250 mW/5MHz.



LTE Band 30 Maximum Average Power [dBm] (GT - LC = -1.5 dB)								
BW [MHz]	RB Size	RB Offset	Mod	Lowest	Middle	Highest	EIRP (dBm)	EIRP (W)
5	1	0	QPSK	23.40	23.40	23.39	21.90	0.1549
5	1	12		23.40	23.40	23.40		
5	1	24		23.39	23.38	23.29		
5	12	0		21.52	21.47	21.44		
5	12	7		21.51	21.46	21.44		
5	12	13		21.53	21.47	21.40		
5	25	0		21.49	21.47	21.44		
5	1	0	16-QAM	22.78	22.84	22.74	21.34	0.1361
5	1	12		22.77	22.71	22.60		
5	1	24		22.71	22.63	22.60		
5	12	0		20.58	20.54	20.47		
5	12	7		20.58	20.51	20.45		
5	12	13		20.59	20.49	20.41		
5	25	0		20.56	20.51	20.47		
5	1	0	64-QAM	21.74	21.72	21.73	20.27	0.1064
5	1	12		21.71	21.64	21.70		
5	1	24		21.77	21.63	21.62		
5	12	0		19.61	19.55	19.51		
5	12	7		19.65	19.57	19.47		
5	12	13		19.62	19.53	19.45		
5	25	0		19.56	19.55	19.48		
5	1	0	256-QAM	18.86	18.76	18.82	17.40	0.0550
5	1	12		18.85	18.85	18.90		
5	1	24		18.71	18.70	18.78		
5	12	0		17.58	17.64	17.57		
5	12	7		17.54	17.61	17.55		
5	12	13		17.51	17.58	17.52		
5	25	0		17.52	17.58	17.56		
Limit	EIRP < 250mW/5MHz			Result			Pass	

Total EIRP power is less than partial EIRP limit 250 mW/5MHz.



LTE Band 66 Maximum Average Power [dBm] (GT - LC = -4.1 dB)								
BW [MHz]	RB Size	RB Offset	Mod	Lowest	Middle	Highest	EIRP (dBm)	EIRP (W)
20	1	0	QPSK	24.52	24.77	24.76	20.67	0.1167
20	1	49		24.40	24.45	24.38		
20	1	99		24.43	24.27	24.16		
20	50	0		23.57	23.70	23.63		
20	50	24		23.56	23.62	23.53		
20	50	50		23.56	23.50	23.39		
20	100	0		23.55	23.58	23.51		
20	1	0	16-QAM	23.88	24.05	24.05	19.95	0.0989
20	1	49		23.82	23.79	23.69		
20	1	99		23.79	23.66	23.55		
20	50	0		22.56	22.69	22.65		
20	50	24		22.62	22.63	22.56		
20	50	50		22.60	22.51	22.41		
20	100	0		22.57	22.60	22.55		
20	1	0	64-QAM	22.84	23.03	23.03	18.93	0.0782
20	1	49		22.86	22.90	22.77		
20	1	99		22.86	22.74	22.58		
20	50	0		21.63	21.74	21.71		
20	50	24		21.64	21.68	21.59		
20	50	50		21.64	21.57	21.46		
20	100	0		21.62	21.64	21.57		
20	1	0	256-QAM	19.86	19.87	19.79	15.77	0.0378
20	1	49		19.62	19.68	19.68		
20	1	99		19.50	19.54	19.45		
20	50	0		19.53	19.63	19.57		
20	50	24		19.52	19.59	19.50		
20	50	50		19.44	19.50	19.40		
20	100	0		19.54	19.59	19.50		
Limit	EIRP < 1W			Result			Pass	



LTE Band 66 Maximum Average Power [dBm] (GT - LC = -4.1 dB)								
BW [MHz]	RB Size	RB Offset	Mod	Lowest	Middle	Highest	EIRP (dBm)	EIRP (W)
15	1	0	QPSK	24.39	24.58	24.56	20.48	0.1117
15	1	37		24.36	24.40	24.28		
15	1	74		24.41	24.27	24.15		
15	36	0		23.46	23.56	23.48		
15	36	20		23.47	23.49	23.36		
15	36	39		23.47	23.40	23.29		
15	75	0		23.47	23.49	23.39		
15	1	0	16-QAM	23.80	23.88	23.92	19.82	0.0959
15	1	37		23.73	23.62	23.58		
15	1	74		23.65	23.49	23.45		
15	36	0		22.50	22.61	22.55		
15	36	20		22.54	22.53	22.44		
15	36	39		22.53	22.45	22.34		
15	75	0		22.48	22.51	22.43		
15	1	0	64-QAM	22.67	22.79	22.87	18.77	0.0753
15	1	37		22.57	22.68	22.53		
15	1	74		22.63	22.53	22.49		
15	36	0		21.55	21.61	21.56		
15	36	20		21.55	21.55	21.46		
15	36	39		21.56	21.48	21.38		
15	75	0		21.50	21.52	21.45		
15	1	0	256-QAM	19.85	19.78	19.76	15.75	0.0376
15	1	37		19.57	19.63	19.58		
15	1	74		19.47	19.53	19.41		
15	36	0		19.52	19.61	19.56		
15	36	20		19.48	19.53	19.46		
15	36	39		19.37	19.47	19.35		
15	75	0		19.44	19.58	19.48		
Limit	EIRP < 1W			Result			Pass	



LTE Band 66 Maximum Average Power [dBm] (GT - LC = -4.1 dB)								
BW [MHz]	RB Size	RB Offset	Mod	Lowest	Middle	Highest	EIRP (dBm)	EIRP (W)
10	1	0	QPSK	24.44	24.56	24.49	20.46	0.1112
10	1	25		24.14	24.18	24.05		
10	1	49		24.36	24.26	24.14		
10	25	0		23.43	23.54	23.44		
10	25	12		23.46	23.49	23.40		
10	25	25		23.46	23.45	23.35		
10	50	0		23.44	23.48	23.39		
10	1	0	16-QAM	23.73	23.83	23.71	19.73	0.0940
10	1	25		23.76	23.62	23.39		
10	1	49		23.68	23.57	23.45		
10	25	0		22.47	22.56	22.48		
10	25	12		22.51	22.51	22.43		
10	25	25		22.51	22.46	22.38		
10	50	0		22.48	22.55	22.42		
10	1	0	64-QAM	22.67	22.85	22.72	18.75	0.0750
10	1	25		22.75	22.75	22.63		
10	1	49		22.72	22.63	22.50		
10	25	0		21.50	21.57	21.47		
10	25	12		21.50	21.55	21.46		
10	25	25		21.53	21.51	21.39		
10	50	0		21.51	21.54	21.45		
10	1	0	256-QAM	19.84	19.81	19.72	15.74	0.0375
10	1	25		19.56	19.58	19.59		
10	1	49		19.45	19.50	19.45		
10	25	0		19.44	19.55	19.57		
10	25	12		19.43	19.54	19.45		
10	25	25		19.39	19.46	19.31		
10	50	0		19.51	19.50	19.42		
Limit	EIRP < 1W			Result			Pass	



LTE Band 66 Maximum Average Power [dBm] (GT - LC = -4.1 dB)								
BW [MHz]	RB Size	RB Offset	Mod	Lowest	Middle	Highest	EIRP (dBm)	EIRP (W)
5	1	0	QPSK	24.46	24.51	24.45	20.41	0.1099
5	1	12		24.38	24.39	24.29		
5	1	24		24.42	24.40	24.30		
5	12	0		23.46	23.51	23.41		
5	12	7		23.47	23.49	23.39		
5	12	13		23.47	23.46	23.33		
5	25	0		23.45	23.52	23.38		
5	1	0	16-QAM	23.76	23.81	23.72	19.71	0.0935
5	1	12		23.55	23.61	23.51		
5	1	24		23.77	23.64	23.53		
5	12	0		22.50	22.57	22.42		
5	12	7		22.55	22.57	22.43		
5	12	13		22.53	22.54	22.40		
5	25	0		22.51	22.54	22.42		
5	1	0	64-QAM	22.63	22.66	22.58	18.60	0.0724
5	1	12		22.60	22.66	22.47		
5	1	24		22.70	22.67	22.48		
5	12	0		21.49	21.53	21.40		
5	12	7		21.55	21.57	21.42		
5	12	13		21.54	21.56	21.37		
5	25	0		21.51	21.55	21.42		
5	1	0	256-QAM	19.85	19.83	19.75	15.75	0.0376
5	1	12		19.61	19.66	19.62		
5	1	24		19.43	19.50	19.39		
5	12	0		19.44	19.62	19.53		
5	12	7		19.47	19.54	19.42		
5	12	13		19.35	19.40	19.37		
5	25	0		19.48	19.53	19.41		
Limit	EIRP < 1W			Result			Pass	



LTE Band 66 Maximum Average Power [dBm] (GT - LC = -4.1 dB)								
BW [MHz]	RB Size	RB Offset	Mod	Lowest	Middle	Highest	EIRP (dBm)	EIRP (W)
3	1	0	QPSK	24.49	24.55	24.42	20.45	0.1109
3	1	8		24.34	24.37	24.23		
3	1	14		24.44	24.42	24.25		
3	8	0		23.43	23.47	23.35		
3	8	4		23.45	23.50	23.40		
3	8	7		23.47	23.48	23.39		
3	15	0		23.46	23.49	23.38		
3	1	0	16-QAM	23.82	23.85	23.70	19.75	0.0944
3	1	8		23.67	23.65	23.53		
3	1	14		23.77	23.70	23.65		
3	8	0		22.46	22.50	22.36		
3	8	4		22.48	22.48	22.33		
3	8	7		22.50	22.52	22.36		
3	15	0		22.47	22.52	22.34		
3	1	0	64-QAM	22.67	22.71	22.56	18.63	0.0729
3	1	8		22.61	22.65	22.46		
3	1	14		22.73	22.67	22.44		
3	8	0		21.53	21.50	21.43		
3	8	4		21.48	21.52	21.42		
3	8	7		21.53	21.57	21.45		
3	15	0		21.52	21.55	21.39		
3	1	0	256-QAM	19.79	19.85	19.79	15.75	0.0376
3	1	8		19.56	19.58	19.68		
3	1	14		19.45	19.52	19.39		
3	8	0		19.49	19.61	19.53		
3	8	4		19.52	19.59	19.45		
3	8	7		19.37	19.49	19.35		
3	15	0		19.54	19.52	19.42		
Limit	EIRP < 1W			Result			Pass	





LTE Band 66 Maximum Average Power [dBm] (GT - LC = -4.1 dB)								
BW [MHz]	RB Size	RB Offset	Mod	Lowest	Middle	Highest	EIRP (dBm)	EIRP (W)
1.4	1	0	QPSK	24.45	24.47	24.31	20.38	0.1091
1.4	1	3		24.31	24.35	24.21		
1.4	1	5		24.39	24.41	24.29		
1.4	3	0		24.31	24.37	24.23		
1.4	3	1		24.44	24.44	24.31		
1.4	3	3		24.45	24.48	24.35		
1.4	6	0		23.41	23.46	23.31		
1.4	1	0	16-QAM	23.68	23.75	23.62	19.65	0.0923
1.4	1	3		23.52	23.50	23.32		
1.4	1	5		23.68	23.69	23.59		
1.4	3	0		23.50	23.55	23.45		
1.4	3	1		23.56	23.60	23.46		
1.4	3	3		23.49	23.53	23.42		
1.4	6	0		22.44	22.49	22.31		
1.4	1	0	64-QAM	22.53	22.63	22.53	18.55	0.0716
1.4	1	3		22.63	22.63	22.43		
1.4	1	5		22.59	22.65	22.47		
1.4	3	0		22.46	22.53	22.34		
1.4	3	1		22.59	22.61	22.47		
1.4	3	3		22.54	22.57	22.44		
1.4	6	0		21.41	21.47	21.35		
1.4	1	0	256-QAM	19.80	19.80	19.70	15.70	0.0372
1.4	1	3		19.60	19.62	19.62		
1.4	1	5		19.48	19.54	19.38		
1.4	3	0		19.46	19.55	19.53		
1.4	3	1		19.51	19.58	19.48		
1.4	3	3		19.42	19.49	19.35		
1.4	6	0		19.46	19.52	19.46		
Limit	EIRP < 1W			Result			Pass	



LTE Band 71 Maximum Average Power [dBm] (GT - LC = -6 dB)								
BW [MHz]	RB Size	RB Offset	Mod	Lowest	Middle	Highest	ERP (dBm)	ERP (W)
20	1	0	QPSK	24.45	24.57	24.46	16.42	0.0439
20	1	49		24.35	24.34	24.35		
20	1	99		24.30	24.32	24.35		
20	50	0		23.51	23.52	23.50		
20	50	24		23.48	23.50	23.42		
20	50	50		23.43	23.44	23.41		
20	100	0		23.50	23.48	23.39		
20	1	0	16-QAM	23.83	23.98	23.84	15.83	0.0383
20	1	49		23.75	23.78	23.80		
20	1	99		23.72	23.87	23.69		
20	50	0		22.54	22.56	22.50		
20	50	24		22.55	22.53	22.49		
20	50	50		22.51	22.50	22.48		
20	100	0		22.53	22.51	22.44		
20	1	0	64-QAM	22.74	22.73	22.57	14.59	0.0288
20	1	49		22.72	22.63	22.61		
20	1	99		22.65	22.64	22.52		
20	50	0		21.60	21.62	21.56		
20	50	24		21.58	21.61	21.54		
20	50	50		21.53	21.53	21.51		
20	100	0		21.53	21.52	21.46		
20	1	0	256-QAM	19.76	19.78	19.71	11.63	0.0146
20	1	49		19.48	19.50	19.47		
20	1	99		19.21	19.31	19.21		
20	50	0		19.71	19.77	19.74		
20	50	24		19.53	19.57	19.54		
20	50	50		19.36	19.40	19.32		
20	100	0		19.53	19.63	19.61		
Limit	ERP < 3W			Result			Pass	



LTE Band 71 Maximum Average Power [dBm] (GT - LC = -6 dB)								
BW [MHz]	RB Size	RB Offset	Mod	Lowest	Middle	Highest	ERP (dBm)	ERP (W)
15	1	0	QPSK	24.51	24.56	24.46	16.41	0.0438
15	1	37		24.54	24.44	24.37		
15	1	74		24.54	24.44	24.42		
15	36	0		23.65	23.60	23.50		
15	36	20		23.63	23.54	23.47		
15	36	39		23.61	23.53	23.46		
15	75	0		23.62	23.55	23.45		
15	1	0	16-QAM	23.87	23.98	23.84	15.83	0.0383
15	1	37		23.74	23.89	23.67		
15	1	74		23.86	23.78	23.63		
15	36	0		22.63	22.60	22.53		
15	36	20		22.65	22.61	22.52		
15	36	39		22.64	22.58	22.49		
15	75	0		22.64	22.60	22.52		
15	1	0	64-QAM	22.78	22.76	22.67	14.64	0.0291
15	1	37		22.79	22.72	22.57		
15	1	74		22.74	22.66	22.53		
15	36	0		21.69	21.67	21.59		
15	36	20		21.69	21.65	21.56		
15	36	39		21.72	21.60	21.54		
15	75	0		21.65	21.59	21.50		
15	1	0	256-QAM	19.76	19.78	19.71	11.63	0.0146
15	1	37		19.38	19.49	19.38		
15	1	74		19.15	19.26	19.17		
15	36	0		19.71	19.77	19.65		
15	36	20		19.46	19.56	19.45		
15	36	39		19.33	19.30	19.32		
15	75	0		19.43	19.54	19.60		
Limit	ERP < 3W			Result			Pass	



LTE Band 71 Maximum Average Power [dBm] (GT - LC = -6 dB)								
BW [MHz]	RB Size	RB Offset	Mod	Lowest	Middle	Highest	ERP (dBm)	ERP (W)
10	1	0	QPSK	24.55	24.55	24.49	16.40	0.0437
10	1	25		24.49	24.47	24.36		
10	1	49		24.52	24.42	24.37		
10	25	0		23.63	23.56	23.46		
10	25	12		23.61	23.55	23.47		
10	25	25		23.59	23.49	23.47		
10	50	0		23.59	23.50	23.48		
10	1	0	16-QAM	23.77	23.85	23.85	15.70	0.0372
10	1	25		23.67	23.84	23.75		
10	1	49		23.85	23.82	23.67		
10	25	0		22.61	22.58	22.51		
10	25	12		22.60	22.59	22.49		
10	25	25		22.63	22.58	22.47		
10	50	0		22.57	22.54	22.48		
10	1	0	64-QAM	22.81	22.78	22.63	14.66	0.0292
10	1	25		22.73	22.75	22.56		
10	1	49		22.79	22.71	22.48		
10	25	0		21.59	21.57	21.50		
10	25	12		21.62	21.55	21.47		
10	25	25		21.61	21.54	21.45		
10	50	0		21.66	21.62	21.53		
10	1	0	256-QAM	19.73	19.73	19.66	11.59	0.0144
10	1	25		19.43	19.40	19.42		
10	1	49		19.18	19.26	19.15		
10	25	0		19.61	19.74	19.71		
10	25	12		19.50	19.52	19.52		
10	25	25		19.27	19.39	19.26		
10	50	0		19.47	19.62	19.54		
Limit	ERP < 3W			Result			Pass	



LTE Band 71 Maximum Average Power [dBm] (GT - LC = -6 dB)								
BW [MHz]	RB Size	RB Offset	Mod	Lowest	Middle	Highest	ERP (dBm)	ERP (W)
5	1	0	QPSK	24.44	24.55	24.43	16.40	0.0437
5	1	12		24.26	24.32	24.26		
5	1	24		24.24	24.22	24.27		
5	12	0		23.51	23.52	23.45		
5	12	7		23.38	23.47	23.40		
5	12	13		23.39	23.37	23.35		
5	25	0		23.41	23.39	23.33		
5	1	0	16-QAM	23.75	23.91	23.75	15.76	0.0377
5	1	12		23.69	23.69	23.75		
5	1	24		23.62	23.80	23.59		
5	12	0		22.50	22.47	22.43		
5	12	7		22.50	22.46	22.43		
5	12	13		22.48	22.44	22.48		
5	25	0		22.45	22.51	22.43		
5	1	0	64-QAM	22.67	22.69	22.49	14.54	0.0284
5	1	12		22.66	22.63	22.55		
5	1	24		22.60	22.64	22.52		
5	12	0		21.53	21.61	21.54		
5	12	7		21.49	21.56	21.47		
5	12	13		21.43	21.46	21.41		
5	25	0		21.53	21.47	21.37		
5	1	0	256-QAM	19.67	19.74	19.61	11.59	0.0144
5	1	12		19.38	19.50	19.42		
5	1	24		19.15	19.23	19.14		
5	12	0		19.71	19.72	19.74		
5	12	7		19.46	19.49	19.48		
5	12	13		19.32	19.34	19.31		
5	25	0		19.52	19.54	19.61		
Limit	ERP < 3W			Result			Pass	



LTE Band 14 Maximum Average Power [dBm] (GT - LC = -5.1 dB)								
BW [MHz]	RB Size	RB Offset	Mod	Lowest	Middle	Highest	ERP (dBm)	ERP (W)
10	1	0	QPSK		24.43		17.18	0.0522
10	1	25			24.13			
10	1	49			24.33			
10	25	0			23.45			
10	25	12			23.43			
10	25	25			23.39			
10	50	0			23.40			
10	1	0	16-QAM		23.74		16.49	0.0446
10	1	25			23.59			
10	1	49			23.61			
10	25	0			22.47			
10	25	12			22.47			
10	25	25			22.42			
10	50	0			22.44			
10	1	0	64-QAM		22.60		15.35	0.0343
10	1	25			22.50			
10	1	49			22.59			
10	25	0			21.48			
10	25	12			21.45			
10	25	25			21.41			
10	50	0			21.48			
10	1	0	256-QAM		19.46		12.27	0.0169
10	1	25			19.29			
10	1	49			19.22			
10	25	0			19.52			
10	25	12			19.36			
10	25	25			19.35			
10	50	0			19.39			
Limit	ERP < 3W			Result			Pass	



LTE Band 14 Maximum Average Power [dBm] (GT - LC = -5.1 dB)								
BW [MHz]	RB Size	RB Offset	Mod	Lowest	Middle	Highest	ERP (dBm)	ERP (W)
5	1	0	QPSK	24.42	24.40	24.40	17.17	0.0521
5	1	12		24.35	24.32	24.34		
5	1	24		24.41	24.38	24.41		
5	12	0		23.44	23.42	23.44		
5	12	7		23.45	23.44	23.43		
5	12	13		23.41	23.42	23.39		
5	25	0		23.40	23.38	23.41		
5	1	0	16-QAM	23.73	23.71	23.73	16.48	0.0445
5	1	12		23.55	23.54	23.50		
5	1	24		23.70	23.61	23.64		
5	12	0		22.46	22.42	22.47		
5	12	7		22.49	22.44	22.47		
5	12	13		22.46	22.42	22.45		
5	25	0		22.44	22.41	22.40		
5	1	0	64-QAM	22.56	22.56	22.52	15.38	0.0345
5	1	12		22.63	22.46	22.52		
5	1	24		22.58	22.46	22.54		
5	12	0		21.48	21.44	21.46		
5	12	7		21.46	21.46	21.43		
5	12	13		21.47	21.41	21.40		
5	25	0		21.42	21.42	21.41		
5	1	0	256-QAM	19.42	19.41	19.38	12.27	0.0169
5	1	12		19.19	19.24	19.28		
5	1	24		19.12	19.12	19.17		
5	12	0		19.45	19.44	19.52		
5	12	7		19.34	19.26	19.30		
5	12	13		19.31	19.34	19.30		
5	25	0		19.35	19.29	19.35		
Limit	ERP < 3W			Result			Pass	



LTE Band 26 (Part90S) Maximum Average Power [dBm] (GT - LC = -5.3 dB)								
BW [MHz]	RB Size	RB Offset	Mod	Lowest	Middle	Highest	ERP (dBm)	ERP (W)
15	1	0	QPSK	24.47	-	-	17.02	0.0504
15	1	37		24.36	-	-		
15	1	74		24.34	-	-		
15	36	0		23.36	-	-		
15	36	20		23.35	-	-		
15	36	39		23.33	-	-		
15	75	0		23.35	-	-		
15	1	0	16-QAM	23.80	-	-	16.35	0.0432
15	1	37		23.72	-	-		
15	1	74		23.73	-	-		
15	36	0		22.45	-	-		
15	36	20		22.42	-	-		
15	36	39		22.39	-	-		
15	75	0		22.42	-	-		
15	1	0	64-QAM	22.75	-	-	15.30	0.0339
15	1	37		22.57	-	-		
15	1	74		22.57	-	-		
15	36	0		21.49	-	-		
15	36	20		21.42	-	-		
15	36	39		21.41	-	-		
15	75	0		21.39	-	-		
15	1	0	256-QAM	19.44	-	-	12.06	0.0161
15	1	37		19.19	-	-		
15	1	74		19.19	-	-		
15	36	0		19.51	-	-		
15	36	20		19.23	-	-		
15	36	39		19.19	-	-		
15	75	0		19.42	-	-		
Limit	Power < 100W			Result			Pass	





LTE Band 26 (Part90S) Maximum Average Power [dBm] (GT - LC = -5.3 dB)								
BW [MHz]	RB Size	RB Offset	Mod	Lowest	Middle	Highest	ERP (dBm)	ERP (W)
10	1	0	QPSK	-	24.41	-	16.96	0.0497
10	1	25		-	24.27	-		
10	1	49		-	24.24	-		
10	25	0		-	23.44	-		
10	25	12		-	23.40	-		
10	25	25		-	23.34	-		
10	50	0		-	23.37	-		
10	1	0	16-QAM	-	23.64	-	16.19	0.0416
10	1	25		-	23.53	-		
10	1	49		-	23.30	-		
10	25	0		-	22.46	-		
10	25	12		-	22.44	-		
10	25	25		-	22.40	-		
10	50	0		-	22.43	-		
10	1	0	64-QAM	-	22.61	-	15.18	0.0330
10	1	25		-	22.48	-		
10	1	49		-	22.63	-		
10	25	0		-	21.42	-		
10	25	12		-	21.37	-		
10	25	25		-	21.38	-		
10	50	0		-	21.40	-		
10	1	0	256-QAM	-	19.46	-	12.08	0.0161
10	1	25		-	19.20	-		
10	1	49		-	19.19	-		
10	25	0		-	19.53	-		
10	25	12		-	19.22	-		
10	25	25		-	19.24	-		
10	50	0		-	19.47	-		
Limit	Power < 100W			Result			Pass	



LTE Band 26 (Part90S) Maximum Average Power [dBm] (GT - LC = -5.3 dB)								
BW [MHz]	RB Size	RB Offset	Mod	Lowest	Middle	Highest	ERP (dBm)	ERP (W)
5	1	0	QPSK	24.43	24.39	24.49	17.04	0.0506
5	1	12		24.37	24.41	24.46		
5	1	24		24.41	24.32	24.42		
5	12	0		23.49	23.59	23.51		
5	12	7		23.11	23.01	23.19		
5	12	13		23.49	23.56	23.51		
5	25	0		23.43	23.52	23.45		
5	1	0	16-QAM	23.73	23.76	23.63	16.31	0.0428
5	1	12		23.43	23.44	23.40		
5	1	24		23.07	23.10	23.06		
5	12	0		22.54	22.57	22.52		
5	12	7		22.56	22.65	22.50		
5	12	13		22.55	22.50	22.46		
5	25	0		22.47	22.44	22.53		
5	1	0	64-QAM	22.58	22.64	22.53	15.33	0.0341
5	1	12		22.70	22.69	22.62		
5	1	24		22.69	22.76	22.78		
5	12	0		21.56	21.58	21.62		
5	12	7		21.58	21.56	21.68		
5	12	13		21.55	21.50	21.46		
5	25	0		21.47	21.42	21.40		
5	1	0	256-QAM	19.35	19.39	19.41	12.07	0.0161
5	1	12		19.13	19.04	19.16		
5	1	24		19.19	19.10	19.29		
5	12	0		19.47	19.43	19.52		
5	12	7		19.13	19.14	19.22		
5	12	13		19.19	19.26	19.22		
5	25	0		19.36	19.32	19.30		
Limit	Power < 100W			Result			Pass	



LTE Band 26 (Part90S) Maximum Average Power [dBm] (GT - LC = -5.3 dB)								
BW [MHz]	RB Size	RB Offset	Mod	Lowest	Middle	Highest	ERP (dBm)	ERP (W)
3	1	0	QPSK	24.45	24.40	24.51	17.06	0.0508
3	1	8		24.28	24.30	24.23		
3	1	14		24.34	24.28	24.28		
3	8	0		23.42	23.48	23.50		
3	8	4		23.45	23.52	23.53		
3	8	7		23.47	23.38	23.55		
3	15	0		23.44	23.36	23.40		
3	1	0	16-QAM	23.76	23.68	23.80	16.43	0.0440
3	1	8		23.63	23.70	23.53		
3	1	14		23.82	23.76	23.88		
3	8	0		22.42	22.44	22.48		
3	8	4		22.45	22.48	22.42		
3	8	7		22.48	22.55	22.45		
3	15	0		22.45	22.36	22.41		
3	1	0	64-QAM	22.55	22.56	22.60	15.18	0.0330
3	1	8		22.53	22.61	22.50		
3	1	14		22.58	22.58	22.63		
3	8	0		21.46	21.42	21.53		
3	8	4		21.49	21.46	21.48		
3	8	7		21.57	21.58	21.61		
3	15	0		21.53	21.56	21.44		
3	1	0	256-QAM	19.42	19.36	19.35	11.97	0.0157
3	1	8		19.09	19.03	19.05		
3	1	14		19.15	19.23	19.17		
3	8	0		19.41	19.35	19.35		
3	8	4		19.20	19.18	19.18		
3	8	7		19.12	19.17	19.11		
3	15	0		19.36	19.39	19.41		
Limit	Power < 100W			Result			Pass	



LTE Band 26 (Part90S) Maximum Average Power [dBm] (GT - LC = -5.3 dB)								
BW [MHz]	RB Size	RB Offset	Mod	Lowest	Middle	Highest	ERP (dBm)	ERP (W)
1.4	1	0	QPSK	24.46	24.48	24.56	17.11	0.0514
1.4	1	3		24.33	24.24	24.42		
1.4	1	5		24.43	24.39	24.53		
1.4	3	0		24.33	24.31	24.42		
1.4	3	1		24.44	24.44	24.39		
1.4	3	3		24.46	24.48	24.53		
1.4	6	0		23.46	23.46	23.49		
1.4	1	0	16-QAM	23.74	23.79	23.80	16.35	0.0432
1.4	1	3		23.63	23.66	23.53		
1.4	1	5		23.76	23.76	23.68		
1.4	3	0		23.50	23.53	23.45		
1.4	3	1		23.52	23.57	23.50		
1.4	3	3		23.52	23.47	23.61		
1.4	6	0		22.53	22.43	22.46		
1.4	1	0	64-QAM	22.45	22.43	22.44	15.20	0.0331
1.4	1	3		22.45	22.39	22.41		
1.4	1	5		22.52	22.61	22.54		
1.4	3	0		22.43	22.46	22.44		
1.4	3	1		22.52	22.45	22.53		
1.4	3	3		22.56	22.65	22.59		
1.4	6	0		21.46	21.42	21.56		
1.4	1	0	256-QAM	19.43	19.36	19.38	12.09	0.0162
1.4	1	3		19.18	19.13	19.22		
1.4	1	5		19.15	19.09	19.15		
1.4	3	0		19.48	19.44	19.54		
1.4	3	1		19.17	19.27	19.16		
1.4	3	3		19.12	19.08	19.22		
1.4	6	0		19.40	19.46	19.36		
Limit	Power < 100W			Result			Pass	



LTE Band 26 (Part90S) Straddle Maximum Average Power [dBm] (GT - LC = -5.3 dB)								
BW [MHz]	RB Size	RB Offset	Mod	Lowest	Middle	Highest	ERP (dBm)	ERP (W)
15	1	0	QPSK	-	24.54	-	17.09	0.0512
15	1	37		-	24.44	-		
15	1	74		-	24.40	-		
15	36	0		-	23.37	-		
15	36	20		-	23.28	-		
15	36	39		-	23.42	-		
15	75	0		-	23.30	-		
15	1	0	16-QAM	-	23.75	-	16.30	0.0427
15	1	37		-	23.74	-		
15	1	74		-	23.71	-		
15	36	0		-	22.46	-		
15	36	20		-	22.48	-		
15	36	39		-	22.34	-		
15	75	0		-	22.42	-		
15	1	0	64-QAM	-	22.67	-	15.22	0.0333
15	1	37		-	22.54	-		
15	1	74		-	22.48	-		
15	36	0		-	21.57	-		
15	36	20		-	21.52	-		
15	36	39		-	21.49	-		
15	75	0		-	21.41	-		
15	1	0	256-QAM	-	19.47	-	12.05	0.0160
15	1	37		-	19.26	-		
15	1	74		-	19.29	-		
15	36	0		-	19.50	-		
15	36	20		-	19.32	-		
15	36	39		-	19.28	-		
15	75	0		-	19.38	-		
Limit	Reporting only			Result			N/A	



LTE Band 26 (Part90S) Straddle Maximum Average Power [dBm] (GT - LC = -5.3 dB)								
BW [MHz]	RB Size	RB Offset	Mod	Lowest	Middle	Highest	ERP (dBm)	ERP (W)
10	1	0	QPSK	-	24.39	-	16.99	0.0500
10	1	25		-	24.44	-		
10	1	49		-	24.33	-		
10	25	0		-	23.50	-		
10	25	12		-	23.52	-		
10	25	25		-	23.40	-		
10	50	0		-	23.38	-		
10	1	0	16-QAM	-	23.66	-	16.21	0.0418
10	1	25		-	23.54	-		
10	1	49		-	23.59	-		
10	25	0		-	22.60	-		
10	25	12		-	22.58	-		
10	25	25		-	22.44	-		
10	50	0		-	22.50	-		
10	1	0	64-QAM	-	22.70	-	15.25	0.0335
10	1	25		-	22.66	-		
10	1	49		-	22.61	-		
10	25	0		-	21.49	-		
10	25	12		-	21.47	-		
10	25	25		-	21.51	-		
10	50	0		-	20.60	-		
10	1	0	256-QAM	-	19.30	-	12.02	0.0159
10	1	25		-	19.27	-		
10	1	49		-	19.10	-		
10	25	0		-	19.47	-		
10	25	12		-	19.17	-		
10	25	25		-	19.01	-		
10	50	0		-	19.44	-		
Limit	Reporting only			Result			N/A	



LTE Band 26 (Part90S) Straddle Maximum Average Power [dBm] (GT - LC = -5.3 dB)								
BW [MHz]	RB Size	RB Offset	Mod	Lowest	Middle	Highest	ERP (dBm)	ERP (W)
5	1	0	QPSK	-	24.45	-	17.03	0.0505
5	1	12		-	24.40	-		
5	1	24		-	24.48	-		
5	12	0		-	23.44	-		
5	12	7		-	23.20	-		
5	12	13		-	23.54	-		
5	25	0		-	23.49	-		
5	1	0	16-QAM	-	23.69	-	16.24	0.0421
5	1	12		-	23.40	-		
5	1	24		-	22.98	-		
5	12	0		-	22.56	-		
5	12	7		-	22.51	-		
5	12	13		-	22.57	-		
5	25	0		-	22.46	-		
5	1	0	64-QAM	-	22.64	-	15.33	0.0341
5	1	12		-	22.62	-		
5	1	24		-	22.78	-		
5	12	0		-	21.66	-		
5	12	7		-	21.64	-		
5	12	13		-	21.62	-		
5	25	0		-	21.37	-		
5	1	0	256-QAM	-	19.29	-	11.96	0.0157
5	1	12		-	19.05	-		
5	1	24		-	19.28	-		
5	12	0		-	19.41	-		
5	12	7		-	19.16	-		
5	12	13		-	19.26	-		
5	25	0		-	19.33	-		
Limit	Reporting only			Result			N/A	



LTE Band 26 (Part90S) Straddle Maximum Average Power [dBm] (GT - LC = -5.3 dB)								
BW [MHz]	RB Size	RB Offset	Mod	Lowest	Middle	Highest	ERP (dBm)	ERP (W)
3	1	0	QPSK	-	24.55	-	17.10	0.0513
3	1	8		-	24.24	-		
3	1	14		-	24.41	-		
3	8	0		-	23.39	-		
3	8	4		-	23.45	-		
3	8	7		-	23.48	-		
3	15	0		-	23.41	-		
3	1	0	16-QAM	-	23.67	-	16.47	0.0444
3	1	8		-	23.63	-		
3	1	14		-	23.92	-		
3	8	0		-	22.42	-		
3	8	4		-	22.35	-		
3	8	7		-	22.56	-		
3	15	0		-	22.39	-		
3	1	0	64-QAM	-	22.50	-	15.15	0.0327
3	1	8		-	22.56	-		
3	1	14		-	22.60	-		
3	8	0		-	21.43	-		
3	8	4		-	21.40	-		
3	8	7		-	21.48	-		
3	15	0		-	21.60	-		
3	1	0	256-QAM	-	19.49	-	12.04	0.0160
3	1	8		-	19.06	-		
3	1	14		-	19.13	-		
3	8	0		-	19.41	-		
3	8	4		-	19.10	-		
3	8	7		-	19.10	-		
3	15	0		-	19.37	-		
Limit	Reporting only			Result			N/A	





LTE Band 26 (Part90S) Straddle Maximum Average Power [dBm] (GT - LC = -5.3 dB)								
BW [MHz]	RB Size	RB Offset	Mod	Lowest	Middle	Highest	ERP (dBm)	ERP (W)
1.4	1	0	QPSK	-	24.44	-	17.06	0.0508
1.4	1	3		-	24.43	-		
1.4	1	5		-	24.38	-		
1.4	3	0		-	24.36	-		
1.4	3	1		-	24.51	-		
1.4	3	3		-	24.49	-		
1.4	6	0		-	23.52	-		
1.4	1	0	16-QAM	-	23.83	-	16.38	0.0435
1.4	1	3		-	23.59	-		
1.4	1	5		-	23.69	-		
1.4	3	0		-	23.57	-		
1.4	3	1		-	23.44	-		
1.4	3	3		-	23.51	-		
1.4	6	0		-	22.50	-		
1.4	1	0	64-QAM	-	22.42	-	15.19	0.0330
1.4	1	3		-	22.51	-		
1.4	1	5		-	22.55	-		
1.4	3	0		-	22.41	-		
1.4	3	1		-	22.48	-		
1.4	3	3		-	22.64	-		
1.4	6	0		-	21.41	-		
1.4	1	0	256-QAM	-	19.34	-	12.08	0.0161
1.4	1	3		-	19.24	-		
1.4	1	5		-	19.24	-		
1.4	3	0		-	19.53	-		
1.4	3	1		-	19.17	-		
1.4	3	3		-	19.10	-		
1.4	6	0		-	19.40	-		
Limit	Reporting only			Result			N/A	



LTE Band 38(HPUE) Maximum Average Power [dBm] (GT - LC = -0.7 dB)								
BW [MHz]	RB Size	RB Offset	Mod	Lowest	Middle	Highest	EIRP (dBm)	EIRP (W)
20	1	0	QPSK	26.35	26.41	26.34	25.71	0.3724
20	1	49		26.24	26.26	26.27		
20	1	99		26.33	26.34	26.30		
20	50	0		25.48	25.49	25.48		
20	50	24		25.48	25.45	25.47		
20	50	50		25.47	25.45	25.47		
20	100	0		25.48	25.49	25.47		
20	1	0	16-QAM	25.98	25.93	25.86	25.28	0.3373
20	1	49		25.68	25.70	25.67		
20	1	99		25.74	25.75	25.71		
20	50	0		24.53	24.46	24.47		
20	50	24		24.50	24.49	24.48		
20	50	50		24.49	24.49	24.47		
20	100	0		24.47	24.47	24.46		
20	1	0	64-QAM	24.55	24.54	24.55	23.88	0.2443
20	1	49		24.53	24.40	24.39		
20	1	99		24.58	24.44	24.43		
20	50	0		23.47	23.45	23.45		
20	50	24		23.50	23.45	23.45		
20	50	50		23.45	23.44	23.43		
20	100	0		23.49	23.45	23.47		
20	1	0	256-QAM	21.12	21.22	21.15	20.90	0.1230
20	1	49		20.92	20.96	20.95		
20	1	99		20.75	20.77	20.76		
20	50	0		21.59	21.60	21.60		
20	50	24		21.48	21.55	21.48		
20	50	50		21.44	21.51	21.49		
20	100	0		21.48	21.50	21.46		
Limit	EIRP < 2W			Result			Pass	



LTE Band 38(HPUE) Maximum Average Power [dBm] (GT - LC = -0.7 dB)								
BW [MHz]	RB Size	RB Offset	Mod	Lowest	Middle	Highest	EIRP (dBm)	EIRP (W)
15	1	0	QPSK	26.30	26.35	26.31	25.65	0.3673
15	1	37		26.05	26.04	26.04		
15	1	74		26.30	26.35	26.35		
15	36	0		25.43	25.42	25.47		
15	36	20		25.43	25.42	25.47		
15	36	39		25.42	25.42	25.45		
15	75	0		25.42	25.41	25.47		
15	1	0	16-QAM	26.09	25.82	25.81	25.39	0.3459
15	1	37		26.01	25.90	25.89		
15	1	74		25.90	25.81	25.78		
15	36	0		24.38	24.41	24.44		
15	36	20		24.42	24.40	24.43		
15	36	39		24.41	24.37	24.41		
15	75	0		24.47	24.43	24.50		
15	1	0	64-QAM	24.65	24.70	24.71	24.11	0.2576
15	1	37		24.68	24.66	24.66		
15	1	74		24.81	24.77	24.77		
15	36	0		23.48	23.46	23.51		
15	36	20		23.47	23.43	23.49		
15	36	39		23.49	23.47	23.50		
15	75	0		23.47	23.43	23.48		
15	1	0	256-QAM	21.02	21.18	21.06	20.85	0.1216
15	1	37		20.89	20.93	20.90		
15	1	74		20.67	20.71	20.73		
15	36	0		21.55	21.51	21.51		
15	36	20		21.42	21.53	21.39		
15	36	39		21.42	21.46	21.39		
15	75	0		21.42	21.45	21.46		
Limit	EIRP < 2W			Result			Pass	



LTE Band 38(HPUE) Maximum Average Power [dBm] (GT - LC = -0.7 dB)								
BW [MHz]	RB Size	RB Offset	Mod	Lowest	Middle	Highest	EIRP (dBm)	EIRP (W)
10	1	0	QPSK	26.35	26.33	26.30	25.65	0.3673
10	1	25		26.20	26.19	26.22		
10	1	49		26.30	26.32	26.34		
10	25	0		25.41	25.43	25.46		
10	25	12		25.42	25.44	25.45		
10	25	25		25.43	25.44	25.44		
10	50	0		25.42	25.41	25.44		
10	1	0	16-QAM	25.85	25.63	25.60	25.15	0.3273
10	1	25		25.24	25.45	25.48		
10	1	49		25.74	25.63	25.62		
10	25	0		24.52	24.56	24.54		
10	25	12		24.50	24.51	24.51		
10	25	25		24.53	24.50	24.53		
10	50	0		24.44	24.43	24.48		
10	1	0	64-QAM	24.84	24.77	24.82	24.30	0.2692
10	1	25		25.00	24.90	24.96		
10	1	49		24.84	24.71	24.74		
10	25	0		23.43	23.44	23.49		
10	25	12		23.42	23.44	23.49		
10	25	25		23.45	23.43	23.48		
10	50	0		23.42	23.44	23.47		
10	1	0	256-QAM	21.07	21.21	21.05	20.87	0.1222
10	1	25		20.87	20.89	20.93		
10	1	49		20.66	20.77	20.67		
10	25	0		21.52	21.57	21.52		
10	25	12		21.42	21.46	21.40		
10	25	25		21.39	21.47	21.44		
10	50	0		21.38	21.41	21.39		
Limit	EIRP < 2W			Result			Pass	



LTE Band 38(HPUE) Maximum Average Power [dBm] (GT - LC = -0.7 dB)								
BW [MHz]	RB Size	RB Offset	Mod	Lowest	Middle	Highest	EIRP (dBm)	EIRP (W)
5	1	0	QPSK	26.36	26.36	26.40	25.70	0.3715
5	1	12		26.40	26.40	26.40		
5	1	24		26.34	26.37	26.40		
5	12	0		25.43	25.45	25.47		
5	12	7		25.40	25.43	25.48		
5	12	13		25.42	25.40	25.43		
5	25	0		25.39	25.42	25.46		
5	1	0	16-QAM	25.75	25.74	25.84	25.15	0.3273
5	1	12		25.80	25.85	25.84		
5	1	24		25.76	25.78	25.79		
5	12	0		24.48	24.52	24.43		
5	12	7		24.49	24.53	24.45		
5	12	13		24.49	24.37	24.46		
5	25	0		24.48	24.45	24.51		
5	1	0	64-QAM	24.78	24.66	24.82	24.12	0.2582
5	1	12		24.69	24.66	24.68		
5	1	24		24.75	24.78	24.82		
5	12	0		23.48	23.35	23.38		
5	12	7		23.45	23.34	23.40		
5	12	13		23.47	23.32	23.38		
5	25	0		23.50	23.38	23.45		
5	1	0	256-QAM	21.12	21.15	21.14	20.87	0.1222
5	1	12		20.92	20.90	20.95		
5	1	24		20.67	20.74	20.66		
5	12	0		21.54	21.54	21.57		
5	12	7		21.45	21.47	21.38		
5	12	13		21.34	21.51	21.48		
5	25	0		21.40	21.43	21.38		
Limit	EIRP < 2W			Result			Pass	



LTE Band 5B_CA Maximum Average Power [dBm] (GT - LC = -5.3 dB)										
BW [MHz]	PCC		SCC		Mod	Lowest	Middle	Highest	ERP (dBm)	ERP (W)
	RB Size	RB Offset	RB Size	RB Offset						
10+10	50	0	50	0	QPSK	21.74	21.64	21.66	16.04	0.0402
10+10	1	0	1	49		16.78	16.49	16.15		
10+10	1	49	1	0		23.24	23.38	23.49		
10+10	50	0	50	0	16-QAM	20.72	20.61	20.58	15.29	0.0338
10+10	1	0	1	49		17.23	17.28	17.26		
10+10	1	49	1	0		22.74	22.36	22.69		
10+10	50	0	50	0	64-QAM	20.72	20.61	20.58	13.27	0.0212
10+10	1	0	1	49		17.01	17.12	17.22		
10+10	1	49	1	0		20.47	20.45	20.65		
10+10	50	0	50	0	256-QAM	18.26	18.21	18.13	10.81	0.0121
10+10	1	0	1	49		17.16	17.41	17.28		
10+10	1	49	1	0		17.72	17.52	17.21		
10+5	50	0	25	0	QPSK	21.73	21.62	21.65	16.00	0.0398
10+5	1	0	1	24		15.15	14.58	14.20		
10+5	1	49	1	0		23.30	23.45	23.16		
10+5	50	0	25	0	16-QAM	20.70	20.55	20.56	15.36	0.0344
10+5	1	0	1	24		15.64	15.58	15.38		
10+5	1	49	1	0		22.81	22.36	22.76		
10+5	50	0	25	0	64-QAM	20.71	20.57	20.52	13.26	0.0212
10+5	1	0	1	24		15.45	15.41	15.41		
10+5	1	49	1	0		20.53	20.68	20.36		
10+5	50	0	25	0	256-QAM	18.18	18.10	18.12	10.73	0.0118
10+5	1	0	1	24		15.35	15.25	15.33		
10+5	1	49	1	0		17.71	17.66	17.58		
5+10	25	0	50	0	QPSK	21.59	21.62	21.60	16.14	0.0411
5+10	1	0	1	49		14.98	14.34	14.01		
5+10	1	24	1	0		23.30	23.34	23.59		
5+10	25	0	50	0	16-QAM	20.60	20.48	20.51	15.46	0.0352
5+10	1	0	1	49		15.39	15.36	14.55		
5+10	1	24	1	0		22.84	22.56	22.91		
5+10	25	0	50	0	64-QAM	20.61	20.45	20.51	13.30	0.0214
5+10	1	0	1	49		15.13	15.28	14.32		
5+10	1	24	1	0		20.54	20.66	20.75		
5+10	25	0	50	0	256-QAM	18.11	17.82	17.83	10.82	0.0121
5+10	1	0	1	49		14.89	14.79	14.12		
5+10	1	24	1	0		18.08	18.20	18.27		
Limit	ERP < 7W				Result				Pass	



LTE Band 5B_CA Maximum Average Power [dBm] (GT - LC = -5.3 dB)										
BW [MHz]	PCC		SCC		Mod	Lowest	Middle	Highest	ERP (dBm)	ERP (W)
	RB Size	RB Offset	RB Size	RB Offset						
5+3	25	0	15	0	QPSK	23.63	23.31	23.39	16.18	0.0415
5+3	1	0	1	14		15.24	14.71	15.36		
5+3	1	24	1	0		23.40	23.34	23.03		
5+3	25	0	15	0	16-QAM	23.63	23.40	23.41	16.38	0.0435
5+3	1	0	1	14		15.85	15.66	15.62		
5+3	1	24	1	0		23.83	23.79	23.44		
5+3	25	0	15	0	64-QAM	23.62	23.40	23.40	16.17	0.0414
5+3	1	0	1	14		15.62	15.58	15.54		
5+3	1	24	1	0		23.61	23.28	23.23		
5+3	25	0	15	0	256-QAM	22.75	22.39	22.78	15.33	0.0341
5+3	1	0	1	14		15.28	15.16	15.21		
5+3	1	24	1	0		22.50	22.44	22.60		
3+5	15	0	25	0	QPSK	23.54	23.24	23.30	16.09	0.0406
3+5	1	0	1	24		15.18	14.55	14.74		
3+5	1	14	1	0		23.49	23.29	23.11		
3+5	15	0	25	0	16-QAM	23.69	23.32	22.78	16.29	0.0426
3+5	1	0	1	24		15.52	15.48	15.28		
3+5	1	14	1	0		23.74	23.65	23.58		
3+5	15	0	25	0	64-QAM	23.63	23.31	23.25	16.31	0.0428
3+5	1	0	1	24		15.49	15.33	15.12		
3+5	1	14	1	0		23.76	23.57	23.31		
3+5	15	0	25	0	256-QAM	22.88	22.22	22.77	15.45	0.0351
3+5	1	0	1	24		15.15	15.41	15.01		
3+5	1	14	1	0		22.90	22.89	22.83		
Limit	ERP < 7W					Result			Pass	



LTE Band 66B_CA Maximum Average Power [dBm] (GT - LC = -4.1 dB)										
BW [MHz]	PCC		SCC		Mod	Lowest	Middle	Highest	EIRP (dBm)	EIRP (W)
	RB Size	RB Offset	RB Size	RB Offset						
10+10	50	0	50	0	QPSK	23.53	23.06	23.33	21.39	0.1377
10+10	1	0	1	49		17.93	18.04	18.01		
10+10	1	49	1	0		25.49	25.42	25.39		
10+10	50	0	50	0	16-QAM	22.54	22.02	22.45	21.03	0.1268
10+10	1	0	1	49		18.45	18.34	18.59		
10+10	1	49	1	0		25.02	25.03	25.13		
10+10	50	0	50	0	64-QAM	22.55	22.04	22.65	18.76	0.0752
10+10	1	0	1	49		18.35	18.44	18.45		
10+10	1	49	1	0		22.78	22.69	22.86		
10+10	50	0	50	0	256-QAM	20.57	20.03	20.54	16.60	0.0457
10+10	1	0	1	49		18.39	18.42	18.40		
10+10	1	49	1	0		20.70	20.58	20.46		
15+5	75	0	25	0	QPSK	23.62	23.05	23.50	21.48	0.1406
15+5	1	0	1	24		18.13	18.17	18.27		
15+5	1	74	1	0		25.58	25.28	25.39		
15+5	75	0	25	0	16-QAM	22.58	22.00	22.59	20.72	0.1180
15+5	1	0	1	24		18.78	18.66	18.71		
15+5	1	74	1	0		24.82	24.79	24.76		
15+5	75	0	25	0	64-QAM	22.57	22.01	22.52	18.77	0.0753
15+5	1	0	1	24		18.41	18.52	18.74		
15+5	1	74	1	0		22.87	22.79	22.75		
15+5	75	0	25	0	256-QAM	20.59	20.55	20.53	16.69	0.0467
15+5	1	0	1	24		18.35	18.36	18.63		
15+5	1	74	1	0		20.79	20.71	20.57		
5+15	25	0	75	0	QPSK	23.54	22.98	23.53	21.42	0.1387
5+15	1	0	1	74		18.01	17.92	18.16		
5+15	1	24	1	0		25.48	25.49	25.52		
5+15	25	0	75	0	16-QAM	22.53	22.00	22.52	20.78	0.1197
5+15	1	0	1	74		18.55	18.44	18.50		
5+15	1	24	1	0		24.77	24.66	24.88		
5+15	25	0	75	0	64-QAM	22.51	21.95	22.51	18.53	0.0713
5+15	1	0	1	74		18.37	18.39	18.47		
5+15	1	24	1	0		22.63	22.58	22.63		
5+15	25	0	75	0	256-QAM	20.54	20.05	20.51	16.68	0.0466
5+15	1	0	1	74		18.46	18.55	18.34		
5+15	1	24	1	0		20.69	20.76	20.78		
Limit	EIRP < 1W					Result			Pass	





LTE Band 66B_CA Maximum Average Power [dBm] (GT - LC = -4.1 dB)										
BW [MHz]	PCC		SCC		Mod	Lowest	Middle	Highest	EIRP (dBm)	EIRP (W)
	RB Size	RB Offset	RB Size	RB Offset						
10+5	50	0	25	0	QPSK	23.52	22.99	22.97	21.31	0.1352
10+5	1	0	1	24		16.09	16.17	16.41		
10+5	1	49	1	0		25.41	25.34	25.26		
10+5	50	0	25	0	16-QAM	22.47	22.02	22.01	20.77	0.1194
10+5	1	0	1	24		16.69	16.85	16.80		
10+5	1	49	1	0		24.87	24.77	24.86		
10+5	50	0	25	0	64-QAM	22.44	22.02	21.97	18.61	0.0726
10+5	1	0	1	24		16.65	16.25	16.33		
10+5	1	49	1	0		22.71	22.69	22.58		
10+5	50	0	25	0	256-QAM	20.52	20.06	20.02	16.60	0.0457
10+5	1	0	1	24		16.36	16.41	16.45		
10+5	1	49	1	0		20.70	20.66	20.58		
5+10	25	0	50	0	QPSK	23.43	23.01	23.49	21.37	0.1371
5+10	1	0	1	49		16.15	16.23	16.20		
5+10	1	24	1	0		25.47	25.38	25.41		
5+10	25	0	50	0	16-QAM	22.49	22.08	22.50	20.67	0.1167
5+10	1	0	1	49		16.63	16.58	16.63		
5+10	1	24	1	0		24.77	24.74	24.70		
5+10	25	0	50	0	64-QAM	22.45	22.04	22.50	18.70	0.0741
5+10	1	0	1	49		16.29	16.33	16.66		
5+10	1	24	1	0		22.71	22.69	22.80		
5+10	25	0	50	0	256-QAM	20.52	20.04	20.61	16.82	0.0481
5+10	1	0	1	49		16.40	16.28	16.54		
5+10	1	24	1	0		20.92	20.80	20.80		
5+5	25	0	25	0	QPSK	26.29	23.24	23.58	23.09	0.2037
5+5	1	0	1	24		27.06	27.19	16.98		
5+5	1	24	1	0		27.16	27.12	25.37		
5+5	25	0	25	0	16-QAM	25.32	23.28	22.61	22.45	0.1758
5+5	1	0	1	24		25.93	24.99	17.31		
5+5	1	24	1	0		26.55	26.32	24.59		
5+5	25	0	25	0	64-QAM	24.31	22.23	22.57	21.56	0.1432
5+5	1	0	1	24		25.01	25.03	17.25		
5+5	1	24	1	0		25.66	25.42	22.57		
5+5	25	0	25	0	256-QAM	22.08	20.28	20.54	18.58	0.0721
5+5	1	0	1	24		22.67	22.58	17.21		
5+5	1	24	1	0		22.68	22.60	20.92		
Limit	EIRP < 1W					Result			Pass	



LTE Band 66C_CA Maximum Average Power [dBm] (GT - LC = -4.1 dB)										
BW [MHz]	PCC		SCC		Mod	Lowest	Middle	Highest	EIRP (dBm)	EIRP (W)
	RB Size	RB Offset	RB Size	RB Offset						
20+20	100	0	100	0	QPSK	23.42	22.85	23.12	21.51	0.1416
20+20	1	0	1	99		17.70	17.37	17.58		
20+20	1	99	1	0		25.40	25.61	25.53		
20+20	100	0	100	0	16-QAM	22.23	21.92	22.13	20.86	0.1219
20+20	1	0	1	99		18.16	18.23	18.19		
20+20	1	99	1	0		24.86	24.96	24.56		
20+20	100	0	100	0	64-QAM	22.42	21.84	22.34	18.89	0.0774
20+20	1	0	1	99		18.17	18.71	18.52		
20+20	1	99	1	0		22.99	22.58	22.82		
20+20	100	0	100	0	256-QAM	20.27	19.86	20.43	16.59	0.0456
20+20	1	0	1	99		17.84	17.42	17.55		
20+20	1	99	1	0		20.69	20.16	20.64		
20+15	100	0	75	0	QPSK	23.94	22.83	23.62	21.38	0.1374
20+15	1	0	1	74		17.88	17.80	17.78		
20+15	1	74	1	0		25.48	25.45	25.45		
20+15	100	0	75	0	16-QAM	22.59	21.84	22.29	20.91	0.1233
20+15	1	0	1	74		18.34	18.26	18.29		
20+15	1	74	1	0		24.93	24.96	25.01		
20+15	100	0	75	0	64-QAM	22.43	21.88	22.37	18.62	0.0728
20+15	1	0	1	74		18.23	17.96	18.31		
20+15	1	74	1	0		22.72	22.25	22.65		
20+15	100	0	75	0	256-QAM	20.48	20.44	20.22	16.77	0.0475
20+15	1	0	1	74		18.13	18.26	18.08		
20+15	1	74	1	0		20.86	20.87	20.59		
15+20	75	0	100	0	QPSK	23.87	22.84	23.20	21.40	0.1380
15+20	1	0	1	99		17.68	17.65	17.69		
15+20	1	74	1	0		25.47	25.50	25.26		
15+20	75	0	100	0	16-QAM	22.54	21.82	22.17	21.21	0.1321
15+20	1	0	1	99		18.21	18.21	18.07		
15+20	1	74	1	0		25.31	24.28	24.79		
15+20	75	0	100	0	64-QAM	22.41	21.82	22.16	18.99	0.0793
15+20	1	0	1	99		18.08	18.16	18.17		
15+20	1	74	1	0		22.70	22.42	23.09		
15+20	75	0	100	0	256-QAM	20.36	19.93	20.11	16.58	0.0455
15+20	1	0	1	99		18.05	18.12	17.92		
15+20	1	74	1	0		20.68	20.52	20.50		
Limit	EIRP < 1W					Result			Pass	



LTE Band 66C_CA Maximum Average Power [dBm] (GT - LC = -4.1 dB)										
BW [MHz]	PCC		SCC		Mod	Lowest	Middle	Highest	EIRP (dBm)	EIRP (W)
	RB Size	RB Offset	RB Size	RB Offset						
20+10	100	0	50	0	QPSK	23.47	22.94	23.31	21.35	0.1365
20+10	1	0	1	49		17.92	17.83	18.00		
20+10	1	99	1	0		25.44	25.45	25.21		
20+10	100	0	50	0	16-QAM	22.35	21.96	22.24	20.56	0.1138
20+10	1	0	1	49		18.47	18.13	18.36		
20+10	1	99	1	0		24.66	24.21	24.65		
20+10	100	0	50	0	64-QAM	22.41	21.88	22.36	18.61	0.0726
20+10	1	0	1	49		18.28	18.02	18.47		
20+10	1	99	1	0		22.71	22.34	22.43		
20+10	100	0	50	0	256-QAM	20.45	20.07	20.29	16.60	0.0457
20+10	1	0	1	49		18.31	18.36	18.26		
20+10	1	99	1	0		20.70	20.56	20.51		
10+20	50	0	100	0	QPSK	23.15	22.93	23.19	21.09	0.1285
10+20	1	0	1	99		17.49	17.23	17.56		
10+20	1	49	1	0		25.16	24.95	25.19		
10+20	50	0	100	0	16-QAM	22.12	21.85	21.99	20.54	0.1132
10+20	1	0	1	99		17.94	17.58	18.01		
10+20	1	49	1	0		24.46	24.58	24.64		
10+20	50	0	100	0	64-QAM	22.07	21.87	21.97	18.41	0.0693
10+20	1	0	1	99		17.85	17.50	18.13		
10+20	1	49	1	0		22.37	22.36	22.51		
10+20	50	0	100	0	256-QAM	20.33	19.92	20.21	16.58	0.0455
10+20	1	0	1	99		18.14	18.11	17.98		
10+20	1	49	1	0		20.68	20.28	20.62		
20+5	100	0	25	0	QPSK	23.59	23.02	23.65	21.60	0.1445
20+5	1	0	1	24		18.08	18.09	18.18		
20+5	1	99	1	0		25.44	25.70	25.15		
20+5	100	0	25	0	16-QAM	22.49	22.02	22.06	20.70	0.1175
20+5	1	0	1	24		18.55	18.66	18.52		
20+5	1	99	1	0		24.80	24.11	24.13		
20+5	100	0	25	0	64-QAM	22.41	22.02	22.08	19.22	0.0836
20+5	1	0	1	24		18.49	18.58	18.55		
20+5	1	99	1	0		23.01	23.00	23.32		
20+5	100	0	25	0	256-QAM	20.50	20.04	20.14	16.51	0.0448
20+5	1	0	1	24		18.26	18.55	18.56		
20+5	1	99	1	0		20.61	20.58	20.55		
Limit	EIRP < 1W					Result			Pass	



LTE Band 66C_CA Maximum Average Power [dBm] (GT - LC = -4.1 dB)										
BW [MHz]	PCC		SCC		Mod	Lowest	Middle	Highest	EIRP (dBm)	EIRP (W)
	RB Size	RB Offset	RB Size	RB Offset						
5+20	25	0	100	0	QPSK	23.49	23.00	23.26	21.84	0.1528
5+20	1	0	1	99		17.83	17.58	17.74		
5+20	1	24	1	0		25.94	25.86	25.83		
5+20	25	0	100	0	16-QAM	21.50	21.96	22.80	20.99	0.1256
5+20	1	0	1	99		18.20	18.16	18.19		
5+20	1	24	1	0		24.68	24.52	25.09		
5+20	25	0	100	0	64-QAM	22.76	21.94	21.56	18.99	0.0793
5+20	1	0	1	99		18.17	18.20	18.23		
5+20	1	24	1	0		22.56	22.66	23.09		
5+20	25	0	100	0	256-QAM	20.37	19.99	20.34	16.50	0.0447
5+20	1	0	1	99		18.04	18.52	17.91		
5+20	1	24	1	0		20.60	20.58	20.42		
Limit	EIRP < 1W				Result			Pass		



LTE Band 66C_CA Maximum Average Power [dBm] (GT - LC = -4.1 dB)										
BW [MHz]	PCC		SCC		Mod	Lowest	Middle	Highest	EIRP (dBm)	EIRP (W)
	RB Size	RB Offset	RB Size	RB Offset						
15+10	75	0	50	0	QPSK	23.20	23.01	23.06	21.29	0.1346
15+10	1	0	1	49		17.55	17.48	17.65		
15+10	1	74	1	0		25.39	25.05	25.05		
15+10	75	0	50	0	16-QAM	22.14	21.97	21.96	20.56	0.1138
15+10	1	0	1	49		18.04	18.10	18.23		
15+10	1	74	1	0		24.52	24.66	24.39		
15+10	75	0	50	0	64-QAM	22.14	21.94	21.97	18.38	0.0689
15+10	1	0	1	49		18.05	18.06	18.04		
15+10	1	74	1	0		22.48	22.39	22.25		
15+10	75	0	50	0	256-QAM	20.40	20.01	20.34	16.61	0.0458
15+10	1	0	1	49		18.23	18.58	18.32		
15+10	1	74	1	0		20.71	20.47	20.54		
10+15	50	0	75	0	QPSK	23.25	23.02	22.99	21.05	0.1274
10+15	1	0	1	74		17.52	17.37	17.61		
10+15	1	49	1	0		25.15	24.99	24.96		
10+15	50	0	75	0	16-QAM	22.16	21.90	21.98	20.56	0.1138
10+15	1	0	1	74		17.94	17.96	18.32		
10+15	1	49	1	0		24.66	24.55	24.27		
10+15	50	0	75	0	64-QAM	22.15	21.99	21.90	18.26	0.0670
10+15	1	0	1	74		18.00	17.42	17.98		
10+15	1	49	1	0		22.34	22.36	22.27		
10+15	50	0	75	0	256-QAM	20.32	20.02	20.32	16.57	0.0454
10+15	1	0	1	74		18.14	18.11	18.16		
10+15	1	49	1	0		20.58	20.67	20.60		
15+15	75	0	75	0	QPSK	23.96	22.94	23.18	21.27	0.1340
15+15	1	0	1	74		17.66	17.77	17.94		
15+15	1	74	1	0		25.37	25.19	25.24		
15+15	75	0	75	0	16-QAM	22.50	21.89	22.36	21.06	0.1276
15+15	1	0	1	74		18.11	18.02	18.27		
15+15	1	74	1	0		25.16	24.98	24.89		
15+15	75	0	75	0	64-QAM	22.58	21.93	22.79	18.80	0.0759
15+15	1	0	1	74		18.17	17.99	18.25		
15+15	1	74	1	0		22.55	22.65	22.90		
15+15	75	0	75	0	256-QAM	20.32	19.90	20.15	16.54	0.0451
15+15	1	0	1	74		18.22	18.04	18.19		
15+15	1	74	1	0		20.64	20.43	20.41		
Limit	EIRP < 1W					Result			Pass	



LTE Band 7C_CA Maximum Average Power [dBm] (GT - LC = -0.9 dB)										
BW [MHz]	PCC		SCC		Mod	Lowest	Middle	Highest	EIRP (dBm)	EIRP (W)
	RB Size	RB Offset	RB Size	RB Offset						
20+20	100	0	100	0	QPSK	20.76	20.87	20.77	22.15	0.1641
20+20	1	0	1	99		14.77	15.24	15.84		
20+20	1	99	1	0		22.90	22.82	23.05		
20+20	100	0	100	0	16-QAM	19.78	19.99	19.68	21.54	0.1426
20+20	1	0	1	99		15.23	15.12	15.42		
20+20	1	99	1	0		22.44	22.36	22.36		
20+20	100	0	100	0	64-QAM	19.77	19.92	19.85	19.75	0.0944
20+20	1	0	1	99		15.12	15.28	15.42		
20+20	1	99	1	0		20.22	20.65	20.15		
20+20	100	0	100	0	256-QAM	17.68	17.85	17.55	17.32	0.0540
20+20	1	0	1	99		14.96	14.82	14.98		
20+20	1	99	1	0		18.14	18.22	18.20		
20+15	100	0	75	0	QPSK	20.76	20.97	21.09	22.05	0.1603
20+15	1	0	1	74		14.89	15.41	15.55		
20+15	1	99	1	0		22.85	22.81	22.95		
20+15	100	0	75	0	16-QAM	19.71	19.92	20.13	23.22	0.2099
20+15	1	0	1	74		15.48	15.33	16.45		
20+15	1	99	1	0		22.31	22.45	24.12		
20+15	100	0	75	0	64-QAM	19.75	19.90	20.04	19.31	0.0853
20+15	1	0	1	74		15.27	15.36	16.16		
20+15	1	99	1	0		20.18	20.10	20.21		
20+15	100	0	75	0	256-QAM	17.61	17.79	17.95	17.42	0.0552
20+15	1	0	1	74		15.09	15.12	16.15		
20+15	1	99	1	0		18.11	18.23	18.32		
15+20	75	0	100	0	QPSK	20.62	20.97	20.98	23.79	0.2393
15+20	1	0	1	99		14.72	15.29	24.69		
15+20	1	74	1	0		22.88	22.82	22.96		
15+20	75	0	100	0	16-QAM	19.72	19.85	20.06	21.53	0.1422
15+20	1	0	1	99		15.19	15.52	16.21		
15+20	1	74	1	0		22.38	22.31	22.43		
15+20	75	0	100	0	64-QAM	19.81	19.79	20.05	19.40	0.0871
15+20	1	0	1	99		15.11	15.20	16.02		
15+20	1	74	1	0		20.19	20.30	20.27		
15+20	75	0	100	0	256-QAM	17.60	17.76	17.86	17.35	0.0543
15+20	1	0	1	99		15.03	15.01	16.08		
15+20	1	74	1	0		18.18	18.25	18.19		
Limit	EIRP < 2W					Result			Pass	



LTE Band 7C_CA Maximum Average Power [dBm] (GT - LC = -0.9 dB)										
BW [MHz]	PCC		SCC		Mod	Lowest	Middle	Highest	EIRP (dBm)	EIRP (W)
	RB Size	RB Offset	RB Size	RB Offset						
20+10	100	0	75	0	QPSK	20.80	21.10	21.16	22.09	0.1618
20+10	1	0	1	74		14.94	15.57	15.82		
20+10	1	99	1	0		22.92	22.93	22.99		
20+10	100	0	75	0	16-QAM	19.76	19.98	20.06	21.80	0.1514
20+10	1	0	1	74		15.27	15.20	16.27		
20+10	1	99	1	0		22.29	22.13	22.70		
20+10	100	0	75	0	64-QAM	19.85	20.01	20.08	19.33	0.0857
20+10	1	0	1	74		15.21	14.99	16.21		
20+10	1	99	1	0		20.23	20.12	20.20		
20+10	100	0	75	0	256-QAM	17.76	17.98	18.08	17.40	0.0550
20+10	1	0	1	74		15.25	15.21	16.10		
20+10	1	99	1	0		18.19	18.30	18.18		
10+20	75	0	100	0	QPSK	20.73	20.97	20.99	22.06	0.1607
10+20	1	0	1	99		14.78	15.26	15.62		
10+20	1	74	1	0		22.92	22.89	22.96		
10+20	75	0	100	0	16-QAM	19.64	19.81	20.11	21.54	0.1426
10+20	1	0	1	99		15.18	15.20	15.81		
10+20	1	74	1	0		22.43	22.43	22.44		
10+20	75	0	100	0	64-QAM	19.77	19.99	20.03	19.46	0.0883
10+20	1	0	1	99		15.20	15.12	15.89		
10+20	1	74	1	0		20.33	20.36	20.33		
10+20	75	0	100	0	256-QAM	17.61	17.87	18.00	17.52	0.0565
10+20	1	0	1	99		15.03	15.22	16.18		
10+20	1	74	1	0		18.30	18.42	18.26		
15+15	75	0	100	0	QPSK	20.71	20.91	21.07	22.06	0.1607
15+15	1	0	1	99		14.87	15.48	15.77		
15+15	1	74	1	0		22.84	22.81	22.96		
15+15	75	0	100	0	16-QAM	19.78	20.00	20.16	21.66	0.1466
15+15	1	0	1	99		15.37	15.05	16.31		
15+15	1	74	1	0		22.43	22.21	22.56		
15+15	75	0	100	0	64-QAM	19.70	19.96	20.10	19.43	0.0877
15+15	1	0	1	99		15.13	15.20	16.00		
15+15	1	74	1	0		20.27	20.33	20.26		
15+15	75	0	100	0	256-QAM	17.64	17.91	17.96	17.39	0.0548
15+15	1	0	1	99		15.16	15.18	16.08		
15+15	1	74	1	0		18.23	18.27	18.29		
Limit	EIRP < 2W					Result			Pass	



LTE Band 7C_CA Maximum Average Power [dBm] (GT - LC = -0.9 dB)										
BW [MHz]	PCC		SCC		Mod	Lowest	Middle	Highest	EIRP (dBm)	EIRP (W)
	RB Size	RB Offset	RB Size	RB Offset						
15+10	75	0	100	0	QPSK	20.76	20.97	21.07	22.02	0.1592
15+10	1	0	1	99		14.91	15.57	15.74		
15+10	1	74	1	0		22.92	22.88	22.91		
15+10	75	0	100	0	16-QAM	19.77	20.08	20.09	21.49	0.1409
15+10	1	0	1	99		15.38	15.44	16.52		
15+10	1	74	1	0		22.39	22.31	22.26		
15+10	75	0	100	0	64-QAM	19.73	20.03	20.10	19.44	0.0879
15+10	1	0	1	99		15.24	14.99	16.05		
15+10	1	74	1	0		20.07	19.65	20.34		
15+10	75	0	100	0	256-QAM	17.71	17.97	18.04	17.30	0.0537
15+10	1	0	1	99		15.43	15.36	16.24		
15+10	1	74	1	0		18.16	18.12	18.20		
Limit	EIRP < 2W					Result			Pass	





LTE Band 41C_CA Maximum Average Power [dBm] (GT - LC = -0.7 dB)										
BW [MHz]	PCC		SCC		Mod	Lowest	Middle	Highest	EIRP (dBm)	EIRP (W)
	RB Size	RB Offset	RB Size	RB Offset						
20+20	100	0	100	0	QPSK	18.42	18.78	18.67	18.08	0.0643
20+20	1	0	1	99		8.18	8.36	8.48		
20+20	1	99	1	0		8.24	8.36	8.44		
20+20	100	0	100	0	16-QAM	17.45	17.76	17.56	17.06	0.0508
20+20	1	0	1	99		10.30	10.52	10.45		
20+20	1	99	1	0		10.34	10.22	10.36		
20+20	100	0	100	0	64-QAM	17.40	17.73	17.58	17.03	0.0505
20+20	1	0	1	99		7.11	7.25	7.25		
20+20	1	99	1	0		7.21	7.36	7.42		
20+20	100	0	100	0	256-QAM	16.58	16.74	16.56	16.04	0.0402
20+20	1	0	1	99		5.94	5.77	5.34		
20+20	1	99	1	0		5.91	5.89	5.78		
20+15	100	0	75	0	QPSK	18.46	18.77	18.75	18.07	0.0641
20+15	1	0	1	74		8.22	8.41	8.56		
20+15	1	99	1	0		8.23	8.35	8.48		
20+15	100	0	75	0	16-QAM	17.44	17.72	17.72	17.02	0.0504
20+15	1	0	1	74		10.39	10.41	10.59		
20+15	1	99	1	0		10.34	10.36	10.64		
20+15	100	0	75	0	64-QAM	17.45	17.71	17.71	17.01	0.0502
20+15	1	0	1	74		7.19	7.22	7.46		
20+15	1	99	1	0		7.28	7.21	7.48		
20+15	100	0	75	0	256-QAM	16.59	16.72	16.92	16.22	0.0419
20+15	1	0	1	74		5.89	5.79	6.11		
20+15	1	99	1	0		5.98	5.99	6.05		
15+20	75	0	100	0	QPSK	18.47	18.71	18.72	18.02	0.0634
15+20	1	0	1	99		8.19	8.34	8.47		
15+20	1	74	1	0		8.24	8.37	8.51		
15+20	75	0	100	0	16-QAM	17.46	17.70	17.76	17.06	0.0508
15+20	1	0	1	99		10.30	10.23	10.68		
15+20	1	74	1	0		10.35	10.63	10.68		
15+20	75	0	100	0	64-QAM	17.44	17.70	19.72	19.02	0.0798
15+20	1	0	1	99		7.13	7.12	7.54		
15+20	1	74	1	0		7.19	7.25	7.51		
15+20	75	0	100	0	256-QAM	16.60	16.69	16.90	16.20	0.0417
15+20	1	0	1	99		5.94	5.89	6.22		
15+20	1	74	1	0		5.93	5.96	6.21		
Limit	EIRP < 2W					Result			Pass	



LTE Band 41C_CA Maximum Average Power [dBm] (GT - LC = -0.7 dB)										
BW [MHz]	PCC		SCC		Mod	Lowest	Middle	Highest	EIRP (dBm)	EIRP (W)
	RB Size	RB Offset	RB Size	RB Offset						
20+10	100	0	50	0	QPSK	18.49	18.75	18.84	18.14	0.0652
20+10	1	0	1	49		8.22	8.39	8.59		
20+10	1	99	1	0		8.26	8.39	8.51		
20+10	100	0	50	0	16-QAM	17.49	17.74	17.85	17.15	0.0519
20+10	1	0	1	49		10.36	10.45	10.69		
20+10	1	99	1	0		10.46	10.24	10.75		
20+10	100	0	50	0	64-QAM	17.48	17.73	17.84	17.14	0.0518
20+10	1	0	1	49		7.24	7.65	7.58		
20+10	1	99	1	0		7.32	7.42	7.50		
20+10	100	0	50	0	256-QAM	16.65	16.81	17.01	16.31	0.0428
20+10	1	0	1	49		5.92	5.82	6.26		
20+10	1	99	1	0		5.96	5.91	6.25		
10+20	50	0	100	0	QPSK	18.46	18.73	18.74	18.04	0.0637
10+20	1	0	1	99		8.20	8.33	8.46		
10+20	1	49	1	0		8.26	8.37	8.52		
10+20	50	0	100	0	16-QAM	17.45	17.71	17.76	17.06	0.0508
10+20	1	0	1	99		10.32	10.40	10.64		
10+20	1	49	1	0		10.42	10.36	10.72		
10+20	50	0	100	0	64-QAM	17.44	17.72	17.75	17.05	0.0507
10+20	1	0	1	99		7.21	7.25	7.52		
10+20	1	49	1	0		7.28	7.16	7.49		
10+20	50	0	100	0	256-QAM	16.65	16.75	16.96	16.26	0.0423
10+20	1	0	1	99		5.99	5.97	6.22		
10+20	1	49	1	0		5.99	5.99	6.23		
20+5	100	0	25	0	QPSK	18.48	18.77	18.86	18.16	0.0655
20+5	1	0	1	24		8.34	8.52	8.73		
20+5	1	99	1	0		8.25	8.40	8.54		
20+5	100	0	25	0	16-QAM	17.49	17.79	17.82	17.12	0.0515
20+5	1	0	1	24		10.26	10.31	10.23		
20+5	1	99	1	0		10.48	10.25	10.34		
20+5	100	0	25	0	64-QAM	17.46	17.76	17.85	17.15	0.0519
20+5	1	0	1	24		7.18	7.46	7.52		
20+5	1	99	1	0		7.15	7.21	7.43		
20+5	100	0	25	0	256-QAM	16.65	16.80	16.81	16.11	0.0408
20+5	1	0	1	24		5.89	5.92	5.82		
20+5	1	99	1	0		5.87	5.84	5.91		
Limit	EIRP < 2W					Result			Pass	



LTE Band 41C_CA Maximum Average Power [dBm] (GT - LC = -0.7 dB)										
BW [MHz]	PCC		SCC		Mod	Lowest	Middle	Highest	EIRP (dBm)	EIRP (W)
	RB Size	RB Offset	RB Size	RB Offset						
5+20	25	0	100	0	QPSK	18.46	18.71	18.80	18.10	0.0646
5+20	1	0	1	99		8.27	8.41	8.54		
5+20	1	24	1	0		8.31	8.44	8.60		
5+20	25	0	100	0	16-QAM	17.47	17.77	17.83	17.13	0.0516
5+20	1	0	1	99		10.31	10.24	10.56		
5+20	1	24	1	0		10.32	10.52	10.61		
5+20	25	0	100	0	64-QAM	17.44	17.73	17.81	17.11	0.0514
5+20	1	0	1	99		7.31	7.45	7.38		
5+20	1	24	1	0		7.28	7.22	7.50		
5+20	25	0	100	0	256-QAM	16.58	16.75	16.93	16.23	0.0420
5+20	1	0	1	99		6.00	5.80	6.12		
5+20	1	24	1	0		5.93	5.84	6.17		
15+10	75	0	50	0	QPSK	18.47	18.75	18.85	18.15	0.0653
15+10	1	0	1	49		8.28	8.44	8.59		
15+10	1	74	1	0		8.34	8.44	8.59		
15+10	75	0	50	0	16-QAM	17.50	17.73	17.87	17.17	0.0521
15+10	1	0	1	49		10.43	10.36	10.68		
15+10	1	74	1	0		10.44	10.42	10.64		
15+10	75	0	50	0	64-QAM	17.50	17.76	17.85	17.15	0.0519
15+10	1	0	1	49		7.26	7.55	7.59		
15+10	1	74	1	0		7.29	7.45	7.47		
15+10	75	0	50	0	256-QAM	16.68	16.78	17.04	16.34	0.0431
15+10	1	0	1	49		5.95	5.86	6.19		
15+10	1	74	1	0		5.89	5.94	6.17		
10+15	50	0	75	0	QPSK	18.47	18.74	18.84	18.14	0.0652
10+15	1	0	1	74		8.27	8.43	8.60		
10+15	1	49	1	0		8.30	8.43	8.61		
10+15	50	0	75	0	16-QAM	17.54	17.72	17.84	17.14	0.0518
10+15	1	0	1	74		10.42	10.22	10.56		
10+15	1	49	1	0		10.48	10.72	10.58		
10+15	50	0	75	0	64-QAM	17.47	17.75	17.84	17.14	0.0518
10+15	1	0	1	74		7.14	7.49	7.49		
10+15	1	49	1	0		7.23	7.85	7.51		
10+15	50	0	75	0	256-QAM	16.62	16.76	16.99	16.29	0.0426
10+15	1	0	1	74		5.95	5.89	6.06		
10+15	1	49	1	0		5.93	5.91	6.11		
Limit	EIRP < 2W					Result			Pass	



LTE Band 41C_CA Maximum Average Power [dBm] (GT - LC = -0.7 dB)										
15+15	75	0	75	0	QPSK	18.45	18.75	18.74	18.05	0.0638
15+15	1	0	1	74		8.23	8.37	8.55		
15+15	1	74	1	0		8.25	8.37	8.52		
15+15	75	0	75	0	16-QAM	17.43	17.74	17.70	17.04	0.0506
15+15	1	0	1	74		10.43	10.56	10.58		
15+15	1	74	1	0		10.43	10.55	10.54		
15+15	75	0	75	0	64-QAM	17.45	17.76	17.70	17.06	0.0508
15+15	1	0	1	74		7.14	7.16	7.51		
15+15	1	74	1	0		7.15	7.20	7.48		
15+15	75	0	75	0	256-QAM	16.62	16.78	16.95	16.25	0.0422
15+15	1	0	1	74		5.96	5.99	6.20		
15+15	1	74	1	0		5.94	5.94	6.21		
Limit	EIRP < 2W					Result			Pass	



<ASDIV Antenna>

LTE Band 2 Maximum Average Power [dBm] (GT - LC = -2.7 dB)								
BW [MHz]	RB Size	RB Offset	Mod	Lowest	Middle	Highest	EIRP (dBm)	EIRP (W)
20	1	0	QPSK	23.89	24.07	23.98	21.37	0.1371
20	1	49		23.81	23.74	23.66		
20	1	99		23.73	23.48	23.71		
20	50	0		22.95	22.99	22.87		
20	50	24		22.94	22.85	22.77		
20	50	50		22.89	22.70	22.72		
20	100	0		22.90	22.91	22.83		
20	1	0	16-QAM	23.34	23.34	23.25	20.64	0.1159
20	1	49		23.20	23.13	22.88		
20	1	99		23.17	22.86	23.02		
20	50	0		21.98	21.99	21.88		
20	50	24		22.00	21.92	21.79		
20	50	50		21.95	21.78	21.76		
20	100	0		21.95	21.88	21.83		
20	1	0	64-QAM	22.06	22.31	22.25	19.61	0.0914
20	1	49		21.98	22.13	21.85		
20	1	99		22.04	21.85	21.86		
20	50	0		21.03	21.05	20.91		
20	50	24		21.01	20.95	20.83		
20	50	50		20.95	20.81	20.80		
20	100	0		20.99	20.91	20.86		
20	1	0	256-QAM	19.00	19.07	19.02	16.38	0.0435
20	1	49		18.82	18.89	18.85		
20	1	99		18.81	18.82	18.73		
20	50	0		19.03	19.08	19.00		
20	50	24		18.90	18.99	18.97		
20	50	50		18.90	18.93	18.86		
20	100	0		18.91	18.97	18.92		
Limit	EIRP < 2W			Result			Pass	



LTE Band 2 Maximum Average Power [dBm] (GT - LC = -2.7 dB)								
BW [MHz]	RB Size	RB Offset	Mod	Lowest	Middle	Highest	EIRP (dBm)	EIRP (W)
15	1	0	QPSK	23.83	24.06	23.88	21.36	0.1368
15	1	37		23.72	23.66	23.65		
15	1	74		23.70	23.42	23.68		
15	36	0		22.95	22.94	22.78		
15	36	20		22.84	22.84	22.76		
15	36	39		22.83	22.70	22.68		
15	75	0		22.89	22.83	22.83		
15	1	0	16-QAM	23.34	23.24	23.17	20.64	0.1159
15	1	37		23.12	23.06	22.87		
15	1	74		23.17	22.86	22.92		
15	36	0		21.96	21.92	21.88		
15	36	20		21.91	21.87	21.71		
15	36	39		21.86	21.68	21.72		
15	75	0		21.88	21.80	21.76		
15	1	0	64-QAM	22.06	22.31	22.19	19.61	0.0914
15	1	37		21.92	22.04	21.75		
15	1	74		21.99	21.85	21.81		
15	36	0		20.95	21.01	20.90		
15	36	20		20.94	20.95	20.80		
15	36	39		20.90	20.81	20.80		
15	75	0		20.94	20.83	20.81		
15	1	0	256-QAM	18.94	19.06	18.98	16.36	0.0433
15	1	37		18.72	18.89	18.83		
15	1	74		18.77	18.75	18.67		
15	36	0		19.02	19.02	18.90		
15	36	20		18.83	18.91	18.97		
15	36	39		18.85	18.90	18.82		
15	75	0		18.85	18.97	18.84		
Limit	EIRP < 2W			Result			Pass	



LTE Band 2 Maximum Average Power [dBm] (GT - LC = -2.7 dB)								
BW [MHz]	RB Size	RB Offset	Mod	Lowest	Middle	Highest	EIRP (dBm)	EIRP (W)
10	1	0	QPSK	23.87	24.05	23.90	21.35	0.1365
10	1	25		23.77	23.65	23.64		
10	1	49		23.69	23.43	23.70		
10	25	0		22.95	22.89	22.79		
10	25	12		22.89	22.83	22.69		
10	25	25		22.85	22.68	22.62		
10	50	0		22.85	22.87	22.80		
10	1	0	16-QAM	23.31	23.28	23.22	20.61	0.1151
10	1	25		23.16	23.08	22.86		
10	1	49		23.17	22.81	22.94		
10	25	0		21.88	21.91	21.85		
10	25	12		21.99	21.89	21.72		
10	25	25		21.86	21.76	21.76		
10	50	0		21.94	21.79	21.75		
10	1	0	64-QAM	22.03	22.30	22.20	19.60	0.0912
10	1	25		21.93	22.04	21.75		
10	1	49		21.96	21.82	21.86		
10	25	0		20.97	21.02	20.89		
10	25	12		20.96	20.89	20.79		
10	25	25		20.89	20.80	20.76		
10	50	0		20.90	20.82	20.82		
10	1	0	256-QAM	18.90	19.07	19.02	16.38	0.0435
10	1	25		18.76	18.86	18.85		
10	1	49		18.74	18.80	18.73		
10	25	0		19.00	19.08	18.92		
10	25	12		18.83	18.93	18.97		
10	25	25		18.86	18.88	18.85		
10	50	0		18.90	18.88	18.87		
Limit	EIRP < 2W			Result			Pass	



LTE Band 2 Maximum Average Power [dBm] (GT - LC = -2.7 dB)								
BW [MHz]	RB Size	RB Offset	Mod	Lowest	Middle	Highest	EIRP (dBm)	EIRP (W)
5	1	0	QPSK	23.89	23.97	23.96	21.27	0.1340
5	1	12		23.71	23.67	23.59		
5	1	24		23.67	23.48	23.62		
5	12	0		22.94	22.92	22.84		
5	12	7		22.92	22.85	22.68		
5	12	13		22.79	22.61	22.71		
5	25	0		22.82	22.83	22.79		
5	1	0	16-QAM	23.30	23.34	23.25	20.64	0.1159
5	1	12		23.18	23.12	22.83		
5	1	24		23.15	22.77	22.96		
5	12	0		21.92	21.98	21.85		
5	12	7		21.91	21.83	21.75		
5	12	13		21.95	21.73	21.68		
5	25	0		21.94	21.84	21.76		
5	1	0	64-QAM	22.06	22.25	22.21	19.55	0.0902
5	1	12		21.96	22.13	21.80		
5	1	24		21.98	21.75	21.77		
5	12	0		20.98	21.04	20.91		
5	12	7		20.92	20.87	20.77		
5	12	13		20.85	20.76	20.72		
5	25	0		20.91	20.83	20.80		
5	1	0	256-QAM	18.92	18.98	18.92	16.36	0.0433
5	1	12		18.79	18.89	18.75		
5	1	24		18.79	18.72	18.70		
5	12	0		18.99	19.06	18.90		
5	12	7		18.86	18.89	18.87		
5	12	13		18.80	18.92	18.78		
5	25	0		18.86	18.89	18.85		
Limit	EIRP < 2W			Result			Pass	





LTE Band 2 Maximum Average Power [dBm] (GT - LC = -2.7 dB)								
BW [MHz]	RB Size	RB Offset	Mod	Lowest	Middle	Highest	EIRP (dBm)	EIRP (W)
3	1	0	QPSK	23.87	23.97	23.90	21.27	0.1340
3	1	8		23.77	23.66	23.56		
3	1	14		23.72	23.38	23.67		
3	8	0		22.91	22.95	22.81		
3	8	4		22.84	22.75	22.71		
3	8	7		22.85	22.69	22.71		
3	15	0		22.82	22.83	22.81		
3	1	0	16-QAM	23.33	23.25	23.21	20.63	0.1156
3	1	8		23.19	23.05	22.84		
3	1	14		23.13	22.77	23.02		
3	8	0		21.94	21.98	21.85		
3	8	4		22.00	21.86	21.76		
3	8	7		21.88	21.70	21.66		
3	15	0		21.94	21.80	21.76		
3	1	0	64-QAM	22.03	22.21	22.15	19.51	0.0893
3	1	8		21.91	22.07	21.82		
3	1	14		21.97	21.79	21.77		
3	8	0		20.98	21.02	20.90		
3	8	4		21.01	20.93	20.76		
3	8	7		20.85	20.80	20.77		
3	15	0		20.97	20.89	20.76		
3	1	0	256-QAM	18.92	19.05	18.96	16.35	0.0432
3	1	8		18.81	18.83	18.76		
3	1	14		18.78	18.82	18.68		
3	8	0		18.98	19.03	18.97		
3	8	4		18.87	18.93	18.88		
3	8	7		18.80	18.86	18.76		
3	15	0		18.86	18.88	18.90		
Limit	EIRP < 2W			Result			Pass	



LTE Band 2 Maximum Average Power [dBm] (GT - LC = -2.7 dB)								
BW [MHz]	RB Size	RB Offset	Mod	Lowest	Middle	Highest	EIRP (dBm)	EIRP (W)
1.4	1	0	QPSK	23.88	24.02	23.90	21.33	0.1358
1.4	1	3		23.84	24.01	23.88		
1.4	1	5		23.85	24.01	23.91		
1.4	3	0		23.81	23.99	23.89		
1.4	3	1		23.79	24.03	23.89		
1.4	3	3		23.83	23.99	23.93		
1.4	6	0		22.93	22.89	22.83		
1.4	1	0	16-QAM	22.94	22.95	22.87	20.25	0.1059
1.4	1	3		22.88	22.95	22.84		
1.4	1	5		22.95	22.91	22.82		
1.4	3	0		22.87	22.95	22.83		
1.4	3	1		22.93	22.90	22.83		
1.4	3	3		22.86	22.95	22.85		
1.4	6	0		21.88	21.98	21.81		
1.4	1	0	64-QAM	21.94	21.89	21.83	19.28	0.0847
1.4	1	3		21.92	21.89	21.79		
1.4	1	5		21.93	21.96	21.88		
1.4	3	0		21.98	21.94	21.78		
1.4	3	1		21.95	21.97	21.87		
1.4	3	3		21.88	21.93	21.79		
1.4	6	0		20.94	21.00	20.86		
1.4	1	0	256-QAM	18.95	18.97	18.95	16.36	0.0433
1.4	1	3		18.72	18.88	18.80		
1.4	1	5		18.79	18.73	18.65		
1.4	3	0		18.98	19.06	18.91		
1.4	3	1		18.80	18.90	18.89		
1.4	3	3		18.82	18.83	18.82		
1.4	6	0		18.89	18.93	18.87		
Limit	EIRP < 2W			Result			Pass	



LTE Band 25 Maximum Average Power [dBm] (GT - LC = -2.7 dB)								
BW [MHz]	RB Size	RB Offset	Mod	Lowest	Middle	Highest	EIRP (dBm)	EIRP (W)
20	1	0	QPSK	23.69	23.94	23.74	21.24	0.1330
20	1	49		23.58	23.56	23.49		
20	1	99		23.51	23.32	23.70		
20	50	0		22.25	22.30	22.21		
20	50	24		22.24	22.28	22.21		
20	50	50		22.28	22.21	22.20		
20	100	0		22.20	22.26	22.26		
20	1	0	16-QAM	23.10	23.18	22.97	20.48	0.1117
20	1	49		22.98	22.90	22.82		
20	1	99		22.95	22.76	23.04		
20	50	0		21.79	21.81	21.64		
20	50	24		21.80	21.76	21.64		
20	50	50		21.75	21.60	21.72		
20	100	0		21.79	21.70	21.70		
20	1	0	64-QAM	22.11	22.12	21.99	19.42	0.0875
20	1	49		22.01	21.83	21.81		
20	1	99		21.87	21.68	21.97		
20	50	0		20.88	20.90	20.72		
20	50	24		20.88	20.78	20.73		
20	50	50		20.84	20.64	20.80		
20	100	0		20.83	20.75	20.73		
20	1	0	256-QAM	18.90	18.97	18.92	16.35	0.0432
20	1	49		18.74	18.77	18.76		
20	1	99		18.67	18.69	18.65		
20	50	0		19.03	19.05	18.99		
20	50	24		18.91	18.95	18.86		
20	50	50		18.82	18.88	18.78		
20	100	0		18.91	18.97	18.88		
Limit	EIRP < 2W			Result			Pass	



LTE Band 25 Maximum Average Power [dBm] (GT - LC = -2.7 dB)								
BW [MHz]	RB Size	RB Offset	Mod	Lowest	Middle	Highest	EIRP (dBm)	EIRP (W)
15	1	0	QPSK	23.60	23.85	23.72	21.15	0.1303
15	1	37		23.54	23.53	23.48		
15	1	74		23.42	23.27	23.65		
15	36	0		22.21	22.30	22.25		
15	36	20		22.21	22.20	22.25		
15	36	39		22.25	22.21	22.29		
15	75	0		22.20	22.26	22.25		
15	1	0	16-QAM	23.10	23.13	22.91	20.43	0.1104
15	1	37		22.92	22.89	22.81		
15	1	74		22.90	22.68	23.03		
15	36	0		21.69	21.79	21.57		
15	36	20		21.77	21.75	21.64		
15	36	39		21.68	21.55	21.62		
15	75	0		21.79	21.68	21.64		
15	1	0	64-QAM	22.10	22.06	21.97	19.40	0.0871
15	1	37		21.92	21.79	21.72		
15	1	74		21.83	21.62	21.95		
15	36	0		20.80	20.81	20.67		
15	36	20		20.82	20.74	20.73		
15	36	39		20.79	20.59	20.71		
15	75	0		20.80	20.71	20.71		
15	1	0	256-QAM	18.84	18.96	18.86	16.32	0.0429
15	1	37		18.64	18.75	18.74		
15	1	74		18.65	18.62	18.63		
15	36	0		19.02	18.96	18.90		
15	36	20		18.86	18.85	18.86		
15	36	39		18.76	18.78	18.76		
15	75	0		18.87	18.97	18.85		
Limit	EIRP < 2W			Result			Pass	



LTE Band 25 Maximum Average Power [dBm] (GT - LC = -2.7 dB)								
BW [MHz]	RB Size	RB Offset	Mod	Lowest	Middle	Highest	EIRP (dBm)	EIRP (W)
10	1	0	QPSK	23.69	23.92	23.64	21.22	0.1324
10	1	25		23.55	23.52	23.49		
10	1	49		23.45	23.31	23.70		
10	25	0		22.21	22.23	22.23		
10	25	12		22.27	22.29	22.24		
10	25	25		22.22	22.21	22.28		
10	50	0		22.24	22.27	22.29		
10	1	0	16-QAM	23.00	23.18	22.91	20.48	0.1117
10	1	25		22.90	22.82	22.77		
10	1	49		22.88	22.76	23.03		
10	25	0		21.79	21.79	21.56		
10	25	12		21.70	21.67	21.64		
10	25	25		21.68	21.51	21.65		
10	50	0		21.72	21.66	21.60		
10	1	0	64-QAM	22.06	22.08	21.89	19.38	0.0867
10	1	25		21.95	21.82	21.73		
10	1	49		21.87	21.65	21.93		
10	25	0		20.87	20.85	20.72		
10	25	12		20.82	20.69	20.63		
10	25	25		20.75	20.57	20.78		
10	50	0		20.81	20.66	20.63		
10	1	0	256-QAM	18.87	18.97	18.86	16.30	0.0427
10	1	25		18.68	18.73	18.67		
10	1	49		18.67	18.64	18.59		
10	25	0		19.00	18.95	18.97		
10	25	12		18.83	18.91	18.85		
10	25	25		18.78	18.83	18.71		
10	50	0		18.90	18.96	18.78		
Limit	EIRP < 2W			Result			Pass	



LTE Band 25 Maximum Average Power [dBm] (GT - LC = -2.7 dB)								
BW [MHz]	RB Size	RB Offset	Mod	Lowest	Middle	Highest	EIRP (dBm)	EIRP (W)
5	1	0	QPSK	23.59	23.91	23.66	21.21	0.1321
5	1	12		23.56	23.46	23.47		
5	1	24		23.48	23.24	23.64		
5	12	0		22.26	22.27	22.27		
5	12	7		22.27	22.20	22.27		
5	12	13		22.21	22.25	22.22		
5	25	0		22.22	22.21	22.26		
5	1	0	16-QAM	23.03	23.14	22.93	20.44	0.1107
5	1	12		22.95	22.85	22.75		
5	1	24		22.86	22.74	22.98		
5	12	0		21.72	21.74	21.64		
5	12	7		21.74	21.76	21.55		
5	12	13		21.72	21.52	21.65		
5	25	0		21.71	21.61	21.62		
5	1	0	64-QAM	22.01	22.03	21.90	19.33	0.0857
5	1	12		21.91	21.81	21.71		
5	1	24		21.81	21.64	21.95		
5	12	0		20.84	20.90	20.65		
5	12	7		20.79	20.75	20.72		
5	12	13		20.75	20.60	20.78		
5	25	0		20.80	20.65	20.71		
5	1	0	256-QAM	18.87	18.89	18.90	16.35	0.0432
5	1	12		18.64	18.68	18.72		
5	1	24		18.57	18.63	18.60		
5	12	0		18.93	19.05	18.91		
5	12	7		18.88	18.86	18.79		
5	12	13		18.78	18.85	18.69		
5	25	0		18.90	18.90	18.80		
Limit	EIRP < 2W			Result			Pass	



LTE Band 25 Maximum Average Power [dBm] (GT - LC = -2.7 dB)								
BW [MHz]	RB Size	RB Offset	Mod	Lowest	Middle	Highest	EIRP (dBm)	EIRP (W)
3	1	0	QPSK	23.63	23.89	23.72	21.19	0.1315
3	1	8		23.50	23.51	23.48		
3	1	14		23.49	23.23	23.64		
3	8	0		22.28	22.20	22.23		
3	8	4		22.24	22.20	22.21		
3	8	7		22.20	22.23	22.24		
3	15	0		22.21	22.22	22.23		
3	1	0	16-QAM	23.01	23.17	22.89	20.47	0.1114
3	1	8		22.92	22.87	22.77		
3	1	14		22.87	22.73	23.00		
3	8	0		21.72	21.73	21.57		
3	8	4		21.75	21.71	21.54		
3	8	7		21.74	21.51	21.64		
3	15	0		21.73	21.65	21.63		
3	1	0	64-QAM	22.05	22.12	21.99	19.42	0.0875
3	1	8		22.00	21.81	21.79		
3	1	14		21.83	21.63	21.97		
3	8	0		20.78	20.88	20.63		
3	8	4		20.80	20.75	20.68		
3	8	7		20.84	20.57	20.70		
3	15	0		20.77	20.69	20.72		
3	1	0	256-QAM	18.82	18.90	18.87	16.34	0.0431
3	1	8		18.67	18.73	18.69		
3	1	14		18.67	18.68	18.61		
3	8	0		18.98	19.04	18.98		
3	8	4		18.81	18.92	18.81		
3	8	7		18.72	18.85	18.75		
3	15	0		18.86	18.96	18.78		
Limit	EIRP < 2W			Result			Pass	



LTE Band 25 Maximum Average Power [dBm] (GT - LC = -2.7 dB)								
BW [MHz]	RB Size	RB Offset	Mod	Lowest	Middle	Highest	EIRP (dBm)	EIRP (W)
1.4	1	0	QPSK	23.63	23.92	23.66	21.23	0.1327
1.4	1	3		23.66	23.93	23.72		
1.4	1	5		23.65	23.88	23.64		
1.4	3	0		23.60	23.91	23.70		
1.4	3	1		23.63	23.90	23.65		
1.4	3	3		23.67	23.90	23.69		
1.4	6	0		22.22	22.29	22.21		
1.4	1	0	16-QAM	22.25	22.30	22.22	19.60	0.0912
1.4	1	3		22.25	22.23	22.21		
1.4	1	5		22.21	22.21	22.22		
1.4	3	0		22.25	22.25	22.27		
1.4	3	1		22.23	22.26	22.26		
1.4	3	3		22.25	22.22	22.20		
1.4	6	0		21.71	21.73	21.55		
1.4	1	0	64-QAM	21.74	21.77	21.61	19.11	0.0815
1.4	1	3		21.77	21.72	21.56		
1.4	1	5		21.72	21.81	21.54		
1.4	3	0		21.72	21.78	21.63		
1.4	3	1		21.78	21.80	21.54		
1.4	3	3		21.78	21.79	21.64		
1.4	6	0		20.87	20.86	20.62		
1.4	1	0	256-QAM	18.81	18.90	18.92	16.33	0.0430
1.4	1	3		18.65	18.69	18.71		
1.4	1	5		18.61	18.59	18.62		
1.4	3	0		18.93	19.03	18.97		
1.4	3	1		18.84	18.88	18.78		
1.4	3	3		18.80	18.83	18.73		
1.4	6	0		18.88	18.89	18.79		
Limit	EIRP < 2W			Result			Pass	





LTE Band 4 Maximum Average Power [dBm] (GT - LC = -3.3 dB)								
BW [MHz]	RB Size	RB Offset	Mod	Lowest	Middle	Highest	EIRP (dBm)	EIRP (W)
20	1	0	QPSK	24.00	24.08	24.07	20.78	0.1197
20	1	49		23.93	23.87	23.80		
20	1	99		23.93	23.78	23.65		
20	50	0		23.04	23.06	23.04		
20	50	24		23.05	23.00	22.96		
20	50	50		23.05	22.95	22.83		
20	100	0		23.03	23.04	22.92		
20	1	0	16-QAM	23.35	23.33	23.56	20.26	0.1062
20	1	49		23.26	23.22	23.28		
20	1	99		23.32	23.16	23.07		
20	50	0		22.05	22.05	22.05		
20	50	24		22.07	22.01	21.95		
20	50	50		22.04	21.95	21.84		
20	100	0		22.07	21.98	21.93		
20	1	0	64-QAM	22.29	22.28	22.34	19.04	0.0802
20	1	49		22.30	22.20	22.17		
20	1	99		22.29	22.04	22.01		
20	50	0		21.08	21.08	21.08		
20	50	24		21.09	21.04	20.99		
20	50	50		21.09	20.97	20.86		
20	100	0		21.06	20.99	20.93		
20	1	0	256-QAM	19.02	19.04	19.04	15.80	0.0380
20	1	49		19.07	19.10	19.02		
20	1	99		18.99	19.06	19.00		
20	50	0		18.86	18.95	18.89		
20	50	24		18.94	18.98	18.98		
20	50	50		18.89	18.94	18.85		
20	100	0		19.00	19.04	19.00		
Limit	EIRP < 1W			Result			Pass	



LTE Band 4 Maximum Average Power [dBm] (GT - LC = -3.3 dB)								
BW [MHz]	RB Size	RB Offset	Mod	Lowest	Middle	Highest	EIRP (dBm)	EIRP (W)
15	1	0	QPSK	23.95	24.06	24.01	20.76	0.1191
15	1	37		23.85	23.85	23.78		
15	1	74		23.93	23.76	23.64		
15	36	0		22.97	22.99	22.95		
15	36	20		23.05	22.93	22.96		
15	36	39		22.96	22.88	22.75		
15	75	0		23.02	22.99	22.86		
15	1	0	16-QAM	23.29	23.32	23.53	20.23	0.1054
15	1	37		23.20	23.17	23.26		
15	1	74		23.30	23.08	23.06		
15	36	0		22.00	22.04	22.02		
15	36	20		22.07	22.01	21.91		
15	36	39		22.03	21.87	21.80		
15	75	0		22.03	21.97	21.93		
15	1	0	64-QAM	22.28	22.23	22.27	18.98	0.0791
15	1	37		22.24	22.18	22.09		
15	1	74		22.25	22.02	22.00		
15	36	0		21.04	21.01	21.06		
15	36	20		21.05	20.95	20.92		
15	36	39		21.08	20.96	20.76		
15	75	0		21.05	20.98	20.93		
15	1	0	256-QAM	18.93	19.03	18.96	15.77	0.0378
15	1	37		19.07	19.06	18.97		
15	1	74		18.90	18.96	18.98		
15	36	0		18.82	18.94	18.79		
15	36	20		18.91	18.96	18.95		
15	36	39		18.87	18.87	18.82		
15	75	0		18.92	19.01	18.93		
Limit	EIRP < 1W			Result			Pass	



LTE Band 4 Maximum Average Power [dBm] (GT - LC = -3.3 dB)								
BW [MHz]	RB Size	RB Offset	Mod	Lowest	Middle	Highest	EIRP (dBm)	EIRP (W)
10	1	0	QPSK	23.99	24.01	24.06	20.76	0.1191
10	1	25		23.84	23.85	23.73		
10	1	49		23.86	23.68	23.59		
10	25	0		23.01	23.06	22.94		
10	25	12		22.98	23.00	22.87		
10	25	25		22.98	22.88	22.73		
10	50	0		23.03	22.99	22.88		
10	1	0	16-QAM	23.31	23.26	23.50	20.20	0.1047
10	1	25		23.18	23.21	23.18		
10	1	49		23.24	23.15	23.06		
10	25	0		22.00	21.96	22.03		
10	25	12		22.05	21.99	21.92		
10	25	25		21.98	21.93	21.78		
10	50	0		22.06	21.96	21.88		
10	1	0	64-QAM	22.24	22.25	22.28	18.98	0.0791
10	1	25		22.24	22.14	22.09		
10	1	49		22.26	21.97	21.96		
10	25	0		21.04	21.02	21.08		
10	25	12		21.06	21.04	20.91		
10	25	25		21.05	20.97	20.78		
10	50	0		21.05	20.90	20.85		
10	1	0	256-QAM	19.00	18.96	18.97	15.72	0.0373
10	1	25		19.00	19.02	19.02		
10	1	49		18.98	18.96	18.96		
10	25	0		18.76	18.92	18.86		
10	25	12		18.84	18.93	18.90		
10	25	25		18.82	18.89	18.82		
10	50	0		18.90	19.02	19.00		
Limit	EIRP < 1W			Result			Pass	



LTE Band 4 Maximum Average Power [dBm] (GT - LC = -3.3 dB)								
BW [MHz]	RB Size	RB Offset	Mod	Lowest	Middle	Highest	EIRP (dBm)	EIRP (W)
5	1	0	QPSK	23.93	24.04	23.99	20.74	0.1186
5	1	12		23.91	23.81	23.71		
5	1	24		23.88	23.76	23.59		
5	12	0		22.97	22.96	23.02		
5	12	7		22.97	22.90	22.87		
5	12	13		22.99	22.92	22.77		
5	25	0		23.02	23.01	22.91		
5	1	0	16-QAM	23.25	23.24	23.46	20.16	0.1038
5	1	12		23.21	23.20	23.19		
5	1	24		23.28	23.07	22.98		
5	12	0		21.98	22.04	21.96		
5	12	7		22.01	21.93	21.94		
5	12	13		22.03	21.91	21.74		
5	25	0		22.01	21.93	21.92		
5	1	0	64-QAM	22.27	22.21	22.26	18.97	0.0789
5	1	12		22.24	22.15	22.14		
5	1	24		22.20	22.04	21.99		
5	12	0		20.98	21.05	21.07		
5	12	7		21.00	21.02	20.98		
5	12	13		21.07	20.92	20.77		
5	25	0		21.03	20.98	20.84		
5	1	0	256-QAM	19.01	19.01	18.98	15.77	0.0378
5	1	12		19.07	19.00	18.92		
5	1	24		18.95	19.02	18.96		
5	12	0		18.80	18.94	18.83		
5	12	7		18.90	18.88	18.96		
5	12	13		18.89	18.92	18.77		
5	25	0		18.98	19.01	19.00		
Limit	EIRP < 1W			Result			Pass	



LTE Band 4 Maximum Average Power [dBm] (GT - LC = -3.3 dB)								
BW [MHz]	RB Size	RB Offset	Mod	Lowest	Middle	Highest	EIRP (dBm)	EIRP (W)
3	1	0	QPSK	23.98	24.02	23.99	20.72	0.1180
3	1	8		23.93	23.84	23.76		
3	1	14		23.84	23.76	23.61		
3	8	0		22.96	23.02	22.98		
3	8	4		23.04	22.96	22.91		
3	8	7		23.01	22.90	22.78		
3	15	0		23.03	22.98	22.85		
3	1	0	16-QAM	23.33	23.28	23.47	20.17	0.1040
3	1	8		23.22	23.16	23.18		
3	1	14		23.31	23.11	23.02		
3	8	0		22.04	22.05	22.02		
3	8	4		22.00	21.97	21.88		
3	8	7		22.03	21.89	21.74		
3	15	0		22.01	21.96	21.86		
3	1	0	64-QAM	22.23	22.22	22.27	18.97	0.0789
3	1	8		22.20	22.19	22.13		
3	1	14		22.19	21.96	21.99		
3	8	0		21.05	20.99	20.99		
3	8	4		21.00	20.96	20.93		
3	8	7		21.05	20.88	20.77		
3	15	0		20.97	20.99	20.84		
3	1	0	256-QAM	18.99	19.04	18.98	15.79	0.0379
3	1	8		19.05	19.09	18.99		
3	1	14		18.96	19.04	18.91		
3	8	0		18.83	18.86	18.82		
3	8	4		18.91	18.89	18.90		
3	8	7		18.80	18.94	18.77		
3	15	0		18.97	18.99	18.96		
Limit	EIRP < 1W			Result			Pass	



LTE Band 4 Maximum Average Power [dBm] (GT - LC = -3.3 dB)								
BW [MHz]	RB Size	RB Offset	Mod	Lowest	Middle	Highest	EIRP (dBm)	EIRP (W)
1.4	1	0	QPSK	23.96	24.06	24.04	20.77	0.1194
1.4	1	3		23.98	24.05	24.06		
1.4	1	5		23.91	24.04	24.03		
1.4	3	0		23.99	24.05	24.06		
1.4	3	1		23.91	23.99	24.07		
1.4	3	3		23.95	23.98	24.05		
1.4	6	0		22.97	23.06	23.04		
1.4	1	0	16-QAM	23.04	22.98	22.95	19.76	0.0946
1.4	1	3		23.01	22.97	22.96		
1.4	1	5		22.99	23.04	23.01		
1.4	3	0		23.01	23.06	22.95		
1.4	3	1		23.04	23.03	23.00		
1.4	3	3		22.94	22.98	23.04		
1.4	6	0		21.95	22.00	22.05		
1.4	1	0	64-QAM	22.04	21.98	21.95	18.74	0.0748
1.4	1	3		22.01	22.01	21.96		
1.4	1	5		21.95	22.00	21.96		
1.4	3	0		22.03	21.98	22.03		
1.4	3	1		22.01	21.98	21.98		
1.4	3	3		22.04	21.96	21.99		
1.4	6	0		21.06	21.04	20.98		
1.4	1	0	256-QAM	19.00	19.04	19.02	15.74	0.0375
1.4	1	3		18.97	19.00	19.00		
1.4	1	5		18.95	18.98	18.95		
1.4	3	0		18.84	18.90	18.81		
1.4	3	1		18.89	18.93	18.97		
1.4	3	3		18.89	18.91	18.75		
1.4	6	0		18.98	18.95	18.98		
Limit	EIRP < 1W			Result			Pass	



LTE Band 5 Maximum Average Power [dBm] (GT - LC = -7.5 dB)								
BW [MHz]	RB Size	RB Offset	Mod	Lowest	Middle	Highest	ERP (dBm)	ERP (W)
10	1	0	QPSK	24.15	24.19	24.18	14.54	0.0284
10	1	25		23.89	23.83	23.84		
10	1	49		24.00	24.02	23.91		
10	25	0		23.12	23.13	23.06		
10	25	12		23.07	23.09	23.06		
10	25	25		23.05	23.06	23.01		
10	50	0		23.09	23.11	23.06		
10	1	0	16-QAM	23.49	23.53	23.47	13.88	0.0244
10	1	25		23.23	23.32	23.33		
10	1	49		23.41	23.38	23.24		
10	25	0		22.14	22.15	22.12		
10	25	12		22.12	22.13	22.10		
10	25	25		22.12	22.10	22.07		
10	50	0		22.12	22.12	22.08		
10	1	0	64-QAM	22.35	22.34	22.38	12.73	0.0187
10	1	25		22.24	22.17	22.13		
10	1	49		22.27	22.22	22.15		
10	25	0		21.14	21.16	21.14		
10	25	12		21.11	21.15	21.11		
10	25	25		21.10	21.12	21.06		
10	50	0		21.14	21.17	21.13		
10	1	0	256-QAM	19.17	19.24	19.18	9.59	0.0091
10	1	25		19.02	19.11	19.03		
10	1	49		18.98	19.06	18.98		
10	25	0		19.15	19.17	19.14		
10	25	12		19.10	19.12	19.05		
10	25	25		19.07	19.09	19.05		
10	50	0		19.08	19.14	19.10		
Limit	ERP < 7W			Result			Pass	



LTE Band 5 Maximum Average Power [dBm] (GT - LC = -7.5 dB)								
BW [MHz]	RB Size	RB Offset	Mod	Lowest	Middle	Highest	ERP (dBm)	ERP (W)
5	1	0	QPSK	24.07	24.09	24.13	14.48	0.0281
5	1	12		23.89	23.80	23.79		
5	1	24		23.99	23.98	23.87		
5	12	0		23.04	23.12	23.06		
5	12	7		23.03	23.02	23.04		
5	12	13		23.00	23.04	22.97		
5	25	0		23.02	23.02	23.03		
5	1	0	16-QAM	23.46	23.45	23.46	13.81	0.0240
5	1	12		23.23	23.31	23.33		
5	1	24		23.38	23.29	23.20		
5	12	0		22.05	22.06	22.12		
5	12	7		22.11	22.09	22.04		
5	12	13		22.09	22.10	22.00		
5	25	0		22.08	22.12	22.08		
5	1	0	64-QAM	22.30	22.26	22.35	12.70	0.0186
5	1	12		22.20	22.17	22.09		
5	1	24		22.17	22.22	22.11		
5	12	0		21.11	21.13	21.08		
5	12	7		21.04	21.10	21.06		
5	12	13		21.03	21.02	21.01		
5	25	0		21.10	21.10	21.11		
5	1	0	256-QAM	19.17	19.19	19.16	9.54	0.0090
5	1	12		18.99	19.08	19.00		
5	1	24		18.90	18.96	18.92		
5	12	0		19.12	19.08	19.14		
5	12	7		19.04	19.07	19.04		
5	12	13		19.06	19.03	19.04		
5	25	0		19.04	19.07	19.09		
Limit	ERP < 7W			Result			Pass	





LTE Band 5 Maximum Average Power [dBm] (GT - LC = -7.5 dB)								
BW [MHz]	RB Size	RB Offset	Mod	Lowest	Middle	Highest	ERP (dBm)	ERP (W)
3	1	0	QPSK	24.08	24.13	24.18	14.53	0.0284
3	1	8		23.80	23.73	23.79		
3	1	14		23.98	24.01	23.89		
3	8	0		23.02	23.10	23.04		
3	8	4		23.01	23.06	22.97		
3	8	7		23.05	22.98	22.91		
3	15	0		23.08	23.11	23.04		
3	1	0	16-QAM	23.39	23.51	23.39	13.86	0.0243
3	1	8		23.19	23.27	23.25		
3	1	14		23.33	23.34	23.16		
3	8	0		22.11	22.10	22.06		
3	8	4		22.11	22.08	22.00		
3	8	7		22.02	22.06	22.02		
3	15	0		22.12	22.06	22.02		
3	1	0	64-QAM	22.30	22.26	22.29	12.65	0.0184
3	1	8		22.23	22.10	22.08		
3	1	14		22.18	22.22	22.06		
3	8	0		21.08	21.12	21.05		
3	8	4		21.05	21.10	21.02		
3	8	7		21.10	21.07	21.06		
3	15	0		21.04	21.09	21.04		
3	1	0	256-QAM	19.07	19.24	19.15	9.59	0.0091
3	1	8		18.94	19.10	18.98		
3	1	14		18.93	18.97	18.88		
3	8	0		19.14	19.09	19.10		
3	8	4		19.06	19.07	19.02		
3	8	7		19.07	19.09	19.00		
3	15	0		18.98	19.13	19.05		
Limit	ERP < 7W			Result			Pass	



LTE Band 5 Maximum Average Power [dBm] (GT - LC = -7.5 dB)								
BW [MHz]	RB Size	RB Offset	Mod	Lowest	Middle	Highest	ERP (dBm)	ERP (W)
1.4	1	0	QPSK	24.09	24.12	24.13	14.53	0.0284
1.4	1	3		24.14	24.17	24.15		
1.4	1	5		24.13	24.18	24.14		
1.4	3	0		24.15	24.11	24.18		
1.4	3	1		24.05	24.09	24.08		
1.4	3	3		24.08	24.14	24.09		
1.4	6	0		23.06	23.10	22.98		
1.4	1	0	16-QAM	23.04	23.07	23.06	13.48	0.0223
1.4	1	3		23.04	23.13	22.99		
1.4	1	5		23.04	23.08	22.97		
1.4	3	0		23.07	23.04	23.00		
1.4	3	1		23.03	23.03	22.97		
1.4	3	3		23.05	23.11	23.00		
1.4	6	0		22.09	22.13	22.08		
1.4	1	0	64-QAM	22.11	22.07	22.12	12.47	0.0177
1.4	1	3		22.07	22.12	22.03		
1.4	1	5		22.11	22.08	22.09		
1.4	3	0		22.06	22.11	22.07		
1.4	3	1		22.09	22.05	22.12		
1.4	3	3		22.12	22.09	22.02		
1.4	6	0		21.13	21.16	21.05		
1.4	1	0	256-QAM	19.14	19.23	19.14	9.58	0.0091
1.4	1	3		18.92	19.11	18.95		
1.4	1	5		18.96	19.01	18.90		
1.4	3	0		19.08	19.16	19.06		
1.4	3	1		19.10	19.11	18.96		
1.4	3	3		19.07	19.07	18.95		
1.4	6	0		19.08	19.07	19.07		
Limit	ERP < 7W			Result			Pass	



LTE Band 7 Maximum Average Power [dBm] (GT - LC = -1.7 dB)								
BW [MHz]	RB Size	RB Offset	Mod	Lowest	Middle	Highest	EIRP (dBm)	EIRP (W)
20	1	0	QPSK	24.37	24.49	24.40	22.79	0.1901
20	1	49		24.25	24.37	24.26		
20	1	99		24.34	24.45	24.32		
20	50	0		23.44	23.53	23.36		
20	50	24		23.46	23.52	23.35		
20	50	50		23.47	23.52	23.36		
20	100	0		23.44	23.49	23.34		
20	1	0	16-QAM	23.80	23.73	23.70	22.13	0.1633
20	1	49		23.76	23.68	23.60		
20	1	99		23.74	23.83	23.62		
20	50	0		22.45	22.50	22.34		
20	50	24		22.46	22.52	22.35		
20	50	50		22.46	22.54	22.35		
20	100	0		22.43	22.48	22.33		
20	1	0	64-QAM	22.49	22.70	22.56	21.07	0.1279
20	1	49		22.50	22.64	22.43		
20	1	99		22.65	22.77	22.46		
20	50	0		21.50	21.55	21.40		
20	50	24		21.49	21.58	21.37		
20	50	50		21.47	21.61	21.38		
20	100	0		21.45	21.52	21.35		
20	1	0	256-QAM	19.49	19.59	19.57	17.89	0.0615
20	1	49		19.44	19.44	19.42		
20	1	99		19.53	19.53	19.53		
20	50	0		19.43	19.52	19.52		
20	50	24		19.43	19.49	19.42		
20	50	50		19.45	19.49	19.45		
20	100	0		19.53	19.53	19.52		
Limit	EIRP < 2W			Result			Pass	



LTE Band 7 Maximum Average Power [dBm] (GT - LC = -1.7 dB)								
BW [MHz]	RB Size	RB Offset	Mod	Lowest	Middle	Highest	EIRP (dBm)	EIRP (W)
15	1	0	QPSK	24.37	24.45	24.37	22.75	0.1884
15	1	37		24.16	24.37	24.20		
15	1	74		24.27	24.37	24.26		
15	36	0		23.35	23.46	23.31		
15	36	20		23.40	23.42	23.26		
15	36	39		23.37	23.44	23.26		
15	75	0		23.43	23.48	23.25		
15	1	0	16-QAM	23.74	23.65	23.68	22.05	0.1603
15	1	37		23.67	23.63	23.50		
15	1	74		23.73	23.75	23.53		
15	36	0		22.37	22.46	22.31		
15	36	20		22.36	22.47	22.32		
15	36	39		22.45	22.53	22.35		
15	75	0		22.40	22.39	22.28		
15	1	0	64-QAM	22.42	22.69	22.49	21.00	0.1259
15	1	37		22.44	22.64	22.36		
15	1	74		22.60	22.70	22.46		
15	36	0		21.50	21.48	21.30		
15	36	20		21.46	21.58	21.36		
15	36	39		21.44	21.52	21.36		
15	75	0		21.41	21.49	21.34		
15	1	0	256-QAM	19.42	19.52	19.54	17.84	0.0608
15	1	37		19.42	19.43	19.34		
15	1	74		19.51	19.45	19.43		
15	36	0		19.38	19.44	19.48		
15	36	20		19.41	19.44	19.32		
15	36	39		19.41	19.49	19.42		
15	75	0		19.44	19.49	19.46		
Limit	EIRP < 2W			Result			Pass	



LTE Band 7 Maximum Average Power [dBm] (GT - LC = -1.7 dB)								
BW [MHz]	RB Size	RB Offset	Mod	Lowest	Middle	Highest	EIRP (dBm)	EIRP (W)
10	1	0	QPSK	24.37	24.44	24.32	22.74	0.1879
10	1	25		24.21	24.36	24.26		
10	1	49		24.32	24.39	24.32		
10	25	0		23.40	23.49	23.28		
10	25	12		23.40	23.43	23.27		
10	25	25		23.41	23.49	23.32		
10	50	0		23.39	23.42	23.28		
10	1	0	16-QAM	23.78	23.68	23.69	22.10	0.1622
10	1	25		23.67	23.58	23.51		
10	1	49		23.66	23.80	23.52		
10	25	0		22.45	22.46	22.30		
10	25	12		22.40	22.50	22.30		
10	25	25		22.38	22.50	22.31		
10	50	0		22.42	22.38	22.32		
10	1	0	64-QAM	22.41	22.63	22.55	20.98	0.1253
10	1	25		22.43	22.61	22.34		
10	1	49		22.55	22.68	22.39		
10	25	0		21.47	21.49	21.34		
10	25	12		21.40	21.55	21.32		
10	25	25		21.42	21.61	21.28		
10	50	0		21.42	21.46	21.33		
10	1	0	256-QAM	19.48	19.52	19.51	17.83	0.0607
10	1	25		19.36	19.41	19.41		
10	1	49		19.46	19.48	19.53		
10	25	0		19.38	19.50	19.42		
10	25	12		19.39	19.39	19.41		
10	25	25		19.38	19.41	19.36		
10	50	0		19.46	19.43	19.45		
Limit	EIRP < 2W			Result			Pass	



LTE Band 7 Maximum Average Power [dBm] (GT - LC = -1.7 dB)								
BW [MHz]	RB Size	RB Offset	Mod	Lowest	Middle	Highest	EIRP (dBm)	EIRP (W)
5	1	0	QPSK	24.29	24.39	24.34	22.69	0.1858
5	1	12		24.19	24.31	24.26		
5	1	24		24.31	24.37	24.29		
5	12	0		23.35	23.53	23.33		
5	12	7		23.44	23.42	23.33		
5	12	13		23.47	23.42	23.32		
5	25	0		23.40	23.45	23.27		
5	1	0	16-QAM	23.76	23.70	23.69	22.06	0.1607
5	1	12		23.73	23.59	23.52		
5	1	24		23.74	23.73	23.53		
5	12	0		22.45	22.42	22.26		
5	12	7		22.46	22.46	22.26		
5	12	13		22.38	22.49	22.26		
5	25	0		22.39	22.48	22.27		
5	1	0	64-QAM	22.44	22.61	22.46	20.97	0.1250
5	1	12		22.40	22.60	22.36		
5	1	24		22.60	22.67	22.36		
5	12	0		21.49	21.52	21.31		
5	12	7		21.42	21.58	21.36		
5	12	13		21.47	21.57	21.28		
5	25	0		21.40	21.50	21.35		
5	1	0	256-QAM	19.44	19.54	19.57	17.87	0.0612
5	1	12		19.35	19.44	19.37		
5	1	24		19.51	19.52	19.47		
5	12	0		19.35	19.50	19.49		
5	12	7		19.37	19.41	19.35		
5	12	13		19.45	19.42	19.40		
5	25	0		19.46	19.53	19.49		
Limit	EIRP < 2W			Result			Pass	



LTE Band 12 Maximum Average Power [dBm] (GT - LC = -10.1 dB)								
BW [MHz]	RB Size	RB Offset	Mod	Lowest	Middle	Highest	ERP (dBm)	ERP (W)
10	1	0	QPSK	24.11	24.17	24.16	11.92	0.0156
10	1	25		24.02	24.01	24.06		
10	1	49		24.04	24.11	24.11		
10	25	0		23.11	23.17	23.15		
10	25	12		23.09	23.13	23.16		
10	25	25		23.05	23.16	23.11		
10	50	0		23.06	23.13	23.17		
10	1	0	16-QAM	23.44	23.44	23.53	11.28	0.0134
10	1	25		23.40	23.45	23.34		
10	1	49		23.49	23.44	23.41		
10	25	0		22.12	22.18	22.17		
10	25	12		22.13	22.16	22.18		
10	25	25		22.12	22.16	22.19		
10	50	0		22.08	22.13	22.16		
10	1	0	64-QAM	22.38	22.31	22.47	10.22	0.0105
10	1	25		22.30	22.39	22.30		
10	1	49		22.40	22.37	22.39		
10	25	0		21.15	21.15	21.17		
10	25	12		21.14	21.14	21.15		
10	25	25		21.12	21.15	21.19		
10	50	0		21.11	21.17	21.19		
10	1	0	256-QAM	19.25	19.33	19.30	7.08	0.0051
10	1	25		19.01	19.03	18.97		
10	1	49		19.02	19.07	19.01		
10	25	0		19.16	19.17	19.07		
10	25	12		19.05	19.13	19.11		
10	25	25		19.11	19.16	19.10		
10	50	0		19.03	19.13	19.11		
Limit	ERP < 3W			Result			Pass	



LTE Band 12 Maximum Average Power [dBm] (GT - LC = -10.1 dB)								
BW [MHz]	RB Size	RB Offset	Mod	Lowest	Middle	Highest	ERP (dBm)	ERP (W)
5	1	0	QPSK	24.08	24.11	24.09	11.86	0.0153
5	1	12		23.96	23.96	24.01		
5	1	24		24.01	24.07	24.05		
5	12	0		23.10	23.14	23.14		
5	12	7		23.05	23.05	23.16		
5	12	13		23.05	23.08	23.02		
5	25	0		23.01	23.06	23.16		
5	1	0	16-QAM	23.34	23.43	23.49	11.24	0.0133
5	1	12		23.31	23.45	23.33		
5	1	24		23.48	23.42	23.32		
5	12	0		22.03	22.18	22.15		
5	12	7		22.12	22.15	22.17		
5	12	13		22.05	22.16	22.16		
5	25	0		22.00	22.13	22.08		
5	1	0	64-QAM	22.33	22.25	22.46	10.21	0.0105
5	1	12		22.25	22.38	22.21		
5	1	24		22.30	22.37	22.35		
5	12	0		21.05	21.05	21.13		
5	12	7		21.05	21.08	21.06		
5	12	13		21.03	21.12	21.12		
5	25	0		21.05	21.16	21.13		
5	1	0	256-QAM	19.18	19.29	19.20	7.04	0.0051
5	1	12		18.97	19.00	18.92		
5	1	24		19.00	19.07	18.95		
5	12	0		19.09	19.13	18.97		
5	12	7		18.98	19.06	19.11		
5	12	13		19.03	19.14	19.10		
5	25	0		18.97	19.04	19.09		
Limit	ERP < 3W			Result			Pass	





LTE Band 12 Maximum Average Power [dBm] (GT - LC = -10.1 dB)								
BW [MHz]	RB Size	RB Offset	Mod	Lowest	Middle	Highest	ERP (dBm)	ERP (W)
3	1	0	QPSK	24.08	24.08	24.14	11.89	0.0155
3	1	8		23.98	23.97	24.03		
3	1	14		24.03	24.05	24.09		
3	8	0		23.04	23.13	23.05		
3	8	4		23.09	23.04	23.08		
3	8	7		23.02	23.14	23.04		
3	15	0		23.03	23.07	23.17		
3	1	0	16-QAM	23.44	23.40	23.48	11.23	0.0133
3	1	8		23.40	23.39	23.29		
3	1	14		23.41	23.35	23.38		
3	8	0		22.11	22.13	22.15		
3	8	4		22.05	22.16	22.10		
3	8	7		22.05	22.12	22.15		
3	15	0		22.06	22.13	22.14		
3	1	0	64-QAM	22.37	22.24	22.44	10.19	0.0104
3	1	8		22.30	22.38	22.23		
3	1	14		22.30	22.32	22.29		
3	8	0		21.07	21.14	21.16		
3	8	4		21.13	21.07	21.15		
3	8	7		21.10	21.09	21.10		
3	15	0		21.09	21.15	21.13		
3	1	0	256-QAM	19.16	19.25	19.24	7.00	0.0050
3	1	8		18.98	19.02	18.87		
3	1	14		18.98	19.03	18.92		
3	8	0		19.16	19.14	19.04		
3	8	4		19.04	19.03	19.05		
3	8	7		19.06	19.06	19.00		
3	15	0		18.97	19.08	19.04		
Limit	ERP < 3W			Result			Pass	



LTE Band 12 Maximum Average Power [dBm] (GT - LC = -10.1 dB)								
BW [MHz]	RB Size	RB Offset	Mod	Lowest	Middle	Highest	ERP (dBm)	ERP (W)
1.4	1	0	QPSK	24.02	24.08	24.11	11.91	0.0155
1.4	1	3		24.01	24.11	24.10		
1.4	1	5		24.09	24.07	24.09		
1.4	3	0		24.06	24.08	24.13		
1.4	3	1		24.01	24.16	24.13		
1.4	3	3		24.04	24.11	24.07		
1.4	6	0		23.02	23.13	23.13		
1.4	1	0	16-QAM	23.02	23.15	23.15	10.92	0.0124
1.4	1	3		23.07	23.15	23.08		
1.4	1	5		23.04	23.11	23.05		
1.4	3	0		23.03	23.11	23.07		
1.4	3	1		23.10	23.12	23.12		
1.4	3	3		23.08	23.17	23.11		
1.4	6	0		22.11	22.12	22.15		
1.4	1	0	64-QAM	22.08	22.15	22.12	9.92	0.0098
1.4	1	3		22.11	22.14	22.08		
1.4	1	5		22.08	22.08	22.15		
1.4	3	0		22.10	22.17	22.13		
1.4	3	1		22.02	22.09	22.11		
1.4	3	3		22.03	22.16	22.08		
1.4	6	0		21.12	21.05	21.11		
1.4	1	0	256-QAM	19.19	19.26	19.28	7.03	0.0050
1.4	1	3		19.00	18.99	18.90		
1.4	1	5		19.00	19.02	18.93		
1.4	3	0		19.14	19.09	19.06		
1.4	3	1		18.99	19.09	19.02		
1.4	3	3		19.10	19.08	19.00		
1.4	6	0		18.94	19.03	19.08		
Limit	ERP < 3W			Result			Pass	



LTE Band 13 Maximum Average Power [dBm] (GT - LC = -8 dB)								
BW [MHz]	RB Size	RB Offset	Mod	Lowest	Middle	Highest	ERP (dBm)	ERP (W)
10	1	0	QPSK		24.20		14.05	0.0254
10	1	25			24.05			
10	1	49			24.06			
10	25	0			23.25			
10	25	12			23.23			
10	25	25			23.18			
10	50	0			23.25			
10	1	0	16-QAM		23.48		13.34	0.0216
10	1	25			23.45			
10	1	49			23.49			
10	25	0			22.27			
10	25	12			22.25			
10	25	25			22.25			
10	50	0			22.24			
10	1	0	64-QAM		22.50		12.35	0.0172
10	1	25			22.38			
10	1	49			22.47			
10	25	0			21.28			
10	25	12			21.24			
10	25	25			21.22			
10	50	0			21.26			
10	1	0	256-QAM		19.26		9.18	0.0083
10	1	25			19.23			
10	1	49			18.99			
10	25	0			19.33			
10	25	12			19.16			
10	25	25			19.12			
10	50	0			19.18			
Limit	ERP < 3W			Result			Pass	



LTE Band 13 Maximum Average Power [dBm] (GT - LC = -8 dB)								
BW [MHz]	RB Size	RB Offset	Mod	Lowest	Middle	Highest	ERP (dBm)	ERP (W)
5	1	0	QPSK	24.13	24.17	24.12	14.02	0.0252
5	1	12		23.99	24.03	23.97		
5	1	24		24.03	24.00	23.96		
5	12	0		23.16	23.15	23.24		
5	12	7		23.21	23.16	23.19		
5	12	13		23.13	23.10	23.17		
5	25	0		23.19	23.15	23.22		
5	1	0	16-QAM	23.45	23.47	23.42	13.32	0.0215
5	1	12		23.36	23.44	23.42		
5	1	24		23.40	23.46	23.46		
5	12	0		22.25	22.25	22.24		
5	12	7		22.24	22.17	22.20		
5	12	13		22.16	22.21	22.23		
5	25	0		22.14	22.23	22.20		
5	1	0	64-QAM	22.44	22.43	22.43	12.29	0.0169
5	1	12		22.32	22.33	22.31		
5	1	24		22.38	22.44	22.39		
5	12	0		21.23	21.25	21.25		
5	12	7		21.20	21.18	21.20		
5	12	13		21.14	21.17	21.18		
5	25	0		21.26	21.16	21.20		
5	1	0	256-QAM	19.18	19.24	19.19	9.15	0.0082
5	1	12		19.13	19.16	19.19		
5	1	24		18.92	18.96	18.90		
5	12	0		19.25	19.30	19.28		
5	12	7		19.09	19.09	19.14		
5	12	13		19.07	19.08	19.07		
5	25	0		19.17	19.16	19.15		
Limit	ERP < 3W			Result			Pass	



LTE Band 17 Maximum Average Power [dBm] (GT - LC = -10.1 dB)								
BW [MHz]	RB Size	RB Offset	Mod	Lowest	Middle	Highest	ERP (dBm)	ERP (W)
10	1	0	QPSK	24.18	24.19	24.18	11.94	0.0156
10	1	25		24.01	24.01	23.97		
10	1	49		24.09	24.10	24.10		
10	25	0		23.16	23.20	23.17		
10	25	12		23.17	23.18	23.19		
10	25	25		23.18	23.19	23.19		
10	50	0		23.18	23.18	23.18		
10	1	0	16-QAM	23.56	23.53	23.56	11.31	0.0135
10	1	25		23.56	23.51	23.52		
10	1	49		23.49	23.48	23.48		
10	25	0		22.20	22.20	22.19		
10	25	12		22.20	22.21	22.21		
10	25	25		22.20	22.20	22.22		
10	50	0		22.19	22.18	22.17		
10	1	0	64-QAM	22.25	22.34	22.41	10.16	0.0104
10	1	25		22.31	22.28	22.23		
10	1	49		22.37	22.36	22.36		
10	25	0		21.21	21.21	21.21		
10	25	12		21.20	21.21	21.21		
10	25	25		21.21	21.21	21.20		
10	50	0		21.23	21.21	21.23		
10	1	0	256-QAM	19.25	19.25	19.17	7.01	0.0050
10	1	25		19.21	19.26	19.17		
10	1	49		19.10	19.12	19.07		
10	25	0		19.12	19.18	19.11		
10	25	12		19.17	19.18	19.08		
10	25	25		19.05	19.11	19.06		
10	50	0		19.08	19.17	19.10		
Limit	ERP < 3W			Result			Pass	



LTE Band 17 Maximum Average Power [dBm] (GT - LC = -10.1 dB)								
BW [MHz]	RB Size	RB Offset	Mod	Lowest	Middle	Highest	ERP (dBm)	ERP (W)
5	1	0	QPSK	24.15	24.10	24.18	11.93	0.0156
5	1	12		23.98	23.94	23.95		
5	1	24		24.00	24.02	24.06		
5	12	0		23.13	23.16	23.14		
5	12	7		23.13	23.13	23.17		
5	12	13		23.18	23.09	23.14		
5	25	0		23.11	23.15	23.12		
5	1	0	16-QAM	23.55	23.45	23.56	11.31	0.0135
5	1	12		23.46	23.41	23.47		
5	1	24		23.42	23.38	23.39		
5	12	0		22.19	22.18	22.19		
5	12	7		22.16	22.17	22.12		
5	12	13		22.19	22.12	22.13		
5	25	0		22.19	22.11	22.17		
5	1	0	64-QAM	22.20	22.29	22.38	10.13	0.0103
5	1	12		22.29	22.20	22.15		
5	1	24		22.35	22.29	22.29		
5	12	0		21.20	21.19	21.21		
5	12	7		21.20	21.17	21.15		
5	12	13		21.12	21.17	21.17		
5	25	0		21.20	21.21	21.19		
5	1	0	256-QAM	19.25	19.25	19.17	7.00	0.0050
5	1	12		19.14	19.21	19.08		
5	1	24		19.06	19.08	19.00		
5	12	0		19.08	19.17	19.11		
5	12	7		19.08	19.09	19.04		
5	12	13		18.95	19.07	19.05		
5	25	0		19.08	19.12	19.08		
Limit	ERP < 3W			Result			Pass	



LTE Band 26 (Part22H) Maximum Average Power [dBm] (GT - LC = -7.5 dB)								
BW [MHz]	RB Size	RB Offset	Mod	Lowest	Middle	Highest	ERP (dBm)	ERP (W)
15	1	0	QPSK	24.00	24.10	23.91	14.45	0.0279
15	1	37		23.89	23.85	23.83		
15	1	74		23.86	23.97	23.72		
15	36	0		23.06	22.87	23.05		
15	36	20		23.02	22.99	23.00		
15	36	39		22.97	22.85	22.94		
15	75	0		22.98	23.14	22.98		
15	1	0	16-QAM	23.48	23.38	23.40	13.83	0.0242
15	1	37		23.30	23.48	23.21		
15	1	74		23.23	23.38	23.02		
15	36	0		22.09	22.27	22.06		
15	36	20		22.04	22.11	22.01		
15	36	39		22.03	22.01	21.97		
15	75	0		22.03	21.98	22.00		
15	1	0	64-QAM	22.30	22.43	22.38	12.78	0.0190
15	1	37		22.20	22.10	22.23		
15	1	74		22.15	22.00	21.97		
15	36	0		21.13	21.08	21.13		
15	36	20		21.07	21.10	21.06		
15	36	39		21.05	21.23	21.01		
15	75	0		21.01	21.21	20.99		
15	1	0	256-QAM	19.16	19.23	19.07	9.62	0.0092
15	1	37		18.92	18.85	18.88		
15	1	74		18.87	18.87	18.77		
15	36	0		19.20	19.27	19.16		
15	36	20		18.97	19.04	18.91		
15	36	39		18.79	18.95	18.70		
15	75	0		19.06	19.05	18.97		
Limit	ERP < 7W			Result			Pass	



LTE Band 26 (Part22H) Maximum Average Power [dBm] (GT - LC = -7.5 dB)								
BW [MHz]	RB Size	RB Offset	Mod	Lowest	Middle	Highest	ERP (dBm)	ERP (W)
10	1	0	QPSK	23.99	23.89	23.90	14.34	0.0272
10	1	25		23.86	23.88	23.82		
10	1	49		23.81	23.80	23.71		
10	25	0		22.95	23.02	23.04		
10	25	12		22.96	22.96	22.98		
10	25	25		22.94	22.95	22.86		
10	50	0		22.99	22.87	22.98		
10	1	0	16-QAM	23.43	23.50	23.37	13.85	0.0243
10	1	25		23.28	23.31	23.16		
10	1	49		23.36	23.23	23.02		
10	25	0		22.02	21.91	22.04		
10	25	12		22.06	22.01	21.98		
10	25	25		22.12	21.91	21.97		
10	50	0		21.94	21.96	21.93		
10	1	0	64-QAM	22.30	22.23	22.30	12.65	0.0184
10	1	25		22.22	22.02	22.13		
10	1	49		21.98	22.16	21.88		
10	25	0		21.07	21.15	21.06		
10	25	12		21.05	21.02	20.99		
10	25	25		21.09	21.10	20.98		
10	50	0		21.04	21.03	20.97		
10	1	0	256-QAM	18.94	19.18	19.02	9.54	0.0090
10	1	25		18.81	18.85	18.83		
10	1	49		18.77	18.89	18.70		
10	25	0		19.18	19.19	19.15		
10	25	12		18.89	18.89	18.88		
10	25	25		18.68	18.69	18.66		
10	50	0		18.93	19.01	18.88		
Limit	ERP < 7W			Result			Pass	





LTE Band 26 (Part22H) Maximum Average Power [dBm] (GT - LC = -7.5 dB)								
BW [MHz]	RB Size	RB Offset	Mod	Lowest	Middle	Highest	ERP (dBm)	ERP (W)
5	1	0	QPSK	23.83	24.00	23.89	14.35	0.0272
5	1	12		23.95	23.89	23.77		
5	1	24		23.91	23.86	23.67		
5	12	0		22.91	22.94	22.96		
5	12	7		23.11	22.92	22.95		
5	12	13		23.04	23.03	22.88		
5	25	0		22.99	22.92	22.98		
5	1	0	16-QAM	23.49	23.50	23.39	13.85	0.0243
5	1	12		23.30	23.13	23.17		
5	1	24		23.33	23.16	22.96		
5	12	0		22.02	22.01	22.02		
5	12	7		22.17	22.04	21.91		
5	12	13		21.95	21.92	21.91		
5	25	0		22.11	21.99	21.95		
5	1	0	64-QAM	22.12	22.21	22.31	12.66	0.0185
5	1	12		22.20	22.20	22.16		
5	1	24		22.18	22.08	21.93		
5	12	0		21.18	21.07	21.11		
5	12	7		21.03	20.89	21.00		
5	12	13		21.03	21.03	20.96		
5	25	0		20.87	20.99	20.98		
5	1	0	256-QAM	19.06	19.15	18.98	9.50	0.0089
5	1	12		18.83	18.83	18.86		
5	1	24		18.71	18.80	18.69		
5	12	0		19.13	19.15	19.14		
5	12	7		18.94	18.90	18.89		
5	12	13		18.80	18.75	18.64		
5	25	0		18.92	19.00	18.89		
Limit	ERP < 7W			Result			Pass	



LTE Band 26 (Part22H) Maximum Average Power [dBm] (GT - LC = -7.5 dB)								
BW [MHz]	RB Size	RB Offset	Mod	Lowest	Middle	Highest	ERP (dBm)	ERP (W)
3	1	0	QPSK	23.93	24.00	23.91	14.35	0.0272
3	1	8		23.86	23.81	23.74		
3	1	14		23.88	23.92	23.70		
3	8	0		22.97	22.95	23.04		
3	8	4		22.89	22.89	22.94		
3	8	7		22.85	22.99	22.93		
3	15	0		23.07	22.98	22.93		
3	1	0	16-QAM	23.49	23.47	23.38	13.84	0.0242
3	1	8		23.22	23.16	23.15		
3	1	14		23.24	23.16	22.92		
3	8	0		21.99	22.04	22.05		
3	8	4		22.12	22.01	21.92		
3	8	7		21.92	22.01	21.87		
3	15	0		22.01	21.90	21.98		
3	1	0	64-QAM	22.26	22.29	22.33	12.68	0.0185
3	1	8		22.20	22.19	22.16		
3	1	14		22.14	22.16	21.93		
3	8	0		21.16	21.18	21.09		
3	8	4		21.03	20.90	21.00		
3	8	7		21.03	21.06	21.00		
3	15	0		20.96	20.85	20.96		
3	1	0	256-QAM	18.99	19.12	18.97	9.51	0.0089
3	1	8		18.74	18.81	18.82		
3	1	14		18.72	18.86	18.77		
3	8	0		19.11	19.09	19.16		
3	8	4		18.87	18.92	18.83		
3	8	7		18.73	18.65	18.60		
3	15	0		18.90	18.95	18.90		
Limit	ERP < 7W			Result			Pass	



LTE Band 26 (Part22H) Maximum Average Power [dBm] (GT - LC = -7.5 dB)								
BW [MHz]	RB Size	RB Offset	Mod	Lowest	Middle	Highest	ERP (dBm)	ERP (W)
1.4	1	0	QPSK	23.85	23.89	23.81	14.40	0.0275
1.4	1	3		23.82	24.05	23.82		
1.4	1	5		23.85	23.94	23.81		
1.4	3	0		23.93	23.87	23.82		
1.4	3	1		24.00	23.98	23.88		
1.4	3	3		23.88	23.92	23.85		
1.4	6	0		22.86	23.06	23.01		
1.4	1	0	16-QAM	22.96	22.95	22.96	13.43	0.0220
1.4	1	3		22.94	22.96	23.00		
1.4	1	5		23.08	22.98	23.00		
1.4	3	0		22.88	23.05	22.97		
1.4	3	1		23.00	23.05	23.05		
1.4	3	3		22.93	22.99	22.99		
1.4	6	0		22.12	21.95	22.02		
1.4	1	0	64-QAM	22.02	22.03	21.96	12.53	0.0179
1.4	1	3		22.18	22.04	22.03		
1.4	1	5		22.17	21.97	21.96		
1.4	3	0		22.17	21.96	22.03		
1.4	3	1		22.04	21.97	22.04		
1.4	3	3		22.00	21.92	22.06		
1.4	6	0		21.18	21.11	21.04		
1.4	1	0	256-QAM	18.99	19.01	19.06	9.62	0.0092
1.4	1	3		18.63	18.98	18.88		
1.4	1	5		18.70	18.92	18.71		
1.4	3	0		19.13	19.27	19.14		
1.4	3	1		18.96	18.84	18.90		
1.4	3	3		18.69	18.81	18.70		
1.4	6	0		19.04	19.06	18.94		
Limit	ERP < 7W			Result			Pass	



LTE Band 38 Maximum Average Power [dBm] (GT - LC = -2.4 dB)								
BW [MHz]	RB Size	RB Offset	Mod	Lowest	Middle	Highest	EIRP (dBm)	EIRP (W)
20	1	0	QPSK	24.14	24.15	24.07	21.75	0.1496
20	1	49		24.06	24.00	23.92		
20	1	99		24.10	24.03	24.00		
20	50	0		23.10	23.11	23.02		
20	50	24		23.09	23.07	23.01		
20	50	50		23.09	23.06	23.01		
20	100	0		23.05	23.06	23.00		
20	1	0	16-QAM	23.42	23.33	23.19	21.02	0.1265
20	1	49		23.27	23.17	23.03		
20	1	99		23.24	23.20	23.06		
20	50	0		22.16	22.07	22.06		
20	50	24		22.16	22.06	22.05		
20	50	50		22.14	22.04	22.05		
20	100	0		22.16	22.07	22.03		
20	1	0	64-QAM	22.02	21.96	21.94	19.62	0.0916
20	1	49		21.88	21.85	21.78		
20	1	99		21.95	21.87	21.79		
20	50	0		21.15	21.09	21.05		
20	50	24		21.15	21.07	21.04		
20	50	50		21.12	21.04	21.02		
20	100	0		21.13	21.05	21.03		
20	1	0	256-QAM	18.96	18.98	18.92	16.95	0.0495
20	1	49		18.69	18.77	18.67		
20	1	99		18.74	18.76	18.66		
20	50	0		19.33	19.35	19.29		
20	50	24		19.16	19.26	19.16		
20	50	50		19.13	19.21	19.14		
20	100	0		19.21	19.21	19.20		
Limit	EIRP < 2W			Result			Pass	



LTE Band 38 Maximum Average Power [dBm] (GT - LC = -2.4 dB)								
BW [MHz]	RB Size	RB Offset	Mod	Lowest	Middle	Highest	EIRP (dBm)	EIRP (W)
15	1	0	QPSK	24.04	24.05	24.06	21.66	0.1466
15	1	37		24.01	23.92	23.88		
15	1	74		24.05	24.00	23.95		
15	36	0		23.07	23.08	22.95		
15	36	20		23.02	23.06	22.91		
15	36	39		23.05	22.96	22.97		
15	75	0		22.97	23.06	22.91		
15	1	0	16-QAM	23.40	23.25	23.11	21.00	0.1259
15	1	37		23.25	23.14	22.98		
15	1	74		23.23	23.12	22.97		
15	36	0		22.07	22.07	21.97		
15	36	20		22.13	21.96	21.97		
15	36	39		22.04	22.03	21.99		
15	75	0		22.07	21.98	22.03		
15	1	0	64-QAM	21.93	21.89	21.85	19.54	0.0899
15	1	37		21.79	21.76	21.71		
15	1	74		21.94	21.81	21.70		
15	36	0		21.07	21.06	20.97		
15	36	20		21.11	21.03	20.95		
15	36	39		21.06	20.99	20.98		
15	75	0		21.12	21.02	20.96		
15	1	0	256-QAM	18.93	18.94	18.92	16.87	0.0486
15	1	37		18.65	18.70	18.67		
15	1	74		18.69	18.68	18.64		
15	36	0		19.26	19.27	19.25		
15	36	20		19.06	19.26	19.08		
15	36	39		19.08	19.20	19.04		
15	75	0		19.20	19.15	19.16		
Limit	EIRP < 2W			Result			Pass	



LTE Band 38 Maximum Average Power [dBm] (GT - LC = -2.4 dB)								
BW [MHz]	RB Size	RB Offset	Mod	Lowest	Middle	Highest	EIRP (dBm)	EIRP (W)
10	1	0	QPSK	24.11	24.12	24.06	21.72	0.1486
10	1	25		23.99	23.91	23.84		
10	1	49		24.03	23.93	23.97		
10	25	0		23.07	23.09	22.94		
10	25	12		23.01	22.99	22.96		
10	25	25		23.05	23.05	22.99		
10	50	0		23.00	23.05	22.90		
10	1	0	16-QAM	23.35	23.28	23.11	20.95	0.1245
10	1	25		23.17	23.11	22.94		
10	1	49		23.18	23.19	22.98		
10	25	0		22.06	21.97	22.05		
10	25	12		22.16	22.05	21.98		
10	25	25		22.14	22.00	21.99		
10	50	0		22.16	22.01	21.97		
10	1	0	64-QAM	21.94	21.89	21.87	19.54	0.0899
10	1	25		21.81	21.82	21.73		
10	1	49		21.87	21.83	21.79		
10	25	0		21.14	21.06	20.95		
10	25	12		21.14	20.99	20.97		
10	25	25		21.06	20.99	21.01		
10	50	0		21.04	20.97	21.01		
10	1	0	256-QAM	18.89	18.98	18.83	16.94	0.0494
10	1	25		18.67	18.76	18.57		
10	1	49		18.74	18.72	18.61		
10	25	0		19.23	19.34	19.27		
10	25	12		19.13	19.26	19.11		
10	25	25		19.11	19.18	19.08		
10	50	0		19.12	19.20	19.20		
Limit	EIRP < 2W			Result			Pass	



LTE Band 38 Maximum Average Power [dBm] (GT - LC = -2.4 dB)								
BW [MHz]	RB Size	RB Offset	Mod	Lowest	Middle	Highest	EIRP (dBm)	EIRP (W)
5	1	0	QPSK	24.13	24.05	23.97	21.73	0.1489
5	1	12		24.06	23.90	23.84		
5	1	24		24.04	24.00	23.99		
5	12	0		23.03	23.10	22.98		
5	12	7		23.09	23.00	23.00		
5	12	13		22.99	22.97	22.96		
5	25	0		23.03	23.02	22.93		
5	1	0	16-QAM	23.40	23.30	23.18	21.00	0.1259
5	1	12		23.20	23.09	23.01		
5	1	24		23.22	23.14	23.03		
5	12	0		22.13	22.03	22.01		
5	12	7		22.12	22.03	22.04		
5	12	13		22.09	21.95	21.97		
5	25	0		22.16	22.05	22.00		
5	1	0	64-QAM	22.01	21.91	21.84	19.61	0.0914
5	1	12		21.83	21.75	21.71		
5	1	24		21.86	21.81	21.73		
5	12	0		21.10	21.06	21.01		
5	12	7		21.05	21.07	21.01		
5	12	13		21.06	20.96	20.94		
5	25	0		21.13	20.95	20.98		
5	1	0	256-QAM	18.93	18.92	18.88	16.92	0.0492
5	1	12		18.60	18.68	18.65		
5	1	24		18.68	18.72	18.66		
5	12	0		19.23	19.32	19.24		
5	12	7		19.08	19.19	19.13		
5	12	13		19.12	19.19	19.11		
5	25	0		19.13	19.18	19.16		
Limit	EIRP < 2W			Result			Pass	



LTE Band 41 Maximum Average Power [dBm] (GT - LC = -1.7 dB)								
BW [MHz]	RB Size	RB Offset	Mod	Lowest	Middle	Highest	EIRP (dBm)	EIRP (W)
20	1	0	QPSK	24.19	24.02	24.15	22.49	0.1774
20	1	49		24.06	23.85	23.99		
20	1	99		24.06	23.90	23.99		
20	50	0		22.14	21.96	22.11		
20	50	24		22.13	21.94	22.10		
20	50	50		22.12	21.94	22.08		
20	100	0		22.12	21.96	22.04		
20	1	0	16-QAM	23.19	23.10	23.26	21.56	0.1432
20	1	49		23.05	23.00	23.11		
20	1	99		23.11	22.98	23.07		
20	50	0		21.14	20.93	21.09		
20	50	24		21.13	20.93	21.06		
20	50	50		21.11	20.94	21.04		
20	100	0		21.16	21.00	21.08		
20	1	0	64-QAM	21.14	20.93	20.90	19.44	0.0879
20	1	49		20.93	20.78	20.75		
20	1	99		20.94	20.77	20.79		
20	50	0		19.10	18.95	19.07		
20	50	24		19.12	18.92	19.03		
20	50	50		19.06	18.90	18.99		
20	100	0		19.08	18.93	18.97		
20	1	0	256-QAM	18.88	18.87	18.96	17.26	0.0532
20	1	49		18.61	18.58	18.57		
20	1	99		18.65	18.61	18.65		
20	50	0		17.01	17.06	17.02		
20	50	24		17.04	17.06	17.02		
20	50	50		17.00	17.01	16.99		
20	100	0		16.96	16.97	16.95		
Limit	EIRP < 2W			Result			Pass	





LTE Band 41 Maximum Average Power [dBm] (GT - LC = -1.7 dB)								
BW [MHz]	RB Size	RB Offset	Mod	Lowest	Middle	Highest	EIRP (dBm)	EIRP (W)
15	1	0	QPSK	24.12	23.98	24.14	22.44	0.1754
15	1	37		24.06	23.84	23.89		
15	1	74		23.97	23.84	23.94		
15	36	0		22.12	21.86	22.03		
15	36	20		22.09	21.90	22.02		
15	36	39		22.05	21.85	21.99		
15	75	0		22.07	21.95	21.98		
15	1	0	16-QAM	23.09	23.00	23.20	21.50	0.1413
15	1	37		22.96	22.96	23.06		
15	1	74		23.06	22.88	23.00		
15	36	0		21.14	20.91	21.00		
15	36	20		21.10	20.83	21.02		
15	36	39		21.09	20.90	21.02		
15	75	0		21.06	20.96	20.99		
15	1	0	64-QAM	21.11	20.81	20.93	19.41	0.0873
15	1	37		20.95	20.75	20.89		
15	1	74		20.95	20.73	20.71		
15	36	0		19.09	18.90	19.03		
15	36	20		19.08	18.88	19.00		
15	36	39		19.05	18.86	19.00		
15	75	0		19.11	18.93	19.01		
15	1	0	256-QAM	18.83	18.79	18.88	17.18	0.0522
15	1	37		18.55	18.54	18.51		
15	1	74		18.64	18.54	18.63		
15	36	0		16.96	17.00	16.99		
15	36	20		16.94	16.96	16.99		
15	36	39		16.95	16.93	16.89		
15	75	0		16.88	16.95	16.93		
Limit	EIRP < 2W			Result			Pass	



LTE Band 41 Maximum Average Power [dBm] (GT - LC = -1.7 dB)								
BW [MHz]	RB Size	RB Offset	Mod	Lowest	Middle	Highest	EIRP (dBm)	EIRP (W)
10	1	0	QPSK	24.09	23.96	24.15	22.45	0.1758
10	1	25		24.01	23.83	23.94		
10	1	49		23.99	23.88	23.96		
10	25	0		22.09	21.95	22.02		
10	25	12		22.03	21.93	22.06		
10	25	25		22.11	21.86	22.04		
10	50	0		22.03	21.96	21.96		
10	1	0	16-QAM	23.14	23.07	23.21	21.51	0.1416
10	1	25		22.95	22.98	23.07		
10	1	49		23.01	22.91	23.03		
10	25	0		21.05	20.86	21.06		
10	25	12		21.10	20.86	21.04		
10	25	25		21.08	20.85	21.03		
10	50	0		21.16	20.90	21.03		
10	1	0	64-QAM	20.85	20.78	20.87	19.17	0.0826
10	1	25		20.84	20.69	20.83		
10	1	49		20.85	20.78	20.78		
10	25	0		19.10	18.92	19.00		
10	25	12		19.09	18.90	18.96		
10	25	25		19.08	18.92	18.98		
10	50	0		19.07	18.90	19.02		
10	1	0	256-QAM	18.85	18.82	18.92	17.22	0.0527
10	1	25		18.55	18.49	18.57		
10	1	49		18.63	18.59	18.61		
10	25	0		16.97	17.00	16.96		
10	25	12		17.00	17.03	16.93		
10	25	25		16.98	16.96	16.91		
10	50	0		16.92	16.87	16.86		
Limit	EIRP < 2W			Result			Pass	



LTE Band 41 Maximum Average Power [dBm] (GT - LC = -1.7 dB)								
BW [MHz]	RB Size	RB Offset	Mod	Lowest	Middle	Highest	EIRP (dBm)	EIRP (W)
5	1	0	QPSK	24.19	23.92	24.09	22.49	0.1774
5	1	12		23.99	23.85	23.96		
5	1	24		24.05	23.81	23.99		
5	12	0		22.13	21.92	22.06		
5	12	7		22.08	21.93	22.04		
5	12	13		22.05	21.90	22.01		
5	25	0		22.04	21.92	22.03		
5	1	0	16-QAM	23.16	23.08	23.17	21.47	0.1403
5	1	12		22.97	22.93	23.02		
5	1	24		23.08	22.95	23.07		
5	12	0		21.04	20.92	21.07		
5	12	7		21.04	20.89	21.06		
5	12	13		21.02	20.91	20.96		
5	25	0		21.12	20.99	20.99		
5	1	0	64-QAM	20.92	20.70	20.76	19.22	0.0836
5	1	12		20.82	20.72	20.66		
5	1	24		20.90	20.64	20.68		
5	12	0		19.02	18.84	18.97		
5	12	7		19.02	18.86	18.95		
5	12	13		19.01	18.83	18.96		
5	25	0		19.03	18.87	18.96		
5	1	0	256-QAM	18.79	18.87	18.89	17.19	0.0524
5	1	12		18.51	18.55	18.55		
5	1	24		18.62	18.59	18.62		
5	12	0		17.01	17.01	17.02		
5	12	7		16.96	17.03	16.93		
5	12	13		16.99	16.99	16.98		
5	25	0		16.96	16.93	16.90		
Limit	EIRP < 2W			Result			Pass	



LTE Band 41(HPUE) Maximum Average Power [dBm] (GT - LC = -1.7 dB)								
BW [MHz]	RB Size	RB Offset	Mod	Lowest	Middle	Highest	EIRP (dBm)	EIRP (W)
20	1	0	QPSK	25.79	25.75	25.68	24.09	0.2564
20	1	49		25.67	25.49	25.57		
20	1	99		25.69	25.53	25.57		
20	50	0		23.83	23.61	23.70		
20	50	24		23.82	23.60	23.69		
20	50	50		23.78	23.60	23.65		
20	100	0		23.80	23.59	23.69		
20	1	0	16-QAM	25.39	25.02	25.27	23.69	0.2339
20	1	49		25.09	24.84	25.11		
20	1	99		25.07	24.85	25.11		
20	50	0		22.85	22.64	22.74		
20	50	24		22.83	22.64	22.69		
20	50	50		22.79	22.64	22.68		
20	100	0		22.82	22.64	22.73		
20	1	0	64-QAM	23.08	22.95	22.86	21.38	0.1374
20	1	49		23.00	22.98	22.74		
20	1	99		22.80	22.97	22.71		
20	50	0		20.86	20.70	20.74		
20	50	24		20.87	20.65	20.71		
20	50	50		20.84	20.65	20.69		
20	100	0		20.82	20.69	20.72		
20	1	0	256-QAM	20.41	20.42	20.47	18.77	0.0753
20	1	49		20.23	20.26	20.31		
20	1	99		20.37	20.29	20.27		
20	50	0		18.75	18.65	18.71		
20	50	24		18.70	18.76	18.70		
20	50	50		18.70	18.71	18.73		
20	100	0		18.67	18.61	18.62		
Limit	EIRP < 2W			Result			Pass	



LTE Band 41(HPUE) Maximum Average Power [dBm] (GT - LC = -1.7 dB)								
BW [MHz]	RB Size	RB Offset	Mod	Lowest	Middle	Highest	EIRP (dBm)	EIRP (W)
15	1	0	QPSK	25.77	25.71	25.63	24.07	0.2553
15	1	37		25.58	25.49	25.49		
15	1	74		25.65	25.50	25.51		
15	36	0		23.83	23.59	23.65		
15	36	20		23.81	23.53	23.63		
15	36	39		23.78	23.55	23.60		
15	75	0		23.72	23.50	23.69		
15	1	0	16-QAM	25.36	24.96	25.26	23.66	0.2323
15	1	37		25.08	24.82	25.04		
15	1	74		25.03	24.80	25.09		
15	36	0		22.84	22.59	22.67		
15	36	20		22.81	22.59	22.59		
15	36	39		22.72	22.58	22.64		
15	75	0		22.75	22.54	22.65		
15	1	0	64-QAM	22.95	22.78	22.82	21.41	0.1384
15	1	37		22.73	22.58	22.62		
15	1	74		22.83	22.74	23.11		
15	36	0		20.85	20.63	20.73		
15	36	20		20.82	20.59	20.75		
15	36	39		20.85	20.66	20.75		
15	75	0		20.86	20.66	20.77		
15	1	0	256-QAM	20.34	20.34	20.44	18.74	0.0748
15	1	37		20.15	20.24	20.25		
15	1	74		20.31	20.29	20.18		
15	36	0		18.69	18.62	18.71		
15	36	20		18.67	18.66	18.63		
15	36	39		18.68	18.70	18.70		
15	75	0		18.63	18.56	18.61		
Limit	EIRP < 2W			Result			Pass	



LTE Band 41(HPUE) Maximum Average Power [dBm] (GT - LC = -1.7 dB)								
BW [MHz]	RB Size	RB Offset	Mod	Lowest	Middle	Highest	EIRP (dBm)	EIRP (W)
10	1	0	QPSK	25.77	25.74	25.64	24.07	0.2553
10	1	25		25.60	25.49	25.54		
10	1	49		25.63	25.43	25.54		
10	25	0		23.83	23.52	23.62		
10	25	12		23.75	23.54	23.60		
10	25	25		23.70	23.53	23.57		
10	50	0		23.80	23.51	23.60		
10	1	0	16-QAM	25.29	24.99	25.23	23.59	0.2286
10	1	25		25.05	24.80	25.11		
10	1	49		25.00	24.83	25.03		
10	25	0		22.77	22.61	22.71		
10	25	12		22.73	22.54	22.68		
10	25	25		22.72	22.63	22.63		
10	50	0		22.81	22.64	22.66		
10	1	0	64-QAM	23.14	22.83	23.05	21.54	0.1426
10	1	25		23.24	22.75	23.14		
10	1	49		23.02	22.76	22.94		
10	25	0		20.83	20.72	20.77		
10	25	12		20.84	20.69	20.72		
10	25	25		20.85	20.71	21.04		
10	50	0		20.82	20.62	20.71		
10	1	0	256-QAM	20.34	20.37	20.42	18.72	0.0745
10	1	25		20.15	20.24	20.28		
10	1	49		20.28	20.20	20.21		
10	25	0		18.66	18.62	18.69		
10	25	12		18.68	18.75	18.67		
10	25	25		18.68	18.67	18.64		
10	50	0		18.58	18.58	18.55		
Limit	EIRP < 2W			Result			Pass	



LTE Band 41(HPUE) Maximum Average Power [dBm] (GT - LC = -1.7 dB)								
BW [MHz]	RB Size	RB Offset	Mod	Lowest	Middle	Highest	EIRP (dBm)	EIRP (W)
5	1	0	QPSK	25.75	25.66	25.67	24.05	0.2541
5	1	12		25.57	25.49	25.57		
5	1	24		25.68	25.50	25.52		
5	12	0		23.79	23.57	23.70		
5	12	7		23.74	23.57	23.67		
5	12	13		23.77	23.56	23.58		
5	25	0		23.78	23.55	23.63		
5	1	0	16-QAM	25.30	24.94	25.18	23.60	0.2291
5	1	12		24.99	24.80	25.08		
5	1	24		25.05	24.79	25.02		
5	12	0		22.85	22.58	22.65		
5	12	7		22.74	22.62	22.68		
5	12	13		22.79	22.61	22.65		
5	25	0		22.77	22.59	22.63		
5	1	0	64-QAM	22.79	22.65	22.86	21.16	0.1306
5	1	12		22.77	22.55	22.66		
5	1	24		22.76	22.65	22.68		
5	12	0		20.77	20.59	20.69		
5	12	7		20.79	20.61	20.68		
5	12	13		20.76	20.64	20.65		
5	25	0		20.82	20.66	20.76		
5	1	0	256-QAM	20.35	20.36	20.43	18.73	0.0746
5	1	12		20.21	20.17	20.22		
5	1	24		20.30	20.21	20.24		
5	12	0		18.65	18.62	18.61		
5	12	7		18.66	18.74	18.63		
5	12	13		18.65	18.67	18.65		
5	25	0		18.58	18.54	18.62		
Limit	EIRP < 2W			Result			Pass	



LTE Band 30 Maximum Average Power [dBm] (GT - LC = -1.1 dB)								
BW [MHz]	RB Size	RB Offset	Mod	Lowest	Middle	Highest	EIRP (dBm)	EIRP (W)
10	1	0	QPSK		23.95		22.85	0.1928
10	1	25			23.81			
10	1	49			23.67			
10	25	0			21.98			
10	25	12			22.02			
10	25	25			21.98			
10	50	0			22.01			
10	1	0	16-QAM		23.36		22.26	0.1683
10	1	25			22.96			
10	1	49			23.09			
10	25	0			21.07			
10	25	12			21.06			
10	25	25			21.01			
10	50	0			20.99			
10	1	0	64-QAM		22.37		21.27	0.1340
10	1	25			22.28			
10	1	49			22.09			
10	25	0			20.06			
10	25	12			20.07			
10	25	25			20.05			
10	50	0			20.06			
10	1	0	256-QAM		19.12		18.02	0.0634
10	1	25			19.04			
10	1	49			19.02			
10	25	0			18.20			
10	25	12			18.17			
10	25	25			18.13			
10	50	0			18.15			
Limit	EIRP < 250mW/5MHz			Result			Pass	

Total EIRP power is less than partial EIRP limit 250 mW/5MHz.





LTE Band 30 Maximum Average Power [dBm] (GT - LC = -1.1 dB)								
BW [MHz]	RB Size	RB Offset	Mod	Lowest	Middle	Highest	EIRP (dBm)	EIRP (W)
5	1	0	QPSK	23.93	23.90	23.85	22.83	0.1919
5	1	12		23.81	23.73	23.81		
5	1	24		23.64	23.58	23.67		
5	12	0		21.89	21.96	21.97		
5	12	7		22.01	21.97	22.02		
5	12	13		21.88	21.94	21.88		
5	25	0		21.97	22.01	21.94		
5	1	0	16-QAM	23.36	23.28	23.36	22.26	0.1683
5	1	12		22.96	22.95	22.89		
5	1	24		23.09	23.02	23.09		
5	12	0		21.05	21.02	21.07		
5	12	7		21.04	21.03	21.06		
5	12	13		20.93	20.99	20.96		
5	25	0		20.90	20.90	20.96		
5	1	0	64-QAM	22.37	22.28	22.33	21.27	0.1340
5	1	12		22.28	22.26	22.27		
5	1	24		22.03	22.04	21.99		
5	12	0		20.01	19.97	20.05		
5	12	7		20.06	20.04	20.00		
5	12	13		20.02	20.03	20.03		
5	25	0		19.98	20.06	20.04		
5	1	0	256-QAM	19.07	19.04	19.06	17.97	0.0627
5	1	12		19.03	18.95	18.96		
5	1	24		19.01	19.01	18.97		
5	12	0		18.20	18.11	18.11		
5	12	7		18.13	18.16	18.16		
5	12	13		18.11	18.11	18.13		
5	25	0		18.18	18.16	18.15		
Limit	EIRP < 250mW/5MHz			Result			Pass	

Total EIRP power is less than partial EIRP limit 250 mW/5MHz.



LTE Band 66 Maximum Average Power [dBm] (GT - LC = -3.3 dB)								
BW [MHz]	RB Size	RB Offset	Mod	Lowest	Middle	Highest	EIRP (dBm)	EIRP (W)
20	1	0	QPSK	23.97	24.13	24.12	20.83	0.1211
20	1	49		23.92	23.83	23.80		
20	1	99		23.94	23.65	23.56		
20	50	0		22.98	22.99	22.98		
20	50	24		22.98	22.92	22.83		
20	50	50		22.98	22.80	22.69		
20	100	0		22.94	22.95	22.84		
20	1	0	16-QAM	23.29	23.41	23.43	20.13	0.1030
20	1	49		23.24	23.02	23.02		
20	1	99		23.21	22.82	22.83		
20	50	0		22.01	22.01	22.00		
20	50	24		22.03	21.91	21.88		
20	50	50		22.02	21.81	21.75		
20	100	0		22.01	21.89	21.86		
20	1	0	64-QAM	22.28	22.36	22.34	19.06	0.0805
20	1	49		22.26	22.10	22.01		
20	1	99		22.27	21.90	21.84		
20	50	0		21.02	21.04	21.04		
20	50	24		21.04	20.97	20.90		
20	50	50		21.05	20.85	20.76		
20	100	0		21.03	20.92	20.89		
20	1	0	256-QAM	19.11	19.11	19.05	15.81	0.0381
20	1	49		18.93	19.00	18.92		
20	1	99		18.92	18.93	18.93		
20	50	0		18.87	18.96	18.94		
20	50	24		18.82	18.92	18.90		
20	50	50		18.88	18.88	18.85		
20	100	0		18.90	18.98	18.92		
Limit	EIRP < 1W			Result			Pass	



LTE Band 66 Maximum Average Power [dBm] (GT - LC = -3.3 dB)								
BW [MHz]	RB Size	RB Offset	Mod	Lowest	Middle	Highest	EIRP (dBm)	EIRP (W)
15	1	0	QPSK	23.88	24.12	24.03	20.82	0.1208
15	1	37		23.84	23.81	23.78		
15	1	74		23.90	23.59	23.54		
15	36	0		22.88	22.89	22.89		
15	36	20		22.89	22.82	22.76		
15	36	39		22.92	22.76	22.64		
15	75	0		22.94	22.86	22.75		
15	1	0	16-QAM	23.21	23.32	23.42	20.12	0.1028
15	1	37		23.20	22.98	22.98		
15	1	74		23.12	22.79	22.80		
15	36	0		21.95	21.94	21.95		
15	36	20		21.93	21.91	21.81		
15	36	39		22.01	21.80	21.66		
15	75	0		22.00	21.81	21.86		
15	1	0	64-QAM	22.18	22.27	22.34	19.04	0.0802
15	1	37		22.19	22.10	21.97		
15	1	74		22.26	21.83	21.77		
15	36	0		20.92	21.00	21.01		
15	36	20		21.01	20.95	20.89		
15	36	39		21.04	20.84	20.68		
15	75	0		20.99	20.85	20.80		
15	1	0	256-QAM	19.01	19.04	18.98	15.74	0.0375
15	1	37		18.90	18.93	18.84		
15	1	74		18.91	18.91	18.93		
15	36	0		18.77	18.91	18.90		
15	36	20		18.73	18.86	18.81		
15	36	39		18.79	18.82	18.85		
15	75	0		18.85	18.90	18.88		
Limit	EIRP < 1W			Result			Pass	



LTE Band 66 Maximum Average Power [dBm] (GT - LC = -3.3 dB)								
BW [MHz]	RB Size	RB Offset	Mod	Lowest	Middle	Highest	EIRP (dBm)	EIRP (W)
10	1	0	QPSK	23.97	24.10	24.09	20.80	0.1202
10	1	25		23.88	23.81	23.73		
10	1	49		23.93	23.60	23.53		
10	25	0		22.89	22.96	22.91		
10	25	12		22.88	22.84	22.81		
10	25	25		22.98	22.78	22.60		
10	50	0		22.91	22.95	22.80		
10	1	0	16-QAM	23.20	23.40	23.43	20.13	0.1030
10	1	25		23.20	23.00	23.01		
10	1	49		23.19	22.78	22.78		
10	25	0		22.00	22.00	21.95		
10	25	12		21.94	21.87	21.85		
10	25	25		21.96	21.78	21.70		
10	50	0		21.91	21.89	21.78		
10	1	0	64-QAM	22.21	22.26	22.25	18.96	0.0787
10	1	25		22.22	22.06	21.99		
10	1	49		22.25	21.83	21.79		
10	25	0		21.01	21.00	20.99		
10	25	12		20.99	20.92	20.80		
10	25	25		20.98	20.84	20.71		
10	50	0		21.02	20.85	20.81		
10	1	0	256-QAM	19.06	19.02	18.95	15.76	0.0377
10	1	25		18.83	18.99	18.88		
10	1	49		18.88	18.86	18.88		
10	25	0		18.82	18.88	18.89		
10	25	12		18.76	18.91	18.86		
10	25	25		18.79	18.80	18.82		
10	50	0		18.90	18.92	18.90		
Limit	EIRP < 1W			Result			Pass	



LTE Band 66 Maximum Average Power [dBm] (GT - LC = -3.3 dB)								
BW [MHz]	RB Size	RB Offset	Mod	Lowest	Middle	Highest	EIRP (dBm)	EIRP (W)
5	1	0	QPSK	23.96	24.12	24.03	20.82	0.1208
5	1	12		23.87	23.77	23.76		
5	1	24		23.91	23.61	23.52		
5	12	0		22.97	22.92	22.89		
5	12	7		22.90	22.83	22.74		
5	12	13		22.92	22.71	22.68		
5	25	0		22.84	22.85	22.80		
5	1	0	16-QAM	23.29	23.36	23.34	20.06	0.1014
5	1	12		23.23	22.94	23.00		
5	1	24		23.14	22.80	22.73		
5	12	0		21.97	21.97	21.96		
5	12	7		21.96	21.85	21.78		
5	12	13		21.92	21.80	21.66		
5	25	0		21.93	21.82	21.83		
5	1	0	64-QAM	22.22	22.28	22.30	19.00	0.0794
5	1	12		22.17	22.02	21.93		
5	1	24		22.24	21.85	21.84		
5	12	0		20.93	20.96	20.96		
5	12	7		21.01	20.88	20.88		
5	12	13		21.04	20.85	20.70		
5	25	0		20.99	20.87	20.86		
5	1	0	256-QAM	19.09	19.11	18.97	15.81	0.0381
5	1	12		18.84	18.93	18.85		
5	1	24		18.88	18.86	18.91		
5	12	0		18.82	18.86	18.94		
5	12	7		18.75	18.89	18.81		
5	12	13		18.87	18.85	18.80		
5	25	0		18.83	18.93	18.92		
Limit	EIRP < 1W			Result			Pass	



LTE Band 66 Maximum Average Power [dBm] (GT - LC = -3.3 dB)								
BW [MHz]	RB Size	RB Offset	Mod	Lowest	Middle	Highest	EIRP (dBm)	EIRP (W)
3	1	0	QPSK	23.94	24.06	24.06	20.76	0.1191
3	1	8		23.88	23.74	23.71		
3	1	14		23.84	23.56	23.48		
3	8	0		22.93	22.94	22.95		
3	8	4		22.90	22.91	22.80		
3	8	7		22.95	22.78	22.66		
3	15	0		22.88	22.95	22.79		
3	1	0	16-QAM	23.28	23.40	23.38	20.10	0.1023
3	1	8		23.15	22.94	22.95		
3	1	14		23.15	22.72	22.74		
3	8	0		21.91	21.94	21.97		
3	8	4		21.94	21.89	21.87		
3	8	7		21.93	21.75	21.71		
3	15	0		22.01	21.85	21.86		
3	1	0	64-QAM	22.22	22.29	22.26	18.99	0.0793
3	1	8		22.19	22.00	21.92		
3	1	14		22.19	21.84	21.83		
3	8	0		21.02	21.01	20.94		
3	8	4		21.00	20.96	20.90		
3	8	7		20.97	20.80	20.66		
3	15	0		21.01	20.87	20.83		
3	1	0	256-QAM	19.05	19.05	19.02	15.75	0.0376
3	1	8		18.86	18.97	18.88		
3	1	14		18.85	18.83	18.85		
3	8	0		18.86	18.91	18.88		
3	8	4		18.79	18.83	18.89		
3	8	7		18.87	18.82	18.84		
3	15	0		18.84	18.90	18.88		
Limit	EIRP < 1W			Result			Pass	



LTE Band 66 Maximum Average Power [dBm] (GT - LC = -3.3 dB)								
BW [MHz]	RB Size	RB Offset	Mod	Lowest	Middle	Highest	EIRP (dBm)	EIRP (W)
1.4	1	0	QPSK	23.87	24.07	24.09	20.82	0.1208
1.4	1	3		23.95	24.08	24.07		
1.4	1	5		23.94	24.00	24.11		
1.4	3	0		23.94	24.03	24.04		
1.4	3	1		23.94	24.10	24.12		
1.4	3	3		23.93	24.05	24.05		
1.4	6	0		22.97	22.93	22.93		
1.4	1	0	16-QAM	22.91	22.90	22.90	19.69	0.0931
1.4	1	3		22.89	22.94	22.91		
1.4	1	5		22.88	22.89	22.91		
1.4	3	0		22.94	22.90	22.90		
1.4	3	1		22.92	22.99	22.96		
1.4	3	3		22.95	22.98	22.89		
1.4	6	0		21.92	21.95	22.00		
1.4	1	0	64-QAM	21.96	21.92	21.98	18.70	0.0741
1.4	1	3		21.95	21.94	21.99		
1.4	1	5		21.95	21.97	21.94		
1.4	3	0		21.91	21.96	21.99		
1.4	3	1		21.97	21.97	22.00		
1.4	3	3		21.95	21.93	21.91		
1.4	6	0		20.93	21.02	20.96		
1.4	1	0	256-QAM	19.08	19.01	18.99	15.78	0.0378
1.4	1	3		18.90	19.00	18.89		
1.4	1	5		18.86	18.92	18.86		
1.4	3	0		18.82	18.89	18.88		
1.4	3	1		18.80	18.84	18.83		
1.4	3	3		18.85	18.79	18.76		
1.4	6	0		18.89	18.96	18.87		
Limit	EIRP < 1W			Result			Pass	



LTE Band 71 Maximum Average Power [dBm] (GT - LC = -9.9 dB)								
BW [MHz]	RB Size	RB Offset	Mod	Lowest	Middle	Highest	ERP (dBm)	ERP (W)
20	1	0	QPSK	23.97	23.98	23.97	11.93	0.0156
20	1	49		23.82	23.75	23.84		
20	1	99		23.73	23.74	23.85		
20	50	0		23.13	23.14	23.10		
20	50	24		23.12	23.04	23.05		
20	50	50		23.06	22.96	23.07		
20	100	0		23.13	23.01	23.07		
20	1	0	16-QAM	23.41	23.45	23.50	11.50	0.0141
20	1	49		23.43	23.47	23.48		
20	1	99		23.55	23.47	23.46		
20	50	0		22.16	22.10	22.14		
20	50	24		22.17	22.09	22.14		
20	50	50		22.09	22.06	22.11		
20	100	0		22.13	22.03	22.08		
20	1	0	64-QAM	22.19	22.23	22.32	10.37	0.0109
20	1	49		22.25	22.22	22.42		
20	1	99		22.26	22.15	22.23		
20	50	0		21.21	21.19	21.21		
20	50	24		21.21	21.15	21.20		
20	50	50		21.12	21.10	21.15		
20	100	0		21.13	21.05	21.14		
20	1	0	256-QAM	19.35	19.38	19.28	7.33	0.0054
20	1	49		19.07	19.15	19.07		
20	1	99		18.94	19.03	19.00		
20	50	0		19.28	19.30	19.29		
20	50	24		19.08	19.09	18.99		
20	50	50		18.77	18.84	18.84		
20	100	0		19.09	19.09	19.08		
Limit	ERP < 3W			Result			Pass	





LTE Band 71 Maximum Average Power [dBm] (GT - LC = -9.9 dB)								
BW [MHz]	RB Size	RB Offset	Mod	Lowest	Middle	Highest	ERP (dBm)	ERP (W)
15	1	0	QPSK	23.93	23.97	23.88	11.92	0.0156
15	1	37		23.72	23.66	23.80		
15	1	74		23.63	23.70	23.81		
15	36	0		23.11	23.11	23.07		
15	36	20		23.04	22.94	23.02		
15	36	39		22.99	22.90	23.07		
15	75	0		23.07	22.94	23.05		
15	1	0	16-QAM	23.38	23.42	23.50	11.45	0.0140
15	1	37		23.38	23.43	23.45		
15	1	74		23.46	23.47	23.41		
15	36	0		22.06	22.02	22.08		
15	36	20		22.08	22.04	22.14		
15	36	39		22.06	22.00	22.02		
15	75	0		22.04	21.94	22.02		
15	1	0	64-QAM	22.18	22.17	22.32	10.36	0.0109
15	1	37		22.19	22.13	22.41		
15	1	74		22.18	22.08	22.17		
15	36	0		21.21	21.12	21.16		
15	36	20		21.11	21.08	21.11		
15	36	39		21.12	21.04	21.14		
15	75	0		21.13	20.99	21.08		
15	1	0	256-QAM	19.25	19.28	19.22	7.23	0.0053
15	1	37		19.01	19.10	19.04		
15	1	74		18.84	19.02	18.99		
15	36	0		19.19	19.20	19.25		
15	36	20		19.06	19.02	18.91		
15	36	39		18.72	18.84	18.76		
15	75	0		19.02	19.03	19.01		
Limit	ERP < 3W			Result			Pass	



LTE Band 71 Maximum Average Power [dBm] (GT - LC = -9.9 dB)								
BW [MHz]	RB Size	RB Offset	Mod	Lowest	Middle	Highest	ERP (dBm)	ERP (W)
10	1	0	QPSK	23.90	23.92	23.88	11.87	0.0154
10	1	25		23.82	23.72	23.84		
10	1	49		23.64	23.67	23.83		
10	25	0		23.11	23.06	23.08		
10	25	12		23.07	23.00	22.98		
10	25	25		23.06	22.89	23.05		
10	50	0		23.11	23.00	22.98		
10	1	0	16-QAM	23.39	23.42	23.48	11.44	0.0139
10	1	25		23.42	23.46	23.39		
10	1	49		23.49	23.39	23.46		
10	25	0		22.14	22.07	22.08		
10	25	12		22.12	22.03	22.09		
10	25	25		22.05	22.02	22.10		
10	50	0		22.09	21.95	22.04		
10	1	0	64-QAM	22.12	22.22	22.30	10.27	0.0106
10	1	25		22.19	22.16	22.32		
10	1	49		22.25	22.07	22.21		
10	25	0		21.17	21.10	21.17		
10	25	12		21.19	21.12	21.12		
10	25	25		21.10	21.02	21.14		
10	50	0		21.13	20.96	21.11		
10	1	0	256-QAM	19.31	19.28	19.22	7.26	0.0053
10	1	25		18.98	19.12	19.00		
10	1	49		18.93	18.99	18.95		
10	25	0		19.25	19.23	19.23		
10	25	12		19.01	19.05	18.94		
10	25	25		18.69	18.78	18.83		
10	50	0		19.03	19.01	19.04		
Limit	ERP < 3W			Result			Pass	



LTE Band 71 Maximum Average Power [dBm] (GT - LC = -9.9 dB)								
BW [MHz]	RB Size	RB Offset	Mod	Lowest	Middle	Highest	ERP (dBm)	ERP (W)
5	1	0	QPSK	23.90	23.90	23.89	11.85	0.0153
5	1	12		23.81	23.75	23.81		
5	1	24		23.63	23.67	23.82		
5	12	0		23.04	23.07	23.06		
5	12	7		23.09	23.01	23.00		
5	12	13		23.06	22.88	23.00		
5	25	0		23.04	23.00	23.02		
5	1	0	16-QAM	23.37	23.44	23.50	11.45	0.0140
5	1	12		23.43	23.42	23.47		
5	1	24		23.45	23.46	23.41		
5	12	0		22.07	22.10	22.10		
5	12	7		22.12	22.06	22.05		
5	12	13		22.07	21.99	22.04		
5	25	0		22.05	21.95	22.06		
5	1	0	64-QAM	22.09	22.13	22.23	10.33	0.0108
5	1	12		22.19	22.21	22.38		
5	1	24		22.20	22.07	22.22		
5	12	0		21.11	21.17	21.18		
5	12	7		21.21	21.09	21.14		
5	12	13		21.07	21.08	21.06		
5	25	0		21.08	21.03	21.08		
5	1	0	256-QAM	19.29	19.31	19.23	7.26	0.0053
5	1	12		19.01	19.11	18.97		
5	1	24		18.90	18.97	18.98		
5	12	0		19.23	19.29	19.19		
5	12	7		19.04	19.04	18.93		
5	12	13		18.74	18.81	18.79		
5	25	0		19.07	19.03	19.04		
Limit	ERP < 3W			Result			Pass	



LTE Band 14 Maximum Average Power [dBm] (GT - LC = -8 dB)								
BW [MHz]	RB Size	RB Offset	Mod	Lowest	Middle	Highest	ERP (dBm)	ERP (W)
10	1	0	QPSK		24.22		14.07	0.0255
10	1	25			24.05			
10	1	49			24.08			
10	25	0			23.22			
10	25	12			23.19			
10	25	25			23.14			
10	50	0			23.15			
10	1	0	16-QAM		23.41		13.28	0.0213
10	1	25			23.43			
10	1	49			23.40			
10	25	0			22.21			
10	25	12			22.20			
10	25	25			22.19			
10	50	0			22.20			
10	1	0	64-QAM		22.32		12.17	0.0165
10	1	25			22.25			
10	1	49			22.24			
10	25	0			21.23			
10	25	12			21.19			
10	25	25			21.17			
10	50	0			21.24			
10	1	0	256-QAM		19.29		9.14	0.0082
10	1	25			19.12			
10	1	49			19.14			
10	25	0			19.29			
10	25	12			19.09			
10	25	25			19.03			
10	50	0			19.09			
Limit	ERP < 3W			Result			Pass	



LTE Band 14 Maximum Average Power [dBm] (GT - LC = -8 dB)								
BW [MHz]	RB Size	RB Offset	Mod	Lowest	Middle	Highest	ERP (dBm)	ERP (W)
5	1	0	QPSK	24.18	24.16	24.20	14.05	0.0254
5	1	12		24.05	24.03	24.03		
5	1	24		24.03	24.01	24.00		
5	12	0		23.18	23.18	23.18		
5	12	7		23.14	23.10	23.10		
5	12	13		23.06	23.14	23.13		
5	25	0		23.07	23.06	23.09		
5	1	0	16-QAM	23.39	23.32	23.32	13.28	0.0213
5	1	12		23.41	23.35	23.43		
5	1	24		23.38	23.37	23.31		
5	12	0		22.16	22.21	22.12		
5	12	7		22.17	22.16	22.13		
5	12	13		22.19	22.13	22.13		
5	25	0		22.11	22.17	22.20		
5	1	0	64-QAM	22.24	22.28	22.29	12.14	0.0164
5	1	12		22.19	22.24	22.18		
5	1	24		22.15	22.21	22.17		
5	12	0		21.23	21.22	21.15		
5	12	7		21.17	21.12	21.09		
5	12	13		21.14	21.10	21.09		
5	25	0		21.19	21.17	21.17		
5	1	0	256-QAM	19.26	19.19	19.26	9.13	0.0082
5	1	12		19.09	19.12	19.04		
5	1	24		19.14	19.14	19.08		
5	12	0		19.19	19.28	19.19		
5	12	7		19.01	19.09	19.09		
5	12	13		19.01	19.01	18.96		
5	25	0		19.07	19.04	19.06		
Limit	ERP < 3W			Result			Pass	



LTE Band 26 (Part90S) Maximum Average Power [dBm] (GT - LC = -7.5 dB)								
BW [MHz]	RB Size	RB Offset	Mod	Lowest	Middle	Highest	ERP (dBm)	ERP (W)
15	1	0	QPSK	23.99	-	-	14.34	0.0272
15	1	37		23.97	-	-		
15	1	74		23.91	-	-		
15	36	0		23.05	-	-		
15	36	20		23.05	-	-		
15	36	39		23.01	-	-		
15	75	0		23.04	-	-		
15	1	0	16-QAM	23.47	-	-	13.82	0.0241
15	1	37		23.37	-	-		
15	1	74		23.39	-	-		
15	36	0		22.11	-	-		
15	36	20		22.09	-	-		
15	36	39		22.07	-	-		
15	75	0		22.06	-	-		
15	1	0	64-QAM	22.28	-	-	12.63	0.0183
15	1	37		22.22	-	-		
15	1	74		22.17	-	-		
15	36	0		21.13	-	-		
15	36	20		21.10	-	-		
15	36	39		21.07	-	-		
15	75	0		21.05	-	-		
15	1	0	256-QAM	19.09	-	-	9.54	0.0090
15	1	37		18.82	-	-		
15	1	74		18.82	-	-		
15	36	0		19.19	-	-		
15	36	20		18.97	-	-		
15	36	39		18.79	-	-		
15	75	0		18.99	-	-		
Limit	Power < 100W			Result			Pass	



LTE Band 26 (Part90S) Maximum Average Power [dBm] (GT - LC = -7.5 dB)								
BW [MHz]	RB Size	RB Offset	Mod	Lowest	Middle	Highest	ERP (dBm)	ERP (W)
10	1	0	QPSK	-	23.97	-	14.32	0.0270
10	1	25		-	23.87	-		
10	1	49		-	23.81	-		
10	25	0		-	23.04	-		
10	25	12		-	22.96	-		
10	25	25		-	22.97	-		
10	50	0		-	22.94	-		
10	1	0	16-QAM	-	23.48	-	13.83	0.0242
10	1	25		-	23.26	-		
10	1	49		-	23.20	-		
10	25	0		-	21.99	-		
10	25	12		-	22.02	-		
10	25	25		-	21.93	-		
10	50	0		-	22.01	-		
10	1	0	64-QAM	-	22.20	-	12.55	0.0180
10	1	25		-	22.10	-		
10	1	49		-	22.11	-		
10	25	0		-	21.11	-		
10	25	12		-	21.03	-		
10	25	25		-	21.02	-		
10	50	0		-	20.94	-		
10	1	0	256-QAM	-	19.13	-	9.48	0.0089
10	1	25		-	18.92	-		
10	1	49		-	18.81	-		
10	25	0		-	19.10	-		
10	25	12		-	18.97	-		
10	25	25		-	18.69	-		
10	50	0		-	19.02	-		
Limit	Power < 100W			Result			Pass	



LTE Band 26 (Part90S) Maximum Average Power [dBm] (GT - LC = -7.5 dB)								
BW [MHz]	RB Size	RB Offset	Mod	Lowest	Middle	Highest	ERP (dBm)	ERP (W)
5	1	0	QPSK	23.90	23.80	23.81	14.34	0.0272
5	1	12		23.95	23.99	23.95		
5	1	24		23.90	23.92	23.96		
5	12	0		22.97	23.07	22.91		
5	12	7		23.04	23.00	23.05		
5	12	13		22.98	23.01	23.02		
5	25	0		23.02	23.08	23.02		
5	1	0	16-QAM	23.43	23.44	23.35	13.79	0.0239
5	1	12		23.31	23.35	23.40		
5	1	24		23.31	23.32	23.31		
5	12	0		22.07	22.08	21.97		
5	12	7		22.08	22.10	22.10		
5	12	13		22.00	22.09	21.95		
5	25	0		22.01	21.94	21.95		
5	1	0	64-QAM	22.19	22.11	22.10	12.61	0.0182
5	1	12		22.13	22.07	22.17		
5	1	24		22.17	22.26	22.10		
5	12	0		21.12	21.14	21.13		
5	12	7		21.08	21.03	21.03		
5	12	13		21.02	21.01	21.04		
5	25	0		20.95	20.95	21.04		
5	1	0	256-QAM	19.01	18.92	18.92	9.49	0.0089
5	1	12		18.81	18.90	18.79		
5	1	24		18.80	18.72	18.90		
5	12	0		19.14	19.06	19.05		
5	12	7		18.91	18.97	18.94		
5	12	13		18.75	18.73	18.66		
5	25	0		18.99	19.01	18.90		
Limit	Power < 100W			Result			Pass	





LTE Band 26 (Part90S) Maximum Average Power [dBm] (GT - LC = -7.5 dB)								
BW [MHz]	RB Size	RB Offset	Mod	Lowest	Middle	Highest	ERP (dBm)	ERP (W)
3	1	0	QPSK	23.97	23.95	24.02	14.37	0.0274
3	1	8		23.92	23.88	23.99		
3	1	14		23.84	23.81	23.94		
3	8	0		23.00	22.97	23.03		
3	8	4		22.96	23.03	22.93		
3	8	7		22.93	22.99	23.00		
3	15	0		23.04	23.09	23.10		
3	1	0	16-QAM	23.39	23.47	23.40	13.82	0.0241
3	1	8		23.32	23.34	23.29		
3	1	14		23.33	23.41	23.42		
3	8	0		22.02	21.93	22.09		
3	8	4		22.04	22.12	22.07		
3	8	7		21.99	21.89	22.09		
3	15	0		22.01	22.01	22.08		
3	1	0	64-QAM	22.28	22.34	22.37	12.72	0.0187
3	1	8		22.17	22.14	22.24		
3	1	14		22.14	22.09	22.13		
3	8	0		21.09	21.04	21.10		
3	8	4		21.06	21.15	21.10		
3	8	7		20.99	21.08	21.09		
3	15	0		21.00	20.92	20.95		
3	1	0	256-QAM	19.03	18.97	19.07	9.52	0.0090
3	1	8		18.72	18.67	18.76		
3	1	14		18.82	18.88	18.81		
3	8	0		19.16	19.11	19.17		
3	8	4		18.97	18.96	19.02		
3	8	7		18.74	18.81	18.65		
3	15	0		18.94	19.00	18.89		
Limit	Power < 100W			Result			Pass	



LTE Band 26 (Part90S) Maximum Average Power [dBm] (GT - LC = -7.5 dB)								
BW [MHz]	RB Size	RB Offset	Mod	Lowest	Middle	Highest	ERP (dBm)	ERP (W)
1.4	1	0	QPSK	23.91	23.97	23.84	14.36	0.0273
1.4	1	3		23.91	23.96	23.85		
1.4	1	5		23.91	23.93	23.94		
1.4	3	0		23.98	23.98	24.01		
1.4	3	1		23.90	23.83	23.93		
1.4	3	3		23.93	23.85	23.92		
1.4	6	0		22.95	22.94	22.91		
1.4	1	0	16-QAM	23.05	23.14	22.95	13.49	0.0223
1.4	1	3		23.00	23.08	22.96		
1.4	1	5		22.98	22.90	23.02		
1.4	3	0		22.97	22.97	22.96		
1.4	3	1		23.03	23.09	22.97		
1.4	3	3		23.01	23.01	22.94		
1.4	6	0		22.09	22.12	22.10		
1.4	1	0	64-QAM	22.09	22.03	22.05	12.53	0.0179
1.4	1	3		22.11	22.09	22.11		
1.4	1	5		22.09	22.12	22.04		
1.4	3	0		22.11	22.18	22.15		
1.4	3	1		22.03	22.06	22.04		
1.4	3	3		22.06	22.01	21.98		
1.4	6	0		21.09	21.01	21.12		
1.4	1	0	256-QAM	19.04	18.96	19.10	9.56	0.0090
1.4	1	3		18.72	18.64	18.74		
1.4	1	5		18.80	18.70	18.81		
1.4	3	0		19.19	19.21	19.13		
1.4	3	1		18.90	18.94	18.83		
1.4	3	3		18.70	18.72	18.71		
1.4	6	0		18.97	18.98	18.89		
Limit	Power < 100W			Result			Pass	



LTE Band 26 (Part90S) Straddle Maximum Average Power [dBm] (GT - LC = -7.5 dB)								
BW [MHz]	RB Size	RB Offset	Mod	Lowest	Middle	Highest	ERP (dBm)	ERP (W)
15	1	0	QPSK	-	24.08	-	14.43	0.0277
15	1	37		-	23.87	-		
15	1	74		-	24.00	-		
15	36	0		-	23.09	-		
15	36	20		-	23.14	-		
15	36	39		-	22.99	-		
15	75	0		-	23.08	-		
15	1	0	16-QAM	-	23.49	-	13.84	0.0242
15	1	37		-	23.31	-		
15	1	74		-	23.30	-		
15	36	0		-	22.19	-		
15	36	20		-	22.00	-		
15	36	39		-	22.06	-		
15	75	0		-	21.97	-		
15	1	0	64-QAM	-	22.35	-	12.70	0.0186
15	1	37		-	22.25	-		
15	1	74		-	22.15	-		
15	36	0		-	21.09	-		
15	36	20		-	21.06	-		
15	36	39		-	21.13	-		
15	75	0		-	21.02	-		
15	1	0	256-QAM	-	19.13	-	9.48	0.0089
15	1	37		-	18.83	-		
15	1	74		-	18.82	-		
15	36	0		-	19.12	-		
15	36	20		-	18.91	-		
15	36	39		-	18.70	-		
15	75	0		-	18.92	-		
Limit	Reporting only			Result			N/A	



LTE Band 26 (Part90S) Straddle Maximum Average Power [dBm] (GT - LC = -7.5 dB)								
BW [MHz]	RB Size	RB Offset	Mod	Lowest	Middle	Highest	ERP (dBm)	ERP (W)
10	1	0	QPSK	-	23.99	-	14.34	0.0272
10	1	25		-	23.81	-		
10	1	49		-	23.84	-		
10	25	0		-	23.05	-		
10	25	12		-	22.88	-		
10	25	25		-	22.91	-		
10	50	0		-	23.12	-		
10	1	0	16-QAM	-	23.37	-	13.72	0.0236
10	1	25		-	23.30	-		
10	1	49		-	23.37	-		
10	25	0		-	22.11	-		
10	25	12		-	21.99	-		
10	25	25		-	22.00	-		
10	50	0		-	21.98	-		
10	1	0	64-QAM	-	22.23	-	12.58	0.0181
10	1	25		-	22.14	-		
10	1	49		-	22.04	-		
10	25	0		-	21.02	-		
10	25	12		-	20.93	-		
10	25	25		-	20.91	-		
10	50	0		-	20.94	-		
10	1	0	256-QAM	-	19.03	-	9.53	0.0090
10	1	25		-	18.79	-		
10	1	49		-	18.72	-		
10	25	0		-	19.18	-		
10	25	12		-	18.95	-		
10	25	25		-	18.71	-		
10	50	0		-	18.98	-		
Limit	Reporting only			Result			N/A	



LTE Band 26 (Part90S) Straddle Maximum Average Power [dBm] (GT - LC = -7.5 dB)								
BW [MHz]	RB Size	RB Offset	Mod	Lowest	Middle	Highest	ERP (dBm)	ERP (W)
5	1	0	QPSK	-	23.85	-	14.27	0.0267
5	1	12		-	23.85	-		
5	1	24		-	23.92	-		
5	12	0		-	22.95	-		
5	12	7		-	23.06	-		
5	12	13		-	23.05	-		
5	25	0		-	22.96	-		
5	1	0	16-QAM	-	23.45	-	13.80	0.0240
5	1	12		-	23.22	-		
5	1	24		-	23.32	-		
5	12	0		-	22.14	-		
5	12	7		-	22.01	-		
5	12	13		-	21.94	-		
5	25	0		-	21.96	-		
5	1	0	64-QAM	-	22.28	-	12.63	0.0183
5	1	12		-	22.06	-		
5	1	24		-	22.09	-		
5	12	0		-	21.16	-		
5	12	7		-	21.15	-		
5	12	13		-	21.12	-		
5	25	0		-	21.05	-		
5	1	0	256-QAM	-	18.97	-	9.42	0.0087
5	1	12		-	18.88	-		
5	1	24		-	18.86	-		
5	12	0		-	19.07	-		
5	12	7		-	18.92	-		
5	12	13		-	18.78	-		
5	25	0		-	18.97	-		
Limit	Reporting only			Result			N/A	



LTE Band 26 (Part90S) Straddle Maximum Average Power [dBm] (GT - LC = -7.5 dB)								
BW [MHz]	RB Size	RB Offset	Mod	Lowest	Middle	Highest	ERP (dBm)	ERP (W)
3	1	0	QPSK	-	23.88	-	14.23	0.0265
3	1	8		-	23.86	-		
3	1	14		-	23.86	-		
3	8	0		-	22.90	-		
3	8	4		-	22.96	-		
3	8	7		-	22.95	-		
3	15	0		-	23.06	-		
3	1	0	16-QAM	-	23.34	-	13.69	0.0234
3	1	8		-	23.22	-		
3	1	14		-	23.24	-		
3	8	0		-	21.92	-		
3	8	4		-	22.13	-		
3	8	7		-	22.06	-		
3	15	0		-	21.97	-		
3	1	0	64-QAM	-	22.26	-	12.61	0.0182
3	1	8		-	22.09	-		
3	1	14		-	22.15	-		
3	8	0		-	21.19	-		
3	8	4		-	21.09	-		
3	8	7		-	20.89	-		
3	15	0		-	21.04	-		
3	1	0	256-QAM	-	18.93	-	9.50	0.0089
3	1	8		-	18.79	-		
3	1	14		-	18.74	-		
3	8	0		-	19.15	-		
3	8	4		-	19.02	-		
3	8	7		-	18.71	-		
3	15	0		-	18.97	-		
Limit	Reporting only			Result			N/A	



LTE Band 26 (Part90S) Straddle Maximum Average Power [dBm] (GT - LC = -7.5 dB)								
BW [MHz]	RB Size	RB Offset	Mod	Lowest	Middle	Highest	ERP (dBm)	ERP (W)
1.4	1	0	QPSK	-	23.93	-	14.36	0.0273
1.4	1	3		-	23.92	-		
1.4	1	5		-	23.99	-		
1.4	3	0		-	24.01	-		
1.4	3	1		-	23.90	-		
1.4	3	3		-	23.88	-		
1.4	6	0		-	22.93	-		
1.4	1	0	16-QAM	-	23.04	-	13.44	0.0221
1.4	1	3		-	23.01	-		
1.4	1	5		-	23.07	-		
1.4	3	0		-	23.03	-		
1.4	3	1		-	23.04	-		
1.4	3	3		-	23.09	-		
1.4	6	0		-	21.99	-		
1.4	1	0	64-QAM	-	22.10	-	12.50	0.0178
1.4	1	3		-	22.15	-		
1.4	1	5		-	21.99	-		
1.4	3	0		-	22.08	-		
1.4	3	1		-	22.05	-		
1.4	3	3		-	22.01	-		
1.4	6	0		-	21.10	-		
1.4	1	0	256-QAM	-	19.00	-	9.54	0.0090
1.4	1	3		-	18.75	-		
1.4	1	5		-	18.79	-		
1.4	3	0		-	19.19	-		
1.4	3	1		-	18.84	-		
1.4	3	3		-	18.61	-		
1.4	6	0		-	18.94	-		
Limit	Reporting only			Result			N/A	



LTE Band 38(HPUE) Maximum Average Power [dBm] (GT - LC = -2.4 dB)								
BW [MHz]	RB Size	RB Offset	Mod	Lowest	Middle	Highest	EIRP (dBm)	EIRP (W)
20	1	0	QPSK	25.79	25.80	25.71	23.40	0.2188
20	1	49		25.70	25.62	25.62		
20	1	99		25.77	25.68	25.62		
20	50	0		24.82	24.83	24.69		
20	50	24		24.81	24.76	24.69		
20	50	50		24.80	24.74	24.70		
20	100	0		24.81	24.73	24.73		
20	1	0	16-QAM	25.11	25.00	24.96	22.71	0.1866
20	1	49		24.95	24.87	24.82		
20	1	99		24.99	24.91	24.86		
20	50	0		23.82	23.75	23.74		
20	50	24		23.83	23.79	23.72		
20	50	50		23.81	23.76	23.71		
20	100	0		23.84	23.81	23.75		
20	1	0	64-QAM	23.64	23.69	23.83	21.43	0.1390
20	1	49		23.52	23.45	23.41		
20	1	99		23.55	23.46	23.43		
20	50	0		22.84	22.78	22.73		
20	50	24		22.83	22.77	22.71		
20	50	50		22.82	22.75	22.69		
20	100	0		22.84	22.76	22.74		
20	1	0	256-QAM	20.50	20.52	20.42	18.65	0.0733
20	1	49		20.33	20.36	20.28		
20	1	99		20.29	20.31	20.23		
20	50	0		20.99	21.05	21.02		
20	50	24		20.94	21.00	20.97		
20	50	50		20.88	20.93	20.90		
20	100	0		20.84	20.94	20.84		
Limit	EIRP < 2W			Result			Pass	





LTE Band 38(HPUE) Maximum Average Power [dBm] (GT - LC = -2.4 dB)								
BW [MHz]	RB Size	RB Offset	Mod	Lowest	Middle	Highest	EIRP (dBm)	EIRP (W)
15	1	0	QPSK	25.70	25.72	25.70	23.37	0.2173
15	1	37		25.65	25.57	25.61		
15	1	74		25.77	25.66	25.61		
15	36	0		24.79	24.80	24.61		
15	36	20		24.78	24.66	24.69		
15	36	39		24.74	24.69	24.65		
15	75	0		24.81	24.63	24.73		
15	1	0	16-QAM	25.06	24.97	24.88	22.66	0.1845
15	1	37		24.95	24.83	24.72		
15	1	74		24.90	24.89	24.78		
15	36	0		23.74	23.71	23.74		
15	36	20		23.76	23.70	23.65		
15	36	39		23.77	23.71	23.66		
15	75	0		23.79	23.81	23.68		
15	1	0	64-QAM	23.58	23.68	23.80	21.40	0.1380
15	1	37		23.46	23.39	23.36		
15	1	74		23.46	23.44	23.38		
15	36	0		22.79	22.78	22.67		
15	36	20		22.83	22.69	22.67		
15	36	39		22.81	22.74	22.66		
15	75	0		22.79	22.68	22.72		
15	1	0	256-QAM	20.49	20.45	20.34	18.58	0.0721
15	1	37		20.23	20.26	20.18		
15	1	74		20.27	20.24	20.23		
15	36	0		20.94	20.98	20.98		
15	36	20		20.88	20.98	20.88		
15	36	39		20.78	20.88	20.86		
15	75	0		20.74	20.91	20.84		
Limit	EIRP < 2W			Result			Pass	



LTE Band 38(HPUE) Maximum Average Power [dBm] (GT - LC = -2.4 dB)								
BW [MHz]	RB Size	RB Offset	Mod	Lowest	Middle	Highest	EIRP (dBm)	EIRP (W)
10	1	0	QPSK	25.76	25.76	25.71	23.36	0.2168
10	1	25		25.67	25.60	25.60		
10	1	49		25.69	25.68	25.60		
10	25	0		24.80	24.82	24.69		
10	25	12		24.76	24.68	24.67		
10	25	25		24.77	24.67	24.60		
10	50	0		24.75	24.67	24.67		
10	1	0	16-QAM	25.06	24.99	24.90	22.66	0.1845
10	1	25		24.89	24.84	24.75		
10	1	49		24.98	24.81	24.85		
10	25	0		23.79	23.70	23.68		
10	25	12		23.78	23.71	23.62		
10	25	25		23.77	23.74	23.65		
10	50	0		23.74	23.79	23.68		
10	1	0	64-QAM	23.55	23.61	23.82	21.42	0.1387
10	1	25		23.47	23.43	23.31		
10	1	49		23.50	23.42	23.34		
10	25	0		22.83	22.68	22.69		
10	25	12		22.77	22.71	22.70		
10	25	25		22.74	22.72	22.69		
10	50	0		22.78	22.67	22.66		
10	1	0	256-QAM	20.40	20.50	20.37	18.62	0.0728
10	1	25		20.29	20.34	20.25		
10	1	49		20.29	20.29	20.13		
10	25	0		20.92	21.02	21.02		
10	25	12		20.89	20.93	20.88		
10	25	25		20.84	20.92	20.83		
10	50	0		20.79	20.87	20.83		
Limit	EIRP < 2W			Result			Pass	



LTE Band 38(HPUE) Maximum Average Power [dBm] (GT - LC = -2.4 dB)								
BW [MHz]	RB Size	RB Offset	Mod	Lowest	Middle	Highest	EIRP (dBm)	EIRP (W)
5	1	0	QPSK	25.71	25.79	25.66	23.39	0.2183
5	1	12		25.63	25.55	25.61		
5	1	24		25.74	25.64	25.62		
5	12	0		24.76	24.74	24.69		
5	12	7		24.73	24.68	24.61		
5	12	13		24.77	24.74	24.70		
5	25	0		24.80	24.71	24.64		
5	1	0	16-QAM	25.03	24.98	24.86	22.63	0.1832
5	1	12		24.95	24.82	24.76		
5	1	24		24.98	24.91	24.78		
5	12	0		23.81	23.75	23.70		
5	12	7		23.81	23.76	23.63		
5	12	13		23.74	23.73	23.68		
5	25	0		23.76	23.76	23.75		
5	1	0	64-QAM	23.58	23.64	23.83	21.43	0.1390
5	1	12		23.50	23.43	23.36		
5	1	24		23.48	23.43	23.35		
5	12	0		22.78	22.69	22.64		
5	12	7		22.75	22.69	22.61		
5	12	13		22.76	22.66	22.61		
5	25	0		22.83	22.74	22.64		
5	1	0	256-QAM	20.42	20.45	20.38	18.61	0.0726
5	1	12		20.29	20.36	20.18		
5	1	24		20.28	20.29	20.16		
5	12	0		20.90	20.98	21.01		
5	12	7		20.90	20.96	20.97		
5	12	13		20.78	20.93	20.83		
5	25	0		20.76	20.90	20.75		
Limit	EIRP < 2W			Result			Pass	



LTE Band 5B_CA Maximum Average Power [dBm] (GT - LC = -7.5 dB)										
BW [MHz]	PCC		SCC		Mod	Lowest	Middle	Highest	ERP (dBm)	ERP (W)
	RB Size	RB Offset	RB Size	RB Offset						
10+10	50	0	50	0	QPSK	21.30	21.18	21.22	13.28	0.0213
10+10	1	0	1	49		15.98	15.91	15.63		
10+10	1	49	1	0		22.90	22.93	22.75		
10+10	50	0	50	0	16-QAM	20.28	20.16	20.10	12.78	0.0190
10+10	1	0	1	49		16.30	16.36	16.33		
10+10	1	49	1	0		22.16	22.43	22.28		
10+10	50	0	50	0	64-QAM	20.26	20.16	20.11	10.61	0.0115
10+10	1	0	1	49		16.31	16.24	16.31		
10+10	1	49	1	0		20.21	20.21	20.15		
10+10	50	0	50	0	256-QAM	17.85	17.79	17.77	8.20	0.0066
10+10	1	0	1	49		16.33	16.26	16.21		
10+10	1	49	1	0		17.55	17.64	17.50		
10+5	50	0	25	0	QPSK	21.32	21.20	21.36	13.24	0.0211
10+5	1	0	1	24		14.34	14.23	14.28		
10+5	1	49	1	0		22.89	22.87	22.58		
10+5	50	0	25	0	16-QAM	20.28	20.13	20.16	12.98	0.0199
10+5	1	0	1	24		14.64	14.67	14.55		
10+5	1	49	1	0		22.35	22.42	22.63		
10+5	50	0	25	0	64-QAM	20.32	20.15	20.16	10.67	0.0117
10+5	1	0	1	24		14.54	14.66	14.58		
10+5	1	49	1	0		20.26	20.15	20.17		
10+5	50	0	25	0	256-QAM	17.87	17.83	17.85	8.22	0.0066
10+5	1	0	1	24		14.54	14.49	14.56		
10+5	1	49	1	0		17.58	17.79	17.55		
5+10	25	0	50	0	QPSK	21.15	21.08	21.00	13.37	0.0217
5+10	1	0	1	49		14.09	13.99	13.81		
5+10	1	24	1	0		23.02	22.96	22.84		
5+10	25	0	50	0	16-QAM	20.14	20.07	19.96	12.67	0.0185
5+10	1	0	1	49		14.31	14.53	14.17		
5+10	1	24	1	0		21.86	22.32	22.22		
5+10	25	0	50	0	64-QAM	20.04	20.06	19.98	10.55	0.0114
5+10	1	0	1	49		14.33	14.38	14.19		
5+10	1	24	1	0		20.19	20.20	20.18		
5+10	25	0	50	0	256-QAM	17.75	17.65	17.69	8.24	0.0067
5+10	1	0	1	49		14.28	14.20	14.06		
5+10	1	24	1	0		17.75	17.67	17.89		
Limit	ERP < 7W				Result				Pass	



LTE Band 5B_CA Maximum Average Power [dBm] (GT - LC = -7.5 dB)										
BW [MHz]	PCC		SCC		Mod	Lowest	Middle	Highest	ERP (dBm)	ERP (W)
	RB Size	RB Offset	RB Size	RB Offset						
5+3	25	0	15	0	QPSK	23.22	22.87	22.95	13.71	0.0235
5+3	1	0	1	14		23.36	22.86	23.19		
5+3	1	24	1	0		22.95	22.56	22.50		
5+3	25	0	15	0	16-QAM	23.24	22.92	22.97	14.12	0.0258
5+3	1	0	1	14		23.77	23.40	23.60		
5+3	1	24	1	0		23.24	23.02	22.81		
5+3	25	0	15	0	64-QAM	23.22	22.89	22.97	13.95	0.0248
5+3	1	0	1	14		23.60	23.33	23.46		
5+3	1	24	1	0		23.42	23.04	22.83		
5+3	25	0	15	0	256-QAM	22.40	22.30	22.58	13.25	0.0211
5+3	1	0	1	14		22.90	22.67	22.76		
5+3	1	24	1	0		22.33	22.26	22.50		
3+5	15	0	25	0	QPSK	23.18	22.75	22.80	13.53	0.0225
3+5	1	0	1	24		14.37	14.07	14.18		
3+5	1	14	1	0		23.02	22.76	22.68		
3+5	15	0	25	0	16-QAM	23.18	22.76	22.83	13.62	0.0230
3+5	1	0	1	24		14.58	14.37	14.57		
3+5	1	14	1	0		23.27	23.15	22.84		
3+5	15	0	25	0	64-QAM	23.16	22.78	22.80	13.56	0.0227
3+5	1	0	1	24		14.58	14.46	14.62		
3+5	1	14	1	0		23.21	23.12	22.98		
3+5	15	0	25	0	256-QAM	22.18	22.05	22.24	12.79	0.0190
3+5	1	0	1	24		14.43	14.46	14.48		
3+5	1	14	1	0		22.32	22.29	22.44		
Limit	ERP < 7W					Result			Pass	



LTE Band 66B_CA Maximum Average Power [dBm] (GT - LC = -3.3 dB)										
BW [MHz]	PCC		SCC		Mod	Lowest	Middle	Highest	EIRP (dBm)	EIRP (W)
	RB Size	RB Offset	RB Size	RB Offset						
10+10	50	0	50	0	QPSK	20.72	20.65	20.71	19.26	0.0843
10+10	1	0	1	49		15.14	15.25	15.28		
10+10	1	49	1	0		22.56	22.20	22.12		
10+10	50	0	50	0	16-QAM	19.75	19.62	19.65	18.77	0.0753
10+10	1	0	1	49		15.43	15.66	15.43		
10+10	1	49	1	0		22.07	21.66	21.58		
10+10	50	0	50	0	64-QAM	19.72	19.71	19.55	16.56	0.0453
10+10	1	0	1	49		15.42	15.65	15.62		
10+10	1	49	1	0		19.86	19.67	19.46		
10+10	50	0	50	0	256-QAM	17.49	17.70	17.71	14.58	0.0287
10+10	1	0	1	49		15.50	15.40	15.23		
10+10	1	49	1	0		17.88	17.74	17.55		
15+5	75	0	25	0	QPSK	20.67	20.61	20.35	19.23	0.0838
15+5	1	0	1	24		15.06	15.15	15.17		
15+5	1	74	1	0		22.53	22.32	22.17		
15+5	75	0	25	0	16-QAM	19.58	19.55	19.43	18.75	0.0750
15+5	1	0	1	24		15.53	15.48	15.44		
15+5	1	74	1	0		22.05	21.68	21.71		
15+5	75	0	25	0	64-QAM	19.59	19.57	19.44	16.82	0.0481
15+5	1	0	1	24		15.60	15.55	15.55		
15+5	1	74	1	0		20.12	19.85	19.60		
15+5	75	0	25	0	256-QAM	17.51	17.42	17.35	14.77	0.0300
15+5	1	0	1	24		15.09	15.35	15.26		
15+5	1	74	1	0		18.07	17.47	17.84		
5+15	25	0	75	0	QPSK	20.52	20.58	20.45	19.24	0.0839
5+15	1	0	1	74		15.02	15.01	14.95		
5+15	1	24	1	0		22.54	22.37	22.39		
5+15	25	0	75	0	16-QAM	19.51	19.53	19.45	18.44	0.0698
5+15	1	0	1	74		15.38	15.37	15.30		
5+15	1	24	1	0		21.74	21.73	21.63		
5+15	25	0	75	0	64-QAM	19.40	19.54	19.45	16.68	0.0466
5+15	1	0	1	74		15.79	15.44	15.34		
5+15	1	24	1	0		19.88	19.92	19.98		
5+15	25	0	75	0	256-QAM	17.55	17.57	17.38	14.47	0.0280
5+15	1	0	1	74		15.28	15.29	15.05		
5+15	1	24	1	0		17.70	17.66	17.77		
Limit	EIRP < 1W					Result			Pass	



LTE Band 66B_CA Maximum Average Power [dBm] (GT - LC = -3.3 dB)										
BW [MHz]	PCC		SCC		Mod	Lowest	Middle	Highest	EIRP (dBm)	EIRP (W)
	RB Size	RB Offset	RB Size	RB Offset						
10+5	50	0	25	0	QPSK	20.66	20.91	20.88	19.26	0.0843
10+5	1	0	1	24		13.22	13.36	13.65		
10+5	1	49	1	0		22.45	22.50	22.56		
10+5	50	0	25	0	16-QAM	19.66	19.68	19.68	18.72	0.0745
10+5	1	0	1	24		13.57	13.79	13.77		
10+5	1	49	1	0		22.02	21.93	21.88		
10+5	50	0	25	0	64-QAM	19.67	19.81	19.75	17.01	0.0502
10+5	1	0	1	24		13.60	13.62	13.69		
10+5	1	49	1	0		20.31	19.95	19.96		
10+5	50	0	25	0	256-QAM	17.56	17.55	17.52	14.60	0.0288
10+5	1	0	1	24		13.38	13.49	13.44		
10+5	1	49	1	0		17.90	17.42	17.52		
5+10	25	0	50	0	QPSK	20.61	20.76	20.53	19.29	0.0849
5+10	1	0	1	49		13.21	13.25	13.16		
5+10	1	24	1	0		22.59	22.53	22.48		
5+10	25	0	50	0	16-QAM	19.67	19.69	19.55	18.72	0.0745
5+10	1	0	1	49		13.73	13.48	13.66		
5+10	1	24	1	0		22.02	21.71	21.92		
5+10	25	0	50	0	64-QAM	19.64	19.68	19.55	16.73	0.0471
5+10	1	0	1	49		13.58	13.68	13.38		
5+10	1	24	1	0		19.96	20.03	19.60		
5+10	25	0	50	0	256-QAM	17.58	17.60	17.47	14.80	0.0302
5+10	1	0	1	49		13.50	13.57	13.38		
5+10	1	24	1	0		17.75	18.10	17.82		
5+5	25	0	25	0	QPSK	20.70	20.68	23.20	20.87	0.1222
5+5	1	0	1	24		13.84	13.60	24.17		
5+5	1	24	1	0		22.42	22.51	24.09		
5+5	25	0	25	0	16-QAM	19.63	19.67	22.29	20.28	0.1067
5+5	1	0	1	24		13.91	14.05	23.57		
5+5	1	24	1	0		21.67	22.00	23.58		
5+5	25	0	25	0	64-QAM	19.64	19.64	21.39	19.27	0.0845
5+5	1	0	1	24		13.10	13.90	22.57		
5+5	1	24	1	0		19.99	19.90	22.57		
5+5	25	0	25	0	256-QAM	17.62	19.53	19.03	16.54	0.0451
5+5	1	0	1	24		13.68	19.84	19.39		
5+5	1	24	1	0		17.83	19.76	19.60		
Limit	EIRP < 1W					Result			Pass	



LTE Band 66C_CA Maximum Average Power [dBm] (GT - LC = -3.3 dB)										
BW [MHz]	PCC		SCC		Mod	Lowest	Middle	Highest	EIRP (dBm)	EIRP (W)
	RB Size	RB Offset	RB Size	RB Offset						
20+20	100	0	100	0	QPSK	20.33	20.28	20.15	19.11	0.0815
20+20	1	0	1	99		14.58	14.84	14.76		
20+20	1	99	1	0		22.41	22.35	22.15		
20+20	100	0	100	0	16-QAM	19.32	19.36	19.23	18.35	0.0684
20+20	1	0	1	99		15.55	15.21	15.22		
20+20	1	99	1	0		21.65	21.55	21.58		
20+20	100	0	100	0	64-QAM	19.25	19.88	19.58	16.58	0.0455
20+20	1	0	1	99		15.11	15.21	15.23		
20+20	1	99	1	0		19.58	19.85	19.55		
20+20	100	0	100	0	256-QAM	17.46	17.54	17.58	14.38	0.0274
20+20	1	0	1	99		15.23	15.33	15.32		
20+20	1	99	1	0		17.22	17.68	17.65		
20+15	100	0	75	0	QPSK	20.41	20.37	20.28	19.20	0.0832
20+15	1	0	1	74		14.72	14.80	14.12		
20+15	1	74	1	0		22.50	22.23	22.21		
20+15	100	0	75	0	16-QAM	19.34	19.30	19.20	18.64	0.0731
20+15	1	0	1	74		15.09	15.30	15.29		
20+15	1	74	1	0		21.94	21.77	21.70		
20+15	100	0	75	0	64-QAM	19.37	19.31	19.23	16.67	0.0465
20+15	1	0	1	74		15.08	15.20	15.25		
20+15	1	74	1	0		19.97	19.59	19.62		
20+15	100	0	75	0	256-QAM	17.56	17.48	17.41	14.66	0.0292
20+15	1	0	1	74		15.10	15.21	15.17		
20+15	1	74	1	0		17.96	17.79	17.72		
15+20	75	0	100	0	QPSK	20.34	20.33	20.21	19.14	0.0820
15+20	1	0	1	99		14.68	14.62	14.62		
15+20	1	74	1	0		22.44	22.33	22.23		
15+20	75	0	100	0	16-QAM	19.27	19.27	19.18	18.58	0.0721
15+20	1	0	1	99		15.03	15.08	15.14		
15+20	1	74	1	0		21.88	21.78	21.73		
15+20	75	0	100	0	64-QAM	19.31	19.29	19.19	16.62	0.0459
15+20	1	0	1	99		15.01	15.02	14.97		
15+20	1	74	1	0		19.92	19.64	19.60		
15+20	75	0	100	0	256-QAM	17.45	17.45	17.40	14.66	0.0292
15+20	1	0	1	99		15.00	15.16	15.08		
15+20	1	74	1	0		17.96	17.87	17.84		
Limit	EIRP < 1W					Result			Pass	





LTE Band 66C_CA Maximum Average Power [dBm] (GT - LC = -3.3 dB)										
BW [MHz]	PCC		SCC		Mod	Lowest	Middle	Highest	EIRP (dBm)	EIRP (W)
	RB Size	RB Offset	RB Size	RB Offset						
20+10	100	0	50	0	QPSK	20.38	20.37	20.25	19.14	0.0820
20+10	1	0	1	49		14.78	14.89	14.89		
20+10	1	99	1	0		22.44	22.22	22.18		
20+10	100	0	50	0	16-QAM	19.37	19.32	19.25	18.52	0.0711
20+10	1	0	1	49		15.21	15.44	15.38		
20+10	1	99	1	0		21.82	21.63	21.53		
20+10	100	0	50	0	64-QAM	19.33	19.32	19.18	16.82	0.0481
20+10	1	0	1	49		15.20	15.21	15.30		
20+10	1	99	1	0		20.12	19.68	19.66		
20+10	100	0	50	0	256-QAM	17.51	17.51	17.43	14.67	0.0293
20+10	1	0	1	49		15.31	15.35	15.37		
20+10	1	99	1	0		17.97	17.76	17.70		
10+20	50	0	100	0	QPSK	20.22	20.20	20.20	18.95	0.0785
10+20	1	0	1	99		14.62	14.61	14.58		
10+20	1	49	1	0		22.25	22.25	22.21		
10+20	50	0	100	0	16-QAM	19.24	19.25	19.08	18.50	0.0708
10+20	1	0	1	99		14.97	15.03	14.99		
10+20	1	49	1	0		21.80	21.40	21.55		
10+20	50	0	100	0	64-QAM	19.23	19.23	19.17	16.67	0.0465
10+20	1	0	1	99		15.01	15.02	14.84		
10+20	1	49	1	0		19.97	19.31	19.57		
10+20	50	0	100	0	256-QAM	17.46	17.46	17.34	14.62	0.0290
10+20	1	0	1	99		15.20	15.08	15.03		
10+20	1	49	1	0		17.92	17.77	17.71		
20+5	100	0	25	0	QPSK	20.49	20.47	20.35	19.13	0.0818
20+5	1	0	1	24		14.98	15.10	15.01		
20+5	1	99	1	0		22.43	22.17	22.19		
20+5	100	0	25	0	16-QAM	19.42	19.41	19.30	18.58	0.0721
20+5	1	0	1	24		15.25	15.56	15.46		
20+5	1	99	1	0		21.88	21.67	21.57		
20+5	100	0	25	0	64-QAM	19.49	19.40	19.32	16.61	0.0458
20+5	1	0	1	24		15.31	15.45	15.43		
20+5	1	99	1	0		19.91	19.68	19.66		
20+5	100	0	25	0	256-QAM	17.62	17.55	17.51	14.60	0.0288
20+5	1	0	1	24		15.33	15.49	15.44		
20+5	1	99	1	0		17.90	17.66	17.64		
Limit	EIRP < 1W					Result			Pass	



LTE Band 66C_CA Maximum Average Power [dBm] (GT - LC = -3.3 dB)										
BW [MHz]	PCC		SCC		Mod	Lowest	Middle	Highest	EIRP (dBm)	EIRP (W)
	RB Size	RB Offset	RB Size	RB Offset						
5+20	25	0	100	0	QPSK	20.37	20.44	20.34	19.17	0.0826
5+20	1	0	1	99		14.78	14.79	14.70		
5+20	1	24	1	0		22.47	22.42	22.36		
5+20	25	0	100	0	16-QAM	19.41	19.44	19.47	18.57	0.0719
5+20	1	0	1	99		15.22	15.15	15.11		
5+20	1	24	1	0		21.87	21.66	21.58		
5+20	25	0	100	0	64-QAM	19.38	19.45	19.13	16.41	0.0438
5+20	1	0	1	99		15.05	15.15	15.02		
5+20	1	24	1	0		19.71	19.35	19.66		
5+20	25	0	100	0	256-QAM	17.54	17.63	17.79	14.73	0.0297
5+20	1	0	1	99		15.29	15.28	15.27		
5+20	1	24	1	0		17.98	18.01	18.03		
Limit	EIRP < 1W				Result			Pass		



LTE Band 66C_CA Maximum Average Power [dBm] (GT - LC = -3.3 dB)										
BW [MHz]	PCC		SCC		Mod	Lowest	Middle	Highest	EIRP (dBm)	EIRP (W)
	RB Size	RB Offset	RB Size	RB Offset						
15+10	75	0	50	0	QPSK	20.36	20.36	20.19	19.14	0.0820
15+10	1	0	1	49		14.78	14.84	14.77		
15+10	1	74	1	0		22.44	22.23	22.14		
15+10	75	0	50	0	16-QAM	19.30	19.30	19.15	18.46	0.0701
15+10	1	0	1	49		15.24	15.25	15.24		
15+10	1	74	1	0		21.76	21.54	21.67		
15+10	75	0	50	0	64-QAM	19.34	19.29	19.16	16.43	0.0440
15+10	1	0	1	49		15.17	15.34	15.10		
15+10	1	74	1	0		19.68	19.73	19.54		
15+10	75	0	50	0	256-QAM	17.51	17.55	17.38	14.61	0.0289
15+10	1	0	1	49		15.24	15.35	15.30		
15+10	1	74	1	0		17.91	17.77	17.65		
10+15	50	0	75	0	QPSK	20.38	20.44	20.20	19.07	0.0807
10+15	1	0	1	74		14.81	14.83	14.69		
10+15	1	49	1	0		22.37	22.25	22.16		
10+15	50	0	75	0	16-QAM	19.37	19.32	19.24	18.59	0.0723
10+15	1	0	1	74		15.22	15.28	15.06		
10+15	1	49	1	0		21.89	21.63	21.60		
10+15	50	0	75	0	64-QAM	19.36	19.35	19.22	16.59	0.0456
10+15	1	0	1	74		15.26	15.17	15.11		
10+15	1	49	1	0		19.89	19.69	19.74		
10+15	50	0	75	0	256-QAM	17.46	17.45	17.37	14.57	0.0286
10+15	1	0	1	74		15.21	15.22	15.13		
10+15	1	49	1	0		17.87	17.63	17.71		
15+15	75	0	75	0	QPSK	20.35	20.32	20.20	19.10	0.0813
15+15	1	0	1	74		14.74	14.87	14.72		
15+15	1	74	1	0		22.40	22.18	22.15		
15+15	75	0	75	0	16-QAM	19.27	19.38	19.14	18.72	0.0745
15+15	1	0	1	74		15.13	14.86	15.35		
15+15	1	74	1	0		22.02	21.61	21.69		
15+15	75	0	75	0	64-QAM	19.27	19.36	19.18	16.42	0.0439
15+15	1	0	1	74		14.82	15.45	15.39		
15+15	1	74	1	0		19.50	19.72	19.72		
15+15	75	0	75	0	256-QAM	17.56	17.46	17.40	14.68	0.0294
15+15	1	0	1	74		15.14	15.25	15.11		
15+15	1	74	1	0		17.98	17.57	17.74		
Limit	EIRP < 1W					Result			Pass	



LTE Band 7C_CA Maximum Average Power [dBm] (GT - LC = -1.7 dB)										
BW [MHz]	PCC		SCC		Mod	Lowest	Middle	Highest	EIRP (dBm)	EIRP (W)
	RB Size	RB Offset	RB Size	RB Offset						
20+20	100	0	100	0	QPSK	19.54	19.79	19.85	20.04	0.1009
20+20	1	0	1	99		13.60	14.34	14.33		
20+20	1	99	1	0		21.74	21.71	21.65		
20+20	100	0	100	0	16-QAM	18.56	18.78	18.76	19.47	0.0885
20+20	1	0	1	99		13.97	14.82	14.55		
20+20	1	99	1	0		21.02	21.17	21.10		
20+20	100	0	100	0	64-QAM	18.57	18.81	18.58	17.38	0.0547
20+20	1	0	1	99		14.09	14.51	14.55		
20+20	1	99	1	0		19.04	19.08	19.01		
20+20	100	0	100	0	256-QAM	16.51	16.63	16.63	15.36	0.0344
20+20	1	0	1	99		13.89	14.60	14.55		
20+20	1	99	1	0		17.03	17.03	17.06		
20+15	100	0	75	0	QPSK	19.53	19.72	19.67	20.00	0.1000
20+15	1	0	1	74		13.56	14.15	14.41		
20+15	1	99	1	0		21.51	21.54	21.70		
20+15	100	0	75	0	16-QAM	18.40	18.78	18.70	19.46	0.0883
20+15	1	0	1	74		14.20	14.63	14.90		
20+15	1	99	1	0		20.89	20.93	21.16		
20+15	100	0	75	0	64-QAM	18.67	18.75	18.75	17.74	0.0594
20+15	1	0	1	74		13.86	14.58	14.89		
20+15	1	99	1	0		19.44	19.07	19.13		
20+15	100	0	75	0	256-QAM	16.42	16.70	16.64	15.37	0.0344
20+15	1	0	1	74		13.85	14.42	14.68		
20+15	1	99	1	0		16.87	17.07	17.01		
15+20	75	0	100	0	QPSK	19.45	19.72	19.58	19.97	0.0993
15+20	1	0	1	99		13.41	14.02	13.41		
15+20	1	74	1	0		21.49	21.63	21.67		
15+20	75	0	100	0	16-QAM	18.36	18.65	18.60	19.62	0.0916
15+20	1	0	1	99		13.79	14.40	14.83		
15+20	1	74	1	0		20.66	21.08	21.32		
15+20	75	0	100	0	64-QAM	18.38	18.64	18.63	17.46	0.0557
15+20	1	0	1	99		13.82	14.43	14.71		
15+20	1	74	1	0		19.09	18.85	19.16		
15+20	75	0	100	0	256-QAM	16.43	16.66	16.61	15.33	0.0341
15+20	1	0	1	99		13.67	14.41	14.56		
15+20	1	74	1	0		17.01	17.03	17.03		
Limit	EIRP < 2W					Result			Pass	



LTE Band 7C_CA Maximum Average Power [dBm] (GT - LC = -1.7 dB)										
BW [MHz]	PCC		SCC		Mod	Lowest	Middle	Highest	EIRP (dBm)	EIRP (W)
	RB Size	RB Offset	RB Size	RB Offset						
20+10	100	0	75	0	QPSK	19.41	19.81	19.77	19.94	0.0986
20+10	1	0	1	74		13.55	14.27	14.31		
20+10	1	99	1	0		21.48	21.59	21.64		
20+10	100	0	75	0	16-QAM	18.46	18.83	18.76	19.49	0.0889
20+10	1	0	1	74		14.06	14.88	15.08		
20+10	1	99	1	0		21.01	21.14	21.19		
20+10	100	0	75	0	64-QAM	18.46	18.83	18.84	19.81	0.0957
20+10	1	0	1	74		21.51	14.60	14.74		
20+10	1	99	1	0		19.01	19.08	19.09		
20+10	100	0	75	0	256-QAM	16.50	16.80	16.74	15.35	0.0343
20+10	1	0	1	74		13.88	14.71	14.78		
20+10	1	99	1	0		16.89	16.91	17.05		
10+20	75	0	100	0	QPSK	19.43	19.66	19.57	19.91	0.0979
10+20	1	0	1	99		13.34	14.00	14.20		
10+20	1	74	1	0		21.45	21.57	21.61		
10+20	75	0	100	0	16-QAM	18.29	18.66	18.59	19.84	0.0964
10+20	1	0	1	99		13.81	14.50	14.97		
10+20	1	74	1	0		21.11	21.01	21.54		
10+20	75	0	100	0	64-QAM	18.33	18.60	18.69	17.59	0.0574
10+20	1	0	1	99		13.74	14.32	14.46		
10+20	1	74	1	0		18.95	19.29	19.03		
10+20	75	0	100	0	256-QAM	16.33	16.70	16.63	15.34	0.0342
10+20	1	0	1	99		13.64	14.48	14.52		
10+20	1	74	1	0		17.04	16.90	16.89		
15+15	75	0	100	0	QPSK	19.49	19.96	19.81	20.04	0.1009
15+15	1	0	1	99		13.54	14.14	14.49		
15+15	1	74	1	0		21.46	21.71	21.74		
15+15	75	0	100	0	16-QAM	18.60	18.84	18.90	19.71	0.0935
15+15	1	0	1	99		14.13	14.45	14.66		
15+15	1	74	1	0		21.11	21.34	21.41		
15+15	75	0	100	0	64-QAM	18.52	18.88	18.68	17.67	0.0585
15+15	1	0	1	99		14.15	14.47	14.42		
15+15	1	74	1	0		19.37	19.23	19.15		
15+15	75	0	100	0	256-QAM	16.43	16.69	16.64	15.54	0.0358
15+15	1	0	1	99		13.77	14.38	14.50		
15+15	1	74	1	0		16.99	17.15	17.24		
Limit	EIRP < 2W					Result			Pass	



LTE Band 7C_CA Maximum Average Power [dBm] (GT - LC = -1.7 dB)										
BW [MHz]	PCC		SCC		Mod	Lowest	Middle	Highest	EIRP (dBm)	EIRP (W)
	RB Size	RB Offset	RB Size	RB Offset						
15+10	75	0	100	0	QPSK	19.50	19.98	19.81	20.05	0.1012
15+10	1	0	1	99		13.56	14.35	14.41		
15+10	1	74	1	0		21.54	21.65	21.75		
15+10	75	0	100	0	16-QAM	18.51	19.01	18.83	19.56	0.0904
15+10	1	0	1	99		13.96	14.72	14.98		
15+10	1	74	1	0		21.10	21.26	21.15		
15+10	75	0	100	0	64-QAM	18.52	19.06	18.82	17.45	0.0556
15+10	1	0	1	99		14.07	14.77	14.74		
15+10	1	74	1	0		19.10	19.08	19.15		
15+10	75	0	100	0	256-QAM	16.41	16.85	16.83	15.42	0.0348
15+10	1	0	1	99		14.20	14.73	14.81		
15+10	1	74	1	0		16.91	17.12	17.05		
Limit	EIRP < 2W					Result			Pass	



LTE Band 41C_CA Maximum Average Power [dBm] (GT - LC = -1.7 dB)										
BW [MHz]	PCC		SCC		Mod	Lowest	Middle	Highest	EIRP (dBm)	EIRP (W)
	RB Size	RB Offset	RB Size	RB Offset						
20+20	100	0	100	0	QPSK	19.77	19.97	19.88	18.27	0.0671
20+20	1	0	1	99		10.57	10.80	10.65		
20+20	1	99	1	0		10.60	10.76	10.58		
20+20	100	0	100	0	16-QAM	18.90	19.09	19.02	17.39	0.0548
20+20	1	0	1	99		12.50	12.69	12.56		
20+20	1	99	1	0		12.50	12.65	12.45		
20+20	100	0	100	0	64-QAM	18.85	19.07	19.02	17.37	0.0546
20+20	1	0	1	99		10.51	10.78	10.55		
20+20	1	99	1	0		10.55	10.69	10.68		
20+20	100	0	100	0	256-QAM	15.87	16.10	16.28	14.58	0.0287
20+20	1	0	1	99		5.30	5.46	5.40		
20+20	1	99	1	0		5.31	5.41	5.32		
20+15	100	0	75	0	QPSK	19.78	20.04	20.26	18.56	0.0718
20+15	1	0	1	74		10.52	10.76	10.96		
20+15	1	99	1	0		10.50	10.69	10.87		
20+15	100	0	75	0	16-QAM	18.80	19.08	19.22	17.52	0.0565
20+15	1	0	1	74		12.44	12.77	13.06		
20+15	1	99	1	0		12.44	12.78	12.83		
20+15	100	0	75	0	64-QAM	18.81	19.06	19.22	17.52	0.0565
20+15	1	0	1	74		10.47	10.71	11.03		
20+15	1	99	1	0		10.54	10.73	10.93		
20+15	100	0	75	0	256-QAM	15.80	16.04	16.21	14.51	0.0282
20+15	1	0	1	74		5.14	5.24	5.50		
20+15	1	99	1	0		5.08	5.10	5.46		
15+20	75	0	100	0	QPSK	19.84	20.04	20.19	18.49	0.0706
15+20	1	0	1	99		10.51	10.72	10.85		
15+20	1	74	1	0		10.55	10.73	10.87		
15+20	75	0	100	0	16-QAM	18.84	19.09	19.20	17.50	0.0562
15+20	1	0	1	99		12.46	12.70	12.80		
15+20	1	74	1	0		12.46	12.67	12.81		
15+20	75	0	100	0	64-QAM	18.85	19.08	19.18	17.48	0.0560
15+20	1	0	1	99		10.47	10.71	10.85		
15+20	1	74	1	0		10.47	10.73	10.85		
15+20	75	0	100	0	256-QAM	15.84	16.06	16.17	14.47	0.0280
15+20	1	0	1	99		5.23	5.37	5.47		
15+20	1	74	1	0		5.21	5.42	5.47		
Limit	EIRP < 2W					Result			Pass	



LTE Band 41C_CA Maximum Average Power [dBm] (GT - LC = -1.7 dB)										
BW [MHz]	PCC		SCC		Mod	Lowest	Middle	Highest	EIRP (dBm)	EIRP (W)
	RB Size	RB Offset	RB Size	RB Offset						
20+10	100	0	50	0	QPSK	19.81	20.02	20.32	18.62	0.0728
20+10	1	0	1	49		10.53	10.75	11.00		
20+10	1	99	1	0		10.55	10.73	10.96		
20+10	100	0	50	0	16-QAM	18.85	19.07	19.33	17.63	0.0579
20+10	1	0	1	49		12.52	12.76	13.01		
20+10	1	99	1	0		12.44	12.80	12.99		
20+10	100	0	50	0	64-QAM	18.84	19.07	19.30	17.60	0.0575
20+10	1	0	1	49		10.55	10.74	11.06		
20+10	1	99	1	0		10.54	10.73	11.04		
20+10	100	0	50	0	256-QAM	15.87	16.10	16.33	14.63	0.0290
20+10	1	0	1	49		5.20	5.21	5.61		
20+10	1	99	1	0		5.20	5.31	5.58		
10+20	50	0	100	0	QPSK	19.85	20.12	20.26	18.56	0.0718
10+20	1	0	1	99		10.51	10.72	10.88		
10+20	1	49	1	0		10.53	10.71	10.91		
10+20	50	0	100	0	16-QAM	18.87	19.15	19.26	17.56	0.0570
10+20	1	0	1	99		12.47	12.77	12.83		
10+20	1	49	1	0		12.51	12.81	12.85		
10+20	50	0	100	0	64-QAM	18.86	19.15	19.26	17.56	0.0570
10+20	1	0	1	99		10.50	10.72	10.90		
10+20	1	49	1	0		10.48	10.76	10.86		
10+20	50	0	100	0	256-QAM	15.85	16.12	16.26	14.56	0.0286
10+20	1	0	1	99		5.20	5.14	5.52		
10+20	1	49	1	0		5.26	5.12	5.59		
20+5	100	0	25	0	QPSK	19.92	20.10	20.11	18.41	0.0693
20+5	1	0	1	24		10.68	10.82	10.56		
20+5	1	99	1	0		10.52	10.67	10.65		
20+5	100	0	25	0	16-QAM	18.89	19.14	19.10	17.44	0.0555
20+5	1	0	1	24		12.61	12.84	12.76		
20+5	1	99	1	0		12.53	12.76	12.58		
20+5	100	0	25	0	64-QAM	18.84	19.11	19.05	17.41	0.0551
20+5	1	0	1	24		10.58	10.82	10.77		
20+5	1	99	1	0		10.59	10.69	10.65		
20+5	100	0	25	0	256-QAM	15.89	16.11	15.99	14.41	0.0276
20+5	1	0	1	24		5.23	5.32	5.31		
20+5	1	99	1	0		5.09	5.15	5.22		
Limit	EIRP < 2W					Result			Pass	





LTE Band 41C_CA Maximum Average Power [dBm] (GT - LC = -1.7 dB)										
BW [MHz]	PCC		SCC		Mod	Lowest	Middle	Highest	EIRP (dBm)	EIRP (W)
	RB Size	RB Offset	RB Size	RB Offset						
5+20	25	0	100	0	QPSK	19.80	20.06	20.27	18.57	0.0719
5+20	1	0	1	99		10.54	10.73	10.94		
5+20	1	24	1	0		10.55	10.72	10.95		
5+20	25	0	100	0	16-QAM	18.86	19.14	19.28	17.58	0.0573
5+20	1	0	1	99		12.50	12.73	12.92		
5+20	1	24	1	0		12.45	12.74	12.91		
5+20	25	0	100	0	64-QAM	18.86	19.11	19.26	17.56	0.0570
5+20	1	0	1	99		10.47	10.70	10.91		
5+20	1	24	1	0		10.48	10.68	10.88		
5+20	25	0	100	0	256-QAM	15.86	16.11	16.29	14.59	0.0288
5+20	1	0	1	99		5.25	5.35	5.58		
5+20	1	24	1	0		5.28	5.32	5.63		
15+10	75	0	50	0	QPSK	19.85	20.07	20.36	18.66	0.0735
15+10	1	0	1	49		10.53	10.73	11.02		
15+10	1	74	1	0		10.56	10.72	11.01		
15+10	75	0	50	0	16-QAM	18.86	19.07	19.35	17.65	0.0582
15+10	1	0	1	49		12.40	12.69	13.04		
15+10	1	74	1	0		12.45	12.66	13.02		
15+10	75	0	50	0	64-QAM	18.86	19.07	19.36	17.66	0.0583
15+10	1	0	1	49		10.51	10.73	11.11		
15+10	1	74	1	0		10.57	10.66	11.07		
15+10	75	0	50	0	256-QAM	15.88	16.09	16.36	14.66	0.0292
15+10	1	0	1	49		5.21	5.38	5.61		
15+10	1	74	1	0		5.25	5.36	5.59		
10+15	50	0	75	0	QPSK	19.85	20.13	20.35	18.65	0.0733
10+15	1	0	1	74		10.52	10.76	10.96		
10+15	1	49	1	0		10.51	10.72	10.95		
10+15	50	0	75	0	16-QAM	18.85	19.16	19.32	17.62	0.0578
10+15	1	0	1	74		12.44	12.66	12.98		
10+15	1	49	1	0		12.43	12.78	12.91		
10+15	50	0	75	0	64-QAM	18.86	19.16	19.32	17.62	0.0578
10+15	1	0	1	74		10.57	10.71	10.89		
10+15	1	49	1	0		10.57	10.68	10.99		
10+15	50	0	75	0	256-QAM	15.86	16.15	16.32	14.62	0.0290
10+15	1	0	1	74		5.19	5.20	5.57		
10+15	1	49	1	0		5.16	5.30	5.54		
Limit	EIRP < 2W					Result			Pass	



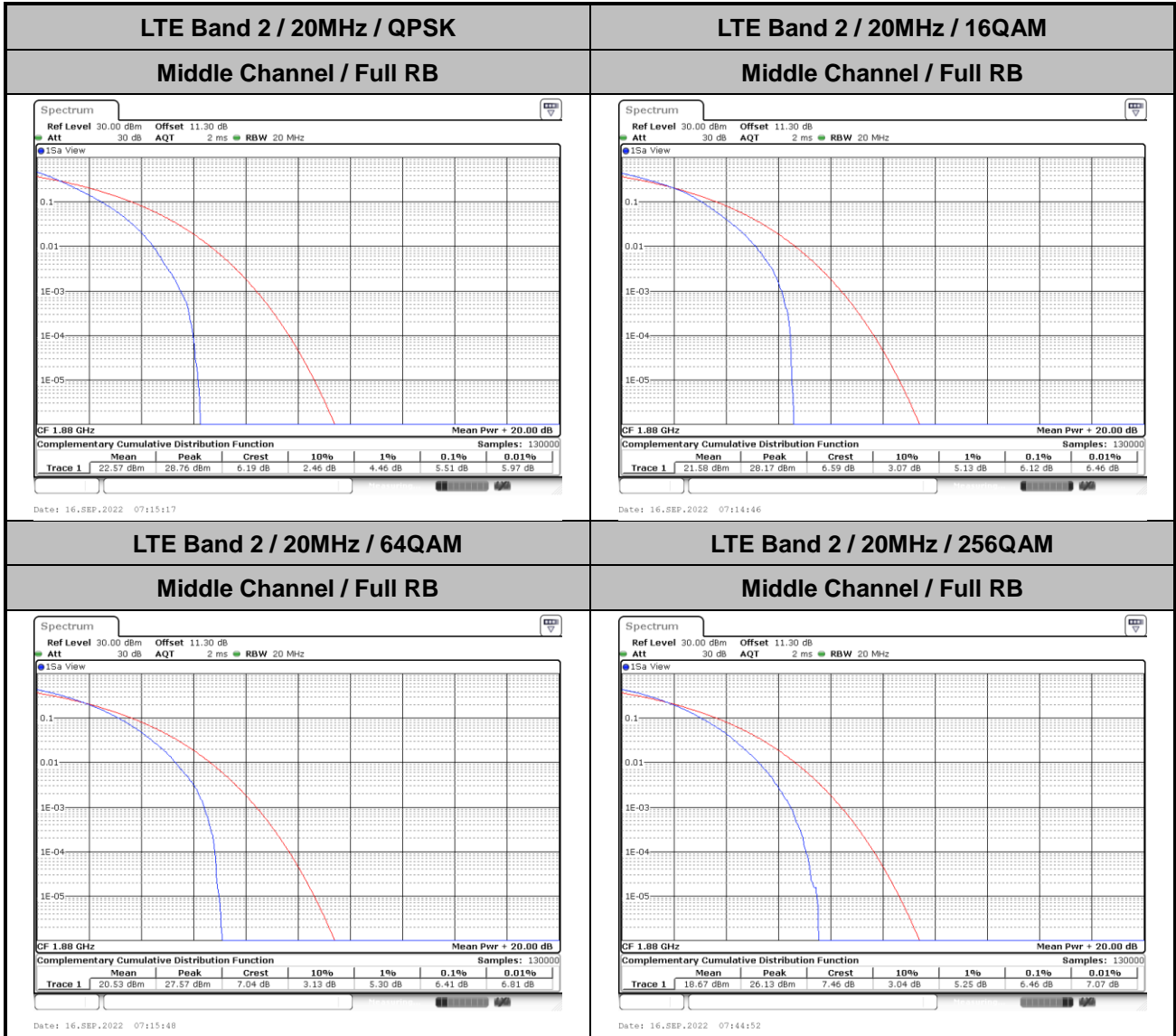
LTE Band 41C_CA Maximum Average Power [dBm] (GT - LC = -1.7 dB)										
15+15	75	0	75	0	QPSK	19.90	20.16	20.29	18.59	0.0723
15+15	1	0	1	74		10.62	10.83	11.07		
15+15	1	74	1	0		10.61	10.79	11.02		
15+15	75	0	75	0	16-QAM	18.84	19.04	19.21	17.51	0.0564
15+15	1	0	1	74		12.41	12.73	12.96		
15+15	1	74	1	0		12.55	12.70	12.96		
15+15	75	0	75	0	64-QAM	18.82	19.07	19.24	17.54	0.0568
15+15	1	0	1	74		10.62	10.77	11.04		
15+15	1	74	1	0		10.66	10.75	11.05		
15+15	75	0	75	0	256-QAM	15.90	16.12	16.29	14.59	0.0288
15+15	1	0	1	74		5.20	5.50	5.58		
15+15	1	74	1	0		5.22	5.48	5.57		
Limit	EIRP < 2W					Result			Pass	



## LTE Band 2

### Peak-to-Average Ratio

Mode	LTE Band 2 / 20MHz				
Mod.	QPSK	16QAM	64QAM	256QAM	Limit: 13dB
RB Size	Full RB	Full RB	Full RB	Full RB	Result
Middle CH	5.51	6.12	6.41	6.46	PASS





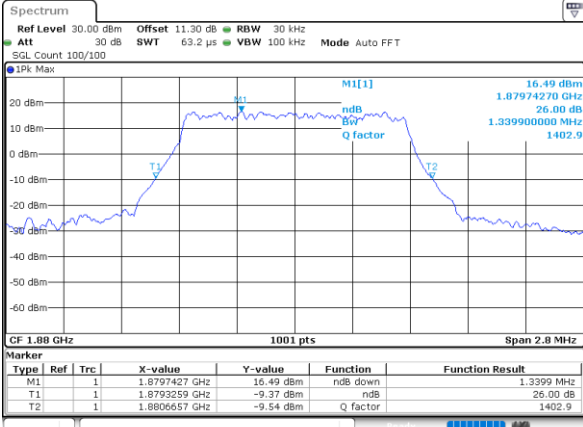
**26dB Bandwidth**

Mode	LTE Band 2 : 26dB BW(MHz)											
BW	1.4MHz		3MHz		5MHz		10MHz		15MHz		20MHz	
Mod.	QPSK	16QAM	QPSK	16QAM	QPSK	16QAM	QPSK	16QAM	QPSK	16QAM	QPSK	16QAM
Middle CH	1.34	1.32	3.07	3.13	5.19	5.10	10.07	10.01	14.90	14.45	18.66	19.34
Mode	LTE Band 2 : 26dB BW(MHz)											
BW	1.4MHz		3MHz		5MHz		10MHz		15MHz		20MHz	
Mod.	64QAM	256QAM	64QAM	256QAM	64QAM	256QAM	64QAM	256QAM	64QAM	256QAM	64QAM	256QAM
Middle CH	1.31	1.31	3.16	3.19	5.09	5.00	10.13	9.93	14.90	14.78	19.54	19.30



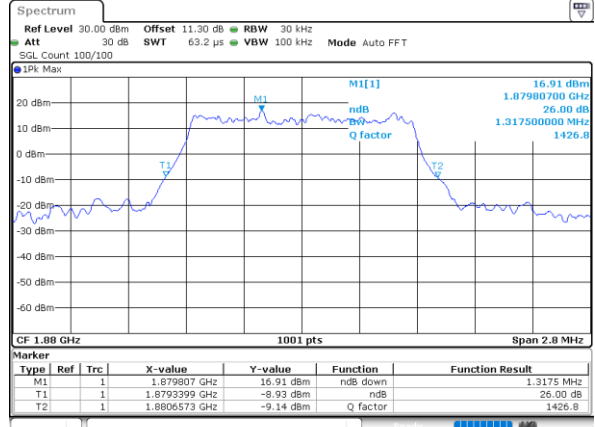
LTE Band 2

Middle Channel / 1.4MHz / QPSK



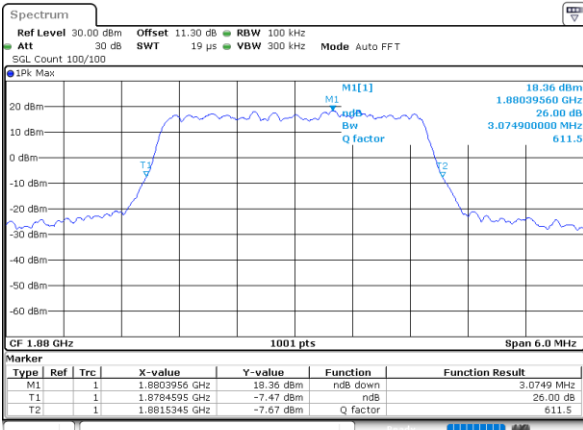
Date: 16\_SEP.2022 01:54:33

Middle Channel / 1.4MHz / 16QAM



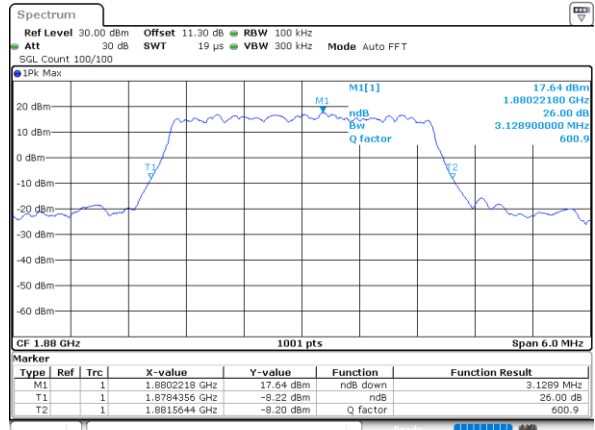
Date: 16\_SEP.2022 01:55:02

Middle Channel / 3MHz / QPSK



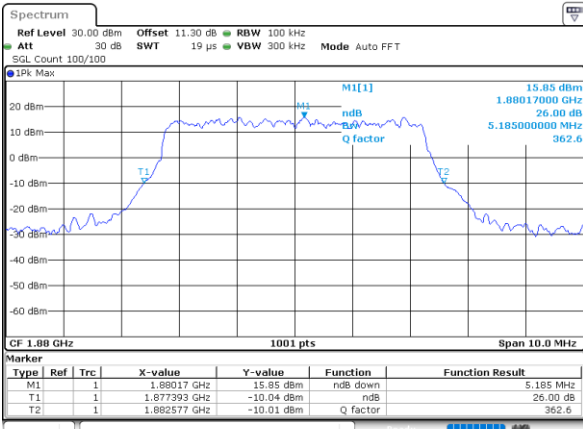
Date: 16\_SEP.2022 02:09:59

Middle Channel / 3MHz / 16QAM



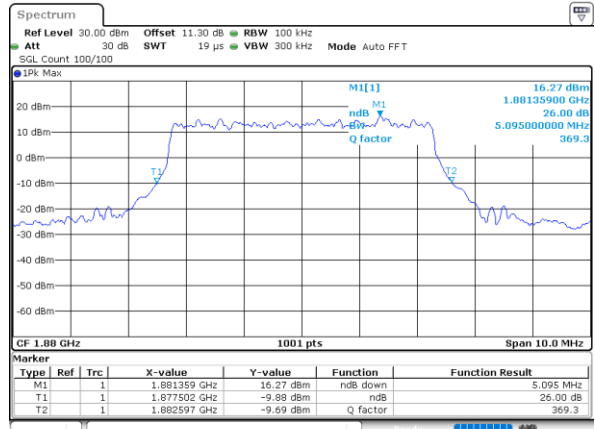
Date: 16\_SEP.2022 02:10:28

Middle Channel / 5MHz / QPSK



Date: 16\_SEP.2022 02:30:08

Middle Channel / 5MHz / 16QAM

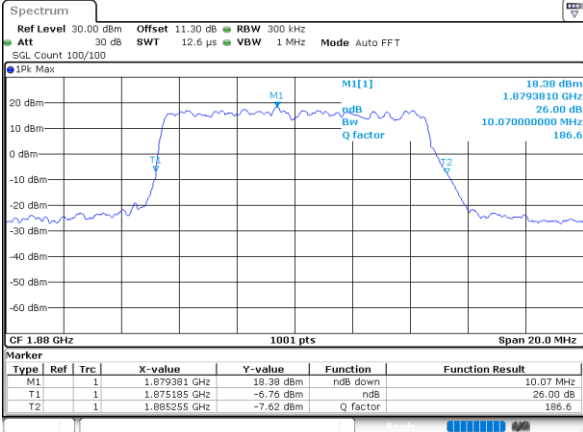


Date: 16\_SEP.2022 02:30:37



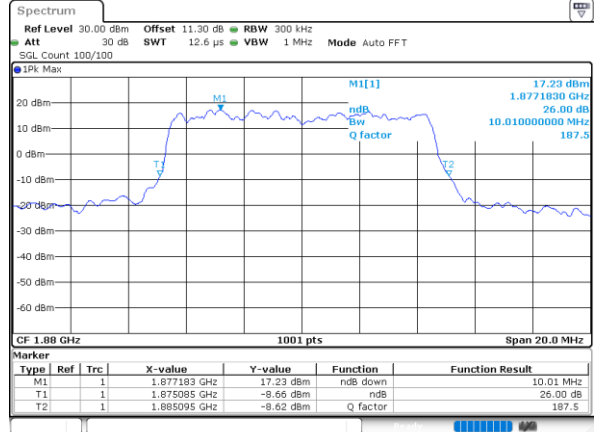
LTE Band 2

Middle Channel / 10MHz / QPSK



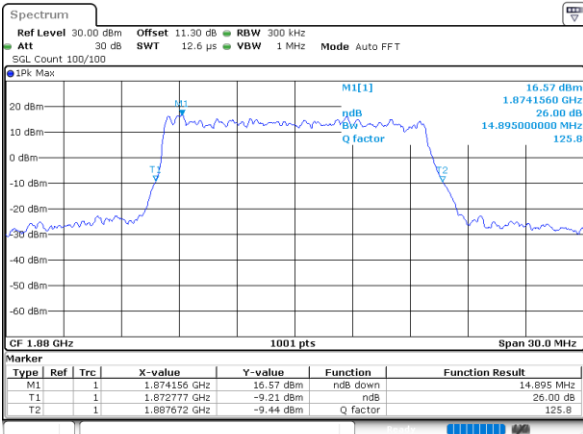
Date: 16\_SEP.2022 02:50:15

Middle Channel / 10MHz / 16QAM



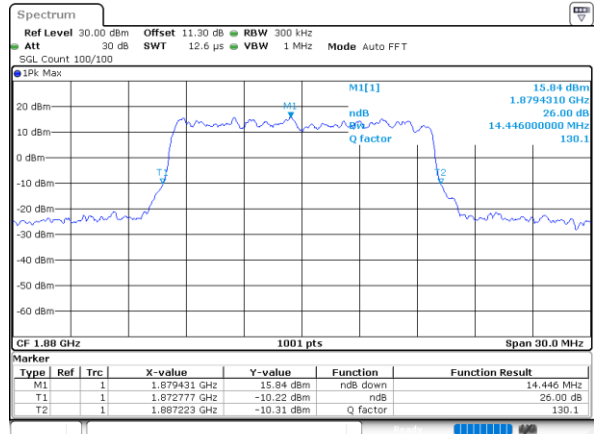
Date: 16\_SEP.2022 02:50:44

Middle Channel / 15MHz / QPSK



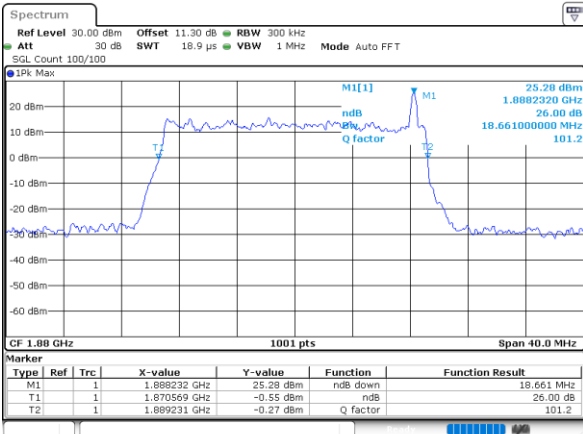
Date: 16\_SEP.2022 06:42:37

Middle Channel / 15MHz / 16QAM



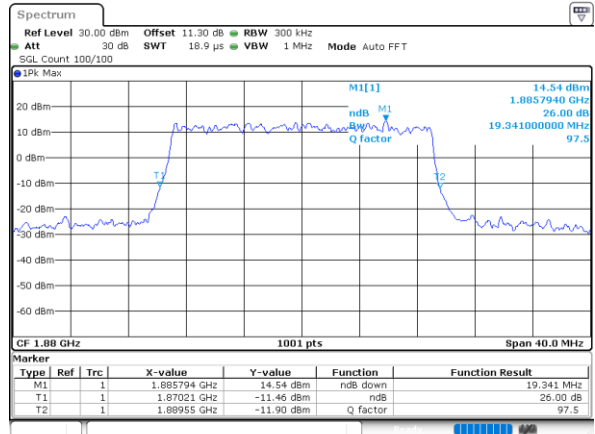
Date: 16\_SEP.2022 06:43:05

Middle Channel / 20MHz / QPSK



Date: 16\_SEP.2022 07:02:32

Middle Channel / 20MHz / 16QAM

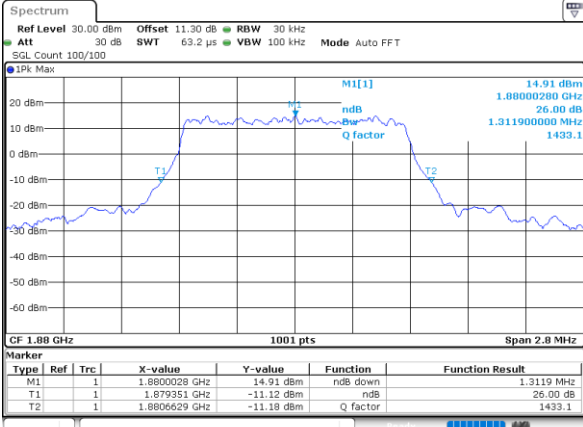


Date: 16\_SEP.2022 07:10:01



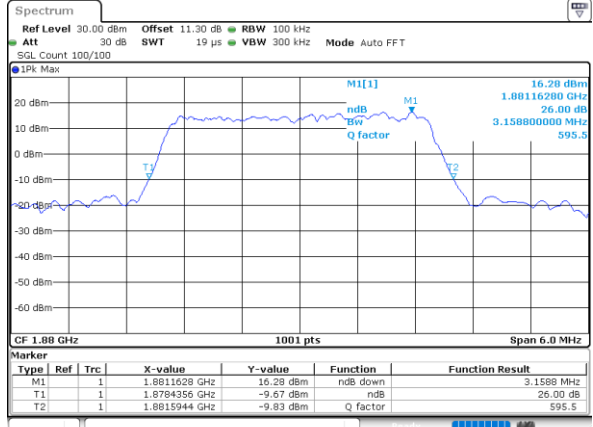
LTE Band 2

Middle Channel / 1.4MHz / 64QAM



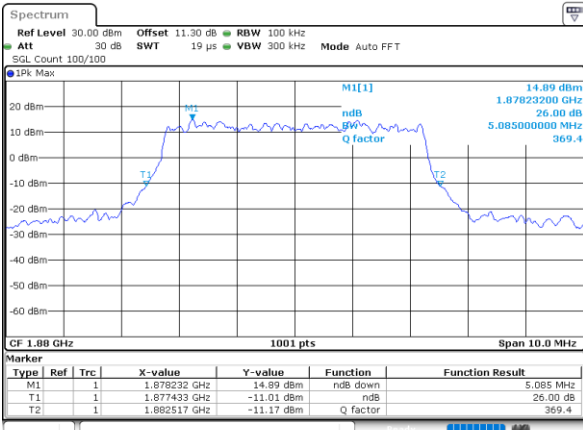
Date: 16\_SEP.2022 01:45:46

Middle Channel / 3MHz / 64QAM



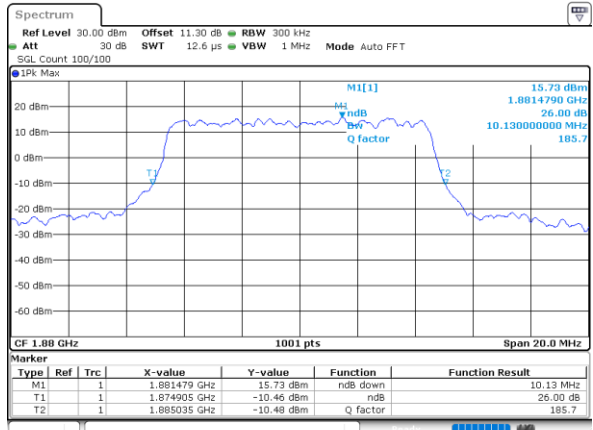
Date: 16\_SEP.2022 02:11:48

Middle Channel / 5MHz / 64QAM



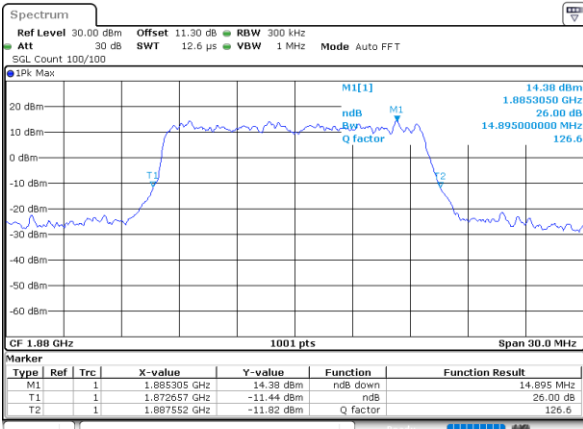
Date: 16\_SEP.2022 02:39:58

Middle Channel / 10MHz / 64QAM



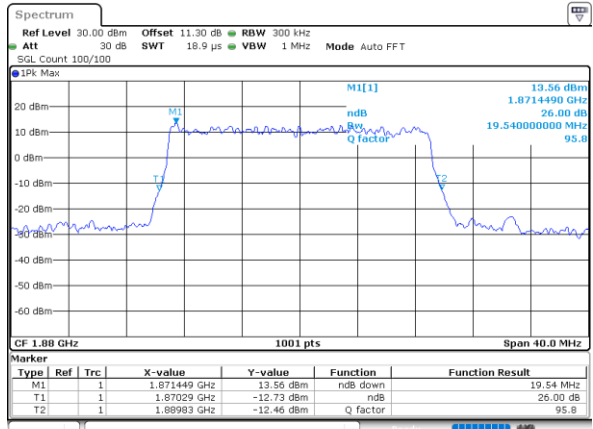
Date: 16\_SEP.2022 03:00:06

Middle Channel / 15MHz / 64QAM



Date: 16\_SEP.2022 06:52:21

Middle Channel / 20MHz / 64QAM



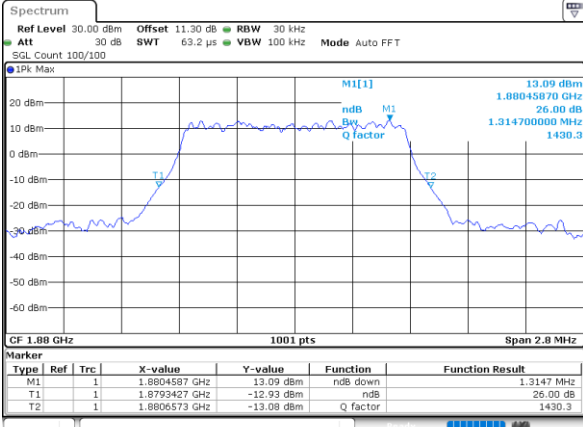
Date: 16\_SEP.2022 07:12:17





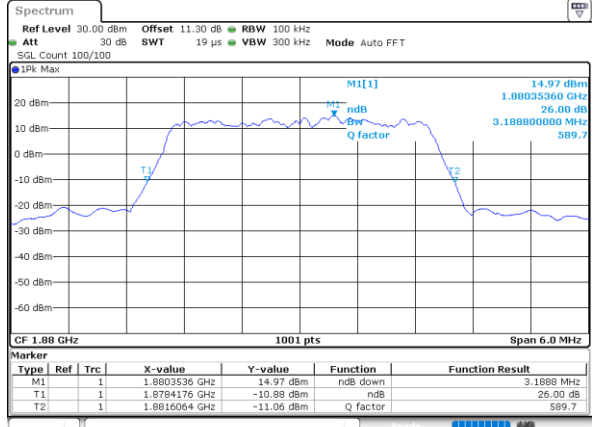
LTE Band 2

Middle Channel / 1.4MHz / 256QAM



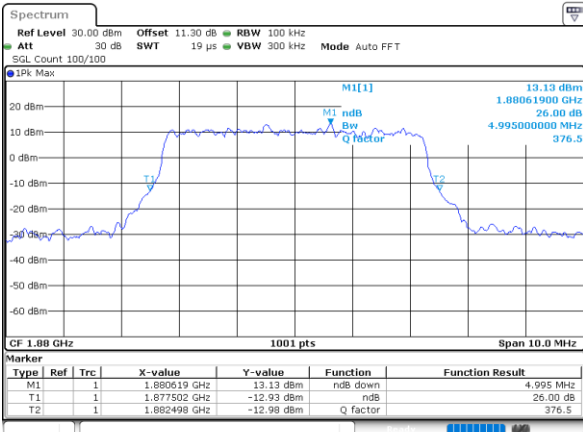
Date: 16\_SEP.2022 07:18:36

Middle Channel / 3MHz / 256QAM



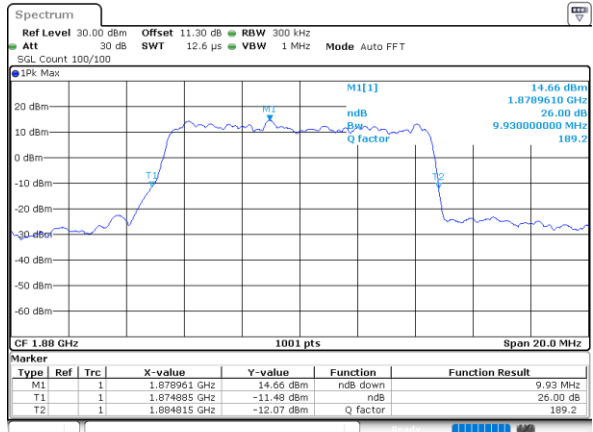
Date: 16\_SEP.2022 07:12:120

Middle Channel / 5MHz / 256QAM



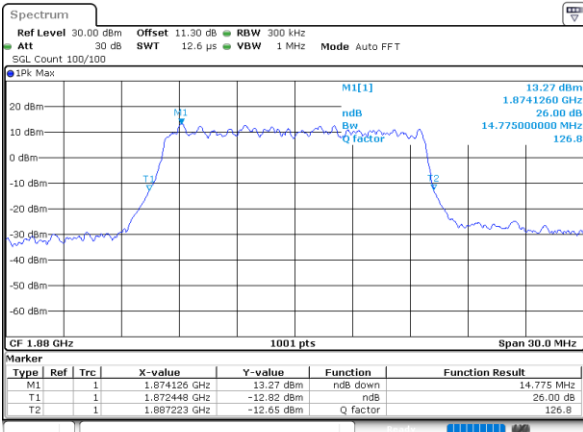
Date: 16\_SEP.2022 07:28:06

Middle Channel / 10MHz / 256QAM



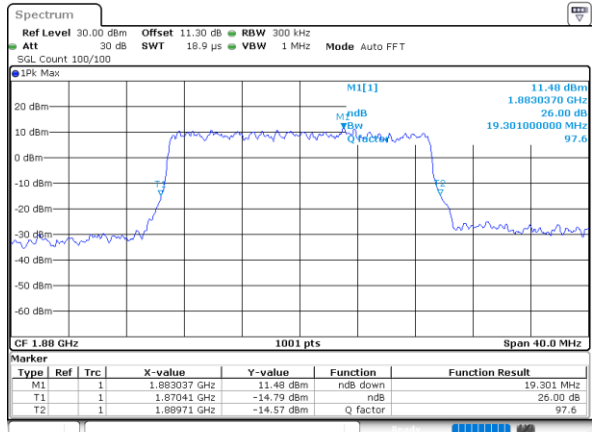
Date: 16\_SEP.2022 07:13:2151

Middle Channel / 15MHz / 256QAM



Date: 16\_SEP.2022 07:37:38

Middle Channel / 20MHz / 256QAM



Date: 16\_SEP.2022 07:14:223



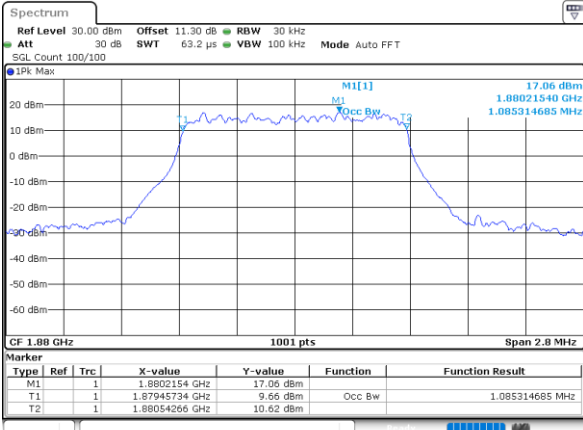
**Occupied Bandwidth**

Mode	LTE Band 2 : 99%OBW(MHz)											
BW	1.4MHz		3MHz		5MHz		10MHz		15MHz		20MHz	
Mod.	QPSK	16QAM	QPSK	16QAM	QPSK	16QAM	QPSK	16QAM	QPSK	16QAM	QPSK	16QAM
Middle CH	1.09	1.11	2.73	2.72	4.52	4.50	9.05	9.07	13.46	13.64	17.94	17.90
Mode	LTE Band 2 : 99%OBW(MHz)											
BW	1.4MHz		3MHz		5MHz		10MHz		15MHz		20MHz	
Mod.	64QAM	256QAM	64QAM	256QAM	64QAM	256QAM	64QAM	256QAM	64QAM	256QAM	64QAM	256QAM
Middle CH	1.10	1.10	2.73	2.70	4.53	4.52	9.05	8.97	13.49	13.58	17.90	17.90



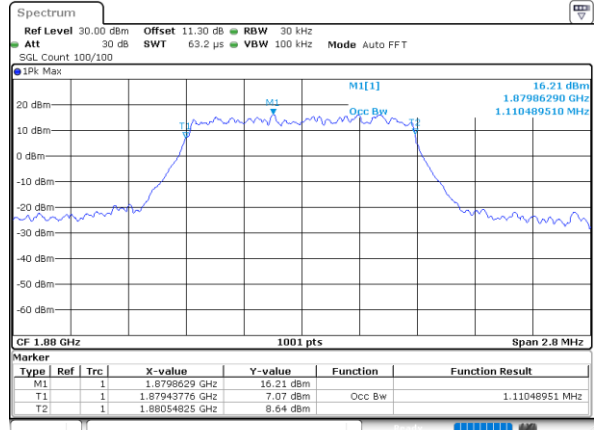
LTE Band 2

Middle Channel / 1.4MHz / QPSK



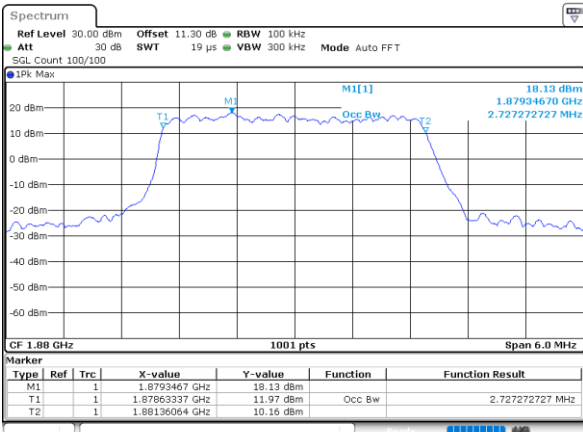
Date: 16\_SEP.2022 01:53:35

Middle Channel / 1.4MHz / 16QAM



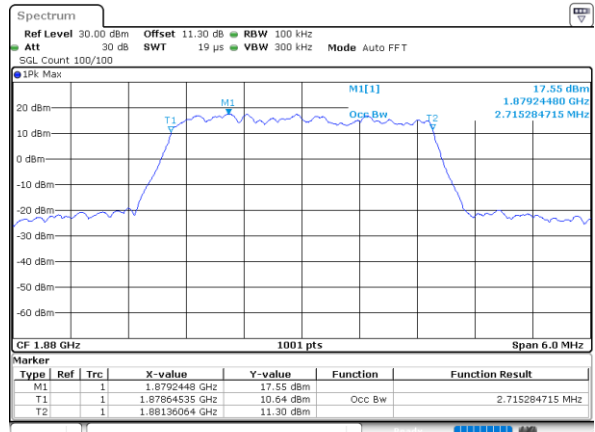
Date: 16\_SEP.2022 01:54:04

Middle Channel / 3MHz / QPSK



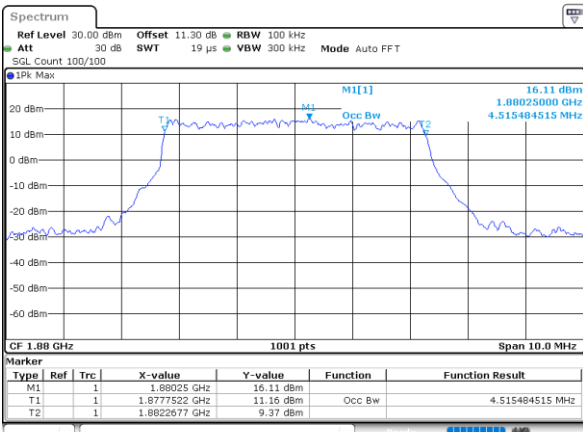
Date: 16\_SEP.2022 02:19:02

Middle Channel / 3MHz / 16QAM



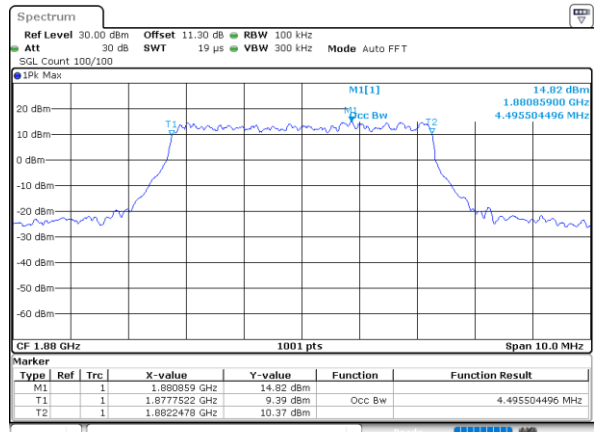
Date: 16\_SEP.2022 02:19:31

Middle Channel / 5MHz / QPSK



Date: 16\_SEP.2022 02:29:11

Middle Channel / 5MHz / 16QAM

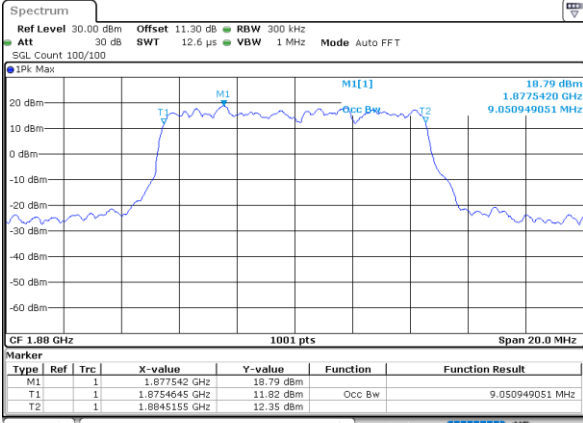


Date: 16\_SEP.2022 02:29:40



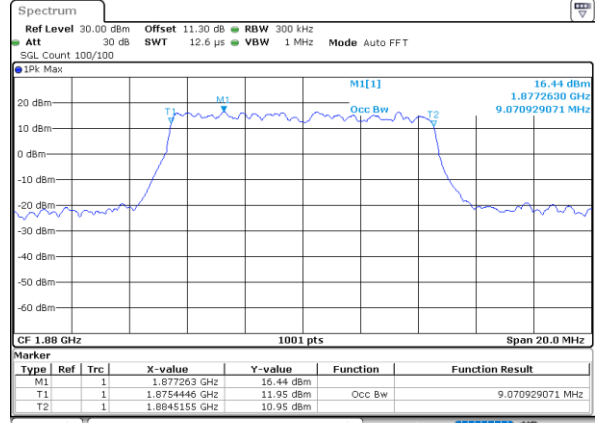
LTE Band 2

Middle Channel / 10MHz / QPSK



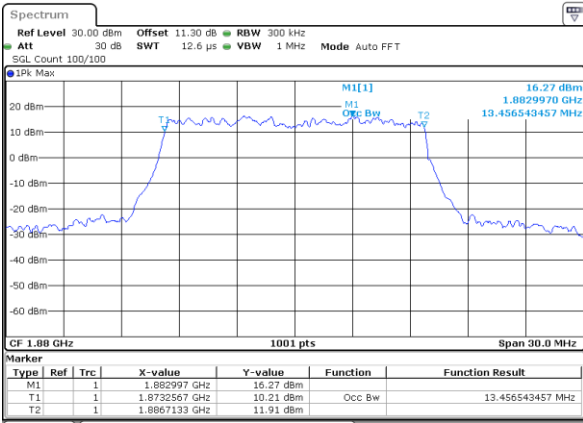
Date: 16\_SEP.2022 02:49:18

Middle Channel / 10MHz / 16QAM



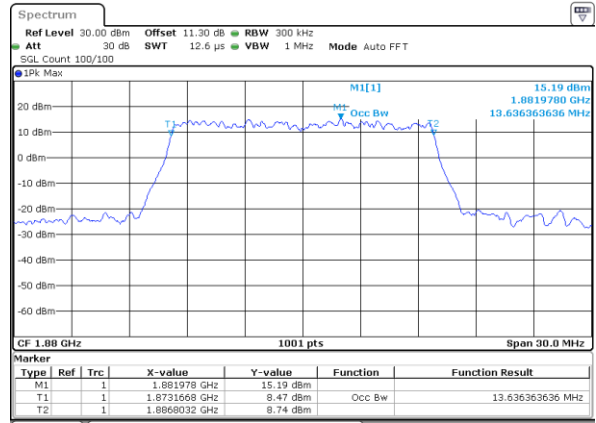
Date: 16\_SEP.2022 02:49:46

Middle Channel / 15MHz / QPSK



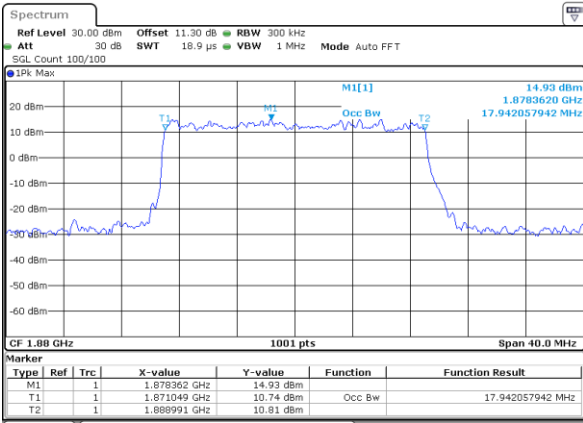
Date: 16\_SEP.2022 06:41:39

Middle Channel / 15MHz / 16QAM



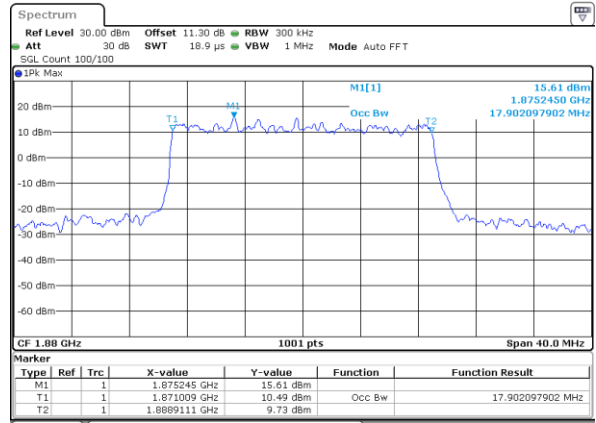
Date: 16\_SEP.2022 06:42:08

Middle Channel / 20MHz / QPSK



Date: 16\_SEP.2022 07:01:35

Middle Channel / 20MHz / 16QAM

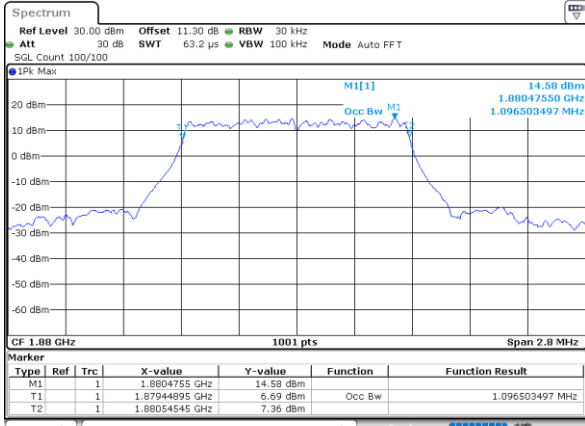


Date: 16\_SEP.2022 07:02:04



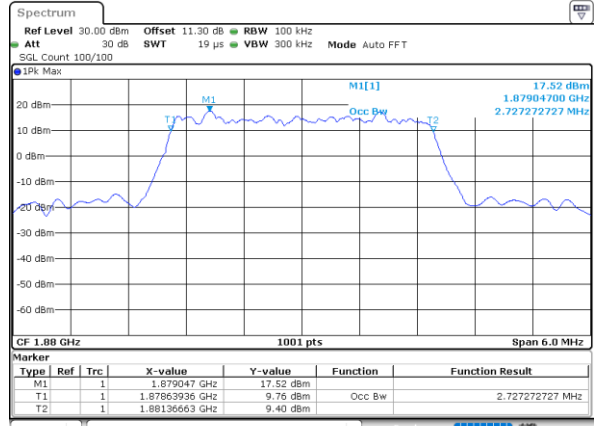
LTE Band 2

Middle Channel / 1.4MHz / 64QAM



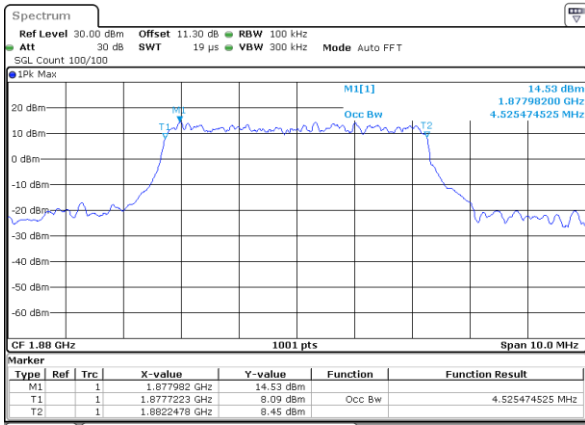
Date: 16\_SEP.2022 01:45:32

Middle Channel / 3MHz / 64QAM



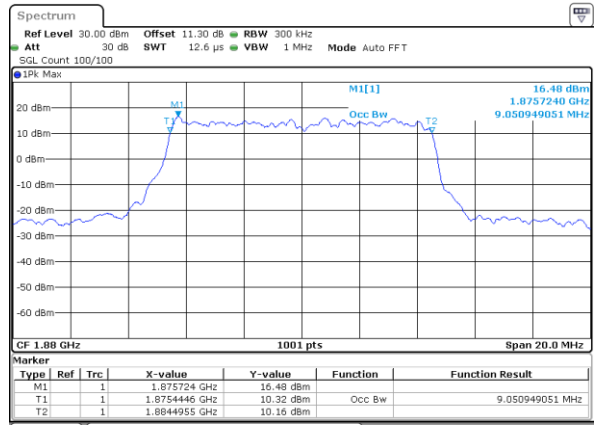
Date: 16\_SEP.2022 02:19:34

Middle Channel / 5MHz / 64QAM



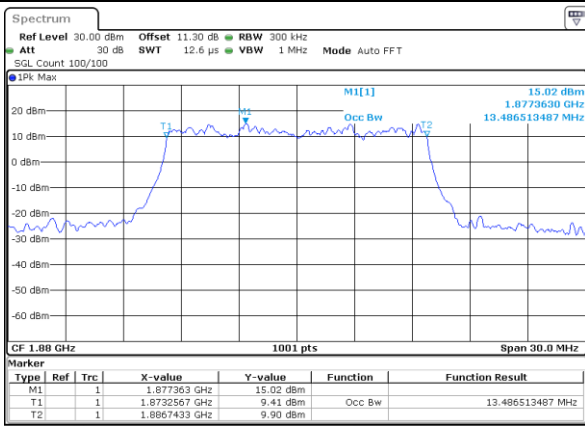
Date: 16\_SEP.2022 02:39:44

Middle Channel / 10MHz / 64QAM



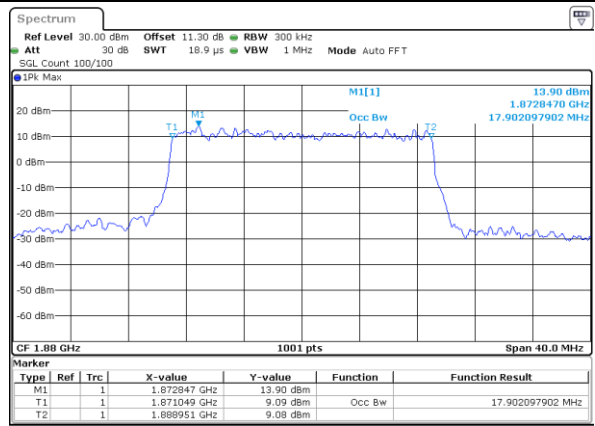
Date: 16\_SEP.2022 02:59:52

Middle Channel / 15MHz / 64QAM



Date: 16\_SEP.2022 06:52:07

Middle Channel / 20MHz / 64QAM

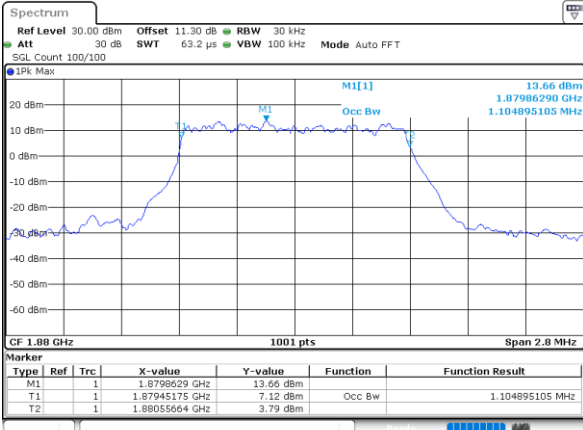


Date: 16\_SEP.2022 07:12:03



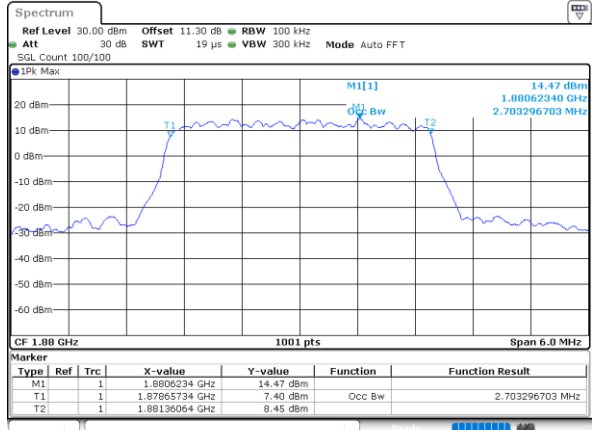
LTE Band 2

Middle Channel / 1.4MHz / 256QAM



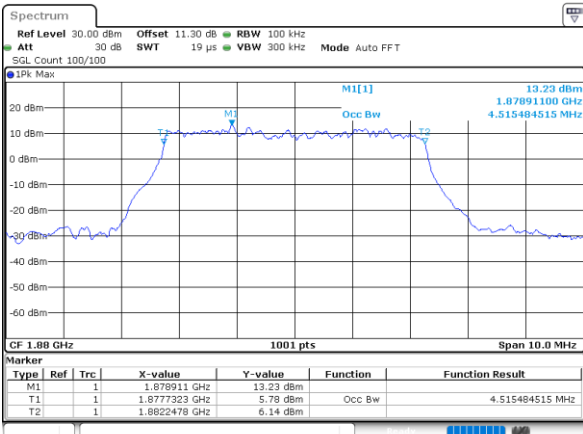
Date: 16\_SEP.2022 07:18:22

Middle Channel / 3MHz / 256QAM



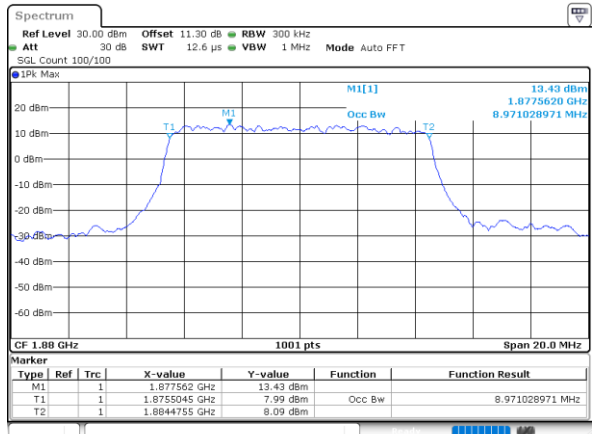
Date: 16\_SEP.2022 07:23:06

Middle Channel / 5MHz / 256QAM



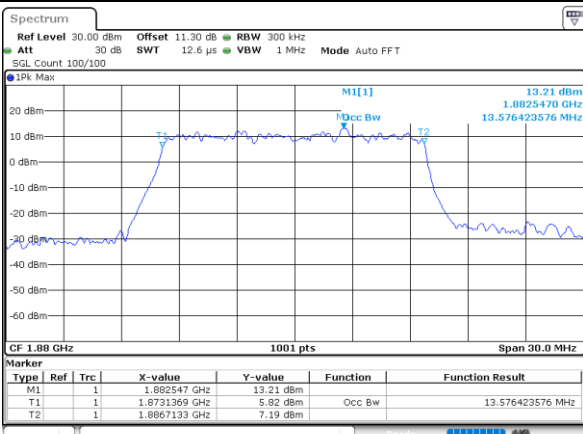
Date: 16\_SEP.2022 07:27:52

Middle Channel / 10MHz / 256QAM



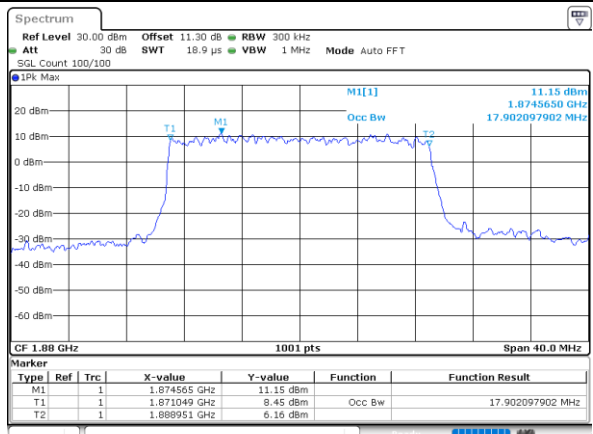
Date: 16\_SEP.2022 07:32:17

Middle Channel / 15MHz / 256QAM



Date: 16\_SEP.2022 07:37:24

Middle Channel / 20MHz / 256QAM



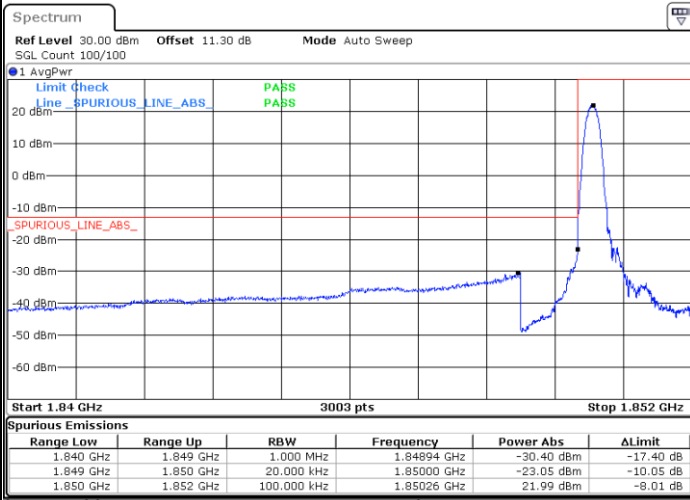
Date: 16\_SEP.2022 07:42:09



# Conducted Band Edge

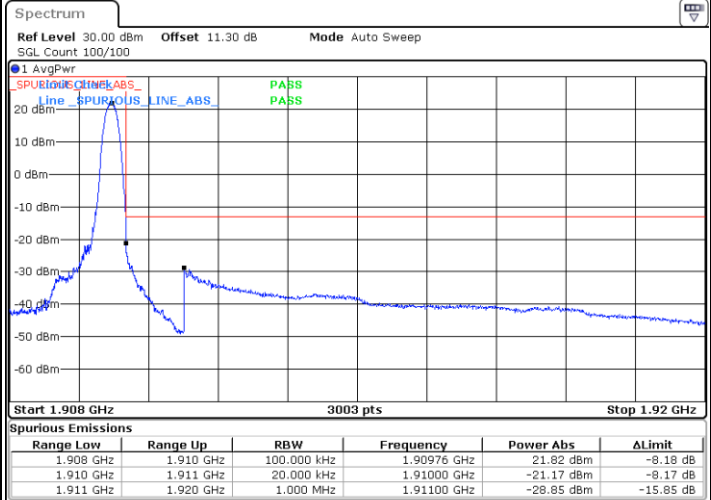
## LTE Band 2 / 1.4MHz / QPSK

### Lowest Band Edge / 1RB



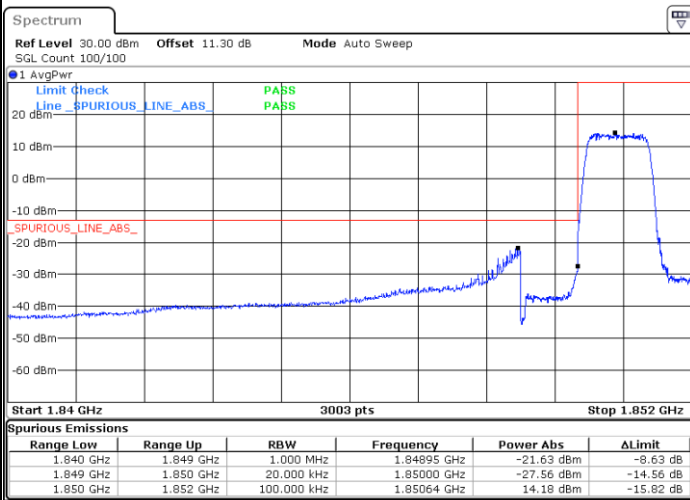
Date: 16.SEP.2022 01:48:44

### Highest Band Edge / 1RB



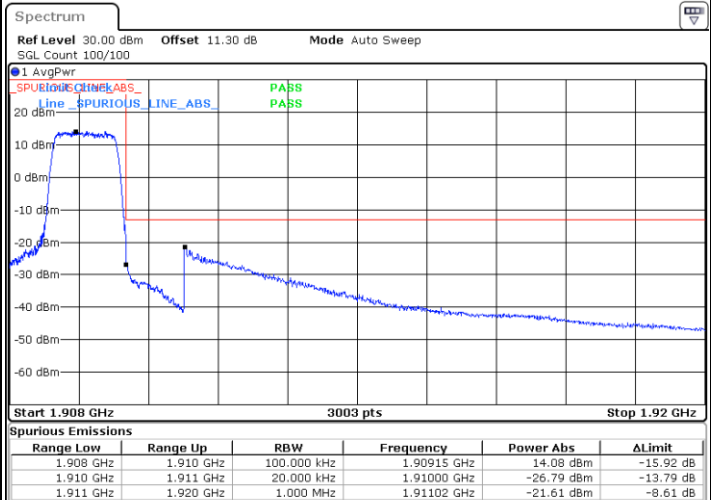
Date: 16.SEP.2022 01:57:18

### Lowest Band Edge / Full RB



Date: 16.SEP.2022 01:50:45

### Highest Band Edge / Full RB

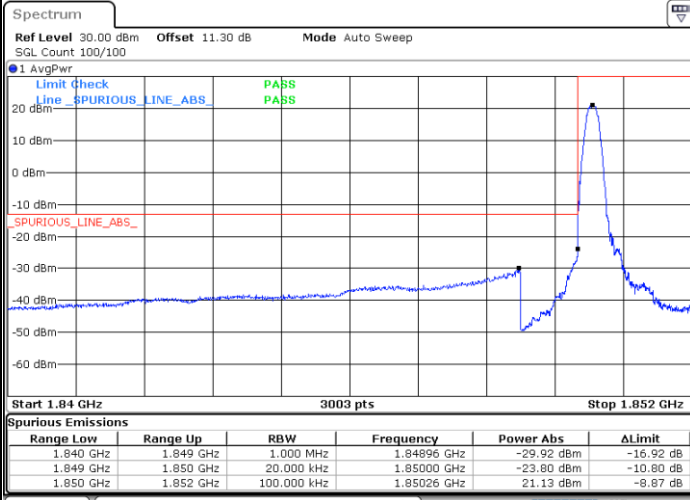


Date: 16.SEP.2022 01:59:20



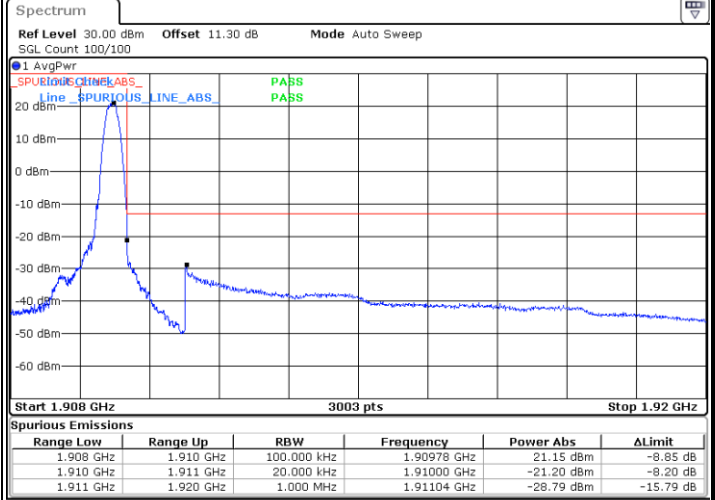
LTE Band 2 / 1.4MHz / 16QAM

Lowest Band Edge / 1 RB



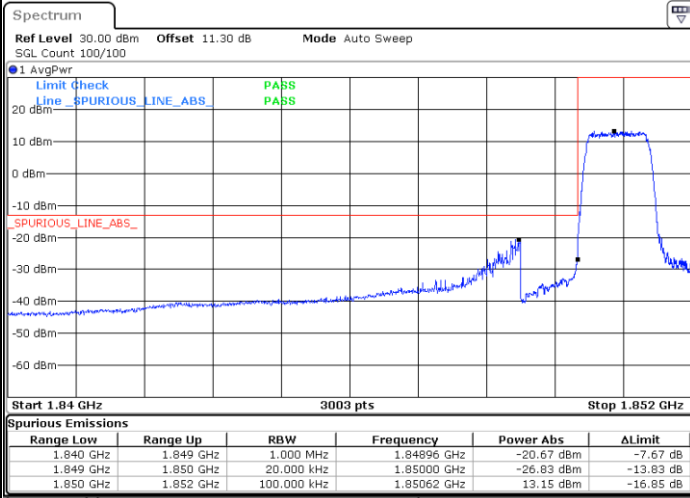
Date: 16.SEP.2022 01:49:45

Highest Band Edge / 1 RB



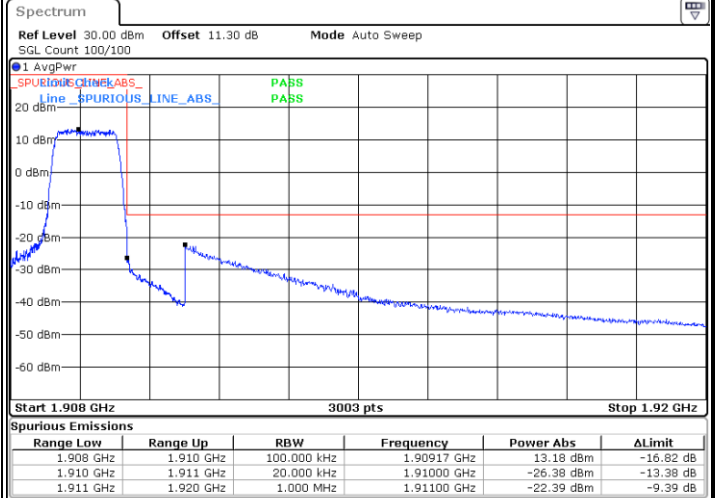
Date: 16.SEP.2022 01:58:19

Lowest Band Edge / Full RB



Date: 16.SEP.2022 01:51:45

Highest Band Edge / Full RB



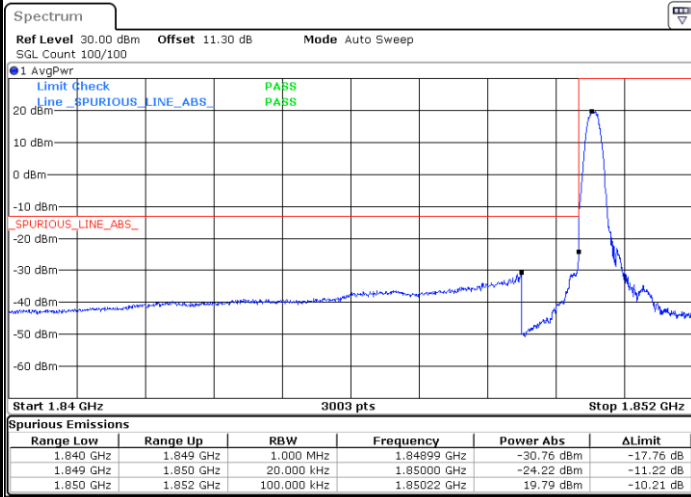
Date: 16.SEP.2022 02:00:21





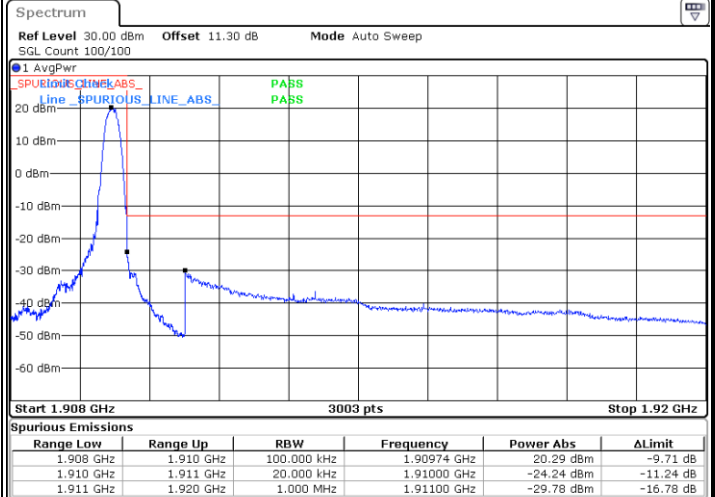
LTE Band 2 / 1.4MHz / 64QAM

Lowest Band Edge / 1 RB



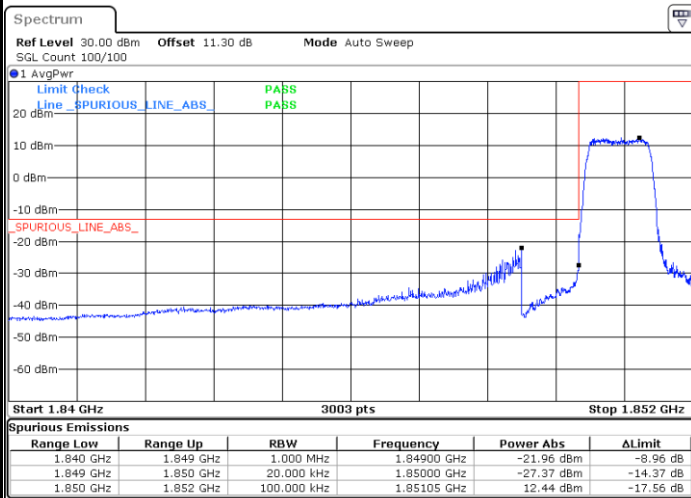
Date: 16.SEP.2022 01:44:01

Highest Band Edge / 1 RB



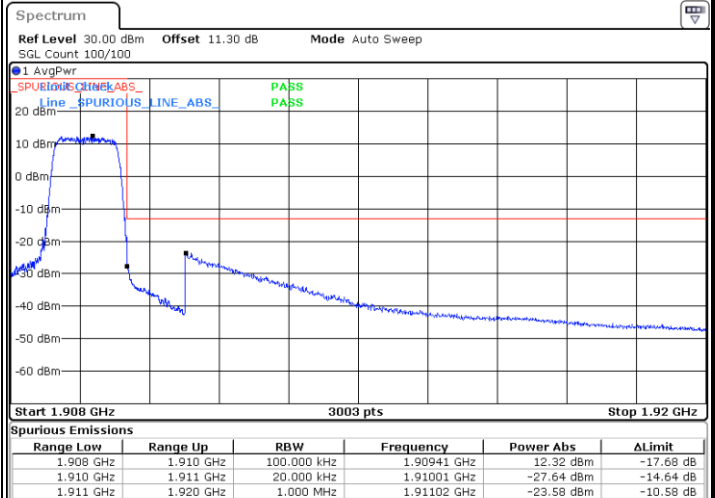
Date: 16.SEP.2022 01:46:45

Lowest Band Edge / Full RB



Date: 16.SEP.2022 01:45:02

Highest Band Edge / Full RB

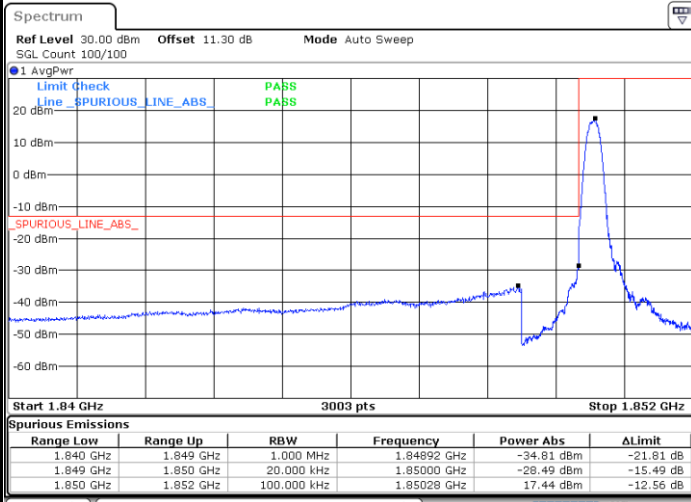


Date: 16.SEP.2022 01:47:45

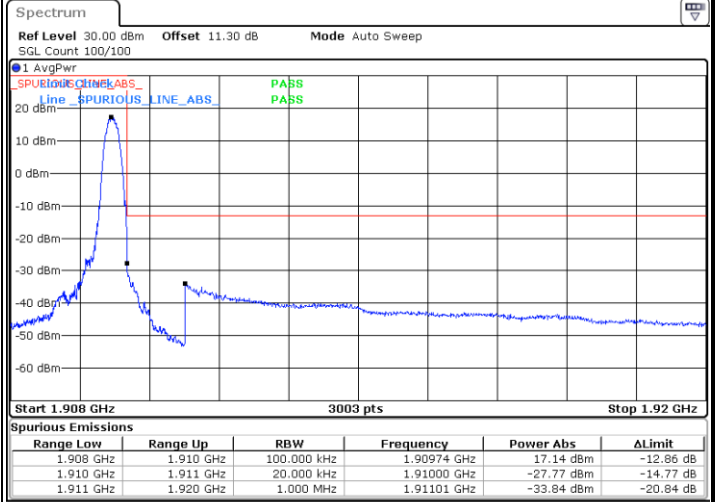


LTE Band 2 / 1.4MHz / 256QAM

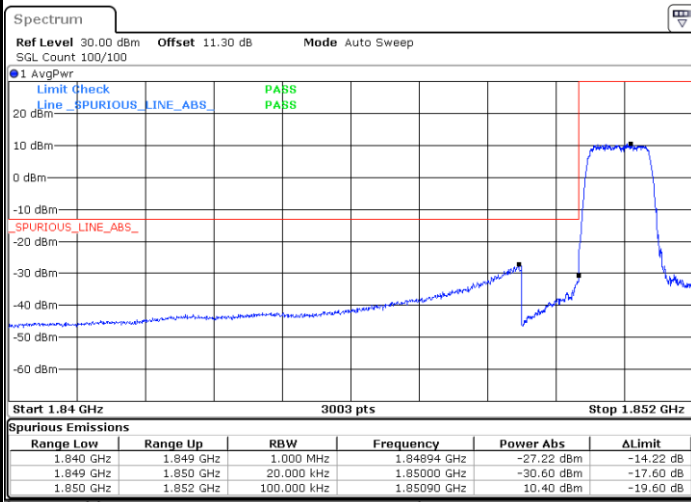
Lowest Band Edge / 1 RB



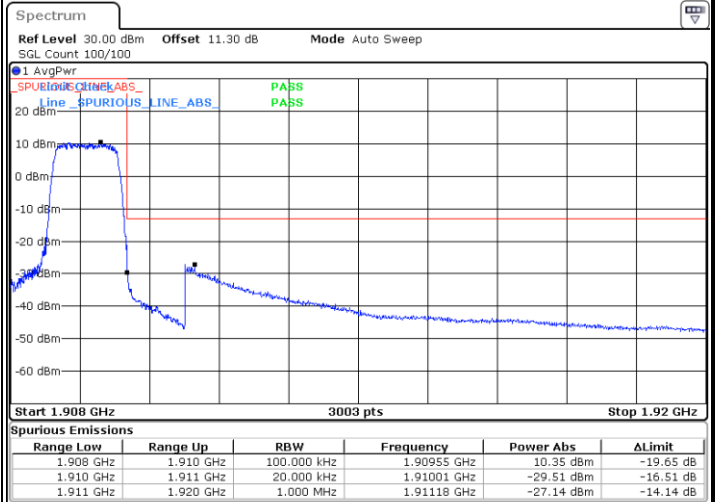
Highest Band Edge / 1 RB



Lowest Band Edge / Full RB



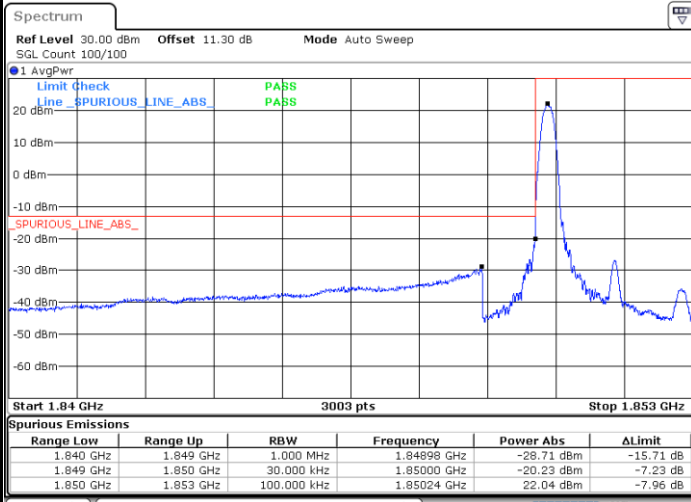
Highest Band Edge / Full RB



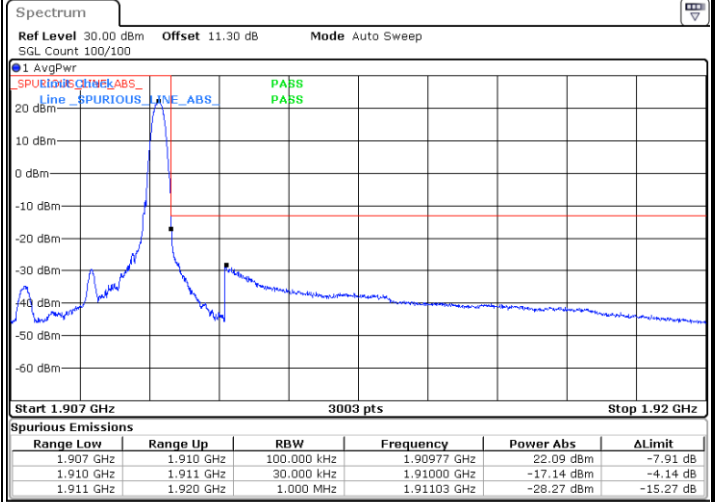


LTE Band 2 / 3MHz / QPSK

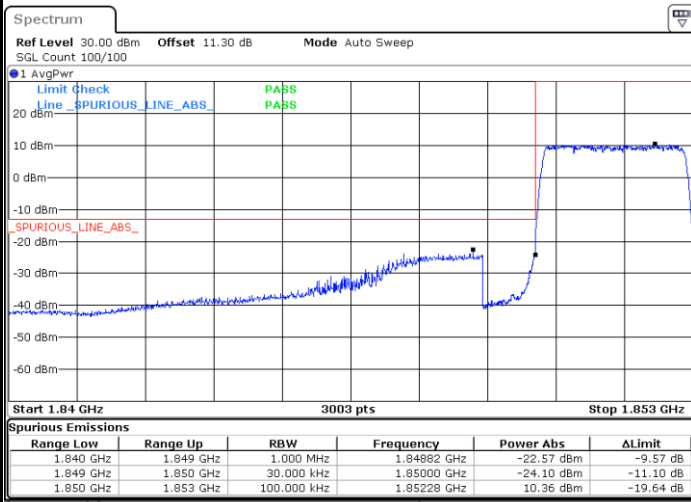
Lowest Band Edge / 1RB



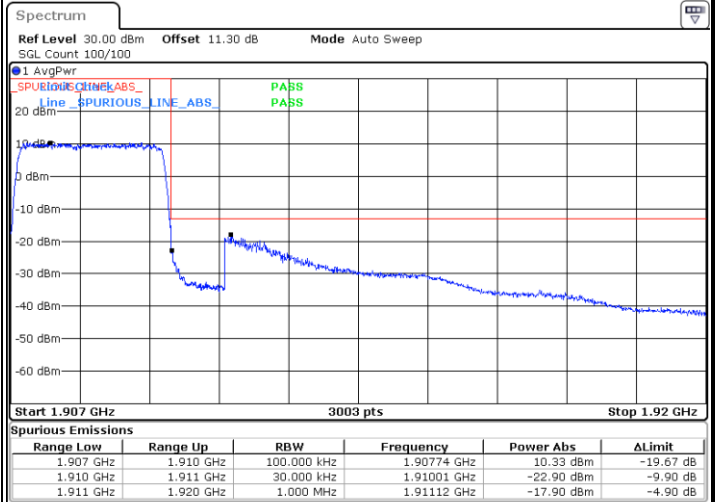
Highest Band Edge / 1 RB



Lowest Band Edge / Full RB



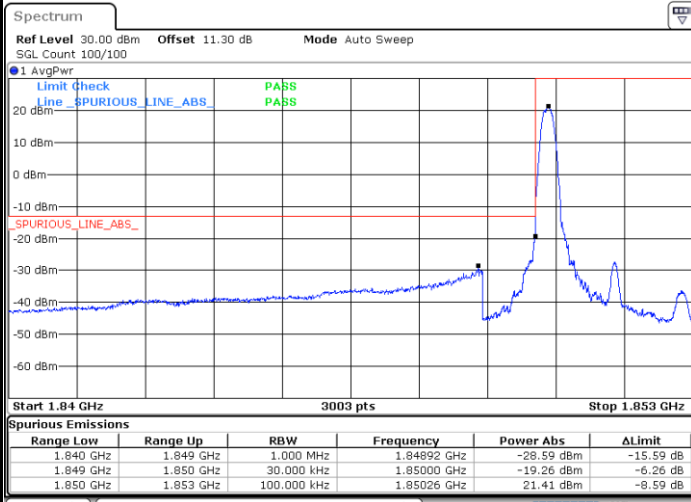
Highest Band Edge / Full RB





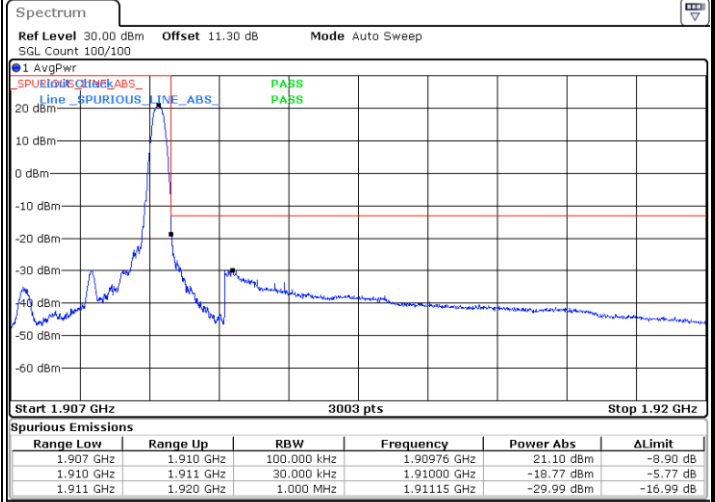
LTE Band 2 / 3MHz / 16QAM

Lowest Band Edge / 1 RB



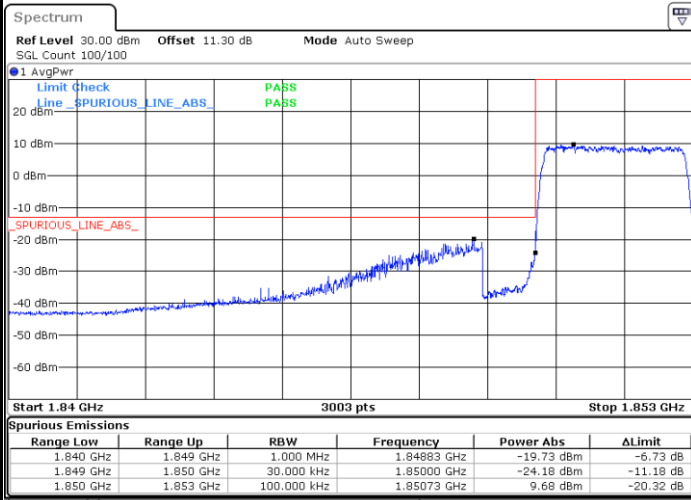
Date: 16.SEP.2022 02:05:11

Highest Band Edge / 1 RB



Date: 16.SEP.2022 02:13:44

Lowest Band Edge / Full RB



Date: 16.SEP.2022 02:07:12

Highest Band Edge / Full RB

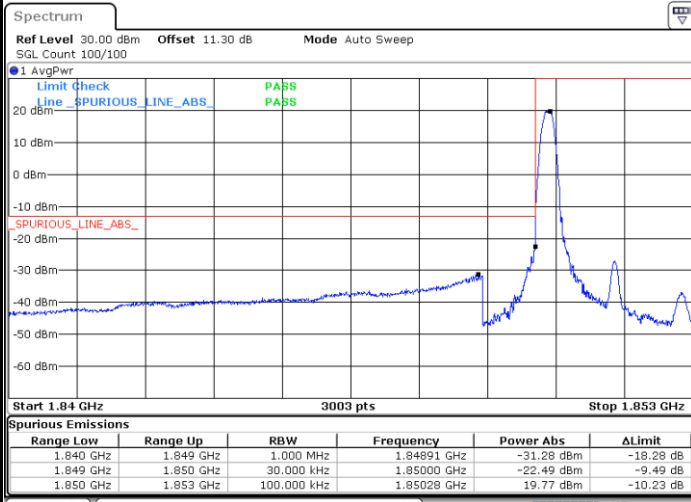


Date: 16.SEP.2022 02:15:44



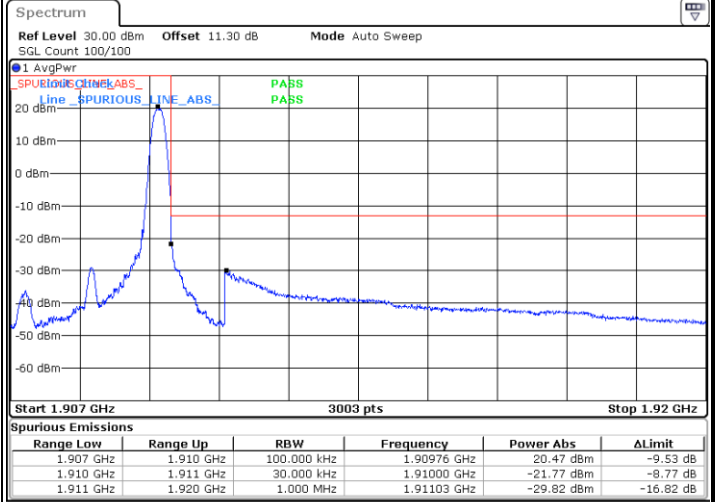
LTE Band 2 / 3MHz / 64QAM

Lowest Band Edge / 1 RB



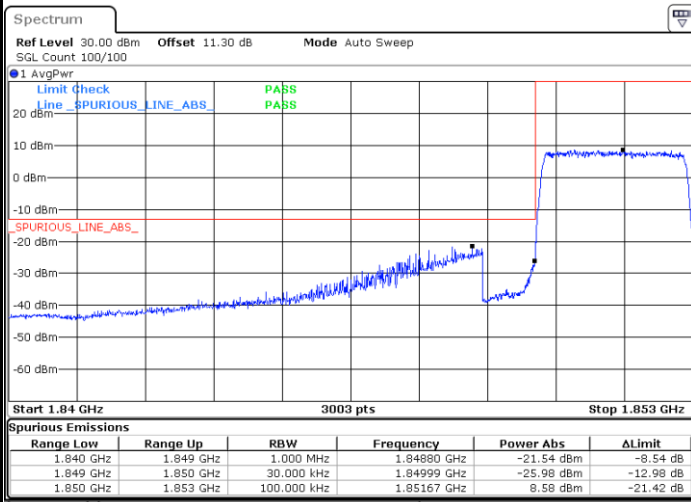
Date: 16.SEP.2022 02:18:03

Highest Band Edge / 1 RB



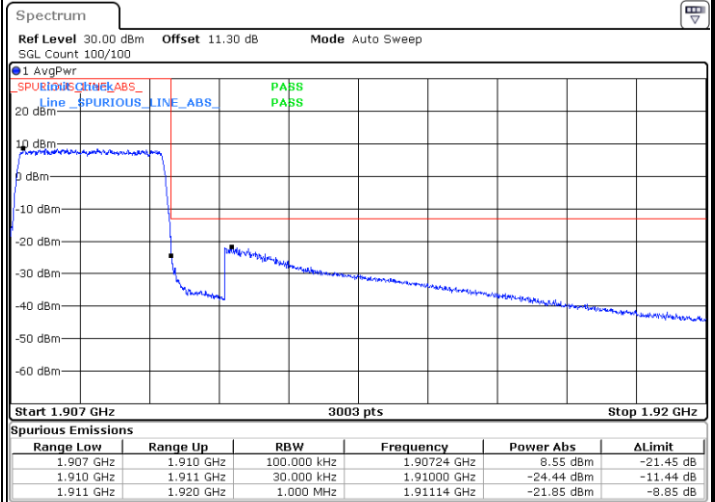
Date: 16.SEP.2022 02:20:46

Lowest Band Edge / Full RB



Date: 16.SEP.2022 02:19:03

Highest Band Edge / Full RB



Date: 16.SEP.2022 02:21:47