

使用说明书



FC CE SRRC RoHS

产品概览

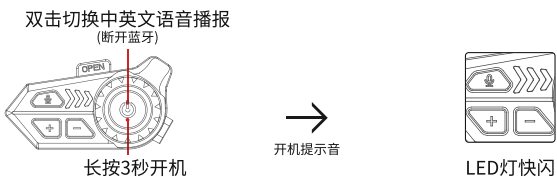


重要提醒:

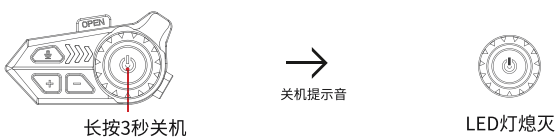
耳机安装前, 请按快速手册指引连接手机, 试听音效和音量。
如安装到头盔后, 音效和音量有较大的差异, 请调整喇叭在头盔内的位置。

开机/关机

开机



开机/关机



配对

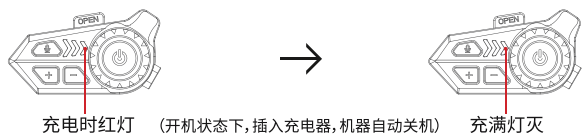


电话功能

双击切换手动/自动接听 (未连接蓝牙时)



充电模式



音乐功能

暂停/播放音乐



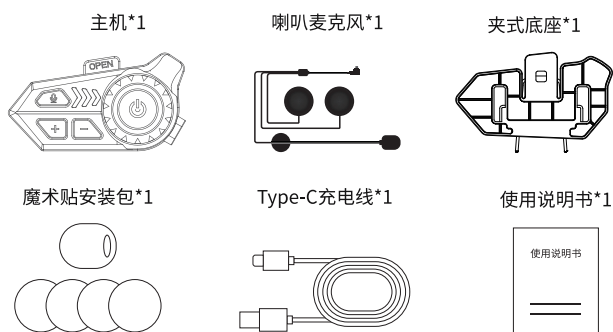
切换音乐



开启/关闭灯光/语音助手



物品清单



注意事项

- 1、请勿将产品投入明火中, 避免发生爆炸;
- 2、请勿拆卸产品, 避免产品电子器件损坏;
- 3、请勿靠近尖锐器, 物对产品造成损坏;
- 4、长时间不用, 请放置干燥处。

HELMET BLUETOOTH HEADSET

QUICK INSTRUCTION MANUAL

Model : X10C

Product overview

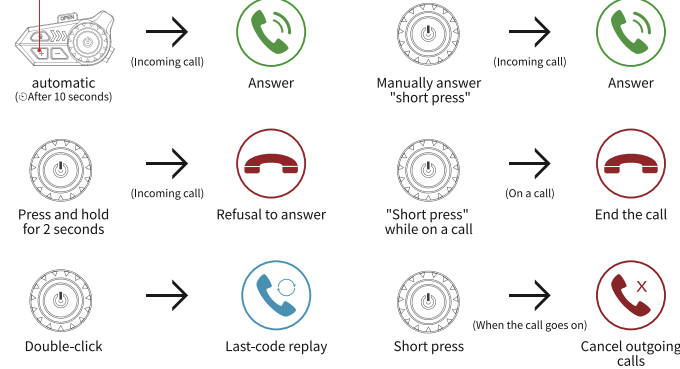


Important Notice:

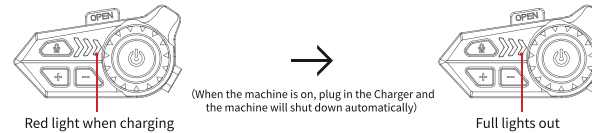
Before installing the headphones, follow the Quick Manual instructions to connect your phone and listen to the sound and volume. If there is a large difference in sound effect and volume after installing it on the helmet, please adjust the position of the speaker in the helmet.

Phone features

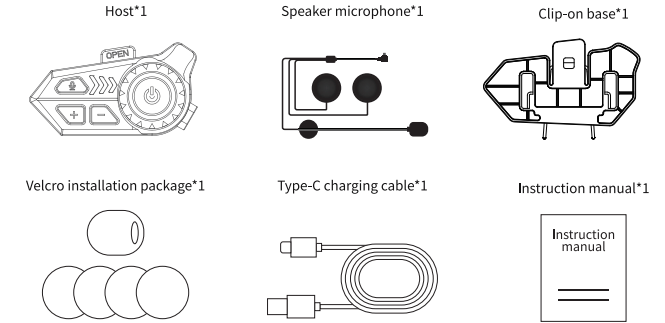
Double-click to toggle manual auto answering
(When Bluetooth is not connected)



Charging mode



List of items



Notes

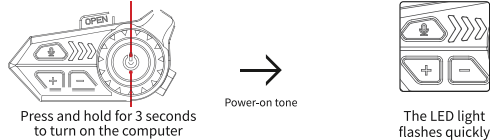
1. Do not put the product into the open flame to avoid explosion;
2. Do not disassemble the product. Avoid damage to product electronics;
3. Do not approach the sharp object, the object will cause damage to the product;
4. Do not use for a long time, please place in a dry place.



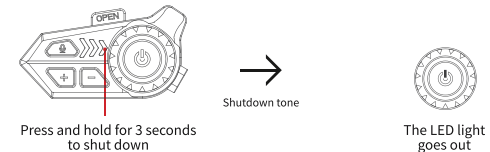
Power on/off

Power on

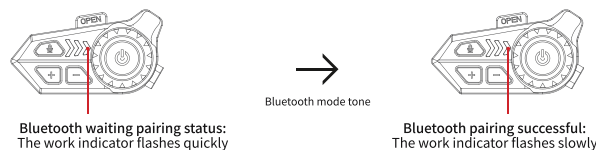
Double-click to toggle the Chinese and English voice broadcast
(Disconnect Bluetooth)



Power off



Pairing

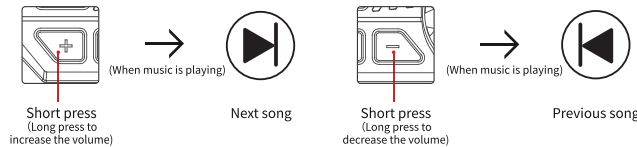


Music features

Pause/play music



Switch music



Turn On/off/voice assistant



instruction warning

NOTE: This equipment has been tested and found to comply with the limits for a Class B digital device, pursuant to part 15 of the FCC Rules. These limits are designed to provide reasonable protection against harmful interference in a residential installation. This equipment generates uses and can radiate radio frequency energy and, if not installed and used in accordance with the instructions may cause harmful interference to radio communications. However, there is no guarantee that interference will not occur in a particular installation. If this equipment does cause harmful interference to radio or television reception, which can be determined by turning the equipment off and on, the user is encouraged to try to correct the interference by one or more of the following measures.

- Reorient or relocate the receiving antenna
- Increase the separation between the equipment and receiver.
- Connect the equipment into an outlet on a circuit different from that to which the receiver is connected.
- Consult the dealer or an experienced radio/TV technician for help

Changes or modifications not expressly approved by the party responsible for compliance could void the user's authority to operate the equipment. This device complies with Part 15 of the FCC Rules. Operation is subject to the following two conditions.

- (1) this device may not cause harmful interference, and
- (2) this device must accept any interference received, including interference that may cause undesired operation.

The device has been evaluated to meet general RF exposure requirement. The device can be used in portable exposure condition without restriction.