



FCC RF Test Report

APPLICANT : Satco Products Inc.
EQUIPMENT : Smart Control Panel-10 inch
MODEL NAME : S11576
FCC ID : 2BNMQ-S11576
STANDARD : FCC Part 15 Subpart C §15.247
CLASSIFICATION : (DTS) Digital Transmission System
TEST DATE(S) : May 16, 2023 ~ May 31, 2023

We, Sporton International Inc. (Kunshan), would like to declare that the tested sample has been evaluated in accordance with the test procedures and has been in compliance with the applicable technical standards.

The test results in this report apply exclusively to the tested model / sample. Without written approval of Sporton International Inc. (Kunshan), the test report shall not be reproduced except in full.

Jason Jia

Approved by: Jason Jia



Sporton International Inc. (Kunshan)

**No. 1098, Pengxi North Road, Kunshan Economic Development Zone Jiangsu Province 215300
People's Republic of China**



TABLE OF CONTENTS

REVISION HISTORY.....	3
SUMMARY OF TEST RESULT	4
1 GENERAL DESCRIPTION.....	5
1.1 Applicant.....	5
1.2 Manufacturer.....	5
1.3 Product Feature of Equipment Under Test.....	5
1.4 Product Specification of Equipment Under Test.....	5
1.5 Modification of EUT	5
1.6 Testing Location	6
1.7 Test Software.....	6
1.8 Applicable Standards.....	6
2 TEST CONFIGURATION OF EQUIPMENT UNDER TEST.....	7
2.1 Carrier Frequency Channel	7
2.2 Test Mode.....	8
2.3 Connection Diagram of Test System.....	9
2.4 Support Unit used in test configuration and system	9
2.5 EUT Operation Test Setup	10
2.6 Measurement Results Explanation Example.....	10
3 TEST RESULT	11
3.1 6dB and 99% Bandwidth Measurement	11
3.2 Output Power Measurement.....	18
3.3 Power Spectral Density Measurement	19
3.4 Conducted Band Edges and Spurious Emission Measurement	26
3.5 Radiated Band Edges and Spurious Emission Measurement	35
3.6 AC Conducted Emission Measurement.....	39
3.7 Antenna Requirements.....	41
4 LIST OF MEASURING EQUIPMENT.....	42
5 MEASUREMENT UNCERTAINTY.....	43
APPENDIX A. CONDUCTED TEST RESULTS	
APPENDIX B. AC CONDUCTED EMISSION TEST RESULT	
APPENDIX C. RADIATED SPURIOUS EMISSION AND PLOTS	
APPENDIX D. DUTY CYCLE PLOTS	
APPENDIX E. SETUP PHOTOGRAPHS	



REVISION HISTORY

REPORT NO.	VERSION	DESCRIPTION	ISSUED DATE
FR350402-02B	Rev. 01	Initial issue of report	Apr. 09, 2025

SUMMARY OF TEST RESULT

Report Section	FCC Rule	Description	Limit	Result	Remark
3.1	15.247(a)(2)	6dB Bandwidth	$\geq 0.5\text{MHz}$	Pass	-
3.1	-	99% Bandwidth	-	Report only	-
3.2	15.247(b)(3)	Peak Output Power	$\leq 30\text{dBm}$	Pass	-
3.3	15.247(e)	Power Spectral Density	$\leq 8\text{dBm}/3\text{kHz}$	Pass	-
3.4	15.247(d)	Conducted Band Edges and Spurious Emission	$\leq 20\text{dBc}$	Pass	-
3.5	15.247(d)	Radiated Band Edges and Spurious Emission	15.209(a) & 15.247(d)	Pass	Under limit 4.14 dB at 4804.00 MHz
3.6	15.207	AC Conducted Emission	15.207(a)	Pass	Under limit 7.09 dB at 0.291 MHz
3.7	15.203 & 15.247(b)	Antenna Requirement	15.203 & 15.247(b)	Pass	-

Note: This is a change FCC ID report. Since no changes have been made to this device, therefore, all test cases were leveraged from original report (FCC ID: 2A789-TPA10, report number FR350402B).

Conformity Assessment Condition:
<ol style="list-style-type: none"> The test results (PASS/FAIL) with all measurement uncertainty excluded are presented against the regulation limits or in accordance with the requirements stipulated by the applicant/manufacture who shall bear all the risks of non-compliance that may potentially occur if measurement uncertainty is taken into account. The measurement uncertainty please refer to each test result in the section "Measurement Uncertainty"
Disclaimer:
The product specifications of the EUT presented in the test report that may affect the test assessments are declared by the manufacturer who shall take full responsibility for the authenticity.



1 General Description

1.1 Applicant

Satco Products Inc.

110 Heartland Blvd. Brentwood, NY 11717, USA

1.2 Manufacturer

Satco Products Inc.

110 Heartland Blvd. Brentwood, NY 11717, USA

1.3 Product Feature of Equipment Under Test

Product Feature	
Equipment	Smart Control Panel-10 inch
Model Name	S11576
FCC ID	2BNMQ-S11576
SN	RSE: FWAED13ZJ0007D Conducted: ZNVEC28KL00004 Conduction: ZNVEC28KL00017
HW Version	V1.0
SW Version	V2.X.X

Remark: The above EUT's information was declared by manufacturer. Please refer to the specifications or user's manual for more detailed description.

1.4 Product Specification of Equipment Under Test

Standards-related Product Specification	
Tx/Rx Frequency Range	2402 MHz ~ 2480 MHz
Number of Channels	40
Carrier Frequency of Each Channel	40 Channel (37 hopping + 3 advertising channel)
Maximum Output Power to Antenna	Bluetooth LE 1Mbps: 6.78 dBm (0.0048 W) Bluetooth LE 2Mbps: 6.83 dBm (0.0048 W)
99% Occupied Bandwidth	Bluetooth LE 1Mbps: 1.019 MHz Bluetooth LE 2Mbps: 2.054 MHz
Antenna Type / Gain	IPEX Antenna type with gain 0.73 dBi
Type of Modulation	Bluetooth LE : GFSK

1.5 Modification of EUT

No modifications are made to the EUT during all test items.



1.6 Testing Location

Sporton International Inc. (Kunshan) is accredited to ISO/IEC 17025:2017 by American Association for Laboratory Accreditation with Certificate Number 5145.02.

Test Firm	Sporton International Inc. (Kunshan)		
Test Site Location	No. 1098, Pengxi North Road, Kunshan Economic Development Zone Jiangsu Province 215300 People's Republic of China TEL : +86-512-57900158		
Test Site No.	Sporton Site No.	FCC Designation No.	FCC Test Firm Registration No.
	CO01-KS 03CH08-KS TH01-KS	CN1257	314309

1.7 Test Software

Item	Site	Manufacturer	Name	Version
1.	03CH08-KS	AUDIX	E3	6.2009-8-24a1
2.	CO01-KS	AUDIX	E3	6.2009-8-24

1.8 Applicable Standards

According to the specifications of the manufacturer, the EUT must comply with the requirements of the following standards:

- 47 CFR Part 15 Subpart C §15.247
- FCC KDB 558074 D01 15.247 Meas Guidance v05r02
- ANSI C63.10-2013

Remark:

1. All test items were verified and recorded according to the standards and without any deviation during the test.
2. This EUT has also been tested and complied with the requirements of FCC Part 15, Subpart B, recorded in a separate test report.



2 Test Configuration of Equipment Under Test

2.1 Carrier Frequency Channel

Frequency Band	Channel	Freq. (MHz)	Channel	Freq. (MHz)
2400-2483.5 MHz	0	2402	21	2444
	1	2404	22	2446
	2	2406	23	2448
	3	2408	24	2450
	4	2410	25	2452
	5	2412	26	2454
	6	2414	27	2456
	7	2416	28	2458
	8	2418	29	2460
	9	2420	30	2462
	10	2422	31	2464
	11	2424	32	2466
	12	2426	33	2468
	13	2428	34	2470
	14	2430	35	2472
	15	2432	36	2474
	16	2434	37	2476
	17	2436	38	2478
	18	2438	39	2480
	19	2440	-	-
	20	2442	-	-

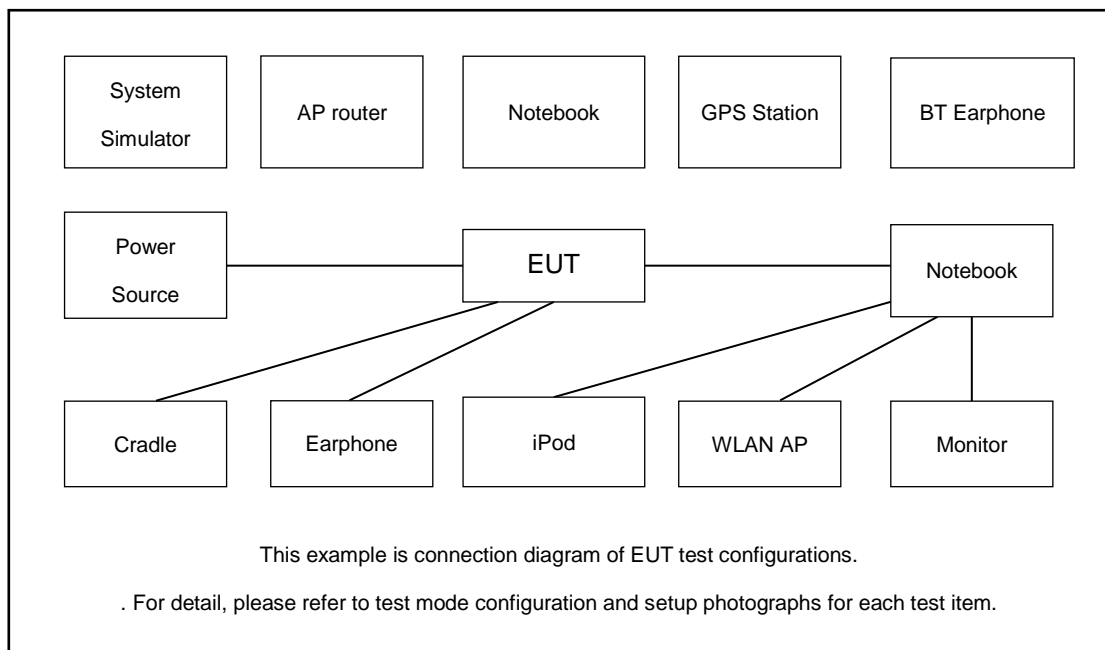
2.2 Test Mode

- a. The EUT has been associated with peripherals and configuration operated in a manner tended to maximize its emission characteristics in a typical application. Frequency range investigated: conduction emission (150 kHz to 30 MHz), radiation emission (9 kHz to the 10th harmonic of the highest fundamental frequency or to 40 GHz, whichever is lower). For radiated measurement, pre-scanned in three orthogonal panels, X, Y, Z. The worst cases (Y plane) were recorded in this report.
- b. AC power line Conducted Emission was tested under maximum output power.

The following summary table is showing all test modes to demonstrate in compliance with the standard.

Summary table of Test Cases	
Test Item	Data Rate / Modulation
	Bluetooth – LE / GFSK
Conducted TCs	Bluetooth Tx CH00_2402 MHz_1Mbps & 2Mbps
	Bluetooth Tx CH19_2440 MHz_1Mbps & 2Mbps
	Bluetooth Tx CH39_2480 MHz_1Mbps & 2Mbps
Radiated TCs	Bluetooth Tx CH00_2402 MHz_1Mbps & 2Mbps
	Bluetooth Tx CH19_2440 MHz_1Mbps & 2Mbps
	Bluetooth Tx CH39_2480 MHz_1Mbps & 2Mbps
	Co-location: Bluetooth-LE 1M_CH00 + Zigbee_CH26 + WLAN 11n HT40_CH09
AC Conducted Emission	Bluetooth Link + WLAN Link(2.4G) + AC 120V/60Hz + Notebook(RJ45 Link) + Lamp bulb(L1) + Lamp bulb(L2)

2.3 Connection Diagram of Test System



2.4 Support Unit used in test configuration and system

Item	Equipment	Trade Name	Model Name	FCC ID	Data Cable	Power Cord
1.	WLAN AP	D-link	DIR-655	KA21R655B1	N/A	Unshielded,1.8m
2.	Notebook	Lenovo	V130-15IKB005	N/A	N/A	shielded cable DC O/P 1.8m , Unshielded AC I/P cable 1.8m
3.	Bluetooth Earphone	Lenovo	LBH308	N/A	N/A	N/A
4.	Lamp bulb	NA	N/A	N/A	N/A	N/A
5.	Lamp bulb	NA	N/A	N/A	N/A	N/A

2.5 EUT Operation Test Setup

For BLE function, the engineering test program was provided and enabled to make EUT continuous transmit.

For AC power line conducted emissions, the EUT was set to connect with the WLAN AP under large package sizes transmission.

2.6 Measurement Results Explanation Example

For all conducted test items:

The offset level is set in the spectrum analyzer to compensate the RF cable loss and attenuator factor between EUT conducted output port and spectrum analyzer. With the offset compensation, the spectrum analyzer reading level is exactly the EUT RF output level.

Example :

The spectrum analyzer offset is derived from RF cable loss and attenuator factor.

Offset = RF cable loss + attenuator factor.

Following shows an offset computation example with cable loss 5.60 dB

$$\begin{aligned}\text{Offset(dB)} &= \text{RF cable loss(dB)} \\ &= 5.60(\text{dB})\end{aligned}$$

3 Test Result

3.1 6dB and 99% Bandwidth Measurement

3.1.1 Limit of 6dB and 99% Bandwidth

The minimum 6 dB bandwidth shall be at least 500 kHz.

3.1.2 Measuring Instruments

The section 4.0 of List of Measuring Equipment of this test report is used for test.

3.1.3 Test Procedures

1. The testing follows ANSI C63.10-2013 clause 11.8
2. The RF output of EUT was connected to the spectrum analyzer by RF cable and attenuator. The path loss was compensated to the results for each measurement.
3. Set to the maximum power setting and enable the EUT transmit continuously.
4. Make the measurement with the spectrum analyzer's resolution bandwidth (RBW) = 100 kHz. Set the Video bandwidth (VBW) = 300 kHz. In order to make an accurate measurement. The 6 dB bandwidth must be greater than 500 kHz.
5. For 99% Bandwidth Measurement, the spectrum analyzer's resolution bandwidth (RBW) is set 1% to 5% of the 99% OBW and the VBW is set to 3 times of the RBW.
6. Measure and record the results in the test report.

3.1.4 Test Setup



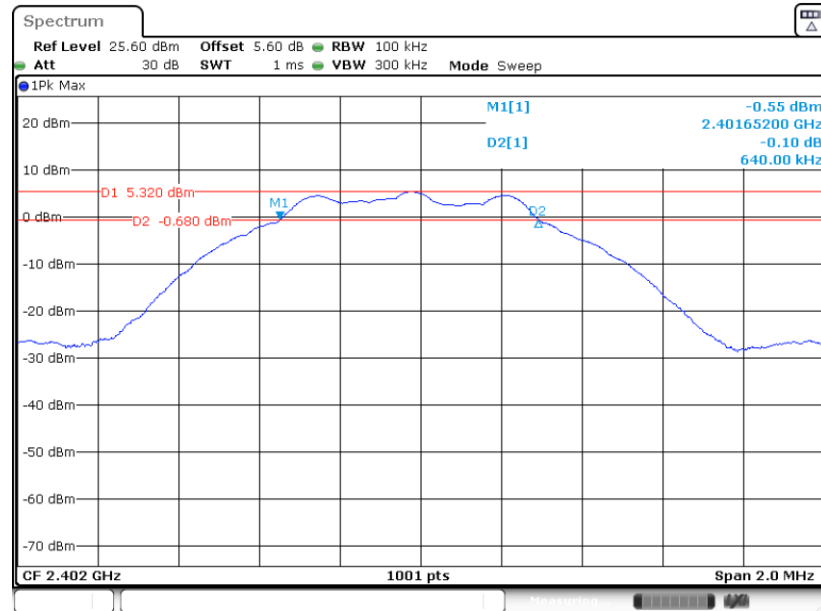


3.1.5 Test Result of 6dB Bandwidth

Please refer to Appendix A.

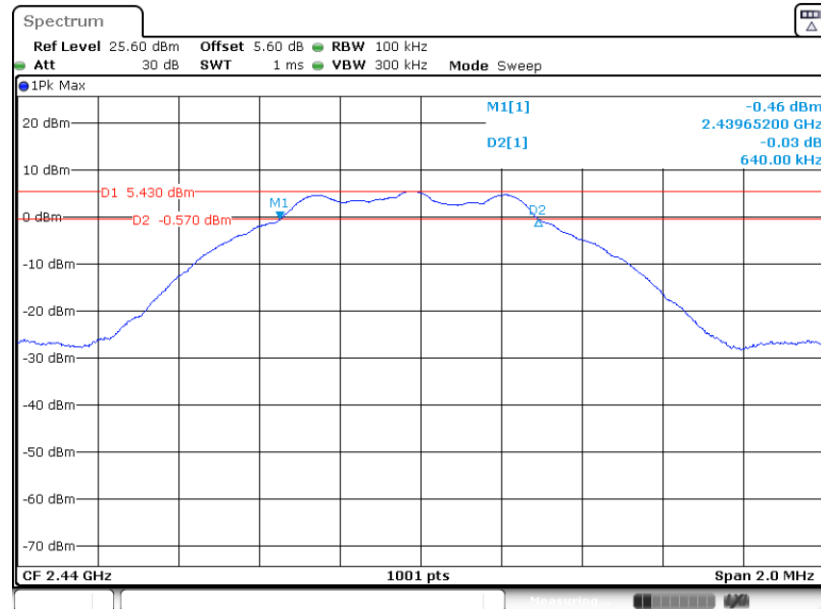
Bluetooth LE 1Mbps

6 dB Bandwidth Plot on Channel 00



Date: 30.MAY.2023 03:16:22

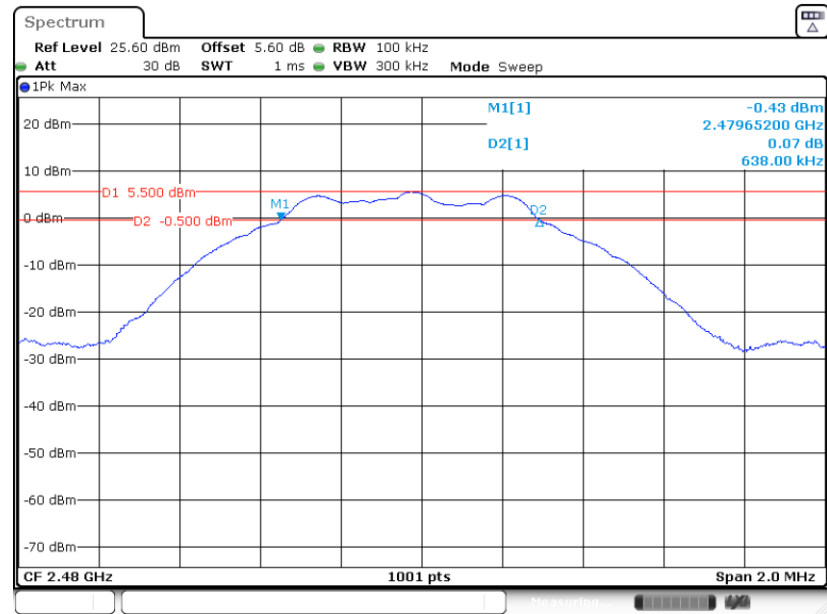
6 dB Bandwidth Plot on Channel 19



Date: 30.MAY.2023 03:21:48



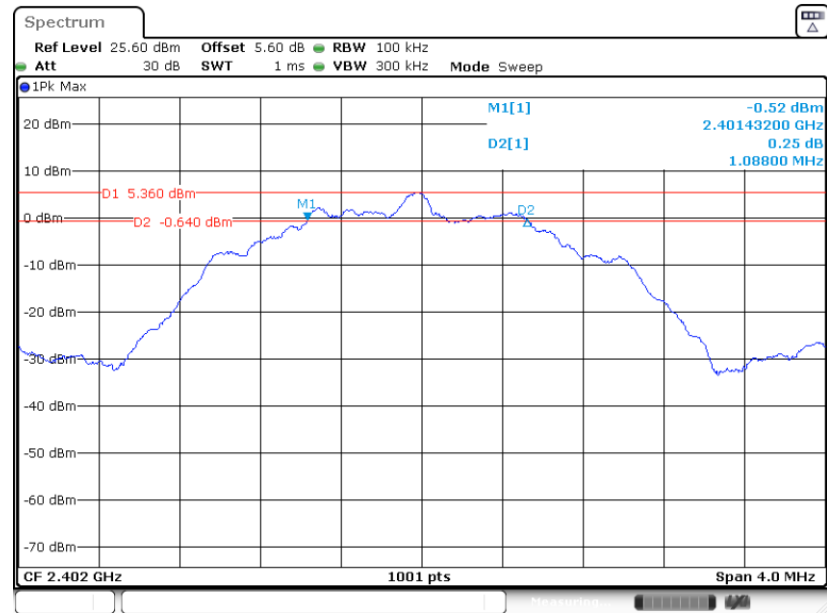
6 dB Bandwidth Plot on Channel 39



Date: 30.MAY.2023 03:25:18

Bluetooth LE 2Mbps

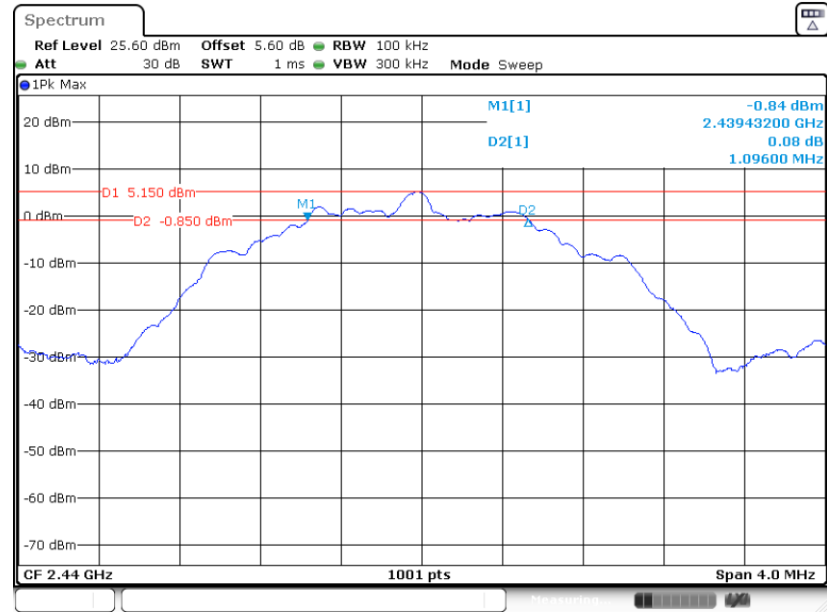
6 dB Bandwidth Plot on Channel 00



Date: 30.MAY.2023 03:31:44

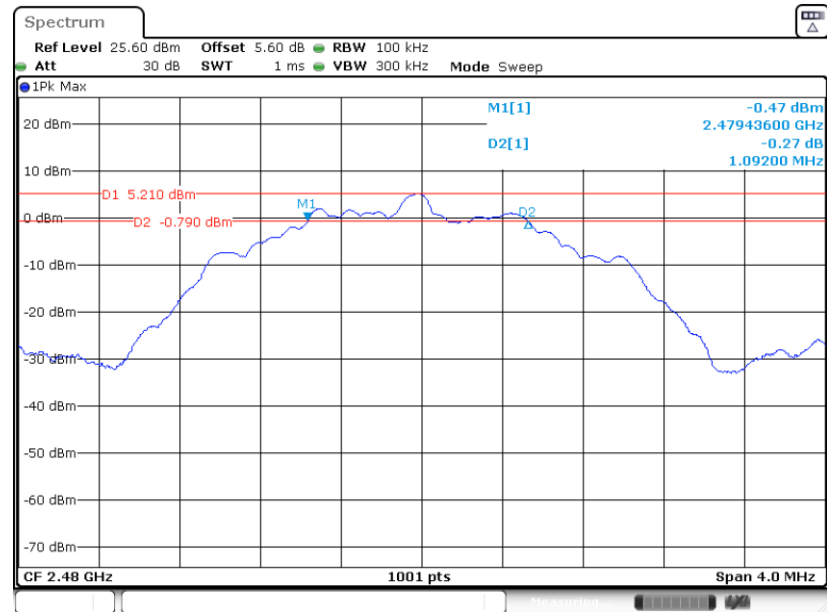


6 dB Bandwidth Plot on Channel 19



Date: 30.MAY.2023 03:43:51

6 dB Bandwidth Plot on Channel 39



Date: 30.MAY.2023 03:48:50

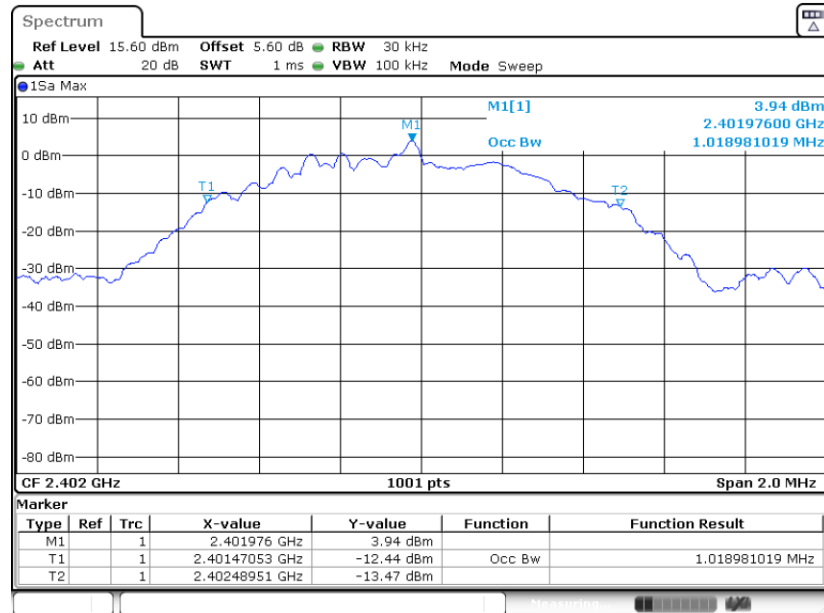


3.1.6 Test Result of 99% Occupied Bandwidth

Please refer to Appendix A.

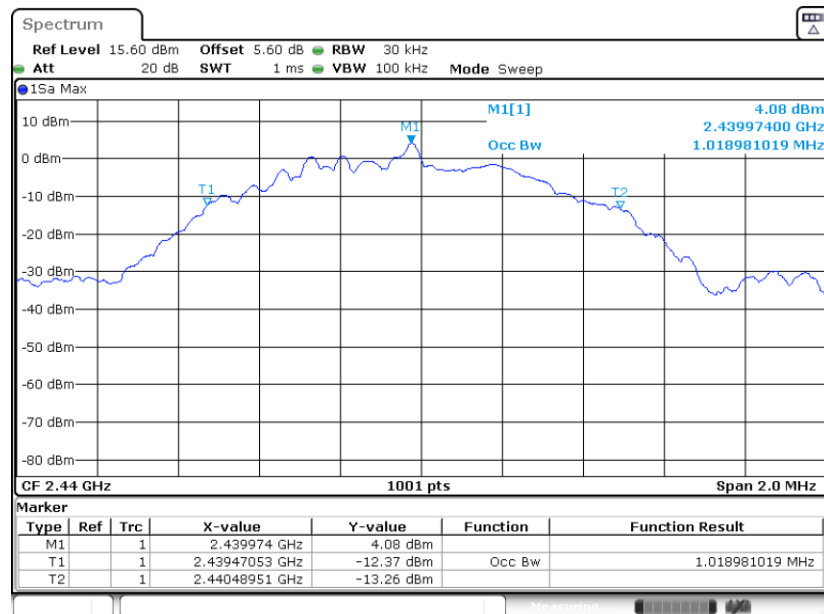
Bluetooth LE 1Mbps

99% Occupied Bandwidth Plot on Channel 00



Date: 30.MAY.2023 03:18:09

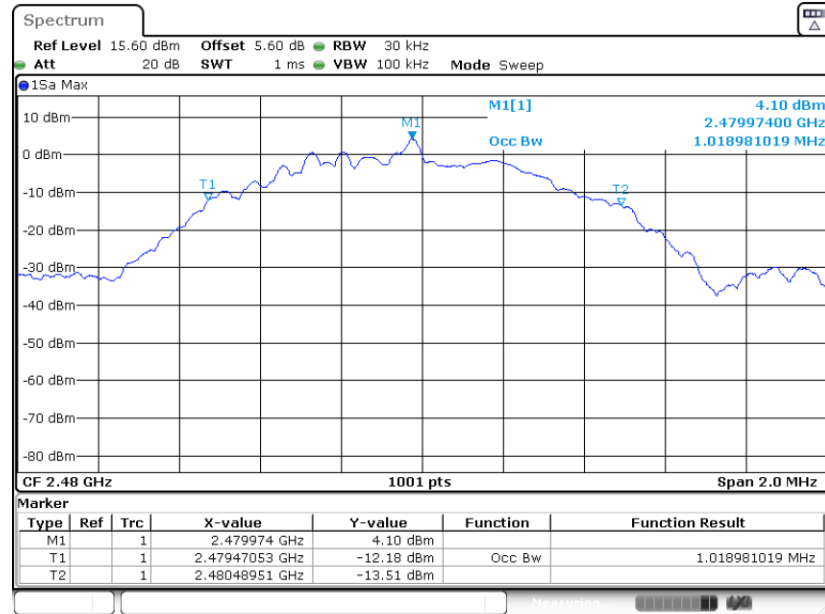
99% Occupied Bandwidth Plot on Channel 19



Date: 30.MAY.2023 03:23:16



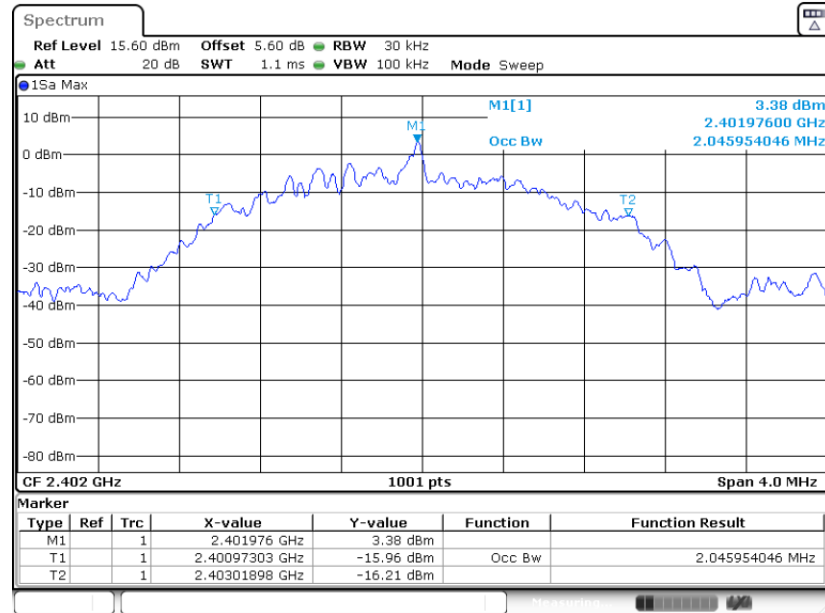
99% Occupied Bandwidth Plot on Channel 39



Date: 30.MAY.2023 03:27:05

Bluetooth LE 2Mbps

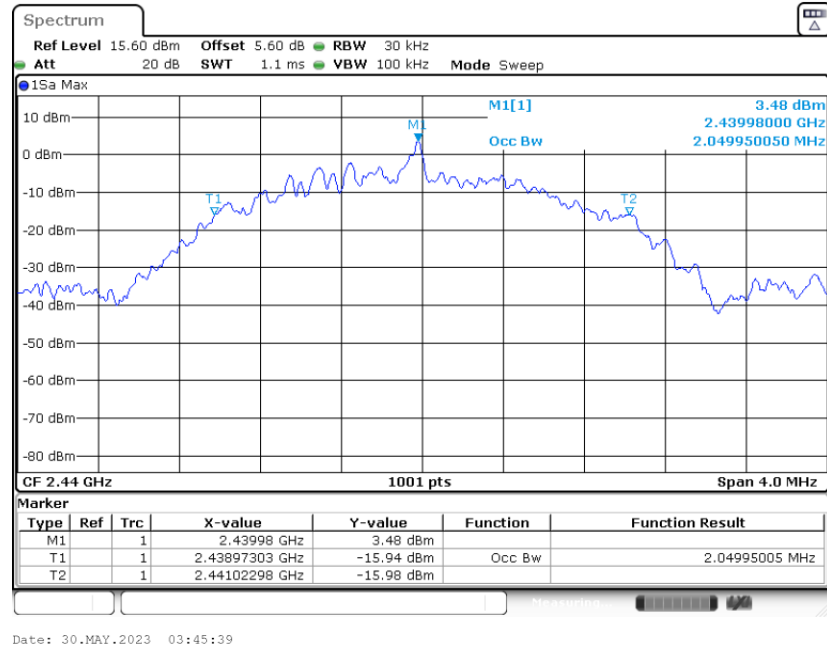
99% Occupied Bandwidth Plot on Channel 00



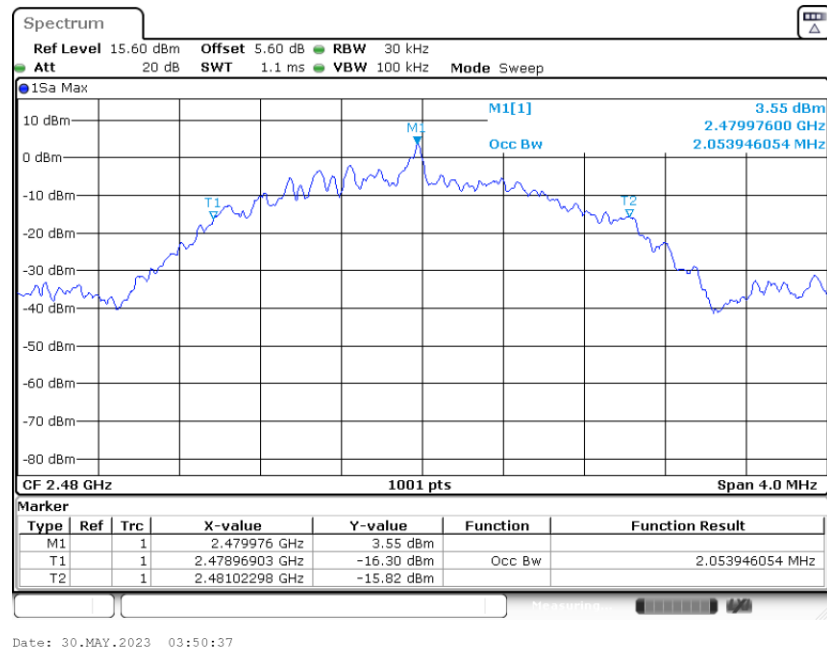
Date: 30.MAY.2023 03:33:31



99% Occupied Bandwidth Plot on Channel 19



99% Occupied Bandwidth Plot on Channel 39



Note : The occupied channel bandwidth is maintained within the band of operation for all of the modulations.

3.2 Output Power Measurement

3.2.1 Limit of Output Power

For systems using digital modulation in the 2400-2483.5MHz, the limit for peak output power is 30dBm. If transmitting antenna of directional gain greater than 6dBi is used, the peak output power from the intentional radiator shall be reduced below the above stated value by the amount in dB that the directional gain of the antenna exceeds 6 dBi. In case of point-to-point operation, the limit has to be reduced by 1dB for every 3dB that the directional gain of the antenna exceeds 6dBi.

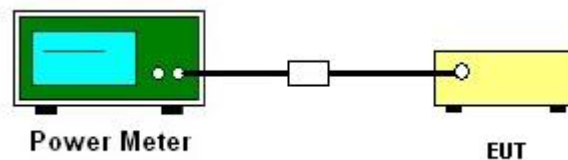
3.2.2 Measuring Instruments

The section 4.0 of List of Measuring Equipment of this test report is used for test.

3.2.3 Test Procedures

1. The testing follows the Measurement Procedure of ANSI C63.10-2013 clause 11.9.1.3 PKPM1 Peak power meter or ANSI C63.10-2013 clause 11.9.2.3.1 Method AVGPM method.
2. The RF output of EUT was connected to the power meter by RF cable and attenuator. The path loss was compensated to the results for each measurement.
3. Set to the maximum power setting and enable the EUT transmit continuously.
4. Measure the conducted output power and record the results in the test report.

3.2.4 Test Setup



3.2.5 Test Result of Peak Output Power

Please refer to Appendix A.

3.2.6 Test Result of Average Output Power (Reporting Only)

Please refer to Appendix A.

3.3 Power Spectral Density Measurement

3.3.1 Limit of Power Spectral Density

The peak power spectral density shall not be greater than 8dBm in any 3kHz band at any time interval of continuous transmission.

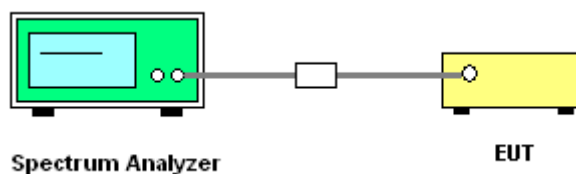
3.3.2 Measuring Instruments

The section 4.0 of List of Measuring Equipment of this test report is used for test.

3.3.3 Test Procedures

1. The testing follows Measurement Procedure of ANSI C63.10-2013 clause 11.10.2 Method PKPSD.
2. The RF output of EUT was connected to the spectrum analyzer by RF cable and attenuator. The path loss was compensated to the results for each measurement.
3. Set to the maximum power setting and enable the EUT transmit continuously.
4. Make the measurement with the spectrum analyzer's resolution bandwidth (RBW) = 3 kHz. Video bandwidth VBW = 10 kHz In order to make an accurate measurement, set the span to 1.5 times DTS Channel Bandwidth. (6dB BW)
5. Detector = peak, Sweep time = auto couple, Trace mode = max hold, Allow trace to fully stabilize. Use the peak marker function to determine the maximum power level.
6. Measure and record the results in the test report.
7. The Measured power density (dBm)/ 100kHz is a reference level and used as 20dBc down limit line for Conducted Band Edges and Conducted Spurious Emission.

3.3.4 Test Setup



3.3.5 Test Result of Power Spectral Density

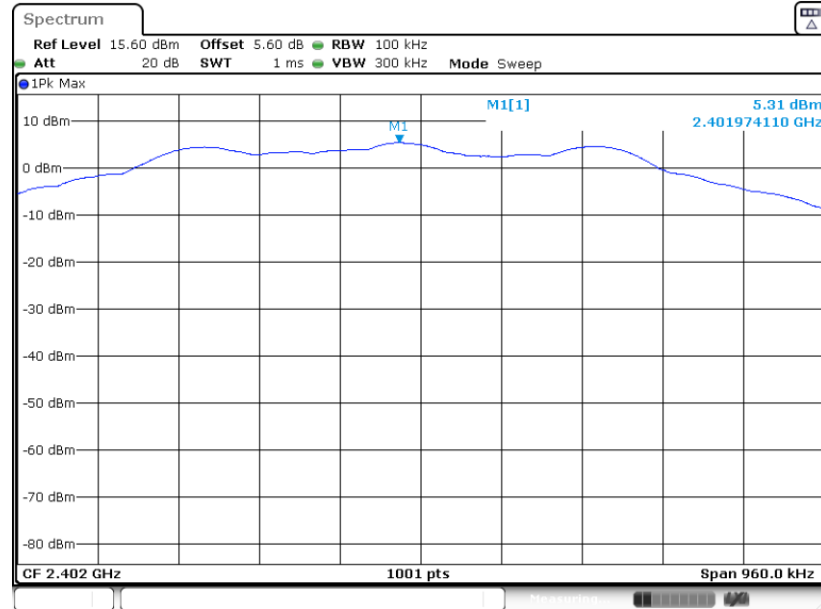
Please refer to Appendix A.



3.3.6 Test Result of Power Spectral Density Plots (100kHz)

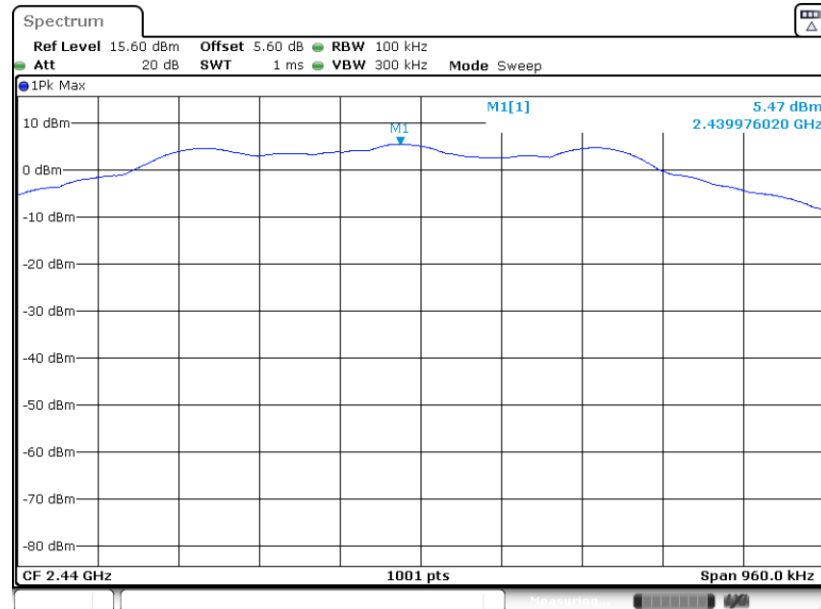
Bluetooth LE 1Mbps

PSD 100kHz Plot on Channel 00



Date: 30.MAY.2023 03:17:00

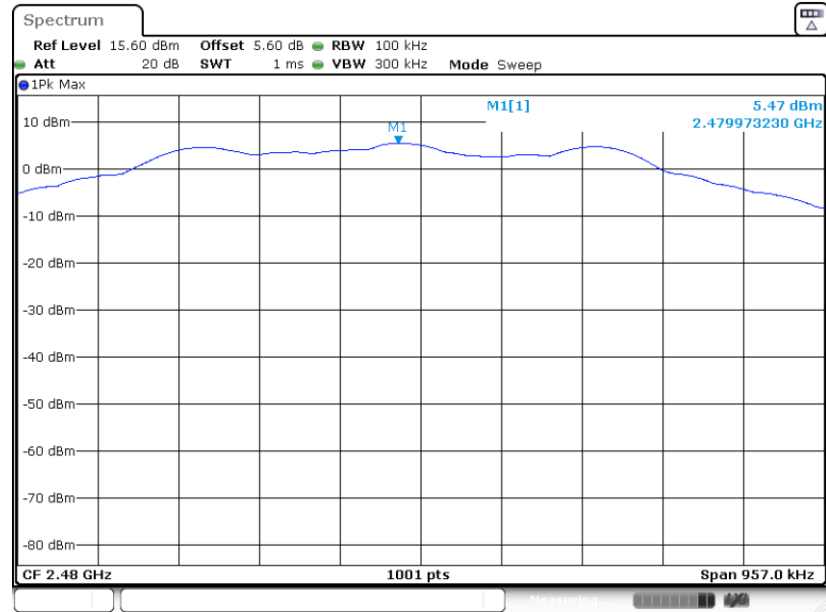
PSD 100kHz Plot on Channel 19



Date: 30.MAY.2023 03:22:26



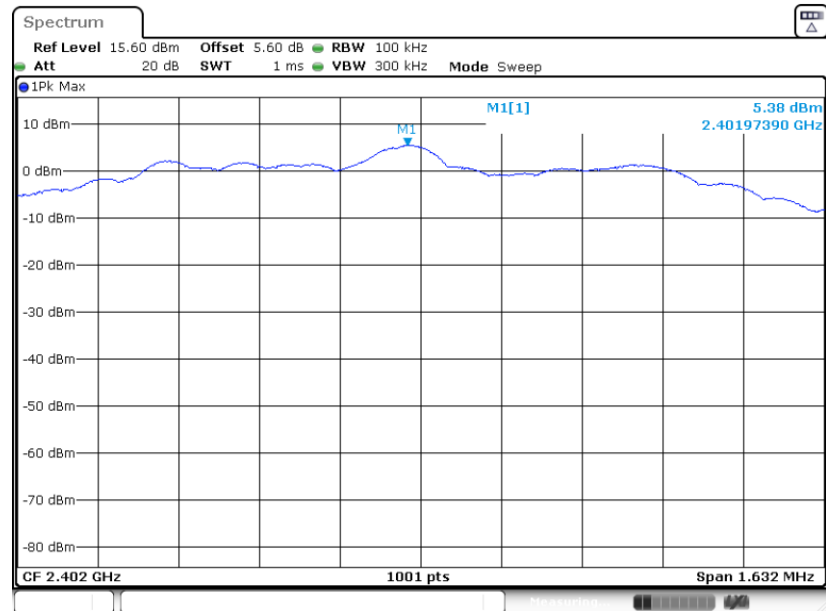
PSD 100kHz Plot on Channel 39



Date: 30.MAY.2023 03:25:56

Bluetooth LE 2Mbps

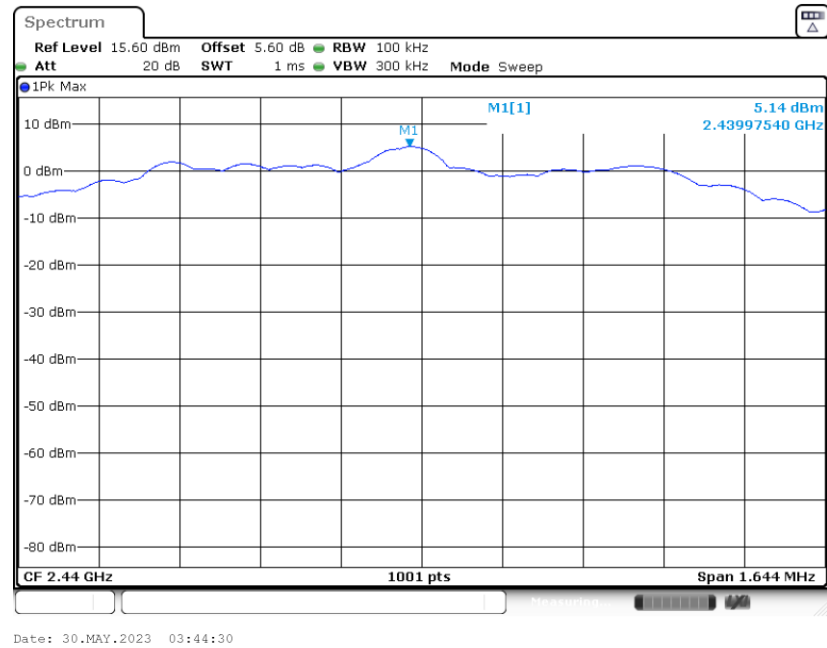
PSD 100kHz Plot on Channel 00



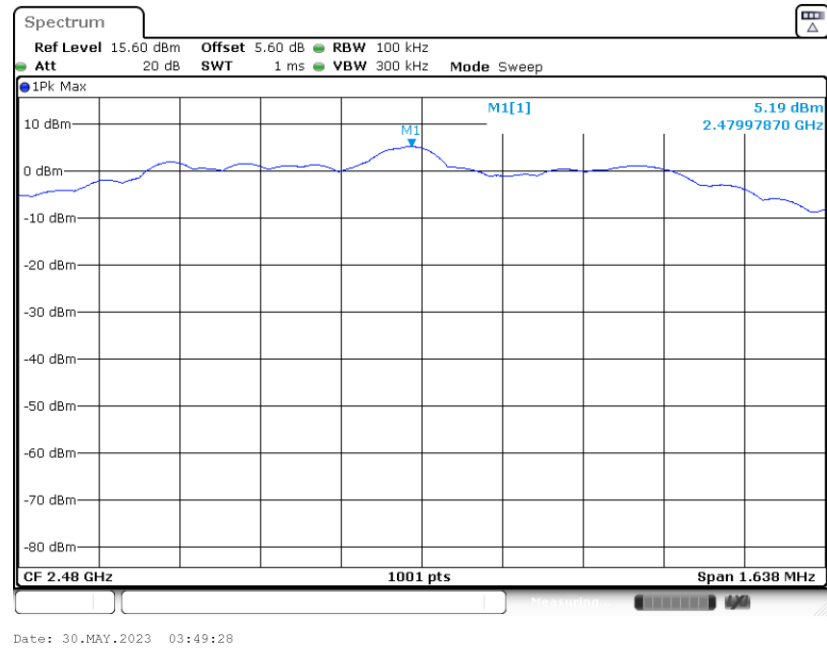
Date: 30.MAY.2023 03:32:22



PSD 100kHz Plot on Channel 19



PSD 100kHz Plot on Channel 39

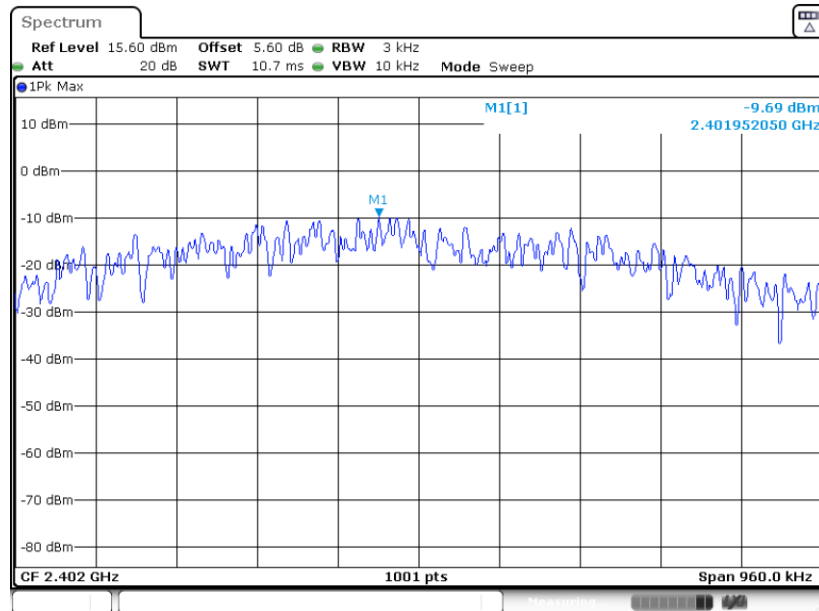




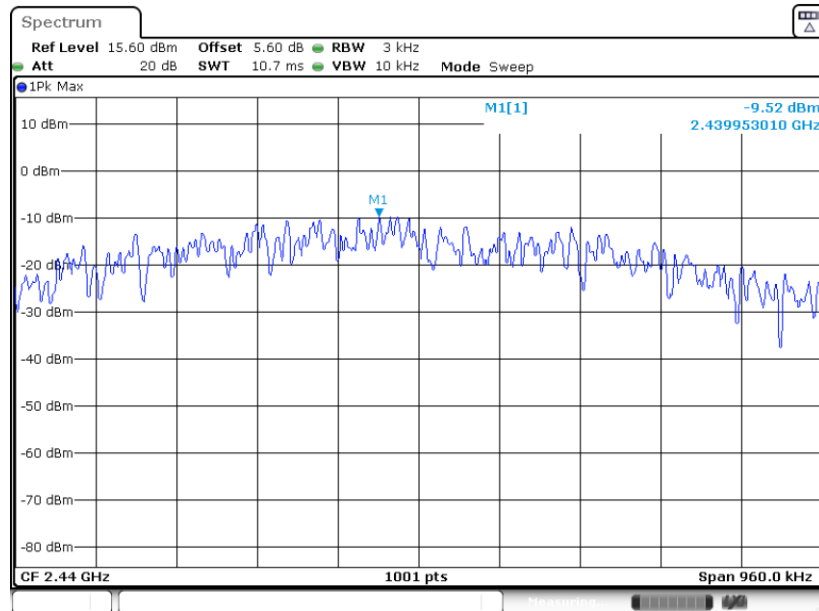
3.3.7 Test Result of Power Spectral Density Plots (3kHz)

Bluetooth LE 1Mbps

PSD 3kHz Plot on Channel 00

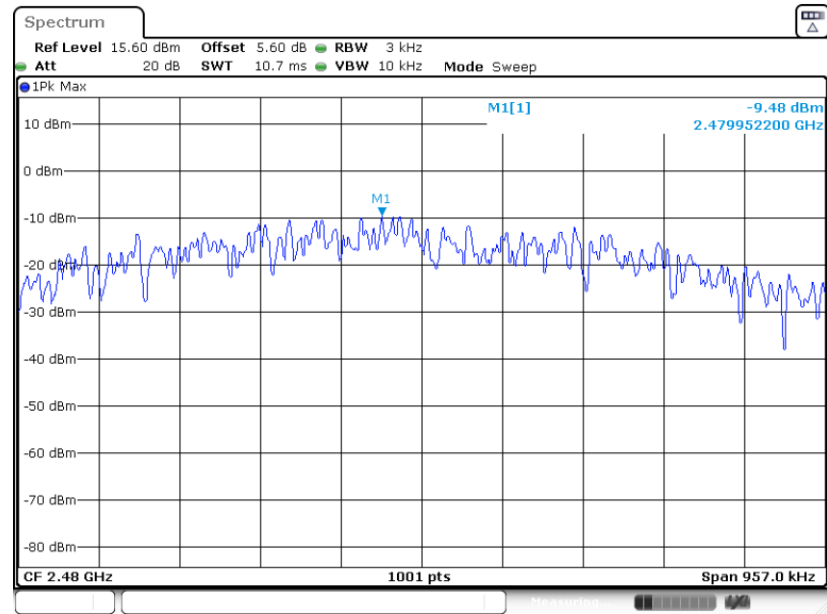


PSD 3kHz Plot on Channel 19



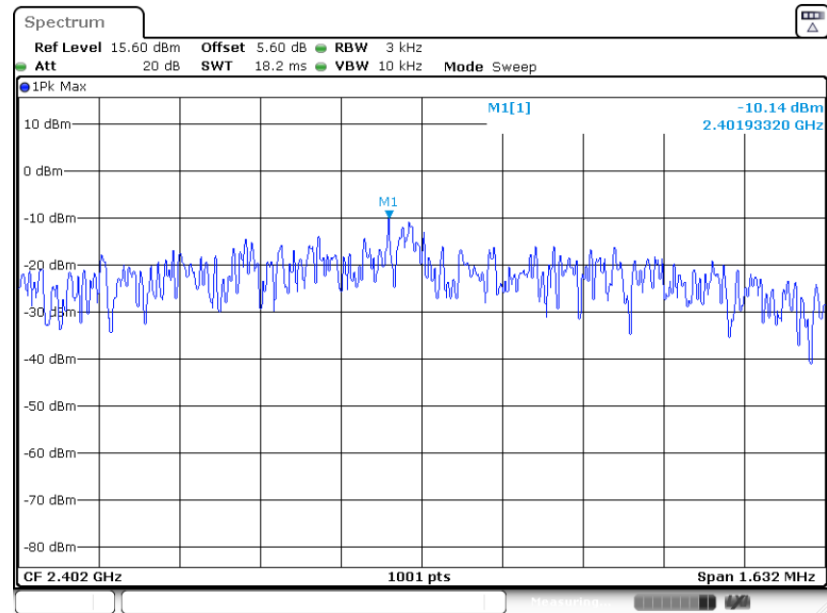


PSD 3kHz Plot on Channel 39



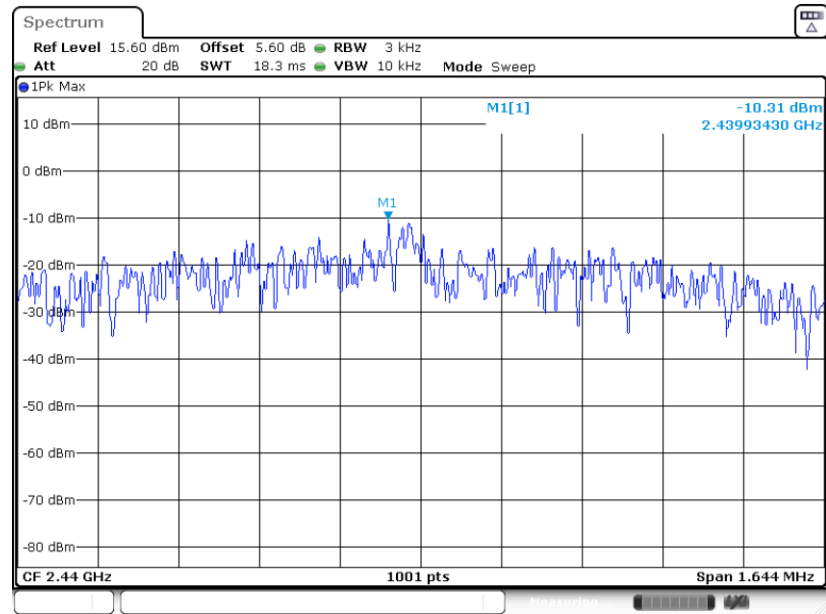
Bluetooth LE 2Mbps

PSD 3kHz Plot on Channel 00

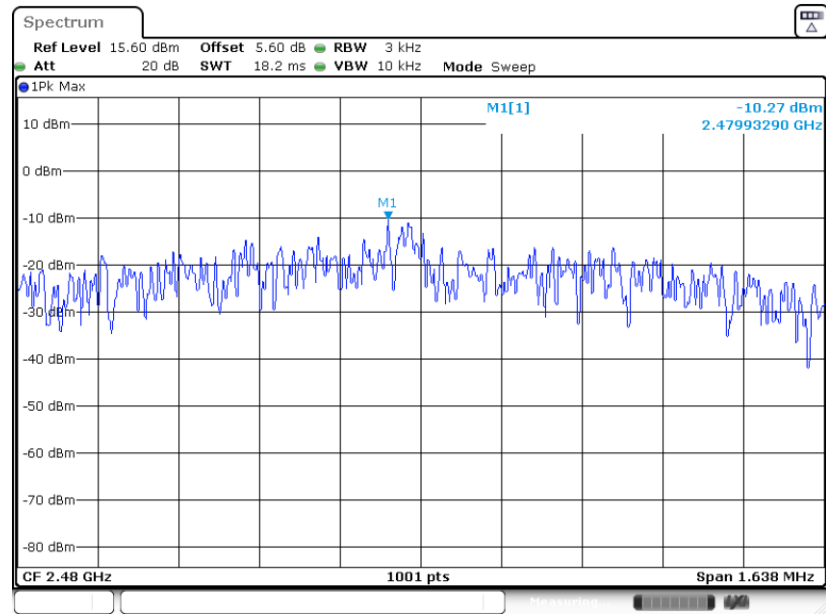




PSD 3kHz Plot on Channel 19



PSD 3kHz Plot on Channel 39



3.4 Conducted Band Edges and Spurious Emission Measurement

3.4.1 Limit of Conducted Band Edges and Spurious Emission

All harmonics/spurious must be at least 20 dB down from the highest emission level within the authorized band.

3.4.2 Measuring Instruments

The section 4.0 of List of Measuring Equipment of this test report is used for test.

3.4.3 Test Procedure

1. The testing follows ANSI C63.10-2013 clause 11.13
2. The RF output of EUT was connected to the spectrum analyzer by RF cable and attenuator. The path loss was compensated to the results for each measurement.
3. Set to the maximum power setting and enable the EUT transmit continuously.
4. Set RBW = 100 kHz, VBW=300 kHz, Peak Detector. Unwanted Emissions measured in any 100 kHz bandwidth outside of the authorized frequency band shall be attenuated by at least 20 dB relative to the maximum in-band peak PSD level in 100 kHz when maximum peak conducted output power procedure is used. If the transmitter complies with the conducted power limits based on the use of RMS averaging over a time interval, the attenuation required under this paragraph shall be 30 dB instead of 20 dB.
5. Measure and record the results in the test report.
6. The RF fundamental frequency should be excluded against the limit line in the operating frequency band.

3.4.4 Test Setup

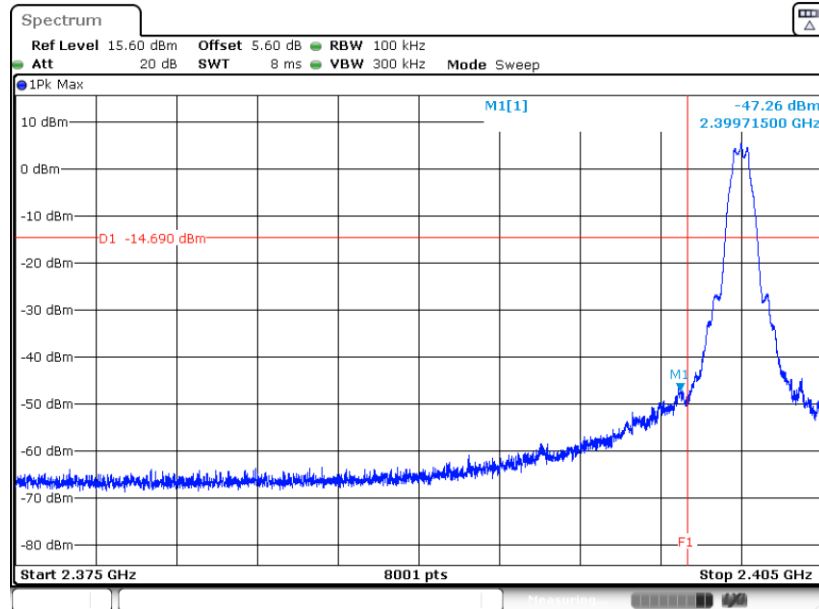




3.4.5 Test Result of Conducted Band Edges Plots

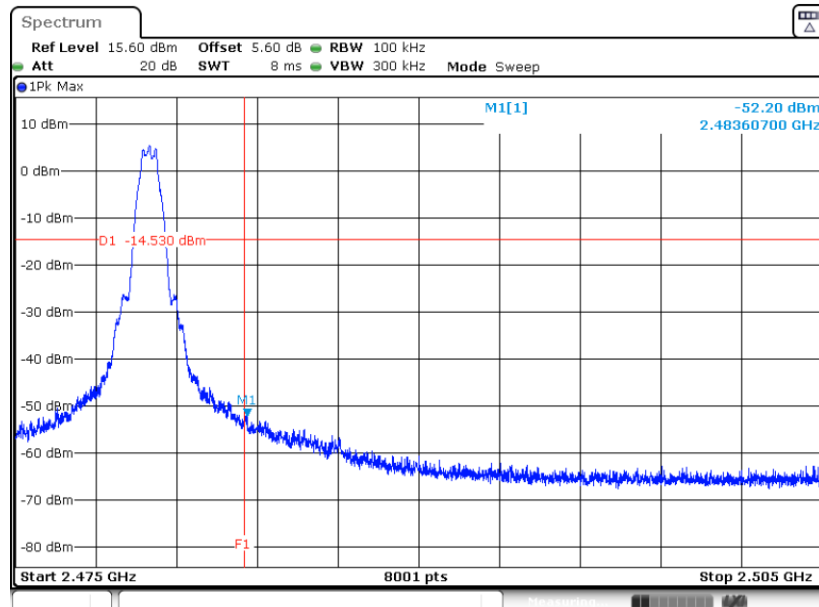
Bluetooth LE 1Mbps

Low Band Edge Plot on Channel 00



Date: 30.MAY.2023 03:17:19

High Band Edge Plot on Channel 39

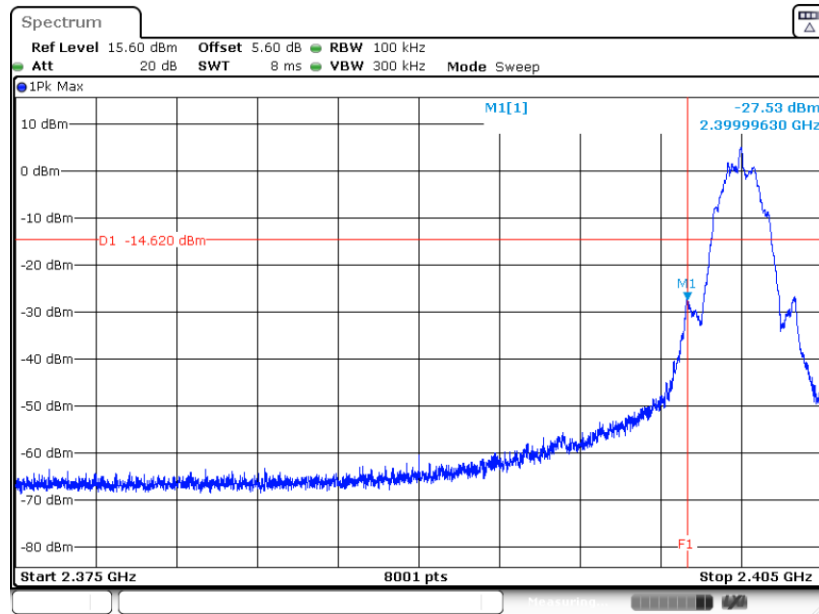


Date: 30.MAY.2023 03:26:15

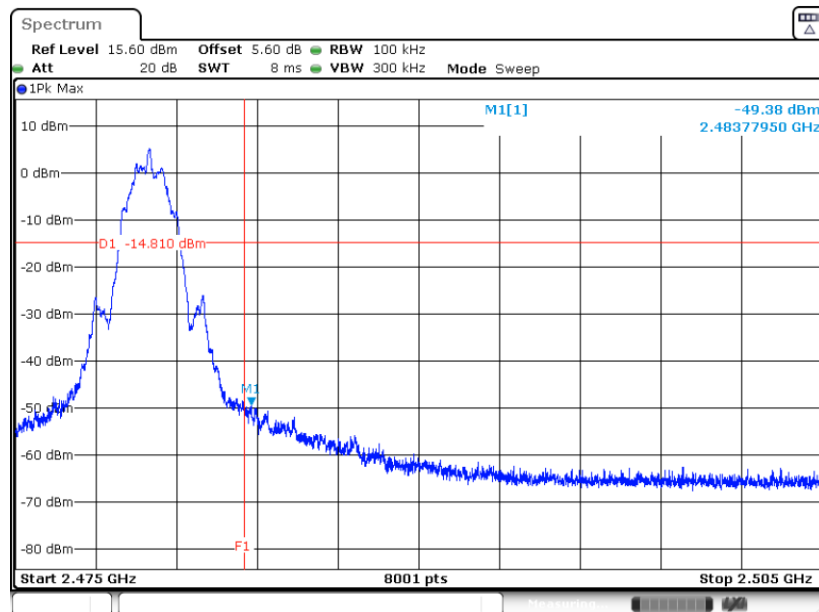


Bluetooth LE 2Mbps

Low Band Edge Plot on Channel 00



High Band Edge Plot on Channel 39

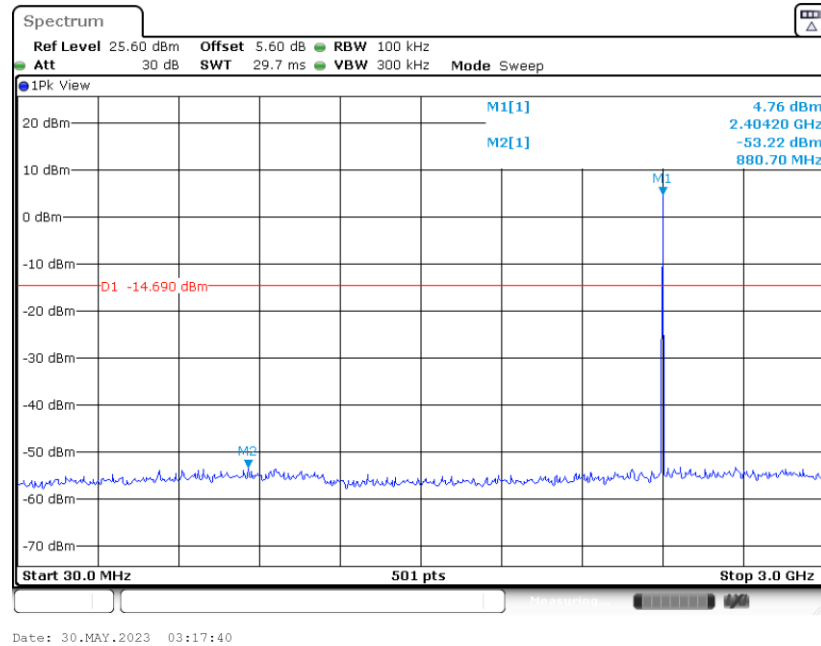


3.4.6 Test Result of Conducted Spurious Emission Plots

Bluetooth LE 1Mbps

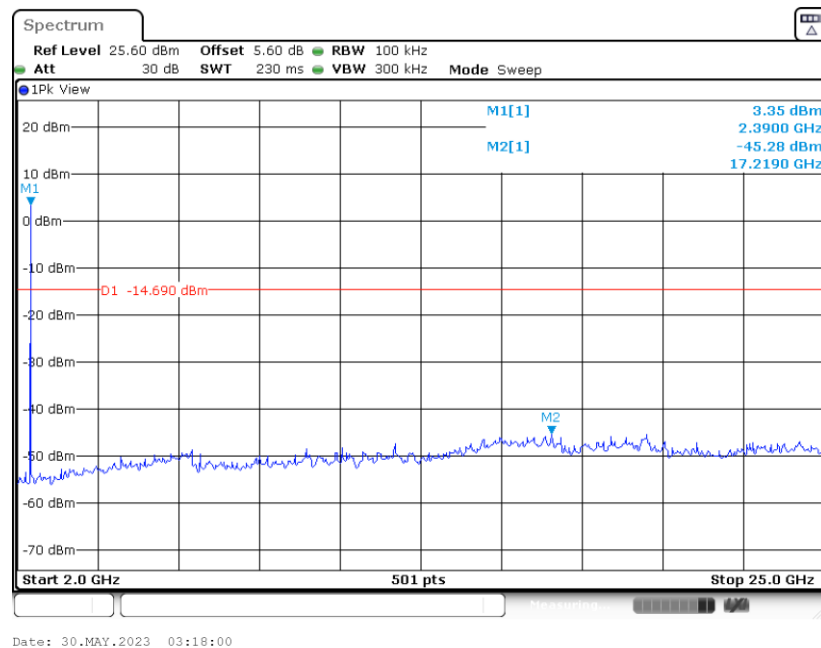
Conducted Spurious Emission Plot on Bluetooth LE 1Mbps

GFSK Channel 00



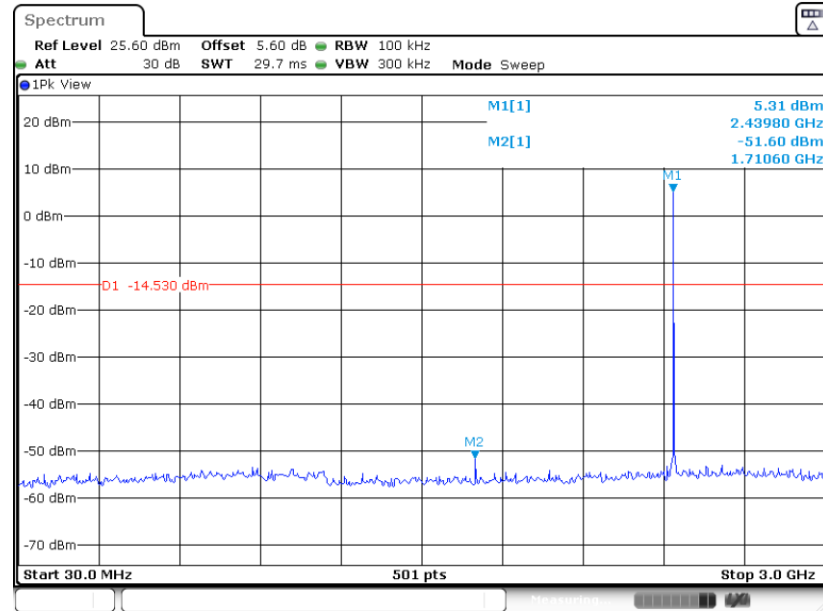
Conducted Spurious Emission Plot on Bluetooth LE 1Mbps

GFSK Channel 00



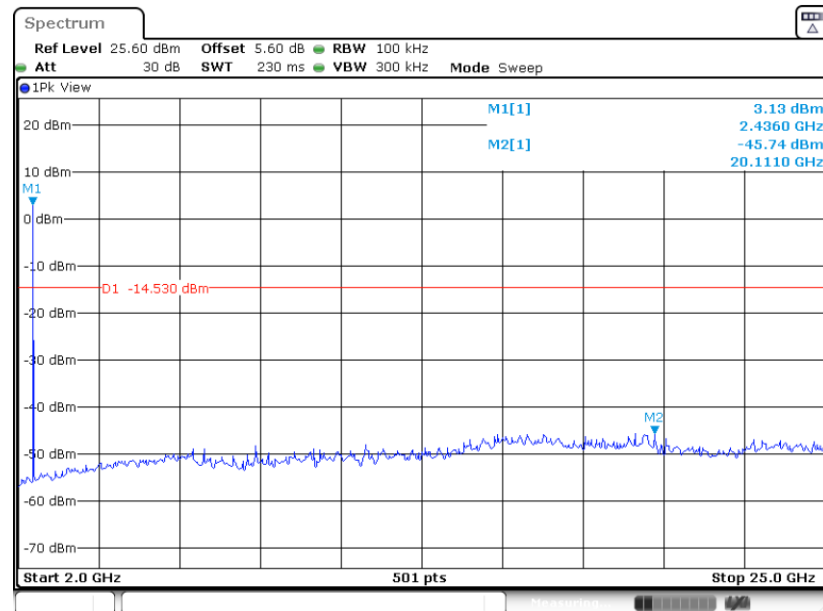


Conducted Spurious Emission Plot on Bluetooth LE 1Mbps
GFSK Channel 19



Date: 30.MAY.2023 03:24:19

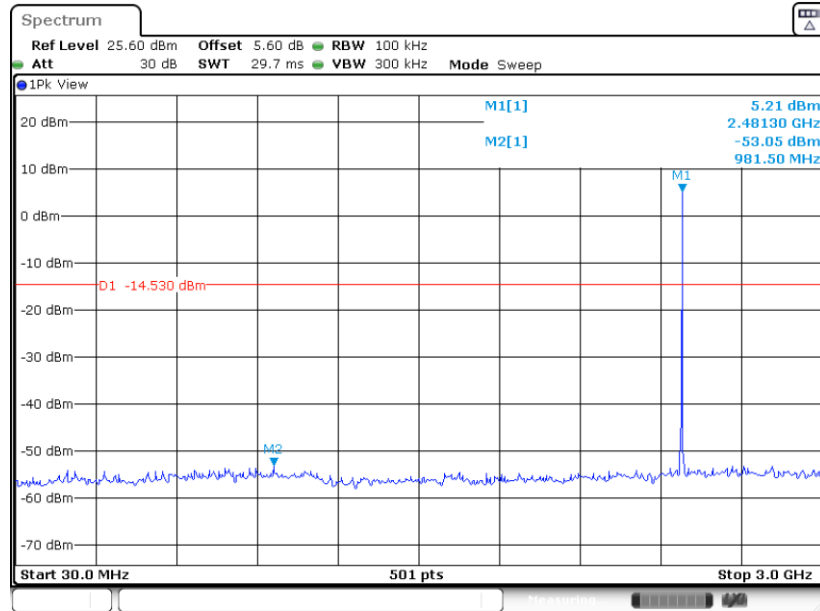
Conducted Spurious Emission Plot on Bluetooth LE 1Mbps
GFSK Channel 19



Date: 30.MAY.2023 03:24:34

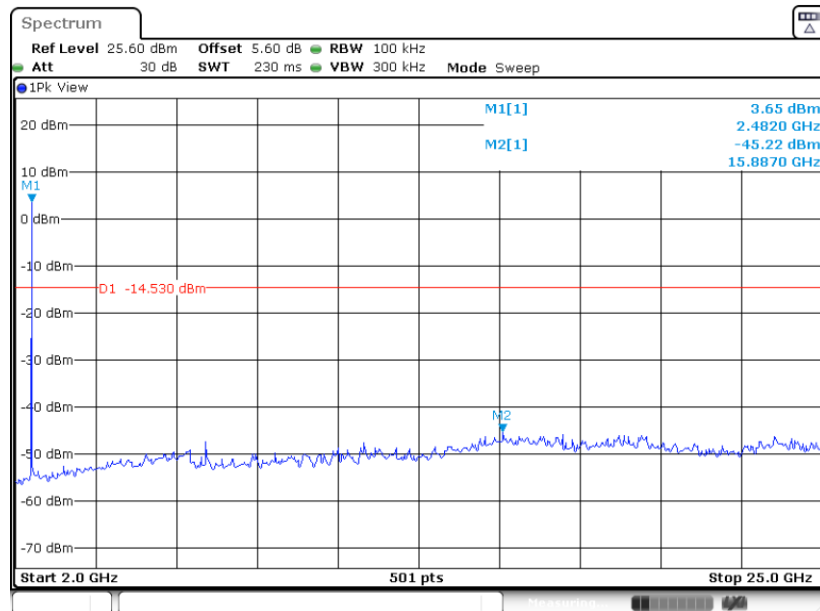


Conducted Spurious Emission Plot on Bluetooth LE 1Mbps
GFSK Channel 39



Date: 30.MAY.2023 03:26:36

Conducted Spurious Emission Plot on Bluetooth LE 1Mbps
GFSK Channel 39



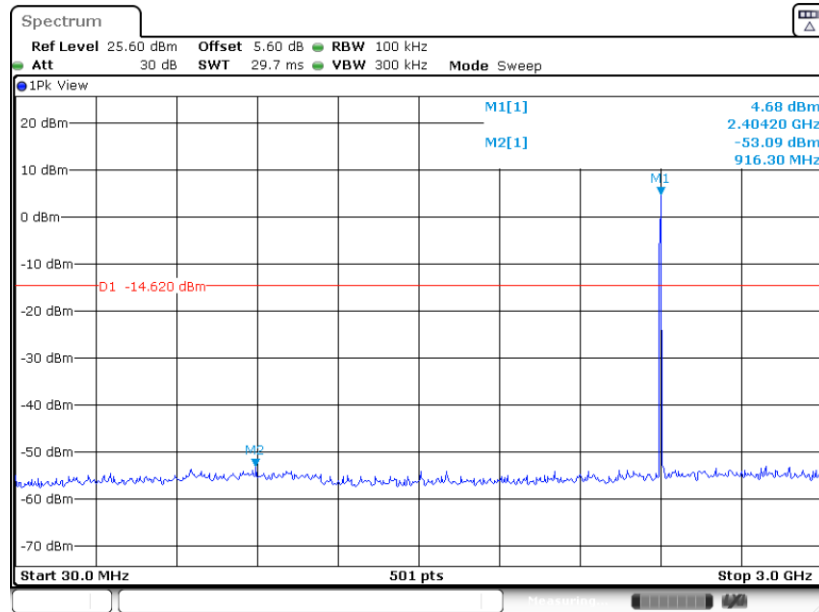
Date: 30.MAY.2023 03:26:56



Bluetooth LE 2Mbps

Conducted Spurious Emission Plot on Bluetooth LE 2Mbps

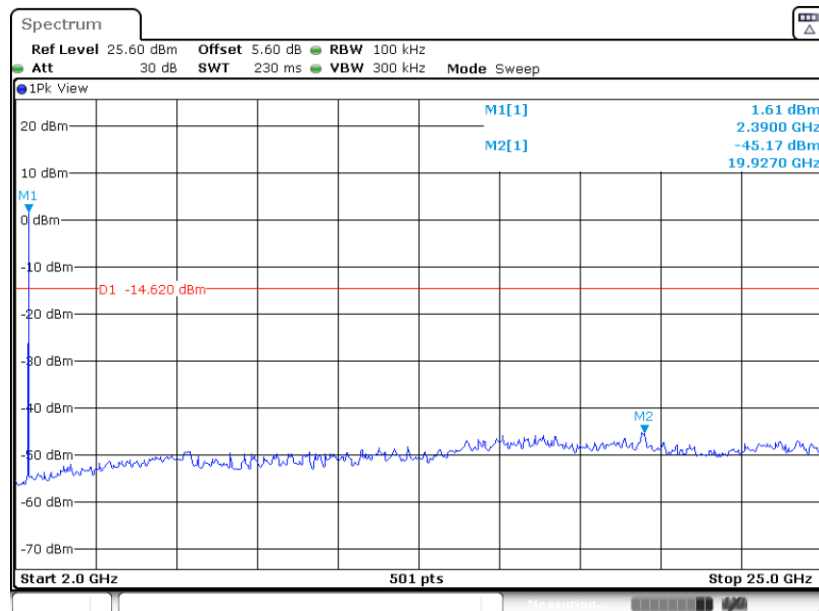
GFSK Channel 00



Date: 30.MAY.2023 03:33:02

Conducted Spurious Emission Plot on Bluetooth LE 2Mbps

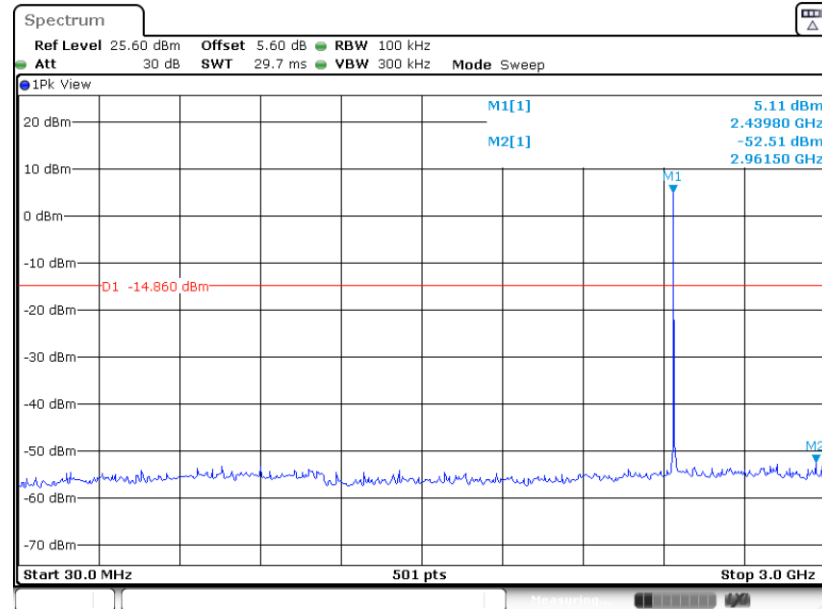
GFSK Channel 00



Date: 30.MAY.2023 03:33:22

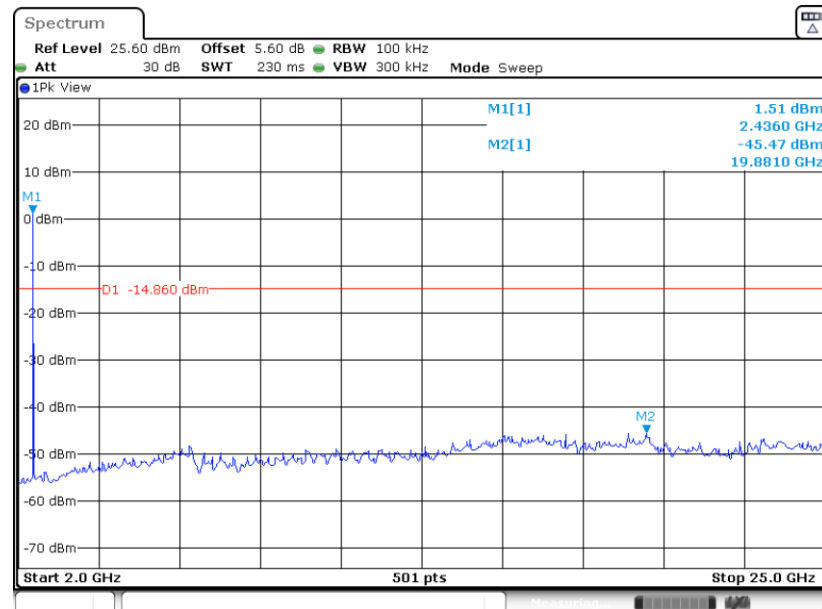


Conducted Spurious Emission Plot on Bluetooth LE 2Mbps
GFSK Channel 19



Date: 30.MAY.2023 03:45:10

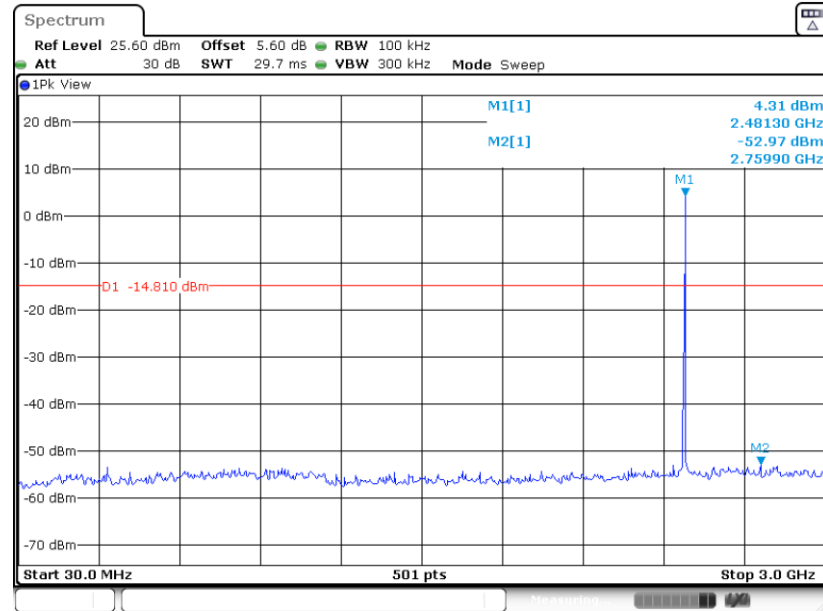
Conducted Spurious Emission Plot on Bluetooth LE 2Mbps
GFSK Channel 19



Date: 30.MAY.2023 03:45:30

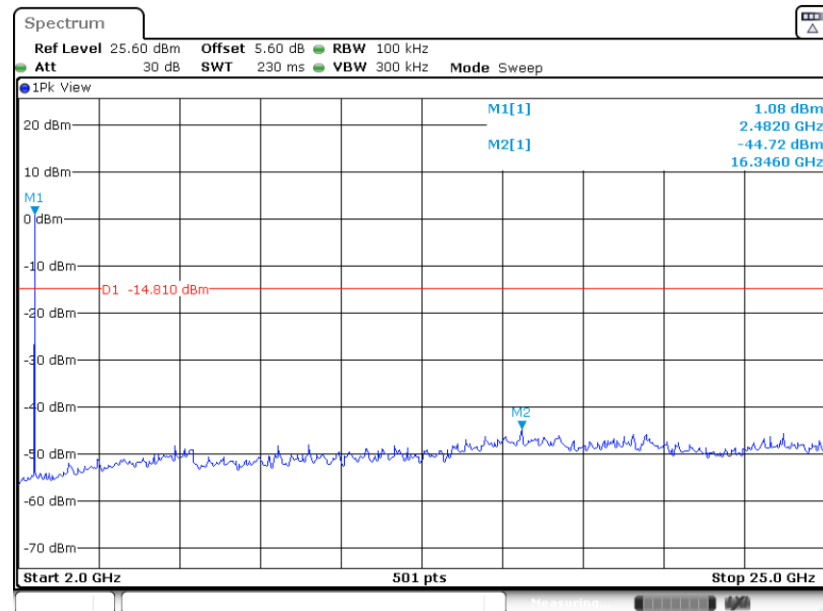


Conducted Spurious Emission Plot on Bluetooth LE 2Mbps
GFSK Channel 39



Date: 30.MAY.2023 03:50:08

Conducted Spurious Emission Plot on Bluetooth LE 2Mbps
GFSK Channel 39



Date: 30.MAY.2023 03:50:28

3.5 Radiated Band Edges and Spurious Emission Measurement

3.5.1 Limit of Radiated Band Edges and Spurious Emission

In any 100 kHz bandwidth outside the intentional radiator frequency band, all harmonics/spurious must be at least 20 dB below the highest emission level within the authorized band. If the output power of this device was measured by spectrum analyzer, the attenuation under this paragraph shall be 30 dB instead of 20 dB. In addition, radiated emissions which fall in the restricted bands must also comply with the limits as below.

Frequency (MHz)	Field Strength (microvolts/meter)	Measurement Distance (meters)
0.009 – 0.490	2400/F(kHz)	300
0.490 – 1.705	24000/F(kHz)	30
1.705 – 30.0	30	30
30 – 88	100	3
88 – 216	150	3
216 - 960	200	3
Above 960	500	3

3.5.2 Measuring Instruments

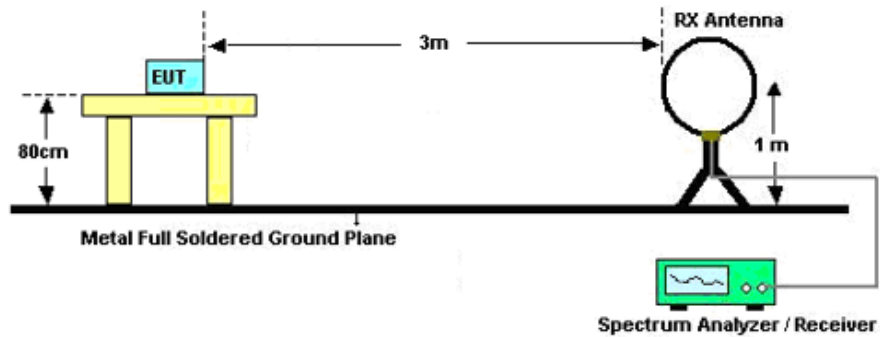
The section 4.0 of List of Measuring Equipment of this test report is used for test.

3.5.3 Test Procedures

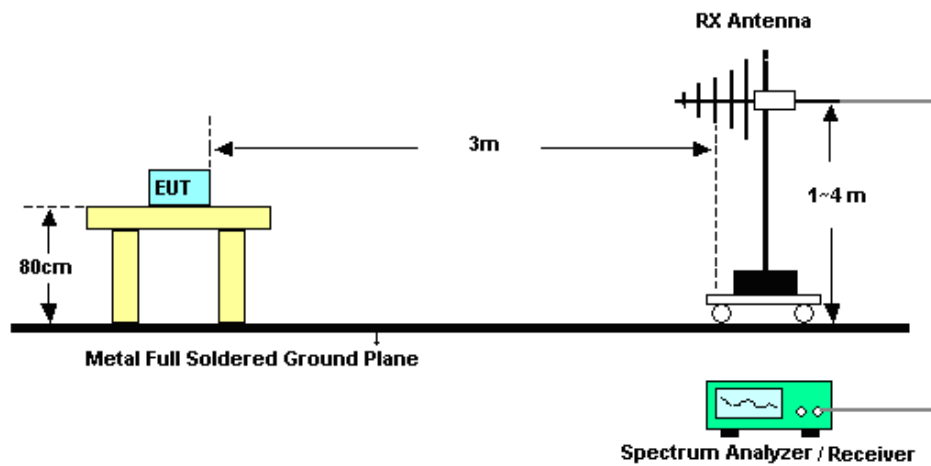
1. The testing follows ANSI C63.10-2013 clause 11.11 & 11.12
2. The EUT was arranged to its worst case and then tune the antenna tower (from 1 m to 4 m) and turntable (from 0 degree to 360 degrees) to find the maximum reading. A pre-amp and a high pass filter are used for the test in order to get better signal level.
3. The EUT was placed on a turntable with 0.8 meter for frequency below 1GHz and 1.5 meter for frequency above 1GHz respectively above ground.
4. The EUT was set 3 meters from the interference receiving antenna, which was mounted on the top of a variable height antenna tower.
5. Corrected Reading: Antenna Factor + Cable Loss + Read Level - Preamp Factor = Level
6. For testing below 1GHz, if the emission level of the EUT in peak mode was 3 dB lower than the limit specified, then peak values of EUT will be reported, otherwise, the emissions will be repeated one by one using the CISPR quasi-peak method and reported.
7. For testing above 1GHz, the emission level of the EUT in peak mode was 20dB lower than peak limit (that means the emission level in average mode also complies with the limit in average mode), then peak values of EUT will be reported, otherwise, the emissions will be measured in average mode again and reported.
8. Use the following spectrum analyzer settings:
 - (1) Span shall wide enough to fully capture the emission being measured;
 - (2) Set RBW=100 kHz for $f < 1 \text{ GHz}$; $\text{VBW} \geq \text{RBW}$; Sweep = auto; Detector function = peak; Trace = max hold;
 - (3) Set RBW = 1 MHz, VBW= 3MHz for $f \geq 1 \text{ GHz}$ for peak measurement.
For average measurement:
 - $\text{VBW} = 10 \text{ Hz}$, when duty cycle is no less than 98 percent.
 - $\text{VBW} \geq 1/T$, when duty cycle is less than 98 percent where T is the minimum transmission duration over which the transmitter is on and is transmitting at its maximum power control level for the tested mode of operation.

3.5.4 Test Setup

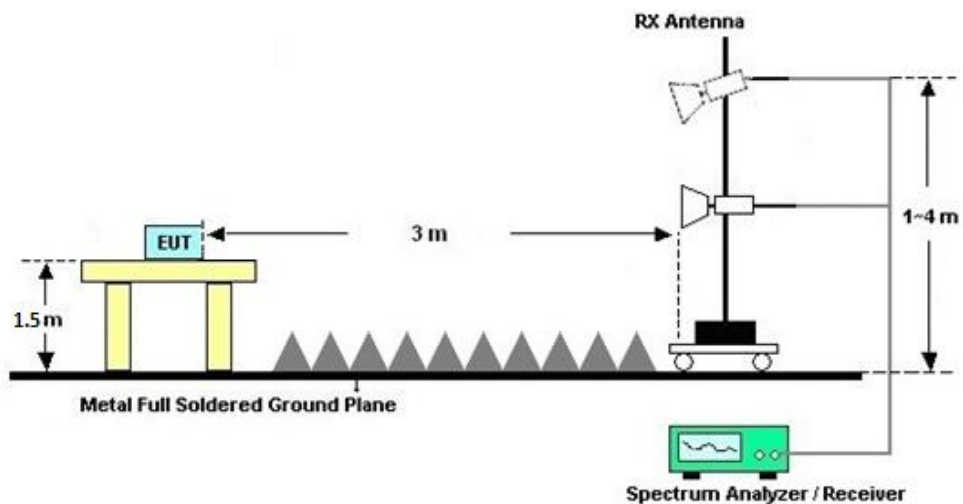
For radiated emissions below 30MHz



For radiated emissions from 30MHz to 1GHz



For radiated emissions above 1GHz





3.5.5 Test Results of Radiated Spurious Emissions (9 kHz ~ 30 MHz)

The low frequency, which started from 9 kHz to 30MHz, was pre-scanned and the result which was 20dB lower than the limit line was not reported.

There is a comparison data of both open-field test site and semi-Anechoic chamber, and the result came out very similar.

3.5.6 Test Result of Radiated Spurious at Band Edges

Please refer to Appendix C

3.5.7 Duty Cycle

Please refer to Appendix D.

3.5.8 Test Result of Radiated Spurious Emission (30MHz ~ 10th Harmonic or 40GHz, whichever is lower)

Please refer to Appendix C

3.6 AC Conducted Emission Measurement

3.6.1 Limit of AC Conducted Emission

For equipment that is designed to be connected to the public utility (AC) power line, the radio frequency voltage that is conducted back onto the AC power line on any frequency or frequencies within the band 150 kHz to 30 MHz shall not exceed the limits in the following table.

Frequency of emission (MHz)	Conducted limit (dB μ V)	
	Quasi-peak	Average
0.15-0.5	66 to 56*	56 to 46*
0.5-5	56	46
5-30	60	50

*Decreases with the logarithm of the frequency.

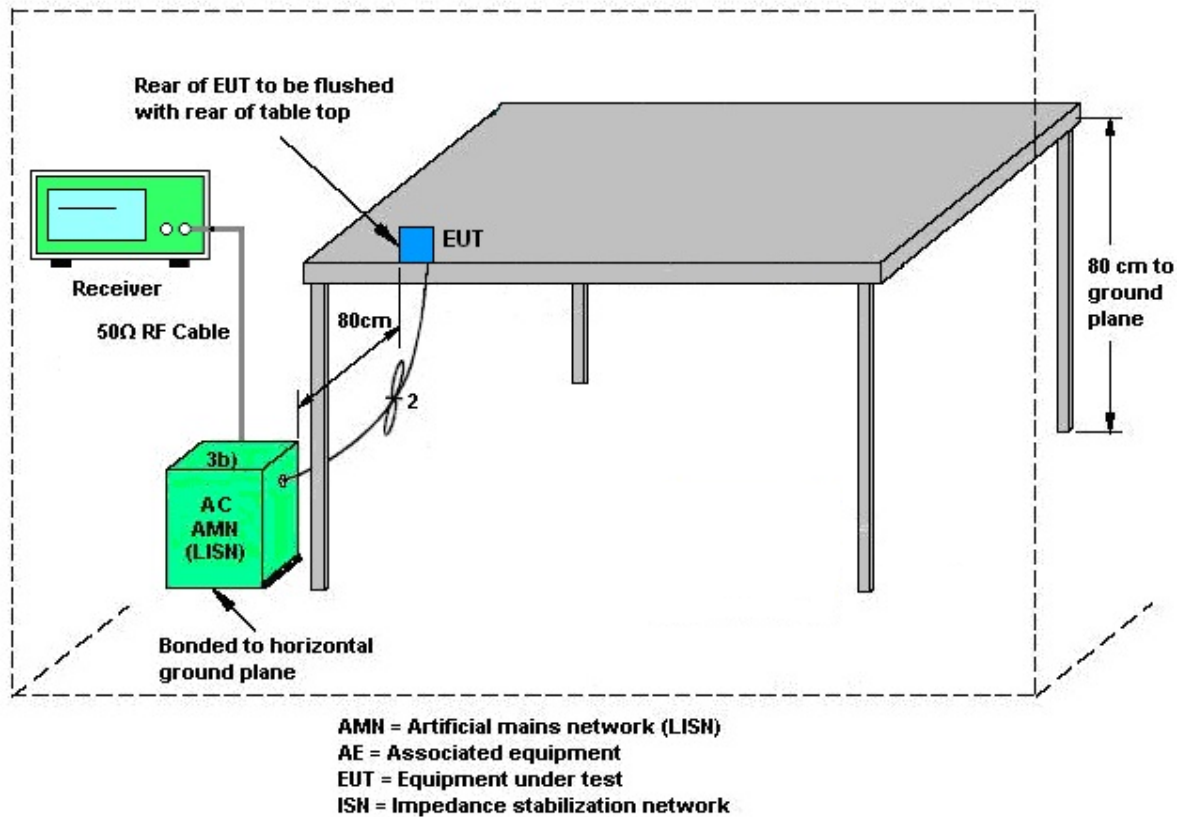
3.6.2 Measuring Instruments

The section 4.0 of List of Measuring Equipment of this test report is used for test.

3.6.3 Test Procedures

1. The EUT was placed 0.4 meter from the conducting wall of the shielding room was kept at least 80 centimeters from any other grounded conducting surface.
2. Connect EUT to the power mains through a line impedance stabilization network (LISN).
3. All the support units are connecting to the other LISN.
4. The LISN provides 50 ohm coupling impedance for the measuring instrument.
5. The FCC states that a 50 ohm, 50 microhenry LISN should be used.
6. Both sides of AC line were checked for maximum conducted interference.
7. The frequency range from 150 kHz to 30 MHz was searched.
8. Set the test-receiver system to Peak Detect Function and specified bandwidth (IF Bandwidth = 9kHz) with Maximum Hold Mode. Then measurement is also conducted by Average Detector and Quasi-Peak Detector Function respectively.

3.6.4 Test Setup



3.6.5 Test Result of AC Conducted Emission

Please refer to Appendix B.



3.7 Antenna Requirements

3.7.1 Standard Applicable

If directional gain of transmitting antennas is greater than 6dBi, the power shall be reduced by the same level in dB comparing to gain minus 6dBi. The use of a permanently attached antenna or of an antenna that uses a unique coupling to the intentional radiator shall be considered sufficient to comply with the rule.

3.7.2 Antenna Anti-Replacement Construction

An embedded-in antenna design is used.

3.7.3 Antenna Gain

The antenna peak gain of EUT is less than 6 dBi. Therefore, it is not necessary to reduce maximum peak output power limit.



4 List of Measuring Equipment

Instrument	Manufacturer	Model No.	Serial No.	Characteristics	Calibration Date	Test Date	Due Date	Remark
Spectrum Analyzer	R&S	FSV40	101040	10Hz~40GHz	Oct. 12, 2022	May 30, 2023~ May 31, 2023	Oct. 11, 2023	Conducted (TH01-KS)
Power Meter	Anritsu	ML2495A	1005002	50MHz Bandwidth	Jan. 05, 2023	May 30, 2023 ~May 31, 2023	Jan. 04, 2024	Conducted (TH01-KS)
Pulse Power Sensor	Anritsu	MA2411B	0917070	300MHz~40GHz	Jan. 05, 2023	May 30, 2023~ May 31, 2023	Jan. 04, 2024	Conducted (TH01-KS)
EMI Test Receiver	Keysight	N9038A	MY572901 51	3Hz~8.5GHz;Max 30dBm	Jul. 11, 2022	May 16, 2023~ May 24, 2023	Jul. 10, 2023	Radiation (03CH08-KS)
Spectrum Analyzer	R&S	FSV40	101932	10kHz~40GHz; Max 30dBm	Oct. 12, 2022	May 16, 2023~ May 24, 2023	Oct. 11, 2023	Radiation (03CH08-KS)
Loop Antenna	R&S	HFH2-Z2	100321	9kHz~30MHz	Oct. 16, 2022	May 16, 2023~ May 24, 2023	Oct. 15, 2023	Radiation (03CH08-KS)
Bilog Antenna	TESEQ& VGT	CBL 61110	59915	30MHz~1GHz	Aug. 26, 2022	May 16, 2023~ May 24, 2023	Aug. 25, 2023	Radiation (03CH08-KS)
Double Ridge Horn Antenna	ETS-Lindgren	3117	00240138	1GHz~18GHz	Jul. 08, 2022	May 16, 2023~ May 24, 2023	Jul. 07, 2023	Radiation (03CH08-KS)
SHF-EHF Horn	Com-power	AH-840	101070	18GHz~40GHz	Jan. 08, 2023	May 16, 2023~ May 24, 2023	Jan. 07, 2024	Radiation (03CH08-KS)
Amplifier	SONOMA	310N	413741	9KHz~1GHz	Jan. 05, 2023	May 16, 2023~ May 24, 2023	Jan. 04, 2024	Radiation (03CH08-KS)
high gain Amplifier	EM	EM01G18GA	060845	1Ghz~18Ghz	Jan. 05, 2023	May 16, 2023~ May 24, 2023	Jan. 04, 2024	Radiation (03CH08-KS)
Amplifier	EM	EM01G18GA	060834	1Ghz~18Ghz	Oct. 12, 2022	May 16, 2023~ May 24, 2023	Oct. 11, 2023	Radiation (03CH08-KS)
Amplifier	MITEQ	EM18G40GG A	060728	18~40GHz	Jan. 05, 2023	May 16, 2023~ May 24, 2023	Jan. 04, 2024	Radiation (03CH08-KS)
AC Power Source	Chroma	61601	616010002 473	N/A	NCR	May 16, 2023~ May 24, 2023	NCR	Radiation (03CH08-KS)
Turn Table	EM	EM 1000-T	N/A	0~360 degree	NCR	May 16, 2023~ May 24, 2023	NCR	Radiation (03CH08-KS)
Antenna Mast	EM	EM 1000-A	N/A	1 m~4 m	NCR	May 16, 2023~ May 24, 2023	NCR	Radiation (03CH08-KS)
EMI Receiver	R&S	ESCI7	100768	9kHz~7GHz;	May 16, 2023	May 30, 2023~ May 31, 2023	May 15, 2024	Conduction (CO01-KS)
AC LISN (for auxiliary equipment)	MessTec	AN3016	060103	9kHz~30MHz	Oct. 13, 2022	May 30, 2023~ May 31, 2023	Oct. 12, 2023	Conduction (CO01-KS)
AC LISN	MessTec	AN3016	060105	9kHz~30MHz	May 16, 2023	May 30, 2023~ May 31, 2023	May 15, 2024	Conduction (CO01-KS)
AC Power Source	Chroma	61602	ABP00000 0811	AC 0V~300V, 45Hz~1000Hz	Oct. 12, 2022	May 30, 2023~ May 31, 2023	Oct. 11, 2023	Conduction (CO01-KS)

NCR: No Calibration Required

5 Measurement Uncertainty

The measurement uncertainties shown below were calculated in accordance with the requirements of ANSI 63.10-2013. All the measurement uncertainty value were shown with a coverage K=2 to indicate 95% level of confidence. The measurement data show herein meets or exceeds the CISPR measurement uncertainty values specified in CISPR 16-4-2 and can be compared directly to specified limit to determine compliance.

Uncertainty of Conducted Measurement

Test Item	Uncertainty
Conducted Power	± 0.46 dB
Conducted Emissions	± 0.48 dB
Occupied Channel Bandwidth	± 0.1 %
Conducted Power Spectral Density	± 0.40 dB

Uncertainty of Conducted Emission Measurement (150 kHz ~ 30 MHz)

Measuring Uncertainty for a Level of Confidence of 95% ($U = 2Uc(y)$)	2.94dB
---	--------

Uncertainty of Radiated Emission Measurement (30 MHz ~ 1000 MHz)

Measuring Uncertainty for a Level of Confidence of 95% ($U = 2Uc(y)$)	6.28dB
---	--------

Uncertainty of Radiated Emission Measurement (1000 MHz ~ 18000 MHz)

Measuring Uncertainty for a Level of Confidence of 95% ($U = 2Uc(y)$)	4.90dB
---	--------

Uncertainty of Radiated Emission Measurement (18000 MHz ~ 40000 MHz)

Measuring Uncertainty for a Level of Confidence of 95% ($U = 2Uc(y)$)	5.26dB
---	--------

----- THE END -----



Appendix A. Conducted Test Results

Bluetooth Low Energy

Test Engineer:	Jacob Zhang	Temperature:	20~26	°C
Test Date:	2023/5/30~2023/5/31	Relative Humidity:	40~51	%

BLE1M
TEST RESULTS DATA
6dB and 99% Occupied Bandwidth

Mod.	Data Rate	N _{TX}	CH.	Freq. (MHz)	99% Occupied BW (MHz)	6dB BW (MHz)	6dB BW Limit (MHz)	Pass/Fail
BLE	1Mbps	1	0	2402	1.019	0.64	0.50	Pass
BLE	1Mbps	1	19	2440	1.019	0.64	0.50	Pass
BLE	1Mbps	1	39	2480	1.019	0.64	0.50	Pass

TEST RESULTS DATA**Peak Power Table**

Mod.	Data Rate	N _{TX}	CH.	Freq. (MHz)	Peak Conducted Power (dBm)	Conducted Power Limit (dBm)	DG (dBi)	EIRP Power (dBm)	EIRP Power Limit (dBm)	Pass /Fail
BLE	1Mbps	1	0	2402	6.76	30.00	0.73	7.49	36.00	Pass
BLE	1Mbps	1	19	2440	6.62	30.00	0.73	7.35	36.00	Pass
BLE	1Mbps	1	39	2480	6.78	30.00	0.73	7.51	36.00	Pass

TEST RESULTS DATA
Average Power Table
(Reporting Only)

Mod.	Data Rate	N _{TX}	CH.	Freq. (MHz)	Duty Factor (dB)	Average Conducted Power (dBm)
BLE	1Mbps	1	0	2402	1.81	6.35
BLE	1Mbps	1	19	2440	1.81	6.26
BLE	1Mbps	1	39	2480	1.81	6.38

TEST RESULTS DATA**Peak Power Density**

Mod.	Data Rate	N _{TX}	CH.	Freq. (MHz)	Peak PSD (dBm /100kHz)	Peak PSD (dBm /3kHz)	DG (dBi)	Peak PSD Limit (dBm /3kHz)	Pass/Fail
BLE	1Mbps	1	0	2402	5.31	-9.69	0.73	8.00	Pass
BLE	1Mbps	1	19	2440	5.47	-9.52	0.73	8.00	Pass
BLE	1Mbps	1	39	2480	5.47	-9.48	0.73	8.00	Pass

Note: PSD (dBm/ 100kHz) is a reference level used for Conducted Band Edges and Conducted Spurious Emission 20dBc limit.

Bluetooth Low Energy

Test Engineer:	Jacob Zhang	Temperature:	20~26	°C
Test Date:	2023/5/30~2023/5/31	Relative Humidity:	40~51	%

BLE2M**TEST RESULTS DATA****6dB and 99% Occupied Bandwidth**

Mod.	Data Rate	N _{TX}	CH.	Freq. (MHz)	99% Occupied BW (MHz)	6dB BW (MHz)	6dB BW Limit (MHz)	Pass/Fail
BLE	2Mbps	1	0	2402	2.046	1.09	0.50	Pass
BLE	2Mbps	1	19	2440	2.050	1.10	0.50	Pass
BLE	2Mbps	1	39	2480	2.054	1.09	0.50	Pass

TEST RESULTS DATA**Peak Power Table**

Mod.	Data Rate	N _{TX}	CH.	Freq. (MHz)	Peak Conducted Power (dBm)	Conducted Power Limit (dBm)	DG (dBi)	EIRP Power (dBm)	EIRP Power Limit (dBm)	Pass /Fail
BLE	2Mbps	1	0	2402	6.79	30.00	0.73	7.52	36.00	Pass
BLE	2Mbps	1	19	2440	6.66	30.00	0.73	7.39	36.00	Pass
BLE	2Mbps	1	39	2480	6.83	30.00	0.73	7.56	36.00	Pass

TEST RESULTS DATA**Average Power Table**
(Reporting Only)

Mod.	Data Rate	N _{TX}	CH.	Freq. (MHz)	Duty Factor (dB)	Average Conducted Power (dBm)
BLE	2Mbps	1	0	2402	4.39	6.26
BLE	2Mbps	1	19	2440	4.39	6.13
BLE	2Mbps	1	39	2480	4.39	6.30

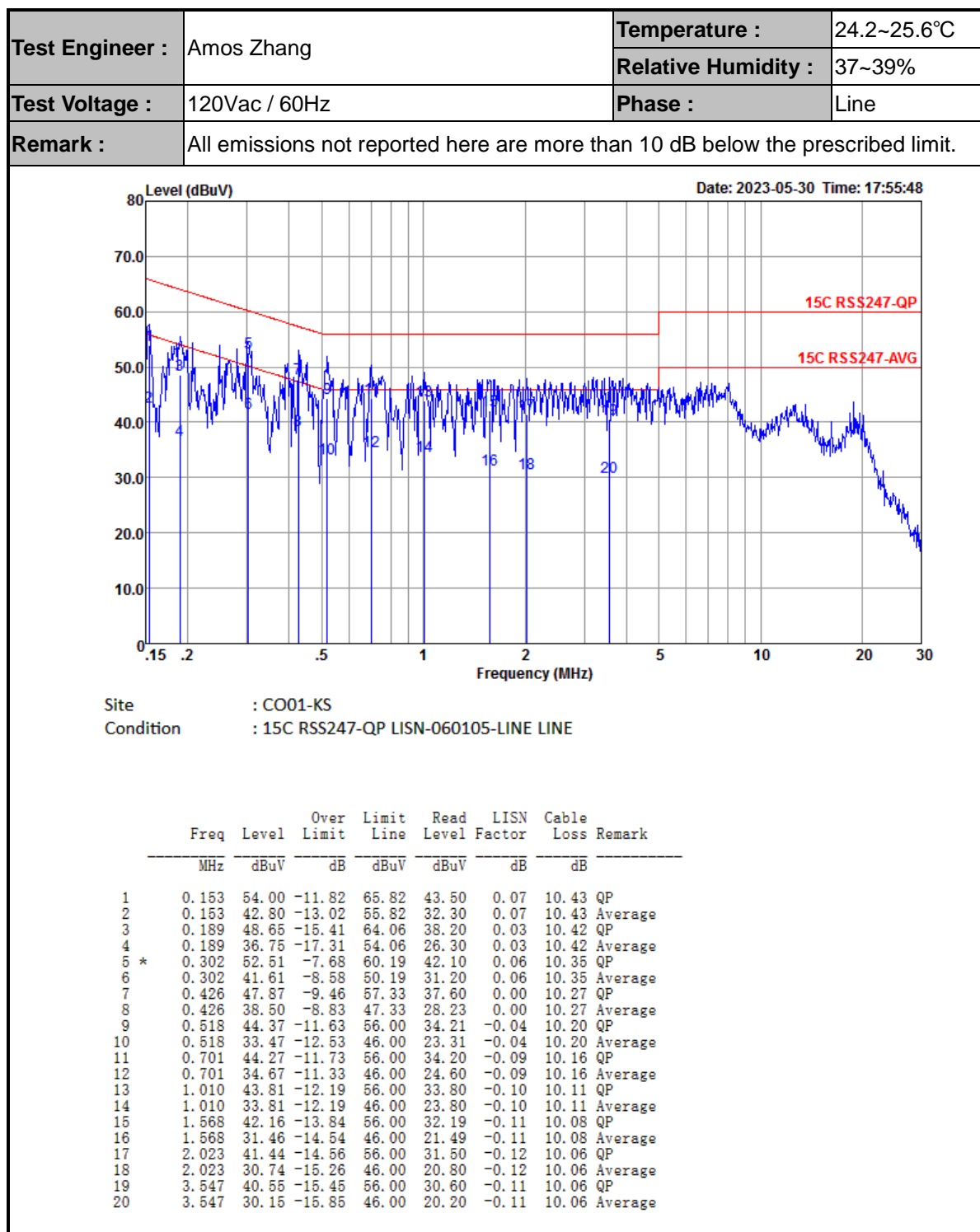
TEST RESULTS DATA**Peak Power Density**

Mod.	Data Rate	N _{TX}	CH.	Freq. (MHz)	Peak PSD (dBm /100kHz)	Peak PSD (dBm /3kHz)	DG (dBi)	Peak PSD Limit (dBm /3kHz)	Pass/Fail
BLE	2Mbps	1	0	2402	5.38	-10.14	0.73	8.00	Pass
BLE	2Mbps	1	19	2440	5.14	-10.31	0.73	8.00	Pass
BLE	2Mbps	1	39	2480	5.19	-10.27	0.73	8.00	Pass

Note: PSD (dBm/ 100kHz) is a reference level used for Conducted Band Edges and Conducted Spurious Emission 20dBc limit.

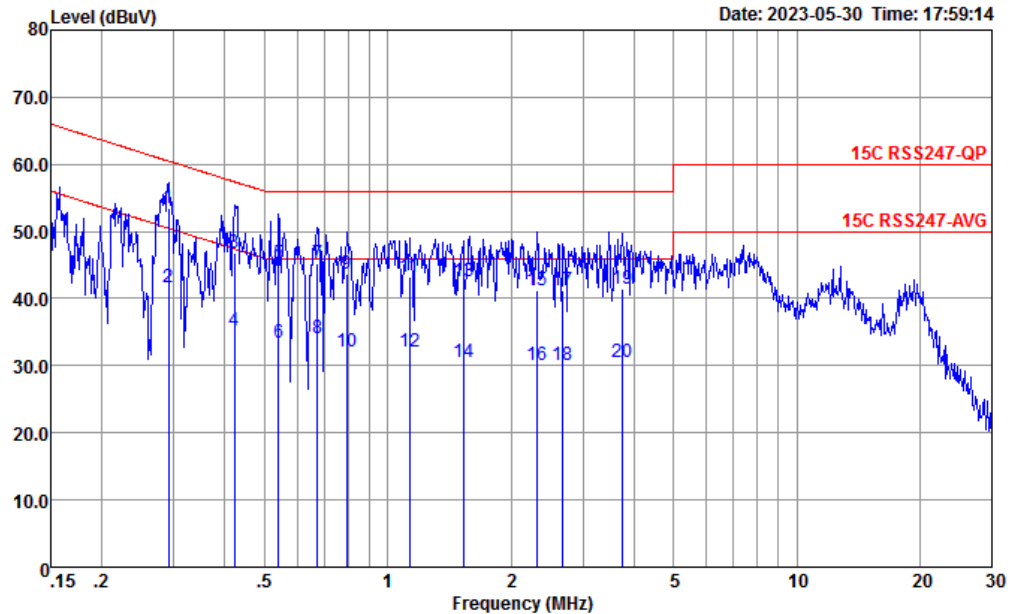


Appendix B. AC Conducted Emission Test Results





Test Engineer :	Amos Zhang	Temperature :	24.2~25.6°C
		Relative Humidity :	37~39%
Test Voltage :	120Vac / 60Hz	Phase :	Neutral
Remark :	All emissions not reported here are more than 10 dB below the prescribed limit.		



Site : CO01-KS
Condition : 15C RSS247-QP LISN-060105-NEUTRAL NEUTRAL

	Freq	Level	Over	Limit	Read	LISN	Cable	Remark
	MHz	dBuV	Limit	Line	Level	Factor	Loss	
			dB	dBuV	dBuV	dB	dB	
1 *	0.291	53.41	-7.09	60.50	43.10	-0.04	10.35	QP
2	0.291	41.61	-8.89	50.50	31.30	-0.04	10.35	Average
3	0.421	46.81	-10.61	57.42	36.60	-0.07	10.28	QP
4	0.421	35.11	-12.31	47.42	24.90	-0.07	10.28	Average
5	0.541	45.32	-10.68	56.00	35.20	-0.08	10.20	QP
6	0.541	33.42	-12.58	46.00	23.30	-0.08	10.20	Average
7	0.672	45.28	-10.72	56.00	35.20	-0.09	10.17	QP
8	0.672	34.18	-11.82	46.00	24.10	-0.09	10.17	Average
9	0.792	43.64	-12.36	56.00	33.60	-0.10	10.14	QP
10	0.792	32.14	-13.86	46.00	22.10	-0.10	10.14	Average
11	1.129	43.29	-12.71	56.00	33.30	-0.11	10.10	QP
12	1.129	32.09	-13.91	46.00	22.10	-0.11	10.10	Average
13	1.527	42.66	-13.44	56.00	32.60	-0.12	10.08	QP
14	1.527	30.56	-15.44	46.00	20.60	-0.12	10.08	Average
15	2.309	41.14	-14.86	56.00	31.20	-0.12	10.06	QP
16	2.309	30.14	-15.86	46.00	20.20	-0.12	10.06	Average
17	2.678	41.13	-14.87	56.00	31.20	-0.13	10.06	QP
18	2.678	30.13	-15.87	46.00	20.20	-0.13	10.06	Average
19	3.740	41.44	-14.56	56.00	31.50	-0.12	10.06	QP
20	3.740	30.54	-15.46	46.00	20.60	-0.12	10.06	Average

Note:

- Level(dBμV) = Read Level(dBμV) + LISN Factor(dB) + Cable Loss(dB)
- Over Limit(dB) = Level(dBμV) – Limit Line(dBμV)



Appendix C. Radiated Spurious Emission Test Data

Test Engineer :	Koi Ji	Relative Humidity :	41 ~ 42 %
		Temperature :	22 ~ 23 °C

Radiated Spurious Emission Test Modes

Mode	Band (MHz)	Modulation	Channel	Frequency	Data Rate	Remark
Mode 1	2400-2483.5	Bluetooth-LE	00	2402	1Mbps	-
Mode 2	2400-2483.5	Bluetooth-LE	19	2440	1Mbps	-
Mode 3	2400-2483.5	Bluetooth-LE	39	2480	1Mbps	-
Mode 4	2400-2483.5	Bluetooth-LE	00	2402	2Mbps	-
Mode 5	2400-2483.5	Bluetooth-LE	19	2440	2Mbps	-
Mode 6	2400-2483.5	Bluetooth-LE	39	2480	2Mbps	-
Mode 7	2400-2483.5	Bluetooth-LE 1M_CH00 + Zigbee_CH26 + WLAN 11n HT40_CH09				Co-location

Summary of each worse mode

Mode	Modulation	Ch.	Freq. (MHz)	Level (dBuV/m)	Limit (dBuV/m)	Margin (dB)	Pol.	Peak Avg.	Result	Remark
1	Bluetooth-LE	00	2363.30	46.54	54.00	-7.46	H	AVERAGE	Pass	Band Edge
	Bluetooth-LE	00	4804.00	49.86	54.00	-4.14	H	AVERAGE	Pass	Harmonic
2	Bluetooth-LE	19	-	-	-	-	-	-	-	Band Edge
	Bluetooth-LE	19	4880.00	49.77	54.00	-4.23	H	AVERAGE	Pass	Harmonic
3	Bluetooth-LE	39	2483.50	48.00	54.00	-6.00	V	AVERAGE	Pass	Band Edge
	Bluetooth-LE	39	4960.00	47.37	54.00	-6.63	H	AVERAGE	Pass	Harmonic
4	Bluetooth-LE	00	2364.08	46.74	54.00	-7.26	V	AVERAGE	Pass	Band Edge
	Bluetooth-LE	00	4804.00	49.71	54.00	-4.29	H	AVERAGE	Pass	Harmonic
5	Bluetooth-LE	19	-	-	-	-	-	-	-	Band Edge
	Bluetooth-LE	19	4880.00	49.09	54.00	-4.91	H	AVERAGE	Pass	Harmonic
6	Bluetooth-LE	39	2483.50	49.64	54.00	-4.36	V	AVERAGE	Pass	Band Edge
	Bluetooth-LE	39	4960.00	46.69	54.00	-7.31	H	AVERAGE	Pass	Harmonic
7	Bluetooth-LE	00	2323.65	46.22	54	-7.78	H	Average	Pass	Band Edge
	Bluetooth-LE	00	4804.00	48.33	74.00	-25.67	V	Peak	Pass	Harmonic

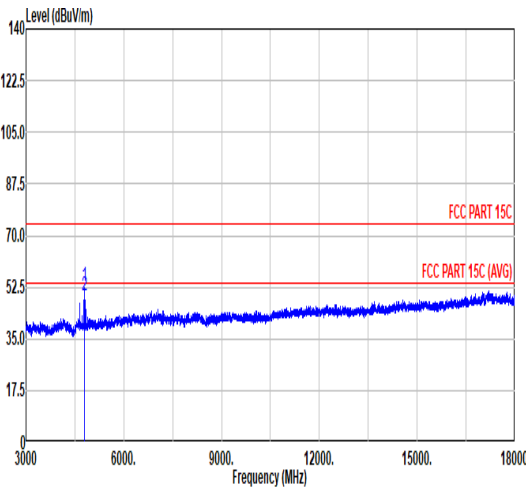
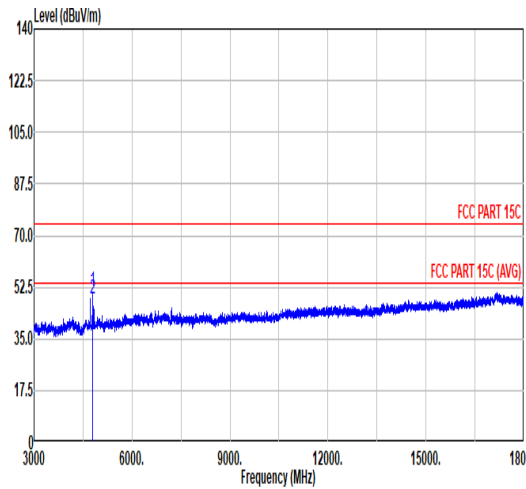


Mode	1																																																																																							
	Band Edge																																																																																							
	2400-2483.5_Bluetooth-LE_CH00_2402MHz																																																																																							
Pol.	Horizontal	Fundamental																																																																																						
Peak	<div><table><tr><th></th><th>Limit</th><th>Read</th><th>Ant</th><th>Cable</th><th>Preamp</th><th>Aux</th><th>APos</th><th>TPos</th><th>Remark</th></tr><tr><th>Freq</th><th>Level</th><th>Line</th><th>Margin</th><th>Level</th><th>Factor</th><th>Loss</th><th>Factor</th><th>Factor</th><th></th></tr><tr><th></th><th>MHz</th><th>dBuV/m</th><th>dBuV/m</th><th>dB</th><th>dBuV</th><th>dB/m</th><th>dB</th><th>dB</th><th>cm</th><th>deg</th></tr><tr><td>1</td><td>2349.52</td><td>57.22</td><td>74.00</td><td>-16.78</td><td>41.60</td><td>31.89</td><td>8.65</td><td>30.92</td><td>6.00</td><td>146</td><td>56 PEAK</td></tr></table></div>		Limit	Read	Ant	Cable	Preamp	Aux	APos	TPos	Remark	Freq	Level	Line	Margin	Level	Factor	Loss	Factor	Factor			MHz	dBuV/m	dBuV/m	dB	dBuV	dB/m	dB	dB	cm	deg	1	2349.52	57.22	74.00	-16.78	41.60	31.89	8.65	30.92	6.00	146	56 PEAK	<div><table><tr><th></th><th>Limit</th><th>Read</th><th>Ant</th><th>Cable</th><th>Preamp</th><th>Aux</th><th>APos</th><th>TPos</th><th>Remark</th></tr><tr><th>Freq</th><th>Level</th><th>Line</th><th>Margin</th><th>Level</th><th>Factor</th><th>Loss</th><th>Factor</th><th>Factor</th><th></th></tr><tr><th></th><th>MHz</th><th>dBuV/m</th><th>dBuV/m</th><th>dB</th><th>dBuV</th><th>dB/m</th><th>dB</th><th>dB</th><th>cm</th><th>deg</th></tr><tr><td>1</td><td>2402.00</td><td>101.71</td><td>-----</td><td>-----</td><td>85.77</td><td>32.00</td><td>8.81</td><td>30.87</td><td>6.00</td><td>146</td><td>56 PEAK</td></tr></table></div>		Limit	Read	Ant	Cable	Preamp	Aux	APos	TPos	Remark	Freq	Level	Line	Margin	Level	Factor	Loss	Factor	Factor			MHz	dBuV/m	dBuV/m	dB	dBuV	dB/m	dB	dB	cm	deg	1	2402.00	101.71	-----	-----	85.77	32.00	8.81	30.87	6.00	146	56 PEAK
		Limit	Read	Ant	Cable	Preamp	Aux	APos	TPos	Remark																																																																														
Freq	Level	Line	Margin	Level	Factor	Loss	Factor	Factor																																																																																
	MHz	dBuV/m	dBuV/m	dB	dBuV	dB/m	dB	dB	cm	deg																																																																														
1	2349.52	57.22	74.00	-16.78	41.60	31.89	8.65	30.92	6.00	146	56 PEAK																																																																													
	Limit	Read	Ant	Cable	Preamp	Aux	APos	TPos	Remark																																																																															
Freq	Level	Line	Margin	Level	Factor	Loss	Factor	Factor																																																																																
	MHz	dBuV/m	dBuV/m	dB	dBuV	dB/m	dB	dB	cm	deg																																																																														
1	2402.00	101.71	-----	-----	85.77	32.00	8.81	30.87	6.00	146	56 PEAK																																																																													
Avg	<div><table><tr><th></th><th>Limit</th><th>Read</th><th>Ant</th><th>Cable</th><th>Preamp</th><th>Aux</th><th>APos</th><th>TPos</th><th>Remark</th></tr><tr><th>Freq</th><th>Level</th><th>Line</th><th>Margin</th><th>Level</th><th>Factor</th><th>Loss</th><th>Factor</th><th>Factor</th><th></th></tr><tr><th></th><th>MHz</th><th>dBuV/m</th><th>dBuV/m</th><th>dB</th><th>dBuV</th><th>dB/m</th><th>dB</th><th>dB</th><th>cm</th><th>deg</th></tr><tr><td>1</td><td>2363.30</td><td>46.54</td><td>54.00</td><td>-7.46</td><td>30.84</td><td>31.92</td><td>8.69</td><td>30.91</td><td>6.00</td><td>146</td><td>56 AVERAGE</td></tr></table></div>		Limit	Read	Ant	Cable	Preamp	Aux	APos	TPos	Remark	Freq	Level	Line	Margin	Level	Factor	Loss	Factor	Factor			MHz	dBuV/m	dBuV/m	dB	dBuV	dB/m	dB	dB	cm	deg	1	2363.30	46.54	54.00	-7.46	30.84	31.92	8.69	30.91	6.00	146	56 AVERAGE	<div><table><tr><th></th><th>Limit</th><th>Read</th><th>Ant</th><th>Cable</th><th>Preamp</th><th>Aux</th><th>APos</th><th>TPos</th><th>Remark</th></tr><tr><th>Freq</th><th>Level</th><th>Line</th><th>Margin</th><th>Level</th><th>Factor</th><th>Loss</th><th>Factor</th><th>Factor</th><th></th></tr><tr><th></th><th>MHz</th><th>dBuV/m</th><th>dBuV/m</th><th>dB</th><th>dBuV</th><th>dB/m</th><th>dB</th><th>dB</th><th>cm</th><th>deg</th></tr><tr><td>1</td><td>2402.00</td><td>100.91</td><td>-----</td><td>-----</td><td>84.97</td><td>32.00</td><td>8.81</td><td>30.87</td><td>6.00</td><td>146</td><td>56 AVERAGE</td></tr></table></div>		Limit	Read	Ant	Cable	Preamp	Aux	APos	TPos	Remark	Freq	Level	Line	Margin	Level	Factor	Loss	Factor	Factor			MHz	dBuV/m	dBuV/m	dB	dBuV	dB/m	dB	dB	cm	deg	1	2402.00	100.91	-----	-----	84.97	32.00	8.81	30.87	6.00	146	56 AVERAGE
		Limit	Read	Ant	Cable	Preamp	Aux	APos	TPos	Remark																																																																														
Freq	Level	Line	Margin	Level	Factor	Loss	Factor	Factor																																																																																
	MHz	dBuV/m	dBuV/m	dB	dBuV	dB/m	dB	dB	cm	deg																																																																														
1	2363.30	46.54	54.00	-7.46	30.84	31.92	8.69	30.91	6.00	146	56 AVERAGE																																																																													
	Limit	Read	Ant	Cable	Preamp	Aux	APos	TPos	Remark																																																																															
Freq	Level	Line	Margin	Level	Factor	Loss	Factor	Factor																																																																																
	MHz	dBuV/m	dBuV/m	dB	dBuV	dB/m	dB	dB	cm	deg																																																																														
1	2402.00	100.91	-----	-----	84.97	32.00	8.81	30.87	6.00	146	56 AVERAGE																																																																													



Mode	1																																																																																							
	Band Edge																																																																																							
	2400-2483.5_Bluetooth-LE_CH00_2402MHz																																																																																							
Pol.	Vertical	Fundamental																																																																																						
Peak	<div><table><thead><tr><th></th><th>Limit</th><th>Read</th><th>Ant</th><th>Cable</th><th>Preamp</th><th>Aux</th><th>APos</th><th>TPos</th><th>Remark</th></tr><tr><th>Freq</th><th>Level</th><th>Line</th><th>Margin</th><th>Level</th><th>Factor</th><th>Loss</th><th>Factor</th><th>Factor</th><th></th></tr><tr><th></th><th>MHz</th><th>dBuV/m</th><th>dBuV/m</th><th>dB</th><th>dBuV</th><th>dB/m</th><th>dB</th><th>dB</th><th>cm</th><th>deg</th></tr></thead><tbody><tr><td>1</td><td>2360.57</td><td>56.79</td><td>74.00</td><td>-17.21</td><td>41.11</td><td>31.91</td><td>8.68</td><td>30.91</td><td>6.00</td><td>296</td><td>54 PEAK</td></tr></tbody></table></div>		Limit	Read	Ant	Cable	Preamp	Aux	APos	TPos	Remark	Freq	Level	Line	Margin	Level	Factor	Loss	Factor	Factor			MHz	dBuV/m	dBuV/m	dB	dBuV	dB/m	dB	dB	cm	deg	1	2360.57	56.79	74.00	-17.21	41.11	31.91	8.68	30.91	6.00	296	54 PEAK	<div><table><thead><tr><th></th><th>Limit</th><th>Read</th><th>Ant</th><th>Cable</th><th>Preamp</th><th>Aux</th><th>APos</th><th>TPos</th><th>Remark</th></tr><tr><th>Freq</th><th>Level</th><th>Line</th><th>Margin</th><th>Level</th><th>Factor</th><th>Loss</th><th>Factor</th><th>Factor</th><th></th></tr><tr><th></th><th>MHz</th><th>dBuV/m</th><th>dBuV/m</th><th>dB</th><th>dBuV</th><th>dB/m</th><th>dB</th><th>dB</th><th>cm</th><th>deg</th></tr></thead><tbody><tr><td>1</td><td>2402.00</td><td>101.37</td><td>-----</td><td>-----</td><td>85.43</td><td>32.00</td><td>8.81</td><td>30.87</td><td>6.00</td><td>296</td><td>54 PEAK</td></tr></tbody></table></div>		Limit	Read	Ant	Cable	Preamp	Aux	APos	TPos	Remark	Freq	Level	Line	Margin	Level	Factor	Loss	Factor	Factor			MHz	dBuV/m	dBuV/m	dB	dBuV	dB/m	dB	dB	cm	deg	1	2402.00	101.37	-----	-----	85.43	32.00	8.81	30.87	6.00	296	54 PEAK
		Limit	Read	Ant	Cable	Preamp	Aux	APos	TPos	Remark																																																																														
Freq	Level	Line	Margin	Level	Factor	Loss	Factor	Factor																																																																																
	MHz	dBuV/m	dBuV/m	dB	dBuV	dB/m	dB	dB	cm	deg																																																																														
1	2360.57	56.79	74.00	-17.21	41.11	31.91	8.68	30.91	6.00	296	54 PEAK																																																																													
	Limit	Read	Ant	Cable	Preamp	Aux	APos	TPos	Remark																																																																															
Freq	Level	Line	Margin	Level	Factor	Loss	Factor	Factor																																																																																
	MHz	dBuV/m	dBuV/m	dB	dBuV	dB/m	dB	dB	cm	deg																																																																														
1	2402.00	101.37	-----	-----	85.43	32.00	8.81	30.87	6.00	296	54 PEAK																																																																													
Avg	<div><table><thead><tr><th></th><th>Limit</th><th>Read</th><th>Ant</th><th>Cable</th><th>Preamp</th><th>Aux</th><th>APos</th><th>TPos</th><th>Remark</th></tr><tr><th>Freq</th><th>Level</th><th>Line</th><th>Margin</th><th>Level</th><th>Factor</th><th>Loss</th><th>Factor</th><th>Factor</th><th></th></tr><tr><th></th><th>MHz</th><th>dBuV/m</th><th>dBuV/m</th><th>dB</th><th>dBuV</th><th>dB/m</th><th>dB</th><th>dB</th><th>cm</th><th>deg</th></tr></thead><tbody><tr><td>1</td><td>2363.82</td><td>45.95</td><td>54.00</td><td>-8.05</td><td>30.25</td><td>31.92</td><td>8.69</td><td>30.91</td><td>6.00</td><td>296</td><td>54 AVERAGE</td></tr></tbody></table></div>		Limit	Read	Ant	Cable	Preamp	Aux	APos	TPos	Remark	Freq	Level	Line	Margin	Level	Factor	Loss	Factor	Factor			MHz	dBuV/m	dBuV/m	dB	dBuV	dB/m	dB	dB	cm	deg	1	2363.82	45.95	54.00	-8.05	30.25	31.92	8.69	30.91	6.00	296	54 AVERAGE	<div><table><thead><tr><th></th><th>Limit</th><th>Read</th><th>Ant</th><th>Cable</th><th>Preamp</th><th>Aux</th><th>APos</th><th>TPos</th><th>Remark</th></tr><tr><th>Freq</th><th>Level</th><th>Line</th><th>Margin</th><th>Level</th><th>Factor</th><th>Loss</th><th>Factor</th><th>Factor</th><th></th></tr><tr><th></th><th>MHz</th><th>dBuV/m</th><th>dBuV/m</th><th>dB</th><th>dBuV</th><th>dB/m</th><th>dB</th><th>dB</th><th>cm</th><th>deg</th></tr></thead><tbody><tr><td>1</td><td>2402.00</td><td>100.58</td><td>-----</td><td>-----</td><td>84.64</td><td>32.00</td><td>8.81</td><td>30.87</td><td>6.00</td><td>296</td><td>54 AVERAGE</td></tr></tbody></table></div>		Limit	Read	Ant	Cable	Preamp	Aux	APos	TPos	Remark	Freq	Level	Line	Margin	Level	Factor	Loss	Factor	Factor			MHz	dBuV/m	dBuV/m	dB	dBuV	dB/m	dB	dB	cm	deg	1	2402.00	100.58	-----	-----	84.64	32.00	8.81	30.87	6.00	296	54 AVERAGE
		Limit	Read	Ant	Cable	Preamp	Aux	APos	TPos	Remark																																																																														
Freq	Level	Line	Margin	Level	Factor	Loss	Factor	Factor																																																																																
	MHz	dBuV/m	dBuV/m	dB	dBuV	dB/m	dB	dB	cm	deg																																																																														
1	2363.82	45.95	54.00	-8.05	30.25	31.92	8.69	30.91	6.00	296	54 AVERAGE																																																																													
	Limit	Read	Ant	Cable	Preamp	Aux	APos	TPos	Remark																																																																															
Freq	Level	Line	Margin	Level	Factor	Loss	Factor	Factor																																																																																
	MHz	dBuV/m	dBuV/m	dB	dBuV	dB/m	dB	dB	cm	deg																																																																														
1	2402.00	100.58	-----	-----	84.64	32.00	8.81	30.87	6.00	296	54 AVERAGE																																																																													

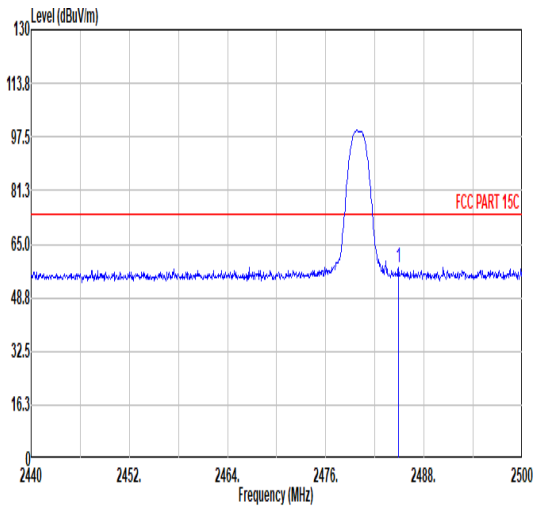
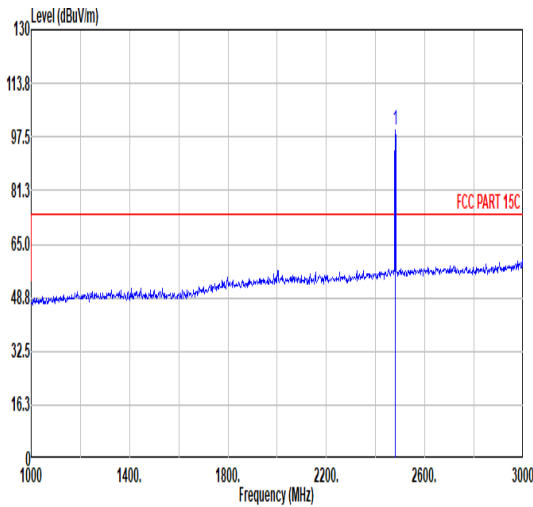
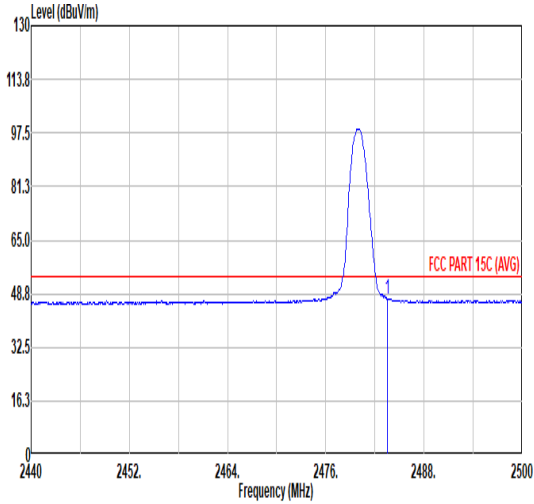
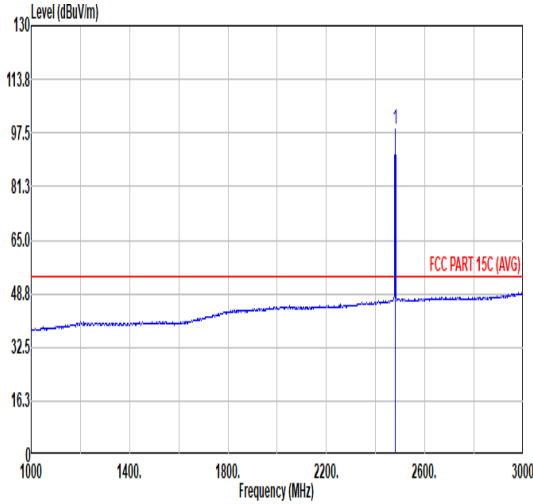


Mode	1																																																																																																																																											
	Harmonic																																																																																																																																											
	2400-2483.5_Bluetooth-LE _CH00_2402MHz																																																																																																																																											
Pol.	Horizontal						Vertical																																																																																																																																					
Peak Avg																																																																																																																																												
	<table><tr><th colspan="2"></th><th colspan="2">Limit</th><th colspan="2">Read</th><th>Ant</th><th>Cable</th><th>Preamp</th><th>Aux</th><th>APos</th><th>TPos</th><th rowspan="2">Remark</th></tr><tr><th>Freq</th><th>Level</th><th>Line</th><th>Margin</th><th>Level</th><th>Factor</th><th>Loss</th><th>Factor</th><th>Factor</th><th></th><th></th><th></th></tr><tr><th>MHz</th><th>dBuV/m</th><th>dBuV/m</th><th>dB</th><th>dBuV</th><th>dB/m</th><th>dB</th><th>dB</th><th>dB</th><th>cm</th><th>deg</th><th></th><th></th></tr><tr><td>1</td><td>4804.00</td><td>52.59</td><td>74.00</td><td>-21.41</td><td>71.37</td><td>34.10</td><td>12.55</td><td>65.43</td><td>0.00</td><td>161</td><td>149</td><td>PEAK</td></tr><tr><td>2</td><td>4804.00</td><td>49.86</td><td>54.00</td><td>-4.14</td><td>68.63</td><td>34.10</td><td>12.56</td><td>65.43</td><td>0.00</td><td>161</td><td>149</td><td>AVERAGE</td></tr></table>								Limit		Read		Ant	Cable	Preamp	Aux	APos	TPos	Remark	Freq	Level	Line	Margin	Level	Factor	Loss	Factor	Factor				MHz	dBuV/m	dBuV/m	dB	dBuV	dB/m	dB	dB	dB	cm	deg			1	4804.00	52.59	74.00	-21.41	71.37	34.10	12.55	65.43	0.00	161	149	PEAK	2	4804.00	49.86	54.00	-4.14	68.63	34.10	12.56	65.43	0.00	161	149	AVERAGE	<table><tr><th colspan="2"></th><th colspan="2">Limit</th><th colspan="2">Read</th><th>Ant</th><th>Cable</th><th>Preamp</th><th>Aux</th><th>APos</th><th>TPos</th><th rowspan="2">Remark</th></tr><tr><th>Freq</th><th>Level</th><th>Line</th><th>Margin</th><th>Level</th><th>Factor</th><th>Loss</th><th>Factor</th><th>Factor</th><th></th><th></th><th></th></tr><tr><th>MHz</th><th>dBuV/m</th><th>dBuV/m</th><th>dB</th><th>dBuV</th><th>dB/m</th><th>dB</th><th>dB</th><th>dB</th><th>cm</th><th>deg</th><th></th><th></th></tr><tr><td>1</td><td>4804.00</td><td>51.17</td><td>74.00</td><td>-22.83</td><td>69.95</td><td>34.10</td><td>12.55</td><td>65.43</td><td>0.00</td><td>115</td><td>173</td><td>PEAK</td></tr><tr><td>2</td><td>4804.00</td><td>48.76</td><td>54.00</td><td>-5.24</td><td>67.53</td><td>34.10</td><td>12.56</td><td>65.43</td><td>0.00</td><td>115</td><td>173</td><td>AVERAGE</td></tr></table>								Limit		Read		Ant	Cable	Preamp	Aux	APos	TPos	Remark	Freq	Level	Line	Margin	Level	Factor	Loss	Factor	Factor				MHz	dBuV/m	dBuV/m	dB	dBuV	dB/m	dB	dB	dB	cm	deg			1	4804.00	51.17	74.00	-22.83	69.95	34.10	12.55	65.43	0.00	115	173	PEAK	2	4804.00	48.76	54.00	-5.24	67.53	34.10	12.56	65.43	0.00	115	173	AVERAGE
			Limit		Read		Ant	Cable	Preamp	Aux	APos	TPos	Remark																																																																																																																															
Freq	Level	Line	Margin	Level	Factor	Loss	Factor	Factor																																																																																																																																				
MHz	dBuV/m	dBuV/m	dB	dBuV	dB/m	dB	dB	dB	cm	deg																																																																																																																																		
1	4804.00	52.59	74.00	-21.41	71.37	34.10	12.55	65.43	0.00	161	149	PEAK																																																																																																																																
2	4804.00	49.86	54.00	-4.14	68.63	34.10	12.56	65.43	0.00	161	149	AVERAGE																																																																																																																																
		Limit		Read		Ant	Cable	Preamp	Aux	APos	TPos	Remark																																																																																																																																
Freq	Level	Line	Margin	Level	Factor	Loss	Factor	Factor																																																																																																																																				
MHz	dBuV/m	dBuV/m	dB	dBuV	dB/m	dB	dB	dB	cm	deg																																																																																																																																		
1	4804.00	51.17	74.00	-22.83	69.95	34.10	12.55	65.43	0.00	115	173	PEAK																																																																																																																																
2	4804.00	48.76	54.00	-5.24	67.53	34.10	12.56	65.43	0.00	115	173	AVERAGE																																																																																																																																

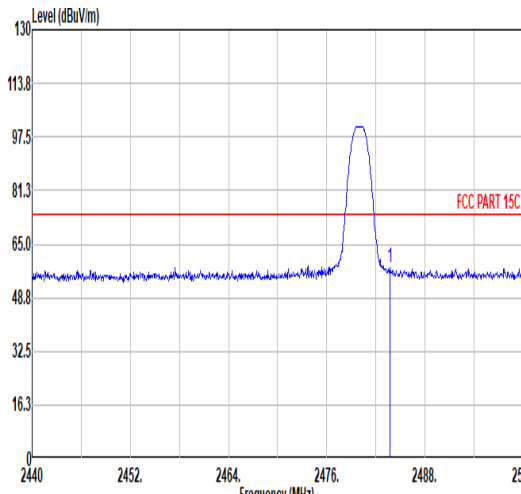
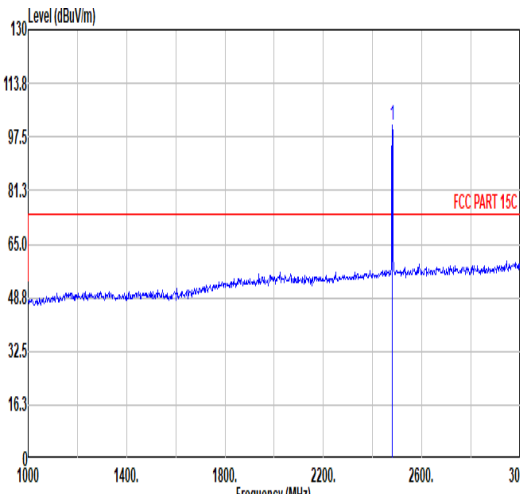
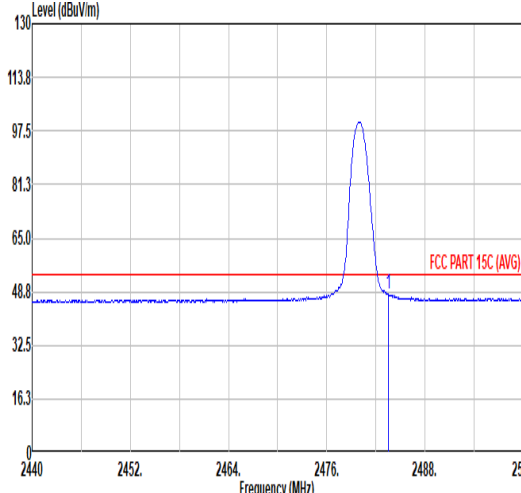
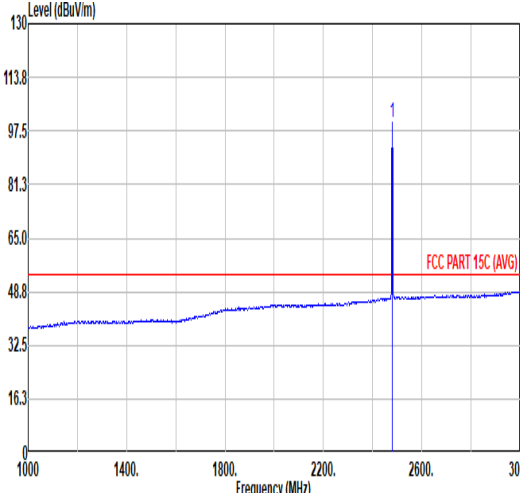


Mode	2																																																																																																																																										
	Harmonic																																																																																																																																										
	2400-2483.5_Bluetooth-LE_CH19_2440MHz																																																																																																																																										
Pol.	Horizontal						Vertical																																																																																																																																				
Peak Avg	<table><thead><tr><th></th><th>Limit</th><th>Read</th><th>Ant</th><th>Cable</th><th>Preamp</th><th>Aux</th><th>APos</th><th>TPos</th><th>Remark</th></tr><tr><th>Freq</th><th>Level</th><th>Line</th><th>Margin</th><th>Level</th><th>Factor</th><th>Loss</th><th>Factor</th><th>Factor</th><th></th></tr><tr><th>MHz</th><th>dBuV/m</th><th>dBuV/m</th><th>dB</th><th>dBuV</th><th>dB/m</th><th>dB</th><th>dB</th><th>dB</th><th>cm</th><th>deg</th></tr></thead><tbody><tr><td>1</td><td>4880.00</td><td>52.24</td><td>74.00</td><td>-21.76</td><td>71.31</td><td>34.10</td><td>12.27</td><td>65.44</td><td>0.00</td><td>137</td><td>148</td><td>PEAK</td></tr><tr><td>2</td><td>4880.00</td><td>49.77</td><td>54.00</td><td>-4.23</td><td>68.84</td><td>34.10</td><td>12.27</td><td>65.44</td><td>0.00</td><td>137</td><td>148</td><td>AVERAGE</td></tr><tr><td>3</td><td>7320.00</td><td>43.10</td><td>74.00</td><td>-30.90</td><td>57.82</td><td>35.00</td><td>14.73</td><td>65.25</td><td>0.00</td><td>---</td><td>---</td><td>PEAK</td></tr></tbody></table>							Limit	Read	Ant	Cable	Preamp	Aux	APos	TPos	Remark	Freq	Level	Line	Margin	Level	Factor	Loss	Factor	Factor		MHz	dBuV/m	dBuV/m	dB	dBuV	dB/m	dB	dB	dB	cm	deg	1	4880.00	52.24	74.00	-21.76	71.31	34.10	12.27	65.44	0.00	137	148	PEAK	2	4880.00	49.77	54.00	-4.23	68.84	34.10	12.27	65.44	0.00	137	148	AVERAGE	3	7320.00	43.10	74.00	-30.90	57.82	35.00	14.73	65.25	0.00	---	---	PEAK	<table><thead><tr><th></th><th>Limit</th><th>Read</th><th>Ant</th><th>Cable</th><th>Preamp</th><th>Aux</th><th>APos</th><th>TPos</th><th>Remark</th></tr><tr><th>Freq</th><th>Level</th><th>Line</th><th>Margin</th><th>Level</th><th>Factor</th><th>Loss</th><th>Factor</th><th>Factor</th><th></th></tr><tr><th>MHz</th><th>dBuV/m</th><th>dBuV/m</th><th>dB</th><th>dBuV</th><th>dB/m</th><th>dB</th><th>dB</th><th>dB</th><th>cm</th><th>deg</th></tr></thead><tbody><tr><td>1</td><td>4880.00</td><td>45.11</td><td>74.00</td><td>-28.89</td><td>64.18</td><td>34.10</td><td>12.27</td><td>65.44</td><td>0.00</td><td>---</td><td>---</td><td>PEAK</td></tr><tr><td>2</td><td>7320.00</td><td>42.92</td><td>74.00</td><td>-31.08</td><td>57.64</td><td>35.00</td><td>14.73</td><td>65.25</td><td>0.00</td><td>---</td><td>---</td><td>PEAK</td></tr></tbody></table>							Limit	Read	Ant	Cable	Preamp	Aux	APos	TPos	Remark	Freq	Level	Line	Margin	Level	Factor	Loss	Factor	Factor		MHz	dBuV/m	dBuV/m	dB	dBuV	dB/m	dB	dB	dB	cm	deg	1	4880.00	45.11	74.00	-28.89	64.18	34.10	12.27	65.44	0.00	---	---	PEAK	2	7320.00	42.92	74.00	-31.08	57.64	35.00	14.73	65.25	0.00	---	---	PEAK
		Limit	Read	Ant	Cable	Preamp	Aux	APos	TPos	Remark																																																																																																																																	
Freq	Level	Line	Margin	Level	Factor	Loss	Factor	Factor																																																																																																																																			
MHz	dBuV/m	dBuV/m	dB	dBuV	dB/m	dB	dB	dB	cm	deg																																																																																																																																	
1	4880.00	52.24	74.00	-21.76	71.31	34.10	12.27	65.44	0.00	137	148	PEAK																																																																																																																															
2	4880.00	49.77	54.00	-4.23	68.84	34.10	12.27	65.44	0.00	137	148	AVERAGE																																																																																																																															
3	7320.00	43.10	74.00	-30.90	57.82	35.00	14.73	65.25	0.00	---	---	PEAK																																																																																																																															
	Limit	Read	Ant	Cable	Preamp	Aux	APos	TPos	Remark																																																																																																																																		
Freq	Level	Line	Margin	Level	Factor	Loss	Factor	Factor																																																																																																																																			
MHz	dBuV/m	dBuV/m	dB	dBuV	dB/m	dB	dB	dB	cm	deg																																																																																																																																	
1	4880.00	45.11	74.00	-28.89	64.18	34.10	12.27	65.44	0.00	---	---	PEAK																																																																																																																															
2	7320.00	42.92	74.00	-31.08	57.64	35.00	14.73	65.25	0.00	---	---	PEAK																																																																																																																															

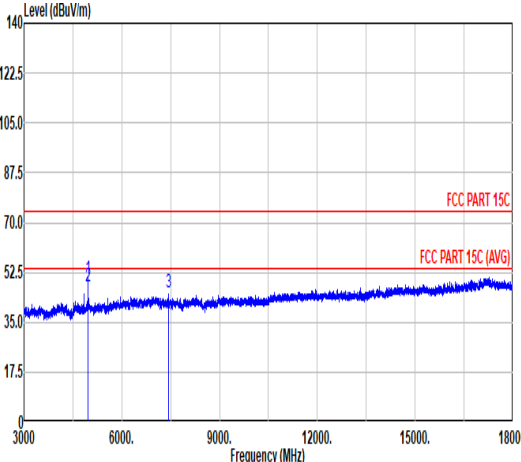
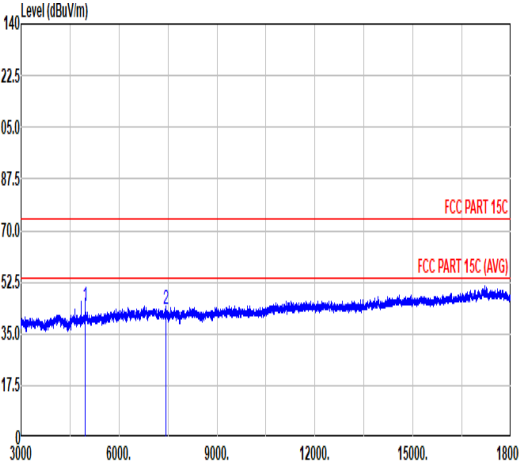


Mode	3																																																																																																		
	Band Edge																																																																																																		
	2400-2483.5_Bluetooth-LE_CH39_2480MHz																																																																																																		
Pol.	Horizontal						Fundamental																																																																																												
Peak																																																																																																			
	<table><thead><tr><th></th><th>Limit</th><th>Read</th><th>Ant</th><th>Cable</th><th>Preamp</th><th>Aux</th><th>APos</th><th>TPos</th><th>Remark</th></tr><tr><th>Freq</th><th>Level</th><th>Line</th><th>Margin</th><th>Level</th><th>Factor</th><th>Loss</th><th>Factor</th><th>Factor</th><th></th></tr><tr><th></th><th>MHz</th><th>dBuV/m</th><th>dBuV/m</th><th>dB</th><th>dBuV</th><th>dB/m</th><th>dB</th><th>dB</th><th>cm</th><th>deg</th></tr></thead><tbody><tr><td>1</td><td>2484.88</td><td>57.73</td><td>74.00</td><td>-16.27</td><td>41.19</td><td>32.13</td><td>9.05</td><td>30.64</td><td>6.00</td><td>100</td><td>180</td><td>PEAK</td></tr></tbody></table>							Limit	Read	Ant	Cable	Preamp	Aux	APos	TPos	Remark	Freq	Level	Line	Margin	Level	Factor	Loss	Factor	Factor			MHz	dBuV/m	dBuV/m	dB	dBuV	dB/m	dB	dB	cm	deg	1	2484.88	57.73	74.00	-16.27	41.19	32.13	9.05	30.64	6.00	100	180	PEAK	<table><thead><tr><th></th><th>Limit</th><th>Read</th><th>Ant</th><th>Cable</th><th>Preamp</th><th>Aux</th><th>APos</th><th>TPos</th><th>Remark</th></tr><tr><th>Freq</th><th>Level</th><th>Line</th><th>Margin</th><th>Level</th><th>Factor</th><th>Loss</th><th>Factor</th><th>Factor</th><th></th></tr><tr><th></th><th>MHz</th><th>dBuV/m</th><th>dBuV/m</th><th>dB</th><th>dBuV</th><th>dB/m</th><th>dB</th><th>dB</th><th>cm</th><th>deg</th></tr></thead><tbody><tr><td>1</td><td>2480.00</td><td>99.58</td><td>-----</td><td>-----</td><td>83.08</td><td>32.12</td><td>9.04</td><td>30.66</td><td>6.00</td><td>100</td><td>180</td><td>PEAK</td></tr></tbody></table>							Limit	Read	Ant	Cable	Preamp	Aux	APos	TPos	Remark	Freq	Level	Line	Margin	Level	Factor	Loss	Factor	Factor			MHz	dBuV/m	dBuV/m	dB	dBuV	dB/m	dB	dB	cm	deg	1	2480.00	99.58	-----	-----	83.08	32.12	9.04	30.66	6.00	100	180
	Limit	Read	Ant	Cable	Preamp	Aux	APos	TPos	Remark																																																																																										
Freq	Level	Line	Margin	Level	Factor	Loss	Factor	Factor																																																																																											
	MHz	dBuV/m	dBuV/m	dB	dBuV	dB/m	dB	dB	cm	deg																																																																																									
1	2484.88	57.73	74.00	-16.27	41.19	32.13	9.05	30.64	6.00	100	180	PEAK																																																																																							
	Limit	Read	Ant	Cable	Preamp	Aux	APos	TPos	Remark																																																																																										
Freq	Level	Line	Margin	Level	Factor	Loss	Factor	Factor																																																																																											
	MHz	dBuV/m	dBuV/m	dB	dBuV	dB/m	dB	dB	cm	deg																																																																																									
1	2480.00	99.58	-----	-----	83.08	32.12	9.04	30.66	6.00	100	180	PEAK																																																																																							
Avg																																																																																																			
	<table><thead><tr><th></th><th>Limit</th><th>Read</th><th>Ant</th><th>Cable</th><th>Preamp</th><th>Aux</th><th>APos</th><th>TPos</th><th>Remark</th></tr><tr><th>Freq</th><th>Level</th><th>Line</th><th>Margin</th><th>Level</th><th>Factor</th><th>Loss</th><th>Factor</th><th>Factor</th><th></th></tr><tr><th></th><th>MHz</th><th>dBuV/m</th><th>dBuV/m</th><th>dB</th><th>dBuV</th><th>dB/m</th><th>dB</th><th>dB</th><th>cm</th><th>deg</th></tr></thead><tbody><tr><td>1</td><td>2483.56</td><td>47.27</td><td>54.00</td><td>-6.73</td><td>30.74</td><td>32.13</td><td>9.05</td><td>30.65</td><td>6.00</td><td>100</td><td>180</td><td>AVERAGE</td></tr></tbody></table>							Limit	Read	Ant	Cable	Preamp	Aux	APos	TPos	Remark	Freq	Level	Line	Margin	Level	Factor	Loss	Factor	Factor			MHz	dBuV/m	dBuV/m	dB	dBuV	dB/m	dB	dB	cm	deg	1	2483.56	47.27	54.00	-6.73	30.74	32.13	9.05	30.65	6.00	100	180	AVERAGE	<table><thead><tr><th></th><th>Limit</th><th>Read</th><th>Ant</th><th>Cable</th><th>Preamp</th><th>Aux</th><th>APos</th><th>TPos</th><th>Remark</th></tr><tr><th>Freq</th><th>Level</th><th>Line</th><th>Margin</th><th>Level</th><th>Factor</th><th>Loss</th><th>Factor</th><th>Factor</th><th></th></tr><tr><th></th><th>MHz</th><th>dBuV/m</th><th>dBuV/m</th><th>dB</th><th>dBuV</th><th>dB/m</th><th>dB</th><th>dB</th><th>cm</th><th>deg</th></tr></thead><tbody><tr><td>1</td><td>2480.00</td><td>98.75</td><td>-----</td><td>-----</td><td>82.25</td><td>32.12</td><td>9.04</td><td>30.66</td><td>6.00</td><td>100</td><td>180</td><td>AVERAGE</td></tr></tbody></table>							Limit	Read	Ant	Cable	Preamp	Aux	APos	TPos	Remark	Freq	Level	Line	Margin	Level	Factor	Loss	Factor	Factor			MHz	dBuV/m	dBuV/m	dB	dBuV	dB/m	dB	dB	cm	deg	1	2480.00	98.75	-----	-----	82.25	32.12	9.04	30.66	6.00	100	180
	Limit	Read	Ant	Cable	Preamp	Aux	APos	TPos	Remark																																																																																										
Freq	Level	Line	Margin	Level	Factor	Loss	Factor	Factor																																																																																											
	MHz	dBuV/m	dBuV/m	dB	dBuV	dB/m	dB	dB	cm	deg																																																																																									
1	2483.56	47.27	54.00	-6.73	30.74	32.13	9.05	30.65	6.00	100	180	AVERAGE																																																																																							
	Limit	Read	Ant	Cable	Preamp	Aux	APos	TPos	Remark																																																																																										
Freq	Level	Line	Margin	Level	Factor	Loss	Factor	Factor																																																																																											
	MHz	dBuV/m	dBuV/m	dB	dBuV	dB/m	dB	dB	cm	deg																																																																																									
1	2480.00	98.75	-----	-----	82.25	32.12	9.04	30.66	6.00	100	180	AVERAGE																																																																																							



Mode	3																																																																																																		
	Band Edge																																																																																																		
	2400-2483.5_Bluetooth-LE_CH39_2480MHz																																																																																																		
Pol.	Vertical						Fundamental																																																																																												
Peak																																																																																																			
	<table><thead><tr><th></th><th>Limit</th><th>Read</th><th>Ant</th><th>Cable</th><th>Preamp</th><th>Aux</th><th>APos</th><th>TPos</th><th>Remark</th></tr><tr><th>Freq</th><th>Level</th><th>Line</th><th>Margin</th><th>Level</th><th>Factor</th><th>Loss</th><th>Factor</th><th>Factor</th><th></th></tr><tr><th></th><th>MHz</th><th>dBuV/m</th><th>dBuV/m</th><th>dB</th><th>dBuV</th><th>dB/m</th><th>dB</th><th>dB</th><th>cm</th><th>deg</th></tr></thead><tbody><tr><td>1</td><td>2483.74</td><td>57.66</td><td>74.00</td><td>-16.34</td><td>41.13</td><td>32.13</td><td>9.05</td><td>30.65</td><td>6.00</td><td>300</td><td>110</td><td>PEAK</td></tr></tbody></table>							Limit	Read	Ant	Cable	Preamp	Aux	APos	TPos	Remark	Freq	Level	Line	Margin	Level	Factor	Loss	Factor	Factor			MHz	dBuV/m	dBuV/m	dB	dBuV	dB/m	dB	dB	cm	deg	1	2483.74	57.66	74.00	-16.34	41.13	32.13	9.05	30.65	6.00	300	110	PEAK	<table><thead><tr><th></th><th>Limit</th><th>Read</th><th>Ant</th><th>Cable</th><th>Preamp</th><th>Aux</th><th>APos</th><th>TPos</th><th>Remark</th></tr><tr><th>Freq</th><th>Level</th><th>Line</th><th>Margin</th><th>Level</th><th>Factor</th><th>Loss</th><th>Factor</th><th>Factor</th><th></th></tr><tr><th></th><th>MHz</th><th>dBuV/m</th><th>dBuV/m</th><th>dB</th><th>dBuV</th><th>dB/m</th><th>dB</th><th>dB</th><th>cm</th><th>deg</th></tr></thead><tbody><tr><td>1</td><td>2480.00</td><td>101.01</td><td>-----</td><td>-----</td><td>84.51</td><td>32.12</td><td>9.04</td><td>30.66</td><td>6.00</td><td>300</td><td>110</td><td>PEAK</td></tr></tbody></table>							Limit	Read	Ant	Cable	Preamp	Aux	APos	TPos	Remark	Freq	Level	Line	Margin	Level	Factor	Loss	Factor	Factor			MHz	dBuV/m	dBuV/m	dB	dBuV	dB/m	dB	dB	cm	deg	1	2480.00	101.01	-----	-----	84.51	32.12	9.04	30.66	6.00	300	110
	Limit	Read	Ant	Cable	Preamp	Aux	APos	TPos	Remark																																																																																										
Freq	Level	Line	Margin	Level	Factor	Loss	Factor	Factor																																																																																											
	MHz	dBuV/m	dBuV/m	dB	dBuV	dB/m	dB	dB	cm	deg																																																																																									
1	2483.74	57.66	74.00	-16.34	41.13	32.13	9.05	30.65	6.00	300	110	PEAK																																																																																							
	Limit	Read	Ant	Cable	Preamp	Aux	APos	TPos	Remark																																																																																										
Freq	Level	Line	Margin	Level	Factor	Loss	Factor	Factor																																																																																											
	MHz	dBuV/m	dBuV/m	dB	dBuV	dB/m	dB	dB	cm	deg																																																																																									
1	2480.00	101.01	-----	-----	84.51	32.12	9.04	30.66	6.00	300	110	PEAK																																																																																							
Avg																																																																																																			
	<table><thead><tr><th></th><th>Limit</th><th>Read</th><th>Ant</th><th>Cable</th><th>Preamp</th><th>Aux</th><th>APos</th><th>TPos</th><th>Remark</th></tr><tr><th>Freq</th><th>Level</th><th>Line</th><th>Margin</th><th>Level</th><th>Factor</th><th>Loss</th><th>Factor</th><th>Factor</th><th></th></tr><tr><th></th><th>MHz</th><th>dBuV/m</th><th>dBuV/m</th><th>dB</th><th>dBuV</th><th>dB/m</th><th>dB</th><th>dB</th><th>cm</th><th>deg</th></tr></thead><tbody><tr><td>1</td><td>2483.50</td><td>48.00</td><td>54.00</td><td>-6.00</td><td>31.47</td><td>32.13</td><td>9.05</td><td>30.65</td><td>6.00</td><td>300</td><td>110</td><td>AVERAGE</td></tr></tbody></table>							Limit	Read	Ant	Cable	Preamp	Aux	APos	TPos	Remark	Freq	Level	Line	Margin	Level	Factor	Loss	Factor	Factor			MHz	dBuV/m	dBuV/m	dB	dBuV	dB/m	dB	dB	cm	deg	1	2483.50	48.00	54.00	-6.00	31.47	32.13	9.05	30.65	6.00	300	110	AVERAGE	<table><thead><tr><th></th><th>Limit</th><th>Read</th><th>Ant</th><th>Cable</th><th>Preamp</th><th>Aux</th><th>APos</th><th>TPos</th><th>Remark</th></tr><tr><th>Freq</th><th>Level</th><th>Line</th><th>Margin</th><th>Level</th><th>Factor</th><th>Loss</th><th>Factor</th><th>Factor</th><th></th></tr><tr><th></th><th>MHz</th><th>dBuV/m</th><th>dBuV/m</th><th>dB</th><th>dBuV</th><th>dB/m</th><th>dB</th><th>dB</th><th>cm</th><th>deg</th></tr></thead><tbody><tr><td>1</td><td>2480.00</td><td>100.22</td><td>-----</td><td>-----</td><td>83.72</td><td>32.12</td><td>9.04</td><td>30.66</td><td>6.00</td><td>300</td><td>110</td><td>AVERAGE</td></tr></tbody></table>							Limit	Read	Ant	Cable	Preamp	Aux	APos	TPos	Remark	Freq	Level	Line	Margin	Level	Factor	Loss	Factor	Factor			MHz	dBuV/m	dBuV/m	dB	dBuV	dB/m	dB	dB	cm	deg	1	2480.00	100.22	-----	-----	83.72	32.12	9.04	30.66	6.00	300	110
	Limit	Read	Ant	Cable	Preamp	Aux	APos	TPos	Remark																																																																																										
Freq	Level	Line	Margin	Level	Factor	Loss	Factor	Factor																																																																																											
	MHz	dBuV/m	dBuV/m	dB	dBuV	dB/m	dB	dB	cm	deg																																																																																									
1	2483.50	48.00	54.00	-6.00	31.47	32.13	9.05	30.65	6.00	300	110	AVERAGE																																																																																							
	Limit	Read	Ant	Cable	Preamp	Aux	APos	TPos	Remark																																																																																										
Freq	Level	Line	Margin	Level	Factor	Loss	Factor	Factor																																																																																											
	MHz	dBuV/m	dBuV/m	dB	dBuV	dB/m	dB	dB	cm	deg																																																																																									
1	2480.00	100.22	-----	-----	83.72	32.12	9.04	30.66	6.00	300	110	AVERAGE																																																																																							

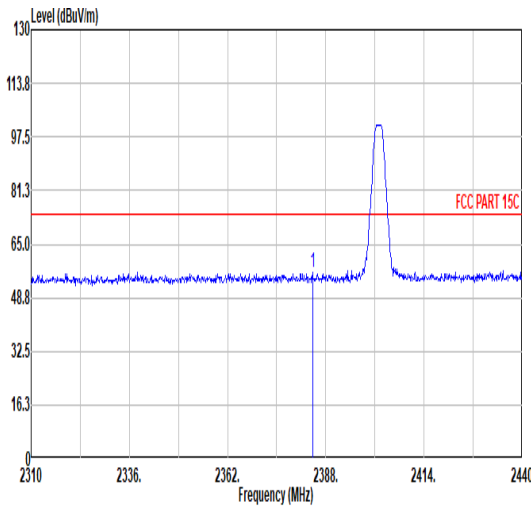
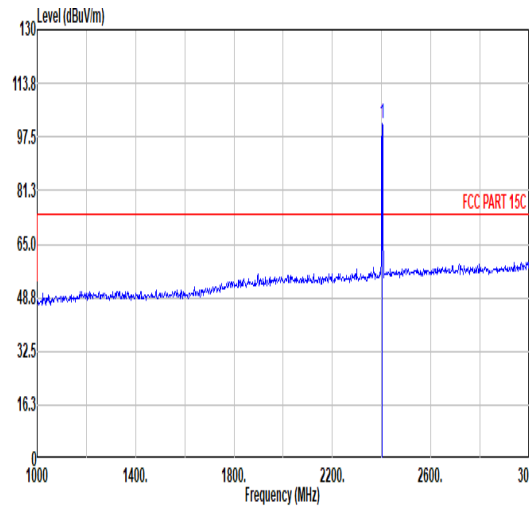
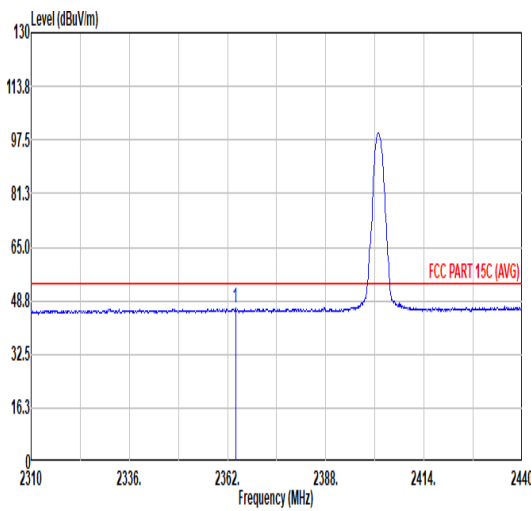
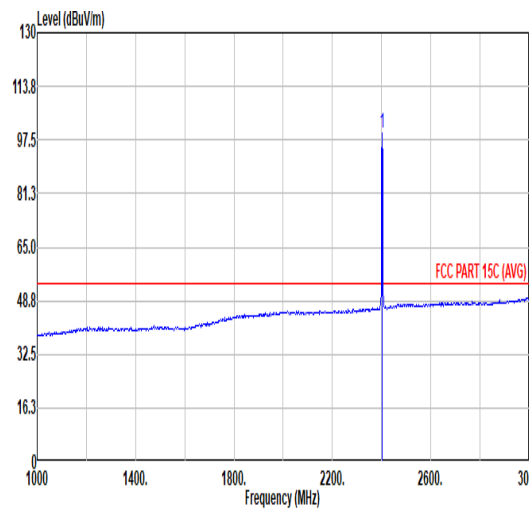


Mode	3																																																																																																																																									
	Harmonic																																																																																																																																									
	2400-2483.5_Bluetooth-LE _CH39_2480MHz																																																																																																																																									
Pol.	Horizontal						Vertical																																																																																																																																			
Peak Avg																																																																																																																																										
	<table><tr><th></th><th>Limit</th><th>Read</th><th>Ant</th><th>Cable</th><th>Preamp</th><th>Aux</th><th>APos</th><th>TPos</th><th>Remark</th></tr><tr><th>Freq</th><th>Level</th><th>Line</th><th>Margin</th><th>Level</th><th>Factor</th><th>Loss</th><th>Factor</th><th>Factor</th><th></th></tr><tr><th></th><th>MHz</th><th>dBuV/m</th><th>dBuV/m</th><th>dB</th><th>dBuV</th><th>dB/m</th><th>dB</th><th>dB</th><th>cm</th><th>deg</th></tr><tr><td>1</td><td>4960.00</td><td>50.45</td><td>74.00</td><td>-23.55</td><td>69.53</td><td>34.10</td><td>12.27</td><td>65.45</td><td>0.00</td><td>100</td><td>152 PEAK</td></tr><tr><td>2</td><td>4960.00</td><td>47.37</td><td>54.00</td><td>-6.63</td><td>66.45</td><td>34.10</td><td>12.27</td><td>65.45</td><td>0.00</td><td>100</td><td>152 AVERAGE</td></tr><tr><td>3</td><td>7440.00</td><td>45.26</td><td>74.00</td><td>-28.74</td><td>59.87</td><td>35.00</td><td>14.92</td><td>65.33</td><td>0.00</td><td>---</td><td>---</td><td>PEAK</td></tr></table>							Limit	Read	Ant	Cable	Preamp	Aux	APos	TPos	Remark	Freq	Level	Line	Margin	Level	Factor	Loss	Factor	Factor			MHz	dBuV/m	dBuV/m	dB	dBuV	dB/m	dB	dB	cm	deg	1	4960.00	50.45	74.00	-23.55	69.53	34.10	12.27	65.45	0.00	100	152 PEAK	2	4960.00	47.37	54.00	-6.63	66.45	34.10	12.27	65.45	0.00	100	152 AVERAGE	3	7440.00	45.26	74.00	-28.74	59.87	35.00	14.92	65.33	0.00	---	---	PEAK	<table><tr><th></th><th>Limit</th><th>Read</th><th>Ant</th><th>Cable</th><th>Preamp</th><th>Aux</th><th>APos</th><th>TPos</th><th>Remark</th></tr><tr><th>Freq</th><th>Level</th><th>Line</th><th>Margin</th><th>Level</th><th>Factor</th><th>Loss</th><th>Factor</th><th>Factor</th><th></th></tr><tr><th></th><th>MHz</th><th>dBuV/m</th><th>dBuV/m</th><th>dB</th><th>dBuV</th><th>dB/m</th><th>dB</th><th>dB</th><th>dB</th><th>cm</th><th>deg</th></tr><tr><td>1</td><td>4960.00</td><td>44.16</td><td>74.00</td><td>-29.84</td><td>63.24</td><td>34.10</td><td>12.27</td><td>65.45</td><td>0.00</td><td>---</td><td>---</td><td>PEAK</td></tr><tr><td>2</td><td>7440.00</td><td>43.38</td><td>74.00</td><td>-30.62</td><td>57.99</td><td>35.00</td><td>14.92</td><td>65.33</td><td>0.00</td><td>---</td><td>---</td><td>PEAK</td></tr></table>							Limit	Read	Ant	Cable	Preamp	Aux	APos	TPos	Remark	Freq	Level	Line	Margin	Level	Factor	Loss	Factor	Factor			MHz	dBuV/m	dBuV/m	dB	dBuV	dB/m	dB	dB	dB	cm	deg	1	4960.00	44.16	74.00	-29.84	63.24	34.10	12.27	65.45	0.00	---	---	PEAK	2	7440.00	43.38	74.00	-30.62	57.99	35.00	14.92	65.33	0.00	---	---	PEAK
		Limit	Read	Ant	Cable	Preamp	Aux	APos	TPos	Remark																																																																																																																																
	Freq	Level	Line	Margin	Level	Factor	Loss	Factor	Factor																																																																																																																																	
	MHz	dBuV/m	dBuV/m	dB	dBuV	dB/m	dB	dB	cm	deg																																																																																																																																
1	4960.00	50.45	74.00	-23.55	69.53	34.10	12.27	65.45	0.00	100	152 PEAK																																																																																																																															
2	4960.00	47.37	54.00	-6.63	66.45	34.10	12.27	65.45	0.00	100	152 AVERAGE																																																																																																																															
3	7440.00	45.26	74.00	-28.74	59.87	35.00	14.92	65.33	0.00	---	---	PEAK																																																																																																																														
	Limit	Read	Ant	Cable	Preamp	Aux	APos	TPos	Remark																																																																																																																																	
Freq	Level	Line	Margin	Level	Factor	Loss	Factor	Factor																																																																																																																																		
	MHz	dBuV/m	dBuV/m	dB	dBuV	dB/m	dB	dB	dB	cm	deg																																																																																																																															
1	4960.00	44.16	74.00	-29.84	63.24	34.10	12.27	65.45	0.00	---	---	PEAK																																																																																																																														
2	7440.00	43.38	74.00	-30.62	57.99	35.00	14.92	65.33	0.00	---	---	PEAK																																																																																																																														



Mode	4																																																					
	Band Edge																																																					
	2400-2483.5_Bluetooth-LE_CH00_2402MHz																																																					
Pol.	Horizontal																																																					
Peak	<table><tr><th></th><th>Limit</th><th>Read</th><th>Ant</th><th>Cable</th><th>Preamp</th><th>Aux</th><th>APos</th><th>TPos</th><th>Remark</th></tr><tr><th>Freq</th><th>Level</th><th>Line</th><th>Margin</th><th>Level</th><th>Factor</th><th>Loss</th><th>Factor</th><th>Factor</th><th></th></tr><tr><th></th><th>MHz</th><th>dBuV/m</th><th>dBuV/m</th><th>dB</th><th>dBuV</th><th>dB/m</th><th>dB</th><th>dB</th><th>cm</th><th>deg</th></tr><tr><td>1</td><td>2320.79</td><td>56.56</td><td>74.00</td><td>-17.44</td><td>41.11</td><td>31.83</td><td>8.56</td><td>30.94</td><td>6.00</td><td>144</td><td>55 PEAK</td></tr></table>												Limit	Read	Ant	Cable	Preamp	Aux	APos	TPos	Remark	Freq	Level	Line	Margin	Level	Factor	Loss	Factor	Factor			MHz	dBuV/m	dBuV/m	dB	dBuV	dB/m	dB	dB	cm	deg	1	2320.79	56.56	74.00	-17.44	41.11	31.83	8.56	30.94	6.00	144	55 PEAK
		Limit	Read	Ant	Cable	Preamp	Aux	APos	TPos	Remark																																												
	Freq	Level	Line	Margin	Level	Factor	Loss	Factor	Factor																																													
	MHz	dBuV/m	dBuV/m	dB	dBuV	dB/m	dB	dB	cm	deg																																												
1	2320.79	56.56	74.00	-17.44	41.11	31.83	8.56	30.94	6.00	144	55 PEAK																																											
Fundamental	<table><tr><th></th><th>Limit</th><th>Read</th><th>Ant</th><th>Cable</th><th>Preamp</th><th>Aux</th><th>APos</th><th>TPos</th><th>Remark</th></tr><tr><th>Freq</th><th>Level</th><th>Line</th><th>Margin</th><th>Level</th><th>Factor</th><th>Loss</th><th>Factor</th><th>Factor</th><th></th></tr><tr><th></th><th>MHz</th><th>dBuV/m</th><th>dBuV/m</th><th>dB</th><th>dBuV</th><th>dB/m</th><th>dB</th><th>dB</th><th>cm</th><th>deg</th></tr><tr><td>1</td><td>2402.00</td><td>101.55</td><td>-----</td><td>-----</td><td>85.61</td><td>32.00</td><td>8.81</td><td>30.87</td><td>6.00</td><td>144</td><td>55 PEAK</td></tr></table>												Limit	Read	Ant	Cable	Preamp	Aux	APos	TPos	Remark	Freq	Level	Line	Margin	Level	Factor	Loss	Factor	Factor			MHz	dBuV/m	dBuV/m	dB	dBuV	dB/m	dB	dB	cm	deg	1	2402.00	101.55	-----	-----	85.61	32.00	8.81	30.87	6.00	144	55 PEAK
		Limit	Read	Ant	Cable	Preamp	Aux	APos	TPos	Remark																																												
	Freq	Level	Line	Margin	Level	Factor	Loss	Factor	Factor																																													
	MHz	dBuV/m	dBuV/m	dB	dBuV	dB/m	dB	dB	cm	deg																																												
1	2402.00	101.55	-----	-----	85.61	32.00	8.81	30.87	6.00	144	55 PEAK																																											
Avg	<table><tr><th></th><th>Limit</th><th>Read</th><th>Ant</th><th>Cable</th><th>Preamp</th><th>Aux</th><th>APos</th><th>TPos</th><th>Remark</th></tr><tr><th>Freq</th><th>Level</th><th>Line</th><th>Margin</th><th>Level</th><th>Factor</th><th>Loss</th><th>Factor</th><th>Factor</th><th></th></tr><tr><th></th><th>MHz</th><th>dBuV/m</th><th>dBuV/m</th><th>dB</th><th>dBuV</th><th>dB/m</th><th>dB</th><th>dB</th><th>cm</th><th>deg</th></tr><tr><td>1</td><td>2383.19</td><td>46.65</td><td>54.00</td><td>-7.35</td><td>30.83</td><td>31.96</td><td>8.75</td><td>30.89</td><td>6.00</td><td>144</td><td>55 AVERAGE</td></tr></table>												Limit	Read	Ant	Cable	Preamp	Aux	APos	TPos	Remark	Freq	Level	Line	Margin	Level	Factor	Loss	Factor	Factor			MHz	dBuV/m	dBuV/m	dB	dBuV	dB/m	dB	dB	cm	deg	1	2383.19	46.65	54.00	-7.35	30.83	31.96	8.75	30.89	6.00	144	55 AVERAGE
		Limit	Read	Ant	Cable	Preamp	Aux	APos	TPos	Remark																																												
	Freq	Level	Line	Margin	Level	Factor	Loss	Factor	Factor																																													
	MHz	dBuV/m	dBuV/m	dB	dBuV	dB/m	dB	dB	cm	deg																																												
1	2383.19	46.65	54.00	-7.35	30.83	31.96	8.75	30.89	6.00	144	55 AVERAGE																																											
Avg	<table><tr><th></th><th>Limit</th><th>Read</th><th>Ant</th><th>Cable</th><th>Preamp</th><th>Aux</th><th>APos</th><th>TPos</th><th>Remark</th></tr><tr><th>Freq</th><th>Level</th><th>Line</th><th>Margin</th><th>Level</th><th>Factor</th><th>Loss</th><th>Factor</th><th>Factor</th><th></th></tr><tr><th></th><th>MHz</th><th>dBuV/m</th><th>dBuV/m</th><th>dB</th><th>dBuV</th><th>dB/m</th><th>dB</th><th>dB</th><th>cm</th><th>deg</th></tr><tr><td>1</td><td>2402.00</td><td>99.41</td><td>-----</td><td>-----</td><td>83.47</td><td>32.00</td><td>8.81</td><td>30.87</td><td>6.00</td><td>144</td><td>55 AVERAGE</td></tr></table>												Limit	Read	Ant	Cable	Preamp	Aux	APos	TPos	Remark	Freq	Level	Line	Margin	Level	Factor	Loss	Factor	Factor			MHz	dBuV/m	dBuV/m	dB	dBuV	dB/m	dB	dB	cm	deg	1	2402.00	99.41	-----	-----	83.47	32.00	8.81	30.87	6.00	144	55 AVERAGE
		Limit	Read	Ant	Cable	Preamp	Aux	APos	TPos	Remark																																												
	Freq	Level	Line	Margin	Level	Factor	Loss	Factor	Factor																																													
	MHz	dBuV/m	dBuV/m	dB	dBuV	dB/m	dB	dB	cm	deg																																												
1	2402.00	99.41	-----	-----	83.47	32.00	8.81	30.87	6.00	144	55 AVERAGE																																											

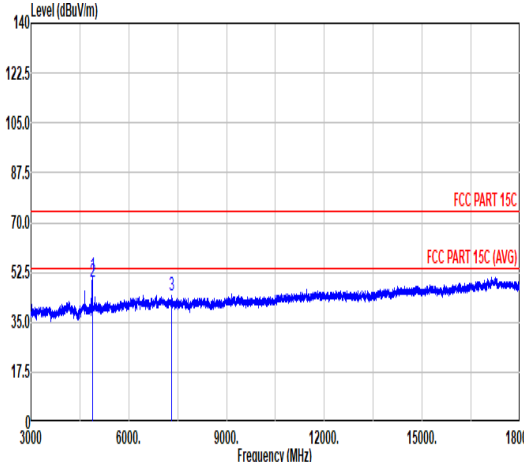
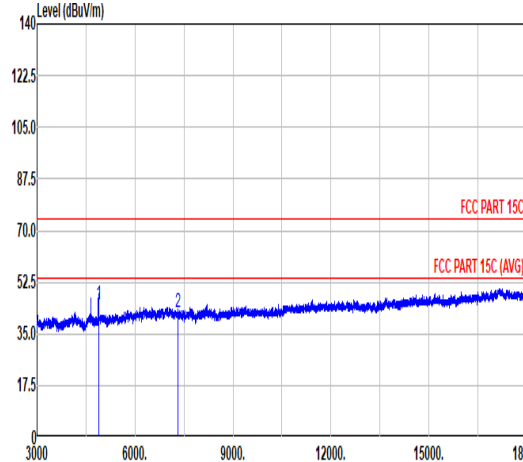


Mode	4																																																					
	Band Edge																																																					
	2400-2483.5_Bluetooth-LE_CH00_2402MHz																																																					
Pol.	Vertical																																																					
Peak																																																						
	<table><tr><th></th><th>Limit</th><th>Read</th><th>Ant</th><th>Cable</th><th>Preamp</th><th>Aux</th><th>APos</th><th>TPos</th><th colspan="2">Remark</th></tr><tr><th>Freq</th><th>Level</th><th>Line</th><th>Margin</th><th>Level</th><th>Factor</th><th>Loss</th><th>Factor</th><th>Factor</th><th></th><th></th></tr><tr><th></th><th>MHz</th><th>dBuV/m</th><th>dBuV/m</th><th>dB</th><th>dBuV</th><th>dB/m</th><th>dB</th><th>dB</th><th>cm</th><th>deg</th></tr><tr><td>1</td><td>2384.49</td><td>56.46</td><td>74.00</td><td>-17.54</td><td>40.63</td><td>31.97</td><td>8.75</td><td>30.89</td><td>6.00</td><td>295 53 PEAK</td></tr></table>												Limit	Read	Ant	Cable	Preamp	Aux	APos	TPos	Remark		Freq	Level	Line	Margin	Level	Factor	Loss	Factor	Factor				MHz	dBuV/m	dBuV/m	dB	dBuV	dB/m	dB	dB	cm	deg	1	2384.49	56.46	74.00	-17.54	40.63	31.97	8.75	30.89	6.00
	Limit	Read	Ant	Cable	Preamp	Aux	APos	TPos	Remark																																													
Freq	Level	Line	Margin	Level	Factor	Loss	Factor	Factor																																														
	MHz	dBuV/m	dBuV/m	dB	dBuV	dB/m	dB	dB	cm	deg																																												
1	2384.49	56.46	74.00	-17.54	40.63	31.97	8.75	30.89	6.00	295 53 PEAK																																												
Fundamental																																																						
	<table><tr><th></th><th>Limit</th><th>Read</th><th>Ant</th><th>Cable</th><th>Preamp</th><th>Aux</th><th>APos</th><th>TPos</th><th colspan="2">Remark</th></tr><tr><th>Freq</th><th>Level</th><th>Line</th><th>Margin</th><th>Level</th><th>Factor</th><th>Loss</th><th>Factor</th><th>Factor</th><th></th><th></th></tr><tr><th></th><th>MHz</th><th>dBuV/m</th><th>dBuV/m</th><th>dB</th><th>dBuV</th><th>dB/m</th><th>dB</th><th>dB</th><th>cm</th><th>deg</th></tr><tr><td>1</td><td>2402.00</td><td>101.37</td><td>-----</td><td>-----</td><td>85.43</td><td>32.00</td><td>8.81</td><td>30.87</td><td>6.00</td><td>295 53 PEAK</td></tr></table>												Limit	Read	Ant	Cable	Preamp	Aux	APos	TPos	Remark		Freq	Level	Line	Margin	Level	Factor	Loss	Factor	Factor				MHz	dBuV/m	dBuV/m	dB	dBuV	dB/m	dB	dB	cm	deg	1	2402.00	101.37	-----	-----	85.43	32.00	8.81	30.87	6.00
	Limit	Read	Ant	Cable	Preamp	Aux	APos	TPos	Remark																																													
Freq	Level	Line	Margin	Level	Factor	Loss	Factor	Factor																																														
	MHz	dBuV/m	dBuV/m	dB	dBuV	dB/m	dB	dB	cm	deg																																												
1	2402.00	101.37	-----	-----	85.43	32.00	8.81	30.87	6.00	295 53 PEAK																																												
Avg																																																						
	<table><tr><th></th><th>Limit</th><th>Read</th><th>Ant</th><th>Cable</th><th>Preamp</th><th>Aux</th><th>APos</th><th>TPos</th><th colspan="2">Remark</th></tr><tr><th>Freq</th><th>Level</th><th>Line</th><th>Margin</th><th>Level</th><th>Factor</th><th>Loss</th><th>Factor</th><th>Factor</th><th></th><th></th></tr><tr><th></th><th>MHz</th><th>dBuV/m</th><th>dBuV/m</th><th>dB</th><th>dBuV</th><th>dB/m</th><th>dB</th><th>dB</th><th>cm</th><th>deg</th></tr><tr><td>1</td><td>2384.08</td><td>46.74</td><td>54.00</td><td>-7.26</td><td>31.04</td><td>31.92</td><td>8.69</td><td>30.91</td><td>6.00</td><td>295 53 AVERAGE</td></tr></table>												Limit	Read	Ant	Cable	Preamp	Aux	APos	TPos	Remark		Freq	Level	Line	Margin	Level	Factor	Loss	Factor	Factor				MHz	dBuV/m	dBuV/m	dB	dBuV	dB/m	dB	dB	cm	deg	1	2384.08	46.74	54.00	-7.26	31.04	31.92	8.69	30.91	6.00
	Limit	Read	Ant	Cable	Preamp	Aux	APos	TPos	Remark																																													
Freq	Level	Line	Margin	Level	Factor	Loss	Factor	Factor																																														
	MHz	dBuV/m	dBuV/m	dB	dBuV	dB/m	dB	dB	cm	deg																																												
1	2384.08	46.74	54.00	-7.26	31.04	31.92	8.69	30.91	6.00	295 53 AVERAGE																																												
Avg																																																						
	<table><tr><th></th><th>Limit</th><th>Read</th><th>Ant</th><th>Cable</th><th>Preamp</th><th>Aux</th><th>APos</th><th>TPos</th><th colspan="2">Remark</th></tr><tr><th>Freq</th><th>Level</th><th>Line</th><th>Margin</th><th>Level</th><th>Factor</th><th>Loss</th><th>Factor</th><th>Factor</th><th></th><th></th></tr><tr><th></th><th>MHz</th><th>dBuV/m</th><th>dBuV/m</th><th>dB</th><th>dBuV</th><th>dB/m</th><th>dB</th><th>dB</th><th>cm</th><th>deg</th></tr><tr><td>1</td><td>2402.00</td><td>99.50</td><td>-----</td><td>-----</td><td>83.56</td><td>32.00</td><td>8.81</td><td>30.87</td><td>6.00</td><td>295 53 AVERAGE</td></tr></table>												Limit	Read	Ant	Cable	Preamp	Aux	APos	TPos	Remark		Freq	Level	Line	Margin	Level	Factor	Loss	Factor	Factor				MHz	dBuV/m	dBuV/m	dB	dBuV	dB/m	dB	dB	cm	deg	1	2402.00	99.50	-----	-----	83.56	32.00	8.81	30.87	6.00
	Limit	Read	Ant	Cable	Preamp	Aux	APos	TPos	Remark																																													
Freq	Level	Line	Margin	Level	Factor	Loss	Factor	Factor																																														
	MHz	dBuV/m	dBuV/m	dB	dBuV	dB/m	dB	dB	cm	deg																																												
1	2402.00	99.50	-----	-----	83.56	32.00	8.81	30.87	6.00	295 53 AVERAGE																																												

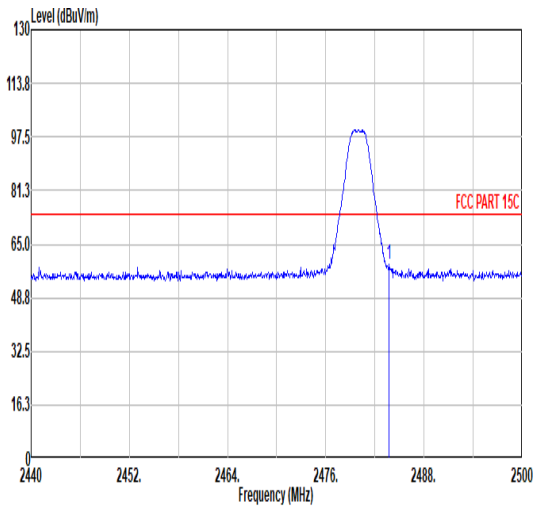
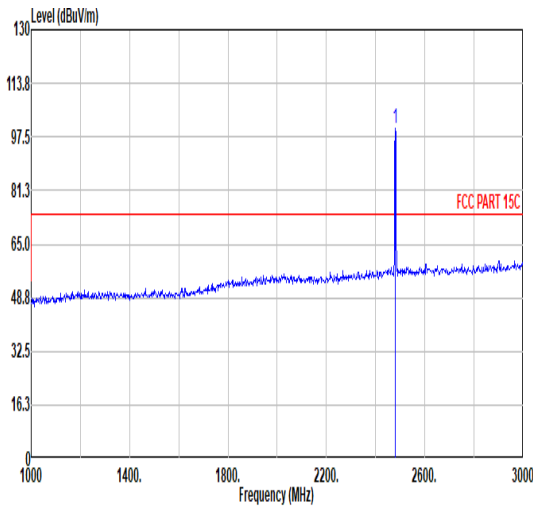
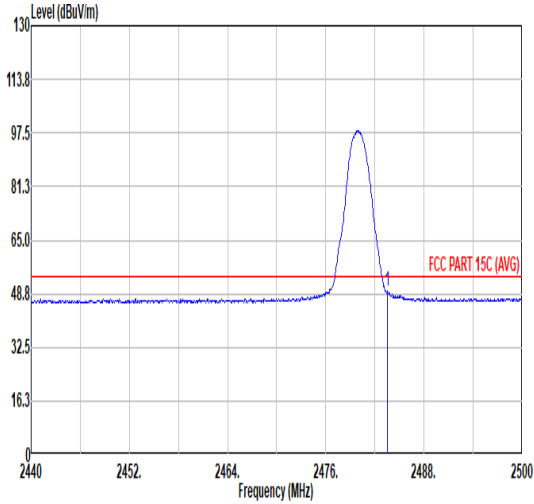
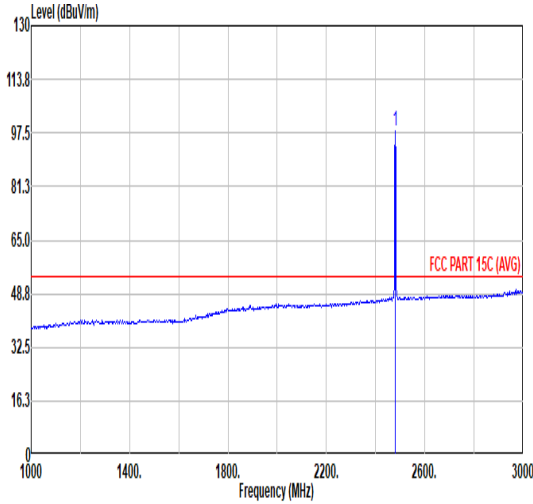


Mode	4																																																																																							
	Harmonic																																																																																							
	2400-2483.5_Bluetooth-LE _CH00_2402MHz																																																																																							
Pol.	Horizontal																																																																																							
Peak Avg	<p>Level (dBuV/m)</p> <p>Frequency (MHz)</p> <p>FCC PART 15C</p> <p>FCC PART 15C (AVG)</p>																																																																																							
	<table><tr><th></th><th>Limit</th><th>Read</th><th>Ant</th><th>Cable</th><th>Preamp</th><th>Aux</th><th>APos</th><th>TPos</th><th colspan="2"></th></tr><tr><th>Freq</th><th>Level</th><th>Line Margin</th><th>Level Factor</th><th>Loss Factor</th><th>Factor</th><th>Factor</th><th></th><th></th><th>cm</th><th>deg</th></tr><tr><th>MHz</th><th>dBuV/m</th><th>dBuV/m</th><th>dB</th><th>dBuV</th><th>dB/m</th><th>dB</th><th>dB</th><th>dB</th><th></th><th></th></tr><tr><td>1</td><td>4804.00</td><td>52.10</td><td>74.00</td><td>-21.90</td><td>70.88</td><td>34.10</td><td>12.55</td><td>65.43</td><td>0.00</td><td>140</td></tr><tr><td>2</td><td>4804.00</td><td>49.71</td><td>54.00</td><td>-4.29</td><td>68.48</td><td>34.10</td><td>12.56</td><td>65.43</td><td>0.00</td><td>146</td></tr><tr><td></td><td></td><td></td><td></td><td></td><td></td><td></td><td></td><td></td><td></td><td>PEAK</td></tr><tr><td></td><td></td><td></td><td></td><td></td><td></td><td></td><td></td><td></td><td></td><td>AVERAGE</td></tr></table>												Limit	Read	Ant	Cable	Preamp	Aux	APos	TPos			Freq	Level	Line Margin	Level Factor	Loss Factor	Factor	Factor			cm	deg	MHz	dBuV/m	dBuV/m	dB	dBuV	dB/m	dB	dB	dB			1	4804.00	52.10	74.00	-21.90	70.88	34.10	12.55	65.43	0.00	140	2	4804.00	49.71	54.00	-4.29	68.48	34.10	12.56	65.43	0.00	146											PEAK											AVERAGE
		Limit	Read	Ant	Cable	Preamp	Aux	APos	TPos																																																																															
Freq	Level	Line Margin	Level Factor	Loss Factor	Factor	Factor			cm	deg																																																																														
MHz	dBuV/m	dBuV/m	dB	dBuV	dB/m	dB	dB	dB																																																																																
1	4804.00	52.10	74.00	-21.90	70.88	34.10	12.55	65.43	0.00	140																																																																														
2	4804.00	49.71	54.00	-4.29	68.48	34.10	12.56	65.43	0.00	146																																																																														
										PEAK																																																																														
										AVERAGE																																																																														
	<table><tr><th></th><th>Limit</th><th>Read</th><th>Ant</th><th>Cable</th><th>Preamp</th><th>Aux</th><th>APos</th><th>TPos</th><th colspan="2"></th></tr><tr><th>Freq</th><th>Level</th><th>Line Margin</th><th>Level Factor</th><th>Loss Factor</th><th>Factor</th><th>Factor</th><th></th><th></th><th>cm</th><th>deg</th></tr><tr><th>MHz</th><th>dBuV/m</th><th>dBuV/m</th><th>dB</th><th>dBuV</th><th>dB/m</th><th>dB</th><th>dB</th><th>dB</th><th></th><th></th></tr><tr><td>1</td><td>4804.00</td><td>51.25</td><td>74.00</td><td>-22.75</td><td>70.03</td><td>34.10</td><td>12.55</td><td>65.43</td><td>0.00</td><td>200</td></tr><tr><td>2</td><td>4804.00</td><td>48.82</td><td>54.00</td><td>-5.18</td><td>67.59</td><td>34.10</td><td>12.56</td><td>65.43</td><td>0.00</td><td>200</td></tr><tr><td></td><td></td><td></td><td></td><td></td><td></td><td></td><td></td><td></td><td></td><td>PEAK</td></tr><tr><td></td><td></td><td></td><td></td><td></td><td></td><td></td><td></td><td></td><td></td><td>AVERAGE</td></tr></table>												Limit	Read	Ant	Cable	Preamp	Aux	APos	TPos			Freq	Level	Line Margin	Level Factor	Loss Factor	Factor	Factor			cm	deg	MHz	dBuV/m	dBuV/m	dB	dBuV	dB/m	dB	dB	dB			1	4804.00	51.25	74.00	-22.75	70.03	34.10	12.55	65.43	0.00	200	2	4804.00	48.82	54.00	-5.18	67.59	34.10	12.56	65.43	0.00	200											PEAK											AVERAGE
	Limit	Read	Ant	Cable	Preamp	Aux	APos	TPos																																																																																
Freq	Level	Line Margin	Level Factor	Loss Factor	Factor	Factor			cm	deg																																																																														
MHz	dBuV/m	dBuV/m	dB	dBuV	dB/m	dB	dB	dB																																																																																
1	4804.00	51.25	74.00	-22.75	70.03	34.10	12.55	65.43	0.00	200																																																																														
2	4804.00	48.82	54.00	-5.18	67.59	34.10	12.56	65.43	0.00	200																																																																														
										PEAK																																																																														
										AVERAGE																																																																														



Mode	5																																																																																	
	Harmonic																																																																																	
	2400-2483.5_Bluetooth-LE _CH19_2440MHz																																																																																	
Pol.	Horizontal											Vertical																																																																						
Peak Avg																																																																																		
	<table><tr><th></th><th>Limit</th><th>Read</th><th>Ant</th><th>Cable</th><th>Preamp</th><th>Aux</th><th>APos</th><th>TPos</th><th>Remark</th></tr><tr><th>Freq</th><th>Level</th><th>Line</th><th>Margin</th><th>Level</th><th>Factor</th><th>Loss</th><th>Factor</th><th>Factor</th><th></th></tr><tr><th></th><th>MHz</th><th>dBuV/m</th><th>dBuV/m</th><th>dB</th><th>dBuV</th><th>dB/m</th><th>dB</th><th>dB</th><th>cm</th><th>deg</th></tr><tr><td>1</td><td>4880.00</td><td>51.36</td><td>74.00</td><td>-22.64</td><td>70.43</td><td>34.10</td><td>12.27</td><td>65.44</td><td>0.00</td><td>134</td><td>146</td><td>PEAK</td></tr><tr><td>2</td><td>4880.00</td><td>49.09</td><td>54.00</td><td>-4.91</td><td>68.16</td><td>34.10</td><td>12.27</td><td>65.44</td><td>0.00</td><td>134</td><td>146</td><td>AVERAGE</td></tr><tr><td>3</td><td>7320.00</td><td>44.15</td><td>74.00</td><td>-29.85</td><td>58.87</td><td>35.80</td><td>14.73</td><td>65.25</td><td>0.00</td><td>---</td><td>---</td><td>PEAK</td></tr></table>													Limit	Read	Ant	Cable	Preamp	Aux	APos	TPos	Remark	Freq	Level	Line	Margin	Level	Factor	Loss	Factor	Factor			MHz	dBuV/m	dBuV/m	dB	dBuV	dB/m	dB	dB	cm	deg	1	4880.00	51.36	74.00	-22.64	70.43	34.10	12.27	65.44	0.00	134	146	PEAK	2	4880.00	49.09	54.00	-4.91	68.16	34.10	12.27	65.44	0.00	134	146	AVERAGE	3	7320.00	44.15	74.00	-29.85	58.87	35.80	14.73	65.25	0.00	---	---	PEAK
		Limit	Read	Ant	Cable	Preamp	Aux	APos	TPos	Remark																																																																								
	Freq	Level	Line	Margin	Level	Factor	Loss	Factor	Factor																																																																									
	MHz	dBuV/m	dBuV/m	dB	dBuV	dB/m	dB	dB	cm	deg																																																																								
1	4880.00	51.36	74.00	-22.64	70.43	34.10	12.27	65.44	0.00	134	146	PEAK																																																																						
2	4880.00	49.09	54.00	-4.91	68.16	34.10	12.27	65.44	0.00	134	146	AVERAGE																																																																						
3	7320.00	44.15	74.00	-29.85	58.87	35.80	14.73	65.25	0.00	---	---	PEAK																																																																						
																																																																																		
<table><tr><th></th><th>Limit</th><th>Read</th><th>Ant</th><th>Cable</th><th>Preamp</th><th>Aux</th><th>APos</th><th>TPos</th><th>Remark</th></tr><tr><th>Freq</th><th>Level</th><th>Line</th><th>Margin</th><th>Level</th><th>Factor</th><th>Loss</th><th>Factor</th><th>Factor</th><th></th></tr><tr><th></th><th>MHz</th><th>dBuV/m</th><th>dBuV/m</th><th>dB</th><th>dBuV</th><th>dB/m</th><th>dB</th><th>dB</th><th>cm</th><th>deg</th></tr><tr><td>1</td><td>4880.00</td><td>44.97</td><td>74.00</td><td>-29.03</td><td>64.04</td><td>34.10</td><td>12.27</td><td>65.44</td><td>0.00</td><td>---</td><td>---</td><td>PEAK</td></tr><tr><td>2</td><td>7320.00</td><td>42.37</td><td>74.00</td><td>-31.63</td><td>57.09</td><td>35.80</td><td>14.73</td><td>65.25</td><td>0.00</td><td>---</td><td>---</td><td>PEAK</td></tr></table>													Limit	Read	Ant	Cable	Preamp	Aux	APos	TPos	Remark	Freq	Level	Line	Margin	Level	Factor	Loss	Factor	Factor			MHz	dBuV/m	dBuV/m	dB	dBuV	dB/m	dB	dB	cm	deg	1	4880.00	44.97	74.00	-29.03	64.04	34.10	12.27	65.44	0.00	---	---	PEAK	2	7320.00	42.37	74.00	-31.63	57.09	35.80	14.73	65.25	0.00	---	---	PEAK														
	Limit	Read	Ant	Cable	Preamp	Aux	APos	TPos	Remark																																																																									
Freq	Level	Line	Margin	Level	Factor	Loss	Factor	Factor																																																																										
	MHz	dBuV/m	dBuV/m	dB	dBuV	dB/m	dB	dB	cm	deg																																																																								
1	4880.00	44.97	74.00	-29.03	64.04	34.10	12.27	65.44	0.00	---	---	PEAK																																																																						
2	7320.00	42.37	74.00	-31.63	57.09	35.80	14.73	65.25	0.00	---	---	PEAK																																																																						

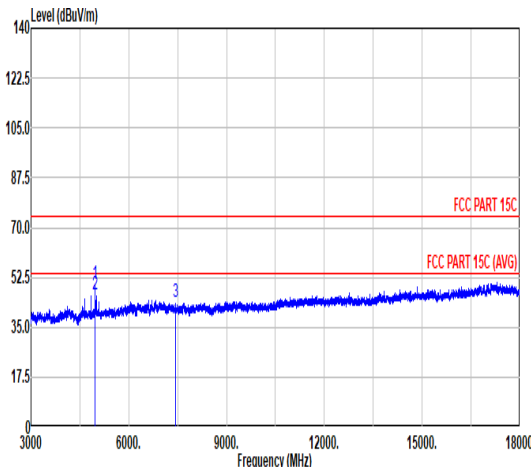
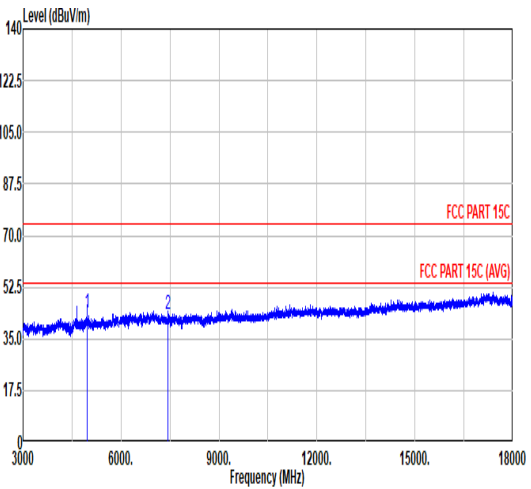


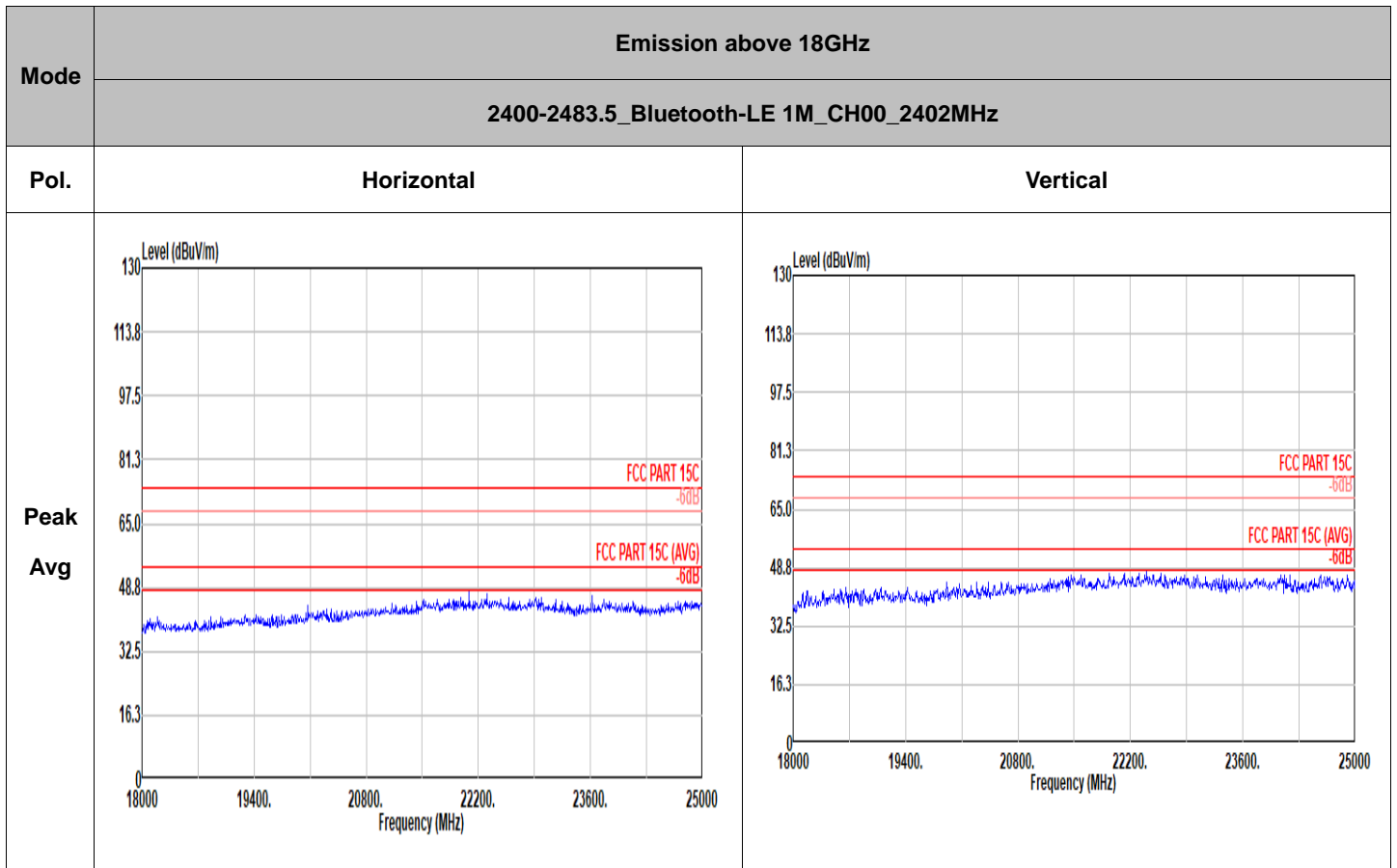
Mode	6																																																																																																		
	Band Edge																																																																																																		
	2400-2483.5_Bluetooth-LE_CH39_2480MHz																																																																																																		
Pol.	Horizontal						Fundamental																																																																																												
Peak																																																																																																			
	<table><thead><tr><th></th><th>Limit</th><th>Read</th><th>Ant</th><th>Cable</th><th>Preamp</th><th>Aux</th><th>APos</th><th>TPos</th><th>Remark</th></tr><tr><th>Freq</th><th>Level</th><th>Line</th><th>Margin</th><th>Level</th><th>Factor</th><th>Loss</th><th>Factor</th><th>Factor</th><th></th></tr><tr><th></th><th>MHz</th><th>dBuV/m</th><th>dBuV/m</th><th>dB</th><th>dBuV</th><th>dB/m</th><th>dB</th><th>dB</th><th>cm</th><th>deg</th></tr></thead><tbody><tr><td>1</td><td>2483.74</td><td>58.88</td><td>74.00</td><td>-15.12</td><td>42.35</td><td>32.13</td><td>9.05</td><td>30.65</td><td>6.00</td><td>100</td><td>120</td><td>PEAK</td></tr></tbody></table>							Limit	Read	Ant	Cable	Preamp	Aux	APos	TPos	Remark	Freq	Level	Line	Margin	Level	Factor	Loss	Factor	Factor			MHz	dBuV/m	dBuV/m	dB	dBuV	dB/m	dB	dB	cm	deg	1	2483.74	58.88	74.00	-15.12	42.35	32.13	9.05	30.65	6.00	100	120	PEAK	<table><thead><tr><th></th><th>Limit</th><th>Read</th><th>Ant</th><th>Cable</th><th>Preamp</th><th>Aux</th><th>APos</th><th>TPos</th><th>Remark</th></tr><tr><th>Freq</th><th>Level</th><th>Line</th><th>Margin</th><th>Level</th><th>Factor</th><th>Loss</th><th>Factor</th><th>Factor</th><th></th></tr><tr><th></th><th>MHz</th><th>dBuV/m</th><th>dBuV/m</th><th>dB</th><th>dBuV</th><th>dB/m</th><th>dB</th><th>dB</th><th>cm</th><th>deg</th></tr></thead><tbody><tr><td>1</td><td>2480.00</td><td>99.99</td><td>-----</td><td>-----</td><td>83.49</td><td>32.12</td><td>9.04</td><td>30.66</td><td>6.00</td><td>100</td><td>120</td><td>PEAK</td></tr></tbody></table>							Limit	Read	Ant	Cable	Preamp	Aux	APos	TPos	Remark	Freq	Level	Line	Margin	Level	Factor	Loss	Factor	Factor			MHz	dBuV/m	dBuV/m	dB	dBuV	dB/m	dB	dB	cm	deg	1	2480.00	99.99	-----	-----	83.49	32.12	9.04	30.66	6.00	100	120
	Limit	Read	Ant	Cable	Preamp	Aux	APos	TPos	Remark																																																																																										
Freq	Level	Line	Margin	Level	Factor	Loss	Factor	Factor																																																																																											
	MHz	dBuV/m	dBuV/m	dB	dBuV	dB/m	dB	dB	cm	deg																																																																																									
1	2483.74	58.88	74.00	-15.12	42.35	32.13	9.05	30.65	6.00	100	120	PEAK																																																																																							
	Limit	Read	Ant	Cable	Preamp	Aux	APos	TPos	Remark																																																																																										
Freq	Level	Line	Margin	Level	Factor	Loss	Factor	Factor																																																																																											
	MHz	dBuV/m	dBuV/m	dB	dBuV	dB/m	dB	dB	cm	deg																																																																																									
1	2480.00	99.99	-----	-----	83.49	32.12	9.04	30.66	6.00	100	120	PEAK																																																																																							
Avg																																																																																																			
	<table><thead><tr><th></th><th>Limit</th><th>Read</th><th>Ant</th><th>Cable</th><th>Preamp</th><th>Aux</th><th>APos</th><th>TPos</th><th>Remark</th></tr><tr><th>Freq</th><th>Level</th><th>Line</th><th>Margin</th><th>Level</th><th>Factor</th><th>Loss</th><th>Factor</th><th>Factor</th><th></th></tr><tr><th></th><th>MHz</th><th>dBuV/m</th><th>dBuV/m</th><th>dB</th><th>dBuV</th><th>dB/m</th><th>dB</th><th>dB</th><th>cm</th><th>deg</th></tr></thead><tbody><tr><td>1</td><td>2483.56</td><td>49.32</td><td>54.00</td><td>-4.68</td><td>32.79</td><td>32.13</td><td>9.05</td><td>30.65</td><td>6.00</td><td>100</td><td>120</td><td>AVERAGE</td></tr></tbody></table>							Limit	Read	Ant	Cable	Preamp	Aux	APos	TPos	Remark	Freq	Level	Line	Margin	Level	Factor	Loss	Factor	Factor			MHz	dBuV/m	dBuV/m	dB	dBuV	dB/m	dB	dB	cm	deg	1	2483.56	49.32	54.00	-4.68	32.79	32.13	9.05	30.65	6.00	100	120	AVERAGE	<table><thead><tr><th></th><th>Limit</th><th>Read</th><th>Ant</th><th>Cable</th><th>Preamp</th><th>Aux</th><th>APos</th><th>TPos</th><th>Remark</th></tr><tr><th>Freq</th><th>Level</th><th>Line</th><th>Margin</th><th>Level</th><th>Factor</th><th>Loss</th><th>Factor</th><th>Factor</th><th></th></tr><tr><th></th><th>MHz</th><th>dBuV/m</th><th>dBuV/m</th><th>dB</th><th>dBuV</th><th>dB/m</th><th>dB</th><th>dB</th><th>cm</th><th>deg</th></tr></thead><tbody><tr><td>1</td><td>2480.00</td><td>97.92</td><td>-----</td><td>-----</td><td>81.42</td><td>32.12</td><td>9.04</td><td>30.66</td><td>6.00</td><td>100</td><td>120</td><td>AVERAGE</td></tr></tbody></table>							Limit	Read	Ant	Cable	Preamp	Aux	APos	TPos	Remark	Freq	Level	Line	Margin	Level	Factor	Loss	Factor	Factor			MHz	dBuV/m	dBuV/m	dB	dBuV	dB/m	dB	dB	cm	deg	1	2480.00	97.92	-----	-----	81.42	32.12	9.04	30.66	6.00	100	120
	Limit	Read	Ant	Cable	Preamp	Aux	APos	TPos	Remark																																																																																										
Freq	Level	Line	Margin	Level	Factor	Loss	Factor	Factor																																																																																											
	MHz	dBuV/m	dBuV/m	dB	dBuV	dB/m	dB	dB	cm	deg																																																																																									
1	2483.56	49.32	54.00	-4.68	32.79	32.13	9.05	30.65	6.00	100	120	AVERAGE																																																																																							
	Limit	Read	Ant	Cable	Preamp	Aux	APos	TPos	Remark																																																																																										
Freq	Level	Line	Margin	Level	Factor	Loss	Factor	Factor																																																																																											
	MHz	dBuV/m	dBuV/m	dB	dBuV	dB/m	dB	dB	cm	deg																																																																																									
1	2480.00	97.92	-----	-----	81.42	32.12	9.04	30.66	6.00	100	120	AVERAGE																																																																																							



Mode	6																																																																																																		
	Band Edge																																																																																																		
	2400-2483.5_Bluetooth-LE_CH39_2480MHz																																																																																																		
Pol.	Vertical						Fundamental																																																																																												
Peak																																																																																																			
	<table><tr><th></th><th>Limit</th><th>Read</th><th>Ant</th><th>Cable</th><th>Preamp</th><th>Aux</th><th>APos</th><th>TPos</th><th></th></tr><tr><th>Freq</th><th>Level</th><th>Line</th><th>Margin</th><th>Level</th><th>Factor</th><th>Loss</th><th>Factor</th><th>Factor</th><th>Remark</th></tr><tr><th></th><th>MHz</th><th>dBuV/m</th><th>dBuV/m</th><th>dB</th><th>dBuV</th><th>dB/m</th><th>dB</th><th>dB</th><th>cm</th><th>deg</th></tr><tr><td>1</td><td>2483.62</td><td>60.16</td><td>74.00</td><td>-13.84</td><td>43.63</td><td>32.13</td><td>9.05</td><td>30.65</td><td>6.00</td><td>300</td><td>113</td><td>PEAK</td></tr></table>							Limit	Read	Ant	Cable	Preamp	Aux	APos	TPos		Freq	Level	Line	Margin	Level	Factor	Loss	Factor	Factor	Remark		MHz	dBuV/m	dBuV/m	dB	dBuV	dB/m	dB	dB	cm	deg	1	2483.62	60.16	74.00	-13.84	43.63	32.13	9.05	30.65	6.00	300	113	PEAK	<table><tr><th></th><th>Limit</th><th>Read</th><th>Ant</th><th>Cable</th><th>Preamp</th><th>Aux</th><th>APos</th><th>TPos</th><th></th></tr><tr><th>Freq</th><th>Level</th><th>Line</th><th>Margin</th><th>Level</th><th>Factor</th><th>Loss</th><th>Factor</th><th>Factor</th><th>Remark</th></tr><tr><th></th><th>MHz</th><th>dBuV/m</th><th>dBuV/m</th><th>dB</th><th>dBuV</th><th>dB/m</th><th>dB</th><th>dB</th><th>cm</th><th>deg</th></tr><tr><td>1</td><td>2480.00</td><td>101.33</td><td>-----</td><td>-----</td><td>84.83</td><td>32.12</td><td>9.04</td><td>30.66</td><td>6.00</td><td>300</td><td>113</td><td>PEAK</td></tr></table>							Limit	Read	Ant	Cable	Preamp	Aux	APos	TPos		Freq	Level	Line	Margin	Level	Factor	Loss	Factor	Factor	Remark		MHz	dBuV/m	dBuV/m	dB	dBuV	dB/m	dB	dB	cm	deg	1	2480.00	101.33	-----	-----	84.83	32.12	9.04	30.66	6.00	300	113
	Limit	Read	Ant	Cable	Preamp	Aux	APos	TPos																																																																																											
Freq	Level	Line	Margin	Level	Factor	Loss	Factor	Factor	Remark																																																																																										
	MHz	dBuV/m	dBuV/m	dB	dBuV	dB/m	dB	dB	cm	deg																																																																																									
1	2483.62	60.16	74.00	-13.84	43.63	32.13	9.05	30.65	6.00	300	113	PEAK																																																																																							
	Limit	Read	Ant	Cable	Preamp	Aux	APos	TPos																																																																																											
Freq	Level	Line	Margin	Level	Factor	Loss	Factor	Factor	Remark																																																																																										
	MHz	dBuV/m	dBuV/m	dB	dBuV	dB/m	dB	dB	cm	deg																																																																																									
1	2480.00	101.33	-----	-----	84.83	32.12	9.04	30.66	6.00	300	113	PEAK																																																																																							
Avg																																																																																																			
	<table><tr><th></th><th>Limit</th><th>Read</th><th>Ant</th><th>Cable</th><th>Preamp</th><th>Aux</th><th>APos</th><th>TPos</th><th></th></tr><tr><th>Freq</th><th>Level</th><th>Line</th><th>Margin</th><th>Level</th><th>Factor</th><th>Loss</th><th>Factor</th><th>Factor</th><th>Remark</th></tr><tr><th></th><th>MHz</th><th>dBuV/m</th><th>dBuV/m</th><th>dB</th><th>dBuV</th><th>dB/m</th><th>dB</th><th>dB</th><th>cm</th><th>deg</th></tr><tr><td>1</td><td>2483.50</td><td>49.64</td><td>54.00</td><td>-4.36</td><td>33.11</td><td>32.13</td><td>9.05</td><td>30.65</td><td>6.00</td><td>300</td><td>113</td><td>AVERAGE</td></tr></table>							Limit	Read	Ant	Cable	Preamp	Aux	APos	TPos		Freq	Level	Line	Margin	Level	Factor	Loss	Factor	Factor	Remark		MHz	dBuV/m	dBuV/m	dB	dBuV	dB/m	dB	dB	cm	deg	1	2483.50	49.64	54.00	-4.36	33.11	32.13	9.05	30.65	6.00	300	113	AVERAGE	<table><tr><th></th><th>Limit</th><th>Read</th><th>Ant</th><th>Cable</th><th>Preamp</th><th>Aux</th><th>APos</th><th>TPos</th><th></th></tr><tr><th>Freq</th><th>Level</th><th>Line</th><th>Margin</th><th>Level</th><th>Factor</th><th>Loss</th><th>Factor</th><th>Factor</th><th>Remark</th></tr><tr><th></th><th>MHz</th><th>dBuV/m</th><th>dBuV/m</th><th>dB</th><th>dBuV</th><th>dB/m</th><th>dB</th><th>dB</th><th>cm</th><th>deg</th></tr><tr><td>1</td><td>2480.00</td><td>99.11</td><td>-----</td><td>-----</td><td>82.61</td><td>32.12</td><td>9.04</td><td>30.66</td><td>6.00</td><td>300</td><td>113</td><td>AVERAGE</td></tr></table>							Limit	Read	Ant	Cable	Preamp	Aux	APos	TPos		Freq	Level	Line	Margin	Level	Factor	Loss	Factor	Factor	Remark		MHz	dBuV/m	dBuV/m	dB	dBuV	dB/m	dB	dB	cm	deg	1	2480.00	99.11	-----	-----	82.61	32.12	9.04	30.66	6.00	300	113
	Limit	Read	Ant	Cable	Preamp	Aux	APos	TPos																																																																																											
Freq	Level	Line	Margin	Level	Factor	Loss	Factor	Factor	Remark																																																																																										
	MHz	dBuV/m	dBuV/m	dB	dBuV	dB/m	dB	dB	cm	deg																																																																																									
1	2483.50	49.64	54.00	-4.36	33.11	32.13	9.05	30.65	6.00	300	113	AVERAGE																																																																																							
	Limit	Read	Ant	Cable	Preamp	Aux	APos	TPos																																																																																											
Freq	Level	Line	Margin	Level	Factor	Loss	Factor	Factor	Remark																																																																																										
	MHz	dBuV/m	dBuV/m	dB	dBuV	dB/m	dB	dB	cm	deg																																																																																									
1	2480.00	99.11	-----	-----	82.61	32.12	9.04	30.66	6.00	300	113	AVERAGE																																																																																							



Mode	6																																																																																	
	Harmonic																																																																																	
	2400-2483.5_Bluetooth-LE _CH39_2480MHz																																																																																	
Pol.	Horizontal											Vertical																																																																						
Peak Avg																																																																																		
	<table><tr><th></th><th>Limit</th><th>Read</th><th>Ant</th><th>Cable</th><th>Preamp</th><th>Aux</th><th>APos</th><th>TPos</th><th>Remark</th></tr><tr><th>Freq</th><th>Level</th><th>Line</th><th>Margin</th><th>Level</th><th>Factor</th><th>Loss</th><th>Factor</th><th>Factor</th><th></th></tr><tr><th></th><th>MHz</th><th>dBuV/m</th><th>dBuV/m</th><th>dB</th><th>dBuV</th><th>dB/m</th><th>dB</th><th>dB</th><th>cm</th><th>deg</th></tr><tr><td>1</td><td>4960.00</td><td>50.37</td><td>74.00</td><td>-23.63</td><td>69.45</td><td>34.10</td><td>12.27</td><td>65.45</td><td>0.00</td><td>116</td><td>175</td><td>PEAK</td></tr><tr><td>2</td><td>4960.00</td><td>46.69</td><td>54.00</td><td>-7.31</td><td>65.77</td><td>34.10</td><td>12.27</td><td>65.45</td><td>0.00</td><td>116</td><td>175</td><td>AVERAGE</td></tr><tr><td>3</td><td>7440.00</td><td>43.61</td><td>74.00</td><td>-30.39</td><td>58.22</td><td>35.00</td><td>14.92</td><td>65.33</td><td>0.00</td><td>---</td><td>---</td><td>PEAK</td></tr></table>													Limit	Read	Ant	Cable	Preamp	Aux	APos	TPos	Remark	Freq	Level	Line	Margin	Level	Factor	Loss	Factor	Factor			MHz	dBuV/m	dBuV/m	dB	dBuV	dB/m	dB	dB	cm	deg	1	4960.00	50.37	74.00	-23.63	69.45	34.10	12.27	65.45	0.00	116	175	PEAK	2	4960.00	46.69	54.00	-7.31	65.77	34.10	12.27	65.45	0.00	116	175	AVERAGE	3	7440.00	43.61	74.00	-30.39	58.22	35.00	14.92	65.33	0.00	---	---	PEAK
		Limit	Read	Ant	Cable	Preamp	Aux	APos	TPos	Remark																																																																								
	Freq	Level	Line	Margin	Level	Factor	Loss	Factor	Factor																																																																									
	MHz	dBuV/m	dBuV/m	dB	dBuV	dB/m	dB	dB	cm	deg																																																																								
1	4960.00	50.37	74.00	-23.63	69.45	34.10	12.27	65.45	0.00	116	175	PEAK																																																																						
2	4960.00	46.69	54.00	-7.31	65.77	34.10	12.27	65.45	0.00	116	175	AVERAGE																																																																						
3	7440.00	43.61	74.00	-30.39	58.22	35.00	14.92	65.33	0.00	---	---	PEAK																																																																						
																																																																																		
<table><tr><th></th><th>Limit</th><th>Read</th><th>Ant</th><th>Cable</th><th>Preamp</th><th>Aux</th><th>APos</th><th>TPos</th><th>Remark</th></tr><tr><th>Freq</th><th>Level</th><th>Line</th><th>Margin</th><th>Level</th><th>Factor</th><th>Loss</th><th>Factor</th><th>Factor</th><th></th></tr><tr><th></th><th>MHz</th><th>dBuV/m</th><th>dBuV/m</th><th>dB</th><th>dBuV</th><th>dB/m</th><th>dB</th><th>dB</th><th>dB</th><th>cm</th><th>deg</th></tr><tr><td>1</td><td>4960.00</td><td>43.80</td><td>74.00</td><td>-30.20</td><td>62.88</td><td>34.10</td><td>12.27</td><td>65.45</td><td>0.00</td><td>---</td><td>---</td><td>PEAK</td></tr><tr><td>2</td><td>7440.00</td><td>43.10</td><td>74.00</td><td>-30.90</td><td>57.71</td><td>35.00</td><td>14.92</td><td>65.33</td><td>0.00</td><td>---</td><td>---</td><td>PEAK</td></tr></table>													Limit	Read	Ant	Cable	Preamp	Aux	APos	TPos	Remark	Freq	Level	Line	Margin	Level	Factor	Loss	Factor	Factor			MHz	dBuV/m	dBuV/m	dB	dBuV	dB/m	dB	dB	dB	cm	deg	1	4960.00	43.80	74.00	-30.20	62.88	34.10	12.27	65.45	0.00	---	---	PEAK	2	7440.00	43.10	74.00	-30.90	57.71	35.00	14.92	65.33	0.00	---	---	PEAK													
	Limit	Read	Ant	Cable	Preamp	Aux	APos	TPos	Remark																																																																									
Freq	Level	Line	Margin	Level	Factor	Loss	Factor	Factor																																																																										
	MHz	dBuV/m	dBuV/m	dB	dBuV	dB/m	dB	dB	dB	cm	deg																																																																							
1	4960.00	43.80	74.00	-30.20	62.88	34.10	12.27	65.45	0.00	---	---	PEAK																																																																						
2	7440.00	43.10	74.00	-30.90	57.71	35.00	14.92	65.33	0.00	---	---	PEAK																																																																						





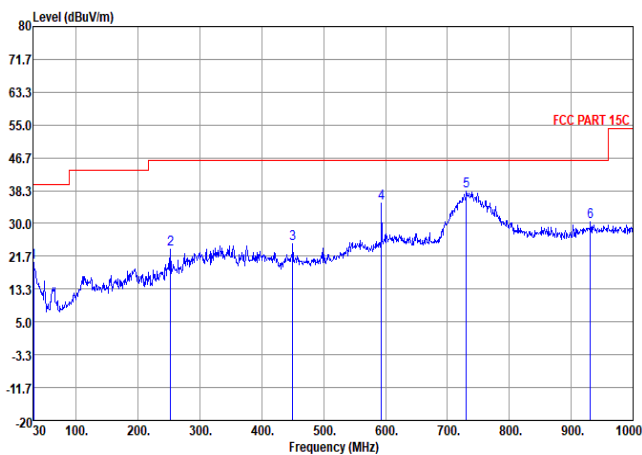
Emission below 1GHz

2400-2483.5_Bluetooth-LE 1M_CH00_2402MHz

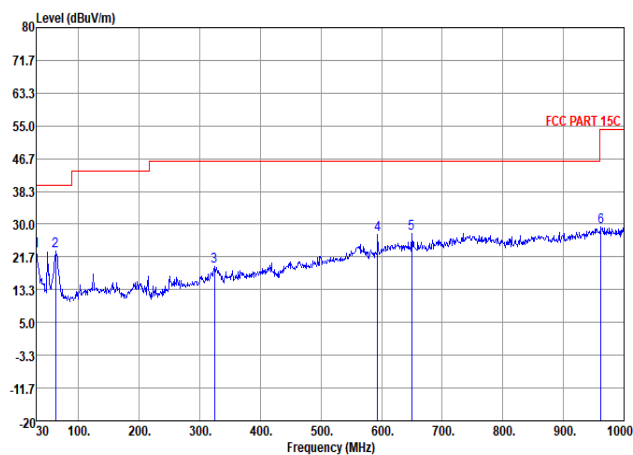
Pol.

Horizontal

Vertical

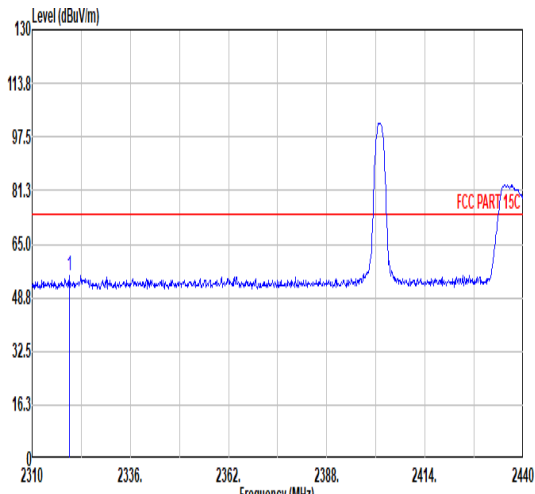
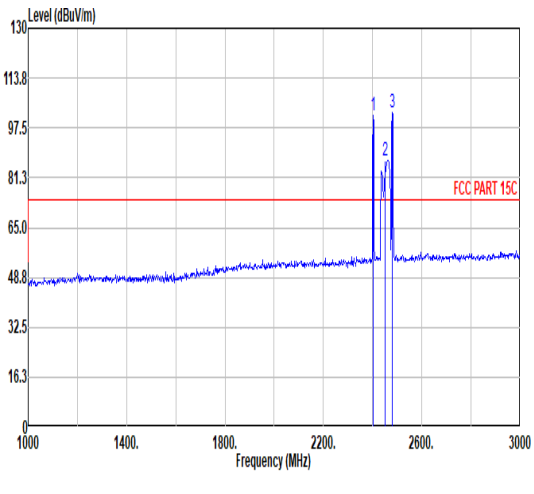
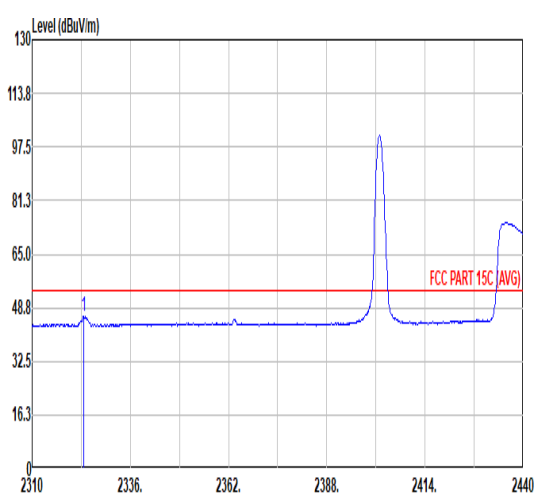
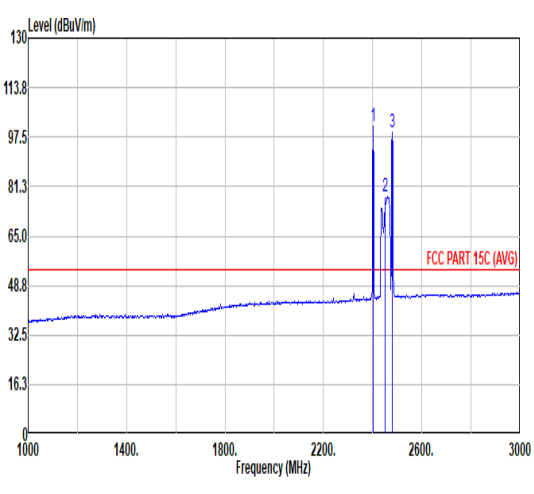
Peak
Avg

	Freq	Level	Over Limit	Limit Line	ReadAntenna Level	Cable Factor	Preamp Loss Factor	A/Pos	T/Pos	Remark
	MHz	dBuV/m	dB	dBuV/m	dBuV	dB/m	dB	dB	cm	deg
1	30.97	20.01	-19.99	40.00	27.22	25.09	0.51	32.81	---	Peak
2	252.13	23.55	-22.45	46.00	35.47	18.78	2.31	33.01	---	Peak
3	450.01	24.86	-21.14	46.00	32.00	22.96	3.09	33.19	---	Peak
4	593.57	35.27	-10.73	46.00	38.97	26.04	3.55	33.29	---	Peak
5	730.34	38.16	-7.84	46.00	40.29	27.17	3.94	33.24	---	Peak
6	931.13	30.30	-15.70	46.00	28.36	29.56	4.44	32.06	---	Peak



	Freq	Level	Over Limit	Limit Line	ReadAntenna Level	Cable Factor	Preamp Loss Factor	A/Pos	T/Pos	Remark
	MHz	dBuV/m	dB	dBuV/m	dBuV	dB/m	dB	dB	cm	deg
1	30.00	23.10	-16.90	40.00	29.66	25.74	0.50	32.80	---	Peak
2	62.01	23.11	-16.89	40.00	42.26	12.83	0.94	32.92	---	Peak
3	323.91	19.15	-26.85	46.00	29.53	19.95	2.63	32.96	---	Peak
4	593.57	27.22	-18.78	46.00	30.92	26.04	3.55	33.29	---	Peak
5	649.83	27.60	-18.40	46.00	30.73	26.45	3.72	33.30	---	Peak
6	962.17	29.22	-24.78	54.00	26.42	30.02	4.51	31.73	---	Peak



		7																																																																																																																										
Mode	Band Edge - L																																																																																																																											
	2400-2483.5_Bluetooth-LE_CH00_2402MHz																																																																																																																											
Pol.	Horizontal					Fundamental																																																																																																																						
Peak																																																																																																																												
	<table><thead><tr><th></th><th>Limit</th><th>Read</th><th>Ant</th><th>Cable</th><th>Preamp</th><th>Aux</th><th>APos</th><th>TPos</th><th>Remark</th></tr><tr><th>Freq</th><th>Level</th><th>Line</th><th>Margin</th><th>Level</th><th>Factor</th><th>Loss</th><th>Factor</th><th>Factor</th><th></th></tr><tr><th>MHz</th><th>dBuV/m</th><th>dBuV/m</th><th>dB</th><th>dBuV</th><th>dB/m</th><th>dB</th><th>dB</th><th>dB</th><th>cm</th><th>deg</th></tr></thead><tbody><tr><td>1</td><td>2319.88</td><td>55.45</td><td>74.00</td><td>-18.55</td><td>41.56</td><td>31.82</td><td>7.01</td><td>30.94</td><td>6.00</td><td>129</td><td>177</td><td>PEAK</td></tr></tbody></table>						Limit	Read	Ant	Cable	Preamp	Aux	APos	TPos	Remark	Freq	Level	Line	Margin	Level	Factor	Loss	Factor	Factor		MHz	dBuV/m	dBuV/m	dB	dBuV	dB/m	dB	dB	dB	cm	deg	1	2319.88	55.45	74.00	-18.55	41.56	31.82	7.01	30.94	6.00	129	177	PEAK	<table><thead><tr><th></th><th>Limit</th><th>Read</th><th>Ant</th><th>Cable</th><th>Preamp</th><th>Aux</th><th>APos</th><th>TPos</th><th>Remark</th></tr><tr><th>Freq</th><th>Level</th><th>Line</th><th>Margin</th><th>Level</th><th>Factor</th><th>Loss</th><th>Factor</th><th>Factor</th><th></th></tr><tr><th>MHz</th><th>dBuV/m</th><th>dBuV/m</th><th>dB</th><th>dBuV</th><th>dB/m</th><th>dB</th><th>dB</th><th>dB</th><th>cm</th><th>deg</th></tr></thead><tbody><tr><td>1</td><td>2402.00</td><td>101.71</td><td>74.00</td><td>27.71</td><td>87.45</td><td>32.00</td><td>7.13</td><td>30.87</td><td>6.00</td><td>129</td><td>177</td><td>Peak</td></tr><tr><td>2</td><td>2452.00</td><td>86.98</td><td>74.00</td><td>12.98</td><td>72.40</td><td>32.00</td><td>7.23</td><td>30.73</td><td>6.00</td><td>129</td><td>177</td><td>Peak</td></tr><tr><td>3</td><td>2480.00</td><td>102.45</td><td>74.00</td><td>28.45</td><td>87.71</td><td>32.12</td><td>7.28</td><td>30.66</td><td>6.00</td><td>129</td><td>177</td><td>Peak</td></tr></tbody></table>							Limit	Read	Ant	Cable	Preamp	Aux	APos	TPos	Remark	Freq	Level	Line	Margin	Level	Factor	Loss	Factor	Factor		MHz	dBuV/m	dBuV/m	dB	dBuV	dB/m	dB	dB	dB	cm	deg	1	2402.00	101.71	74.00	27.71	87.45	32.00	7.13	30.87	6.00	129	177	Peak	2	2452.00	86.98	74.00	12.98	72.40	32.00	7.23	30.73	6.00	129	177	Peak	3	2480.00	102.45	74.00	28.45	87.71	32.12	7.28	30.66	6.00	129	177
	Limit	Read	Ant	Cable	Preamp	Aux	APos	TPos	Remark																																																																																																																			
Freq	Level	Line	Margin	Level	Factor	Loss	Factor	Factor																																																																																																																				
MHz	dBuV/m	dBuV/m	dB	dBuV	dB/m	dB	dB	dB	cm	deg																																																																																																																		
1	2319.88	55.45	74.00	-18.55	41.56	31.82	7.01	30.94	6.00	129	177	PEAK																																																																																																																
	Limit	Read	Ant	Cable	Preamp	Aux	APos	TPos	Remark																																																																																																																			
Freq	Level	Line	Margin	Level	Factor	Loss	Factor	Factor																																																																																																																				
MHz	dBuV/m	dBuV/m	dB	dBuV	dB/m	dB	dB	dB	cm	deg																																																																																																																		
1	2402.00	101.71	74.00	27.71	87.45	32.00	7.13	30.87	6.00	129	177	Peak																																																																																																																
2	2452.00	86.98	74.00	12.98	72.40	32.00	7.23	30.73	6.00	129	177	Peak																																																																																																																
3	2480.00	102.45	74.00	28.45	87.71	32.12	7.28	30.66	6.00	129	177	Peak																																																																																																																
Avg																																																																																																																												
	<table><thead><tr><th></th><th>Limit</th><th>Read</th><th>Ant</th><th>Cable</th><th>Preamp</th><th>Aux</th><th>APos</th><th>TPos</th><th>Remark</th></tr><tr><th>Freq</th><th>Level</th><th>Line</th><th>Margin</th><th>Level</th><th>Factor</th><th>Loss</th><th>Factor</th><th>Factor</th><th></th></tr><tr><th>MHz</th><th>dBuV/m</th><th>dBuV/m</th><th>dB</th><th>dBuV</th><th>dB/m</th><th>dB</th><th>dB</th><th>dB</th><th>cm</th><th>deg</th></tr></thead><tbody><tr><td>1</td><td>2323.65</td><td>46.22</td><td>54.00</td><td>-7.78</td><td>32.31</td><td>31.83</td><td>7.02</td><td>30.94</td><td>6.00</td><td>129</td><td>177</td><td>AVERAGE</td></tr></tbody></table>						Limit	Read	Ant	Cable	Preamp	Aux	APos	TPos	Remark	Freq	Level	Line	Margin	Level	Factor	Loss	Factor	Factor		MHz	dBuV/m	dBuV/m	dB	dBuV	dB/m	dB	dB	dB	cm	deg	1	2323.65	46.22	54.00	-7.78	32.31	31.83	7.02	30.94	6.00	129	177	AVERAGE	<table><thead><tr><th></th><th>Limit</th><th>Read</th><th>Ant</th><th>Cable</th><th>Preamp</th><th>Aux</th><th>APos</th><th>TPos</th><th>Remark</th></tr><tr><th>Freq</th><th>Level</th><th>Line</th><th>Margin</th><th>Level</th><th>Factor</th><th>Loss</th><th>Factor</th><th>Factor</th><th></th></tr><tr><th>MHz</th><th>dBuV/m</th><th>dBuV/m</th><th>dB</th><th>dBuV</th><th>dB/m</th><th>dB</th><th>dB</th><th>dB</th><th>cm</th><th>deg</th></tr></thead><tbody><tr><td>1</td><td>2402.00</td><td>100.89</td><td>54.00</td><td>46.89</td><td>86.63</td><td>32.00</td><td>7.13</td><td>30.87</td><td>6.00</td><td>129</td><td>177</td><td>Average</td></tr><tr><td>2</td><td>2452.00</td><td>77.86</td><td>54.00</td><td>23.86</td><td>63.28</td><td>32.00</td><td>7.23</td><td>30.73</td><td>6.00</td><td>129</td><td>177</td><td>Average</td></tr><tr><td>3</td><td>2480.00</td><td>99.14</td><td>54.00</td><td>45.14</td><td>84.40</td><td>32.12</td><td>7.28</td><td>30.66</td><td>6.00</td><td>129</td><td>177</td><td>Average</td></tr></tbody></table>							Limit	Read	Ant	Cable	Preamp	Aux	APos	TPos	Remark	Freq	Level	Line	Margin	Level	Factor	Loss	Factor	Factor		MHz	dBuV/m	dBuV/m	dB	dBuV	dB/m	dB	dB	dB	cm	deg	1	2402.00	100.89	54.00	46.89	86.63	32.00	7.13	30.87	6.00	129	177	Average	2	2452.00	77.86	54.00	23.86	63.28	32.00	7.23	30.73	6.00	129	177	Average	3	2480.00	99.14	54.00	45.14	84.40	32.12	7.28	30.66	6.00	129	177
	Limit	Read	Ant	Cable	Preamp	Aux	APos	TPos	Remark																																																																																																																			
Freq	Level	Line	Margin	Level	Factor	Loss	Factor	Factor																																																																																																																				
MHz	dBuV/m	dBuV/m	dB	dBuV	dB/m	dB	dB	dB	cm	deg																																																																																																																		
1	2323.65	46.22	54.00	-7.78	32.31	31.83	7.02	30.94	6.00	129	177	AVERAGE																																																																																																																
	Limit	Read	Ant	Cable	Preamp	Aux	APos	TPos	Remark																																																																																																																			
Freq	Level	Line	Margin	Level	Factor	Loss	Factor	Factor																																																																																																																				
MHz	dBuV/m	dBuV/m	dB	dBuV	dB/m	dB	dB	dB	cm	deg																																																																																																																		
1	2402.00	100.89	54.00	46.89	86.63	32.00	7.13	30.87	6.00	129	177	Average																																																																																																																
2	2452.00	77.86	54.00	23.86	63.28	32.00	7.23	30.73	6.00	129	177	Average																																																																																																																
3	2480.00	99.14	54.00	45.14	84.40	32.12	7.28	30.66	6.00	129	177	Average																																																																																																																

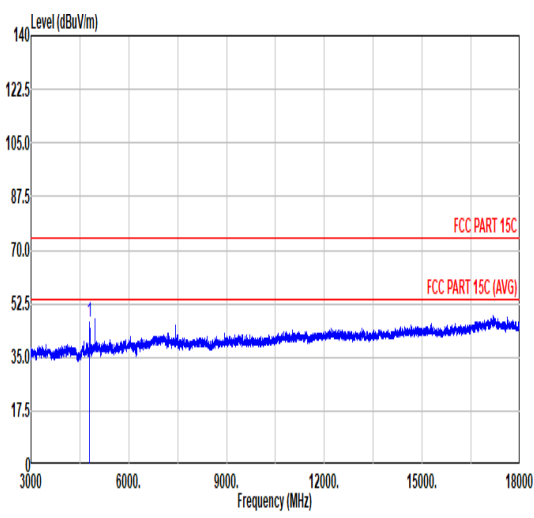
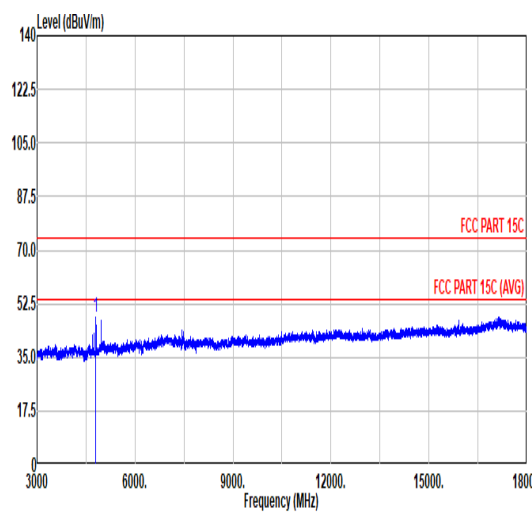
Note: the highest signal over limit are BLE + Zigbee + WLAN co-location fundamental signals.



		7																																																																													
Mode		Band Edge - L																																																																													
		2400-2483.5_Bluetooth-LE_CH00_2402MHz																																																																													
Pol.		Vertical					Fundamental																																																																								
Peak																																																																															
		<table><thead><tr><th></th><th>Limit</th><th>Read</th><th>Ant</th><th>Cable</th><th>Preamp</th><th>Aux</th><th>APos</th><th>TPos</th><th></th></tr><tr><th>Freq</th><th>Level</th><th>Line</th><th>Margin</th><th>Level</th><th>Factor</th><th>Loss</th><th>Factor</th><th>Factor</th><th>Remark</th></tr><tr><th>MHz</th><th>dBuV/m</th><th>dBuV/m</th><th>dB</th><th>dBuV</th><th>dB/m</th><th>dB</th><th>dB</th><th>dB</th><th>cm</th><th>deg</th></tr></thead><tbody><tr><td>1</td><td>2350.82</td><td>55.45</td><td>74.00</td><td>-18.55</td><td>41.42</td><td>31.09</td><td>7.06</td><td>30.92</td><td>6.00</td><td>269</td><td>148</td><td>PEAK</td></tr></tbody></table>											Limit	Read	Ant	Cable	Preamp	Aux	APos	TPos		Freq	Level	Line	Margin	Level	Factor	Loss	Factor	Factor	Remark	MHz	dBuV/m	dBuV/m	dB	dBuV	dB/m	dB	dB	dB	cm	deg	1	2350.82	55.45	74.00	-18.55	41.42	31.09	7.06	30.92	6.00	269	148	PEAK																								
			Limit	Read	Ant	Cable	Preamp	Aux	APos	TPos																																																																					
Freq	Level	Line	Margin	Level	Factor	Loss	Factor	Factor	Remark																																																																						
MHz	dBuV/m	dBuV/m	dB	dBuV	dB/m	dB	dB	dB	cm	deg																																																																					
1	2350.82	55.45	74.00	-18.55	41.42	31.09	7.06	30.92	6.00	269	148	PEAK																																																																			
<table><thead><tr><th></th><th>Limit</th><th>Read</th><th>Ant</th><th>Cable</th><th>Preamp</th><th>Aux</th><th>APos</th><th>TPos</th><th></th></tr><tr><th>Freq</th><th>Level</th><th>Line</th><th>Margin</th><th>Level</th><th>Factor</th><th>Loss</th><th>Factor</th><th>Factor</th><th>Remark</th></tr><tr><th>MHz</th><th>dBuV/m</th><th>dBuV/m</th><th>dB</th><th>dBuV</th><th>dB/m</th><th>dB</th><th>dB</th><th>dB</th><th>cm</th><th>deg</th></tr></thead><tbody><tr><td>1</td><td>2402.00</td><td>97.69</td><td>74.00</td><td>23.69</td><td>83.43</td><td>32.00</td><td>7.13</td><td>30.87</td><td>6.00</td><td>269</td><td>148</td><td>Peak</td></tr><tr><td>2</td><td>2452.00</td><td>84.57</td><td>74.00</td><td>10.57</td><td>69.99</td><td>32.00</td><td>7.23</td><td>30.73</td><td>6.00</td><td>269</td><td>148</td><td>Peak</td></tr><tr><td>3</td><td>2480.00</td><td>87.20</td><td>74.00</td><td>13.20</td><td>72.46</td><td>32.12</td><td>7.28</td><td>30.66</td><td>6.00</td><td>269</td><td>148</td><td>Peak</td></tr></tbody></table>											Limit	Read	Ant	Cable	Preamp	Aux	APos	TPos		Freq	Level	Line	Margin	Level	Factor	Loss	Factor	Factor	Remark	MHz	dBuV/m	dBuV/m	dB	dBuV	dB/m	dB	dB	dB	cm	deg	1	2402.00	97.69	74.00	23.69	83.43	32.00	7.13	30.87	6.00	269	148	Peak	2	2452.00	84.57	74.00	10.57	69.99	32.00	7.23	30.73	6.00	269	148	Peak	3	2480.00	87.20	74.00	13.20	72.46	32.12	7.28	30.66	6.00	269	148	Peak
	Limit	Read	Ant	Cable	Preamp	Aux	APos	TPos																																																																							
Freq	Level	Line	Margin	Level	Factor	Loss	Factor	Factor	Remark																																																																						
MHz	dBuV/m	dBuV/m	dB	dBuV	dB/m	dB	dB	dB	cm	deg																																																																					
1	2402.00	97.69	74.00	23.69	83.43	32.00	7.13	30.87	6.00	269	148	Peak																																																																			
2	2452.00	84.57	74.00	10.57	69.99	32.00	7.23	30.73	6.00	269	148	Peak																																																																			
3	2480.00	87.20	74.00	13.20	72.46	32.12	7.28	30.66	6.00	269	148	Peak																																																																			
Avg																																																																															
		<table><thead><tr><th></th><th>Limit</th><th>Read</th><th>Ant</th><th>Cable</th><th>Preamp</th><th>Aux</th><th>APos</th><th>TPos</th><th></th></tr><tr><th>Freq</th><th>Level</th><th>Line</th><th>Margin</th><th>Level</th><th>Factor</th><th>Loss</th><th>Factor</th><th>Factor</th><th>Remark</th></tr><tr><th>MHz</th><th>dBuV/m</th><th>dBuV/m</th><th>dB</th><th>dBuV</th><th>dB/m</th><th>dB</th><th>dB</th><th>dB</th><th>cm</th><th>deg</th></tr></thead><tbody><tr><td>1</td><td>2361.22</td><td>44.09</td><td>54.00</td><td>-9.91</td><td>30.02</td><td>31.91</td><td>7.07</td><td>30.91</td><td>6.00</td><td>269</td><td>148</td><td>AVERAGE</td></tr></tbody></table>											Limit	Read	Ant	Cable	Preamp	Aux	APos	TPos		Freq	Level	Line	Margin	Level	Factor	Loss	Factor	Factor	Remark	MHz	dBuV/m	dBuV/m	dB	dBuV	dB/m	dB	dB	dB	cm	deg	1	2361.22	44.09	54.00	-9.91	30.02	31.91	7.07	30.91	6.00	269	148	AVERAGE																								
			Limit	Read	Ant	Cable	Preamp	Aux	APos	TPos																																																																					
Freq	Level	Line	Margin	Level	Factor	Loss	Factor	Factor	Remark																																																																						
MHz	dBuV/m	dBuV/m	dB	dBuV	dB/m	dB	dB	dB	cm	deg																																																																					
1	2361.22	44.09	54.00	-9.91	30.02	31.91	7.07	30.91	6.00	269	148	AVERAGE																																																																			
<table><thead><tr><th></th><th>Limit</th><th>Read</th><th>Ant</th><th>Cable</th><th>Preamp</th><th>Aux</th><th>APos</th><th>TPos</th><th></th></tr><tr><th>Freq</th><th>Level</th><th>Line</th><th>Margin</th><th>Level</th><th>Factor</th><th>Loss</th><th>Factor</th><th>Factor</th><th>Remark</th></tr><tr><th>MHz</th><th>dBuV/m</th><th>dBuV/m</th><th>dB</th><th>dBuV</th><th>dB/m</th><th>dB</th><th>dB</th><th>dB</th><th>cm</th><th>deg</th></tr></thead><tbody><tr><td>1</td><td>2402.00</td><td>96.82</td><td>54.00</td><td>42.82</td><td>82.56</td><td>32.00</td><td>7.13</td><td>30.87</td><td>6.00</td><td>269</td><td>148</td><td>Average</td></tr><tr><td>2</td><td>2452.00</td><td>75.88</td><td>54.00</td><td>21.88</td><td>61.30</td><td>32.00</td><td>7.23</td><td>30.73</td><td>6.00</td><td>269</td><td>148</td><td>Average</td></tr><tr><td>3</td><td>2480.00</td><td>83.94</td><td>54.00</td><td>29.94</td><td>69.20</td><td>32.12</td><td>7.28</td><td>30.66</td><td>6.00</td><td>269</td><td>148</td><td>Average</td></tr></tbody></table>											Limit	Read	Ant	Cable	Preamp	Aux	APos	TPos		Freq	Level	Line	Margin	Level	Factor	Loss	Factor	Factor	Remark	MHz	dBuV/m	dBuV/m	dB	dBuV	dB/m	dB	dB	dB	cm	deg	1	2402.00	96.82	54.00	42.82	82.56	32.00	7.13	30.87	6.00	269	148	Average	2	2452.00	75.88	54.00	21.88	61.30	32.00	7.23	30.73	6.00	269	148	Average	3	2480.00	83.94	54.00	29.94	69.20	32.12	7.28	30.66	6.00	269	148	Average
	Limit	Read	Ant	Cable	Preamp	Aux	APos	TPos																																																																							
Freq	Level	Line	Margin	Level	Factor	Loss	Factor	Factor	Remark																																																																						
MHz	dBuV/m	dBuV/m	dB	dBuV	dB/m	dB	dB	dB	cm	deg																																																																					
1	2402.00	96.82	54.00	42.82	82.56	32.00	7.13	30.87	6.00	269	148	Average																																																																			
2	2452.00	75.88	54.00	21.88	61.30	32.00	7.23	30.73	6.00	269	148	Average																																																																			
3	2480.00	83.94	54.00	29.94	69.20	32.12	7.28	30.66	6.00	269	148	Average																																																																			

Note: the highest signal over limit are BLE + Zigbee + WLAN co-location fundamental signals.

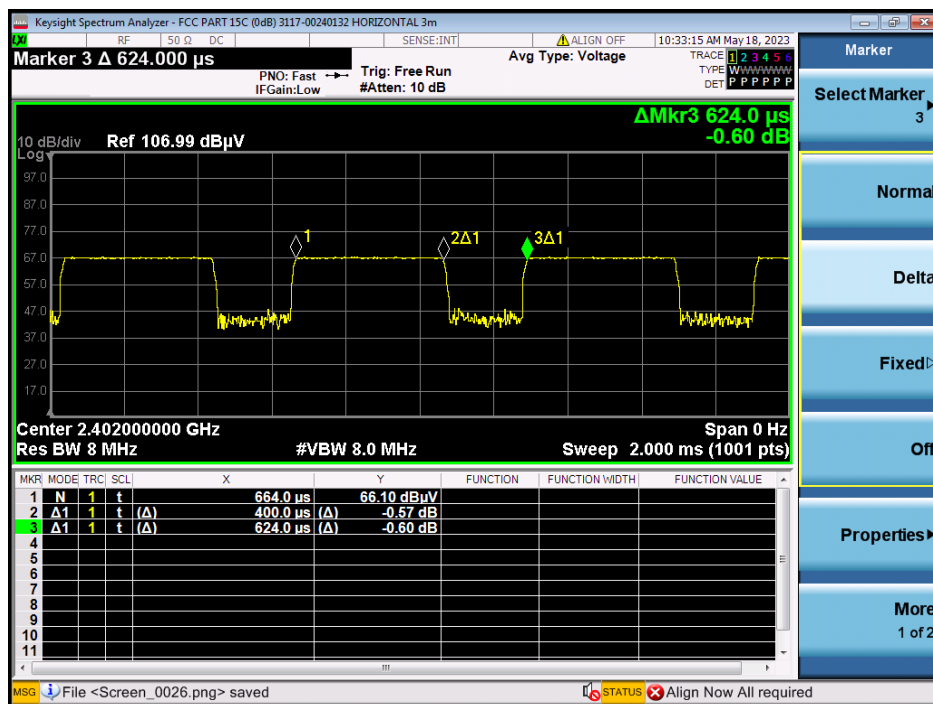


Mode	7																																																						
	Harmonic																																																						
	2400-2483.5_Bluetooth-LE_CH00_2402MHz																																																						
Pol.	Horizontal						Vertical																																																
Peak Avg																																																							
	<table><tr><th></th><th>Limit</th><th>Read</th><th>Ant</th><th>Cable</th><th>Preamp</th><th>Aux</th><th>APos</th><th>TPos</th><th></th></tr><tr><th>Freq</th><th>Level</th><th>Line</th><th>Margin</th><th>Level</th><th>Factor</th><th>Loss</th><th>Factor</th><th>Factor</th><th>Remark</th></tr><tr><th></th><th>MHz</th><th>dBuV/m</th><th>dBuV/m</th><th>dB</th><th>dBuV</th><th>dB/m</th><th>dB</th><th>dB</th><th>cm</th><th>deg</th></tr><tr><td>1</td><td>4804.00</td><td>46.58</td><td>74.00</td><td>-27.42</td><td>67.62</td><td>34.10</td><td>10.29</td><td>65.43</td><td>0.00</td><td>---</td><td>---</td><td>Peak</td></tr></table>													Limit	Read	Ant	Cable	Preamp	Aux	APos	TPos		Freq	Level	Line	Margin	Level	Factor	Loss	Factor	Factor	Remark		MHz	dBuV/m	dBuV/m	dB	dBuV	dB/m	dB	dB	cm	deg	1	4804.00	46.58	74.00	-27.42	67.62	34.10	10.29	65.43	0.00	---	---
	Limit	Read	Ant	Cable	Preamp	Aux	APos	TPos																																															
Freq	Level	Line	Margin	Level	Factor	Loss	Factor	Factor	Remark																																														
	MHz	dBuV/m	dBuV/m	dB	dBuV	dB/m	dB	dB	cm	deg																																													
1	4804.00	46.58	74.00	-27.42	67.62	34.10	10.29	65.43	0.00	---	---	Peak																																											

Appendix D. Duty Cycle Plots

Band	Duty Cycle(%)	T(ms)	1/T(kHz)	VBW Setting
Bluetooth LE 1Mbps	64.10	0.400	2.500	2.7 kHz
Bluetooth LE 2Mbps	33.65	0.210	4.762	5.2 kHz

Bluetooth LE 1Mbps



Bluetooth LE 2Mbps

