

Antenna Specification Sheet

Confirmation of products

客户名称 Customer					
项目名称 Project Name	SD18V1	版本 Version	A.1	日期 Date	2025-05-16
项目料号 Project NO.		客户料号 Customer NO.			
频段 Frequency Range	2400~2500MHz	备注 Notes	WIFI		
设计 Designed By					
审核 Approved By					
客户确认 Clients' Approval					

CHINA DRAGON TECHNOLOGY LIMITED

Building B4, the First Industrial Park, Haosan, Linpokeng, Nanpu Road, Shajing Sub-district, Bao 'an District, Shenzhen City

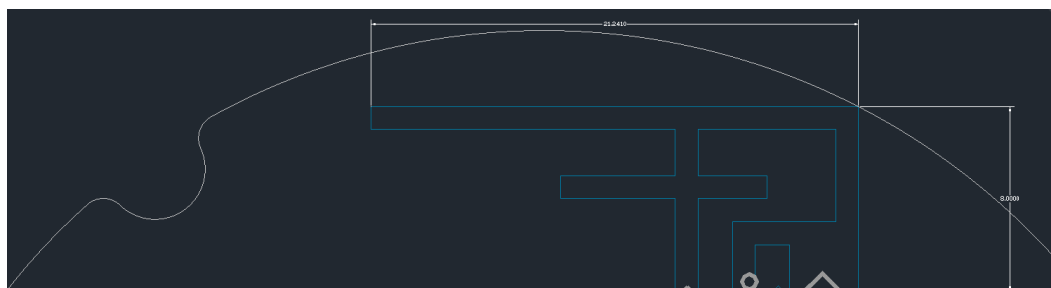

Index

1. Specifications	3
2. VSWR Testing	3
2-1 Testing connection	3
2-2 VSWR	4
2-3 Testing data	4
3. Power、Sensitivity Testing	4
3-1 Testing field	4
3-2 Testing results	5
3.3 Active testing	6
4、Environmental treatment	6
5. Mechanical Dimension Drawing	7
6. Mechanical Dimension Testing report	8
7、Packaging standard	10

1、 Specification

This report mainly provides the testing conditions of various electric and structural performance parameters for cell phone antenna ---SD18V1 Picture 1 shows the antenna designed .

The antenna size is 21.24 * 8mm



2、 VSWR Testing

2.1 Testing connection

The **Return Loss** testing devices are connected in sequence: Agilent5071C Network Analyzer → Testing Cable → Customer-providing Devices.

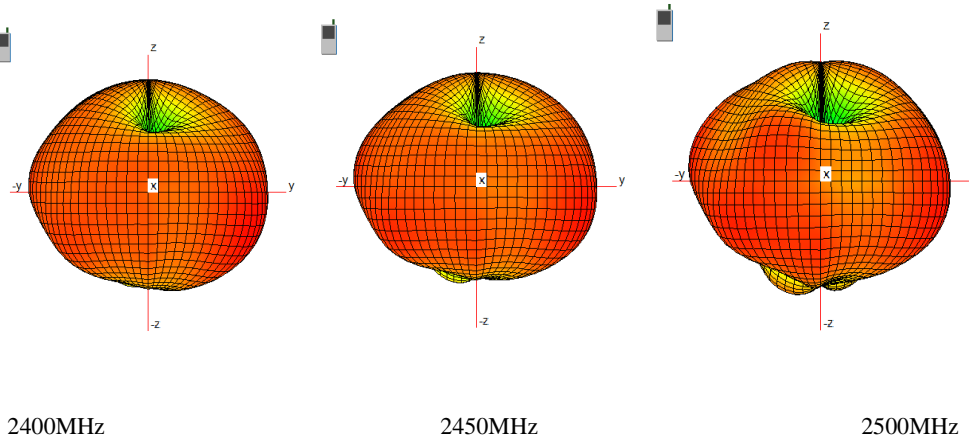
2.2 VSWR

The following table expresses the VSWR value of antenna's two edges of its frequency range. With regard to the relevant diagram of VSWR

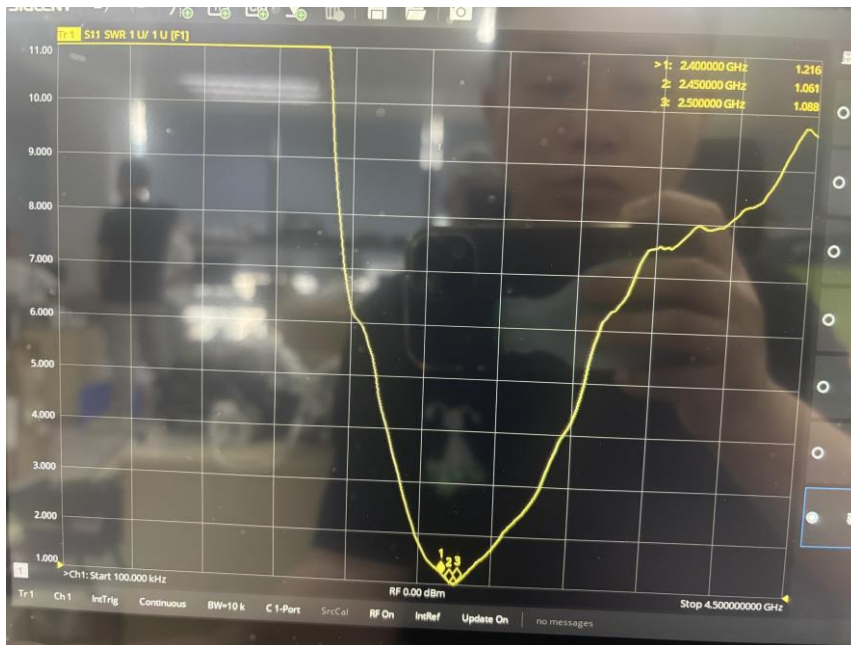
SD18V1 WIFI VSWR

Frequency (MHz)	2400	2450	2500
VSWR	1.21	1.06	1.08

2.3 Testing data



2.4 Single antenna test VSWR



2.4G WIFI antenna VSWR

3、 Power、 Sensitivity Testing

3.1 Testing field

LR Microwave Anechoic Chamber : testing frequency ranges from 400MHz to 6GHz and the 40cm diameter spherical quiet zone, the chamber provides less than -90dB reflectivity from 400MHz—6GHz.

3.2 Testing results

The following table indicates the testing results related to Power and Sensitivity in Microwave Anechoic Chamber, concerning the relative diagram.

3.3 Active testing.

SD18V1 Antenna efficiency

Freq (MHz)	Gain	Efficiency (%)
2300	1.2	60.3
2310	1.3	60.8
2320	1.3	60.3
2330	1.4	61.0
2340	1.8	63.3
2350	1.8	65.1
2360	2.0	66.7
2370	1.7	67.7
2380	1.9	67.9
2390	1.6	67.5
2400	1.8	65.4
2410	1.5	64.8
2420	1.8	62.5
2430	1.8	63.3
2440	2.1	62.7
2450	1.9	62.4
2460	2.3	61.5
2470	2.5	63.7
2480	2.9	66.1
2490	3.0	66.7
2500	3.3	65.4
2510	3.5	65.7
2520	3.6	65.1
2530	3.5	63.5
2540	3.6	63.3
2550	3.6	63.2
2560	3.5	62.1
2570	3.3	60.3
2580	3.1	59.0
2590	2.9	57.9
2600	2.7	57.0

SD18V1 Active data

WIFI	CH	TPR	TIS
11b	1	19.54	-80.46
	6	19.09	-80.74
	11	20.07	-81.32
11G	1	17.27	-70.12

7. Packaging standard