

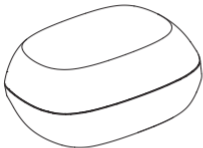
JewelPods

Jewelry meets sound

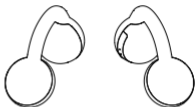
IMPORTANT: Please read all instructions carefully
before use and keep for future reference

USER MANUAL

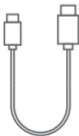
Packing List




1x Charging Case



2x Earbuds



1x USB Charge Cable

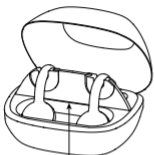


User Manual

Wearing



Pairing



LED Light

Stereo Mode

1. Open the charging case and take out the earphones from the charging case, two earbuds will automatically turn on and connect to each other, waiting to connect to your phone. You will hear the sound "pairing".
2. Turn on your phone's Bluetooth and select "Jewelpods C01". when you hear the sound "connected", pairing is done.

Forced Pairing

Press button for 3 secs, the earbuds will enter forced pairing mode, LED Light will start to breathe/pulse.

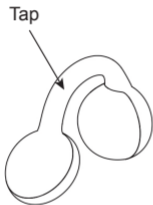
Reset Connection/Clear All Records

Press button for 10 sec, LED Light will turn red and green three times, all records haven been cleared.



button

Touch Controls



Play/ Pause



DOUBLE TAP

Answer/Stop calls



DOUBLE TAP

Reject Calls



TRIPLE TAP

Safety Instruction

Hearing Protection

- **Avoid High Volumes:** Do not listen at high volumes for extended periods to protect your hearing.
- **Sudden Noise Caution:** Minimize the volume before use to prevent sudden loud noises that could impair your hearing.

Situational Awareness

- **Walking Safety:** Pay close attention to surrounding traffic when using earphones while walking to avoid accidents.
- **Avoid Use While Driving:** Do not use earphones while driving, as it can impair your ability to hear important sounds like traffic or emergency signals.
- **Hazardous Situations:** Exercise caution or stop using earphones in potentially hazardous situations where your attention to the environment is crucial.

Product Handling

- **Do Not Disassemble:** Avoid taking the product apart, as this could cause malfunction, electric shock, or void the warranty. Opening or modifying the inside may also void any performance guarantees.
- **Battery Safety:** Do not expose the battery to excessive heat, such as direct sunlight or fire.

Safety Instruction

- **Temperature Caution:** Avoid using the product in environments with very high or low temperatures, or in excessively wet conditions.
- **Charging Precautions:** Ensure the charging port is dry and free from liquids, sweat, or water before charging. Do not charge the device with wet hands or touch the charging port to avoid electric shock.
- **Flammable and Liquid Substances:** If the product falls into a flammable substance or liquid, stop using it immediately and contact the store or manufacturer. Continuing to use it may result in fire, malfunction, or electric shock.

Health and Safety

- **Discontinue Use if Unwell:** If you feel sick while using the product, stop using it immediately.
- **Keep Out of Reach of Children:** Do not allow small children to use the product, as it contains small parts that may be a choking hazard.

Specification

- **Bluetooth Version: 5.3**
- **Effective Range: Up to 30 meters**
- **Working Frequency: 2.402 GHz - 2.480 GHz**
- **Earbuds Battery Capacity: 3.7V / 50mAh per side**
- **Charging Case Battery Capacity: 400mAh**
- **Operating Voltage: 15.4mm**
- **Charging Time (Earbuds): 1.5 hour**
- **Speaker Specification: $32\Omega \pm 15\%$**
- **Play Time for Continuous Music: ≤ 6 hours**
- **Talk Time: ≤ 5 hours**
- **Standby Connection Time: ≤ 72 hours**
- **Temperature / humidity range: $0\sim 40^{\circ}\text{C}$, $<70\%$**
- **Matching Name: JewelPods C01**



12-month limited warranty
Customer Service
servicedaniosound@outlook.com

MADE IN CHINA

This device complies with part 15 of the FCC Rules. Operation is subject to the following two conditions: (1) This device may not cause harmful interference, and (2) this device must accept any interference received, including interference that may cause undesired operation.

Any Changes or modifications not expressly approved by the party responsible for compliance could void the user's authority to operate the equipment.

Note: This equipment has been tested and found to comply with the limits for a Class B digital device, pursuant to part 15 of the FCC Rules. These limits are designed to provide reasonable protection against harmful interference in a residential installation. This equipment generates uses and can radiate radio frequency energy and, if not installed and used in accordance with the instructions, may cause harmful interference to radio communications. However, there is no guarantee that interference will not occur in a particular installation. If this equipment does cause harmful interference to radio or television reception, which can be determined by turning the equipment off and on, the user is encouraged to try to correct the interference by one or more of the following measures:

- Reorient or relocate the receiving antenna.
- Increase the separation between the equipment and receiver.
- Connect the equipment into an outlet on a circuit different from that to which the receiver is connected.
- Consult the dealer or an experienced radio/TV technician for help.

FCC Radiation Exposure statement

The device has been evaluatec to meel general RF exposure requirement. The device can be used in portable exposure condition without restriction.