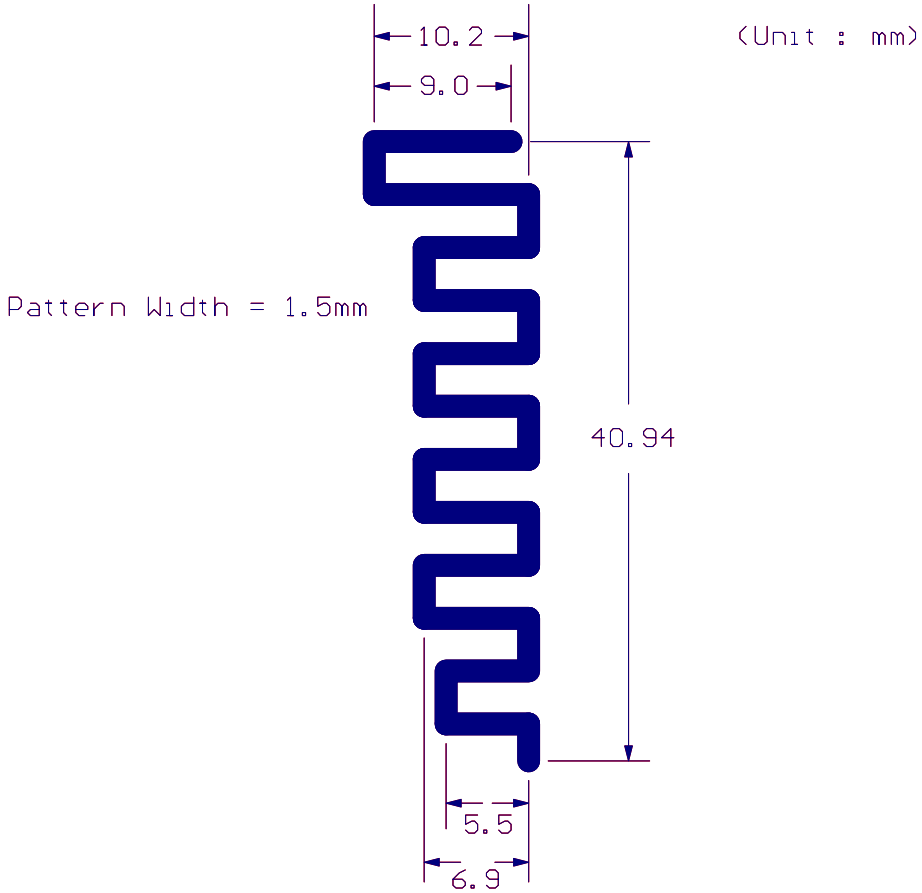
10.2
9.0
(Unit : mm)
Pattern Width = 1.5mm
40.94
5.5
6.9

Summary | **Multiple Frequency** | Multiple Cut | 3D-View | Reserved

		PwrSum					H(θ=90)				E1(φ=0)				E2(φ=90)			
No.	Freq.	Eff.[%]	Avg.[dBi]	Peak[dBi]	θ[deg]	φ[deg]	Avg.[dBi]	Peak[dBi]	φ[deg]	BW[deg]	Avg.[dBi]	Peak[dBi]	θ[deg]	BW[deg]	Avg.[dBi]	Peak[dBi]	θ[deg]	BW[deg]
1	917.500	7.29	-11.37	-7.12	-135.00	150.00	-10.95	-8.29	255.00	118.98	-11.88	-7.88	140.00	37.24	-10.91	-8.90	-90.00	104.38
2	922.500	6.96	-11.57	-7.32	-140.00	150.00	-11.14	-8.57	255.00	123.93	-12.05	-8.10	140.00	36.78	-11.14	-9.17	-90.00	103.92

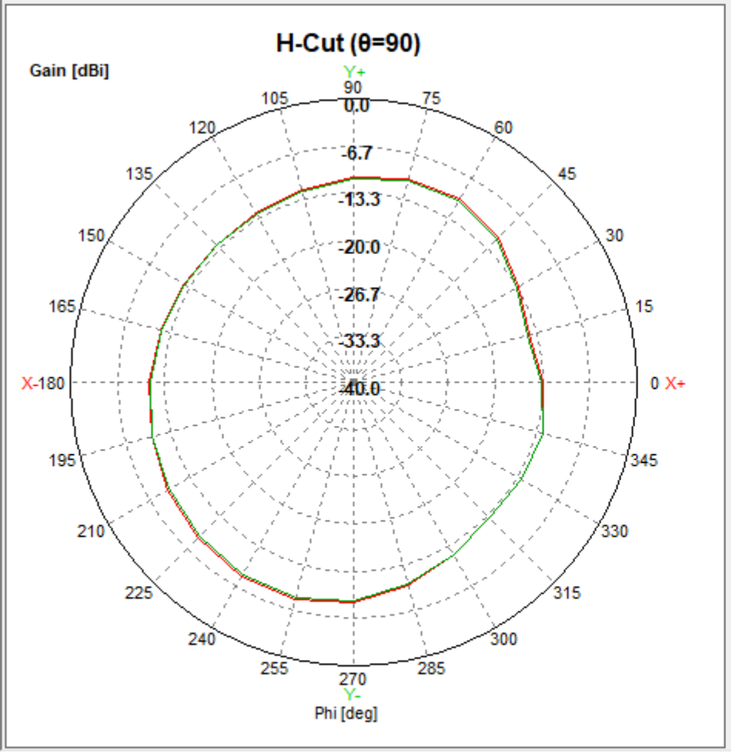

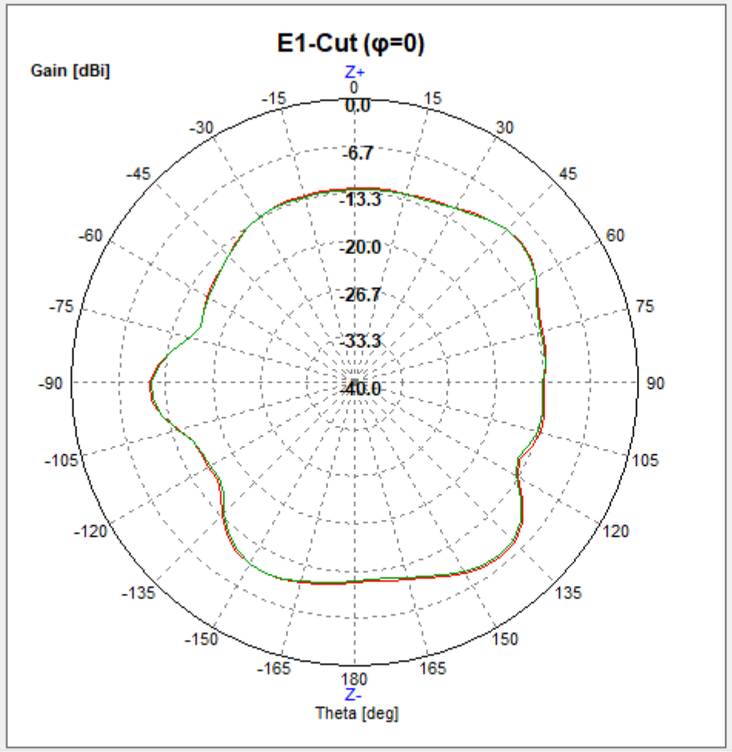

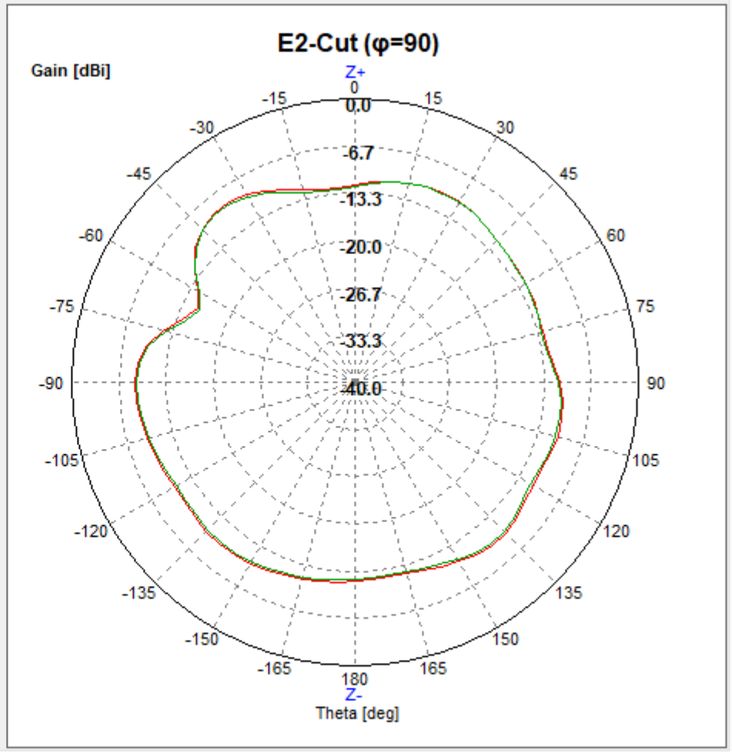

Plot Data

Data Type : Amplitude

Polarization : Powr-Sum

Freq.: 917.500, 922.500

Param.
BW[dB] : 3
F/B[deg] : ± 30

Apply

Graph Option

Style: Polar / Rectangular

Mark: Beam Peak / Beam Width

Zoom: H-Cut | E1-Cut | E2-Cut

Scale
Max : 0
Min : -40
Apply

Microwave Technologies Group


CSVA1/1000mm