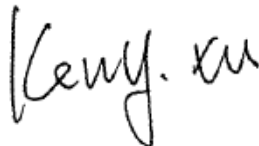


SAR TEST REPORT

Application No.: SZCR2412004719AT
Applicant: Skyhigh Tech LLC
Address of Applicant: 1209 Orange Street, Wilmington, 19801, Wilmington, Delaware, United States
Manufacturer: Skyhigh Tech LLC
Address of Manufacturer: 1209 Orange Street, Wilmington, 19801, Wilmington, Delaware, United States
EUT Description: YKBP RC 2
Model No.: YKBP2
FCC ID: 2BLZI-YKBP22411
Standards: FCC 47CFR §2.1093
Date of Receipt: 2025-02-14
Date of Test: 2025-02-18 to 2025-02-21
Date of Issue: 2025-02-26

Test Result :	PASS *
----------------------	---------------

* In the configuration tested, the EUT detailed in this report complied with the standards specified above.



Keny Xu
EMC Laboratory Manager



Revision Record				
Version	Chapter	Date	Modifier	Remark
01		2025-02-26		Original

Authorized for issue by:			
			
		<hr/> Donjon Huang/Project Engineer	
			
		<hr/> Eric Fu/Reviewer	



Unless otherwise agreed in writing, this document is issued by the Company subject to its General Conditions of Service printed overleaf, available on request or accessible at <https://www.sgs.com/en/Terms-and-Conditions>. Attention is drawn to the limitation of liability, indemnification and jurisdiction issues defined therein. Any holder of this document is advised that information contained hereon reflects the Company's findings at the time of its intervention only and within the limits of Client's instructions, if any. The Company's sole responsibility is to its Client and this document does not exonerate parties to a transaction from exercising all their rights and obligations under the transaction documents. This document cannot be reproduced except in full, without prior written approval of the Company. Any unauthorized alteration, forgery or falsification of the content or appearance of this document is unlawful and offenders may be prosecuted to the fullest extent of the law. Unless otherwise stated the results shown in this test report refer only to the sample(s) tested and such sample(s) are retained for 30 days only.

Attention: To check the authenticity of testing /inspection report & certificate, please contact us at telephone: (86-755) 8307 1443, or email: CN.Doccheck@sgs.com

TEST SUMMARY

Frequency Band	Maximum Reported SAR(W/kg)	
	Body 1g SAR	Limbs 10g SAR
WI-FI (2.4GHz)	<0.10	1.09
WI-FI (5GHz)	0.14	0.53
2.4G SDR	<0.10	0.18
5G SDR	<0.10	0.33
BT	<0.10	0.34
SAR Limited(W/kg)	1.6	4.0
Maximum Simultaneous Transmission SAR (W/kg)		
Scenario	Body 1g SAR	Limbs 10g SAR
Sum SAR	0.16	1.42
SPLSR	/	/
SPLSR Limited	0.04	0.1



Contents

TEST SUMMARY	3
1 General Information	6
1.1 General Description of EUT.....	6
1.1.1 DUT Antenna Locations.....	7
1.2 Test Specification.....	8
1.3 RF exposure limits.....	9
1.4 Test Location.....	10
1.5 Test Facility.....	10
2 Laboratory Environment	11
3 SAR Measurements System Configuraion	12
3.1 The SAR Measurement System.....	12
3.2 Isotropic E-field Proble EX3DV4.....	14
3.3 Data Acquisition Electronics (DAE).....	15
3.4 SAM Twin Phantom.....	15
3.5 ELI Phantom.....	16
3.6 Device Holder for Transmitters.....	17
3.7 Measurement Procedure.....	18
3.7.1 Scanning procedure.....	18
3.7.2 Data storage.....	20
3.7.3 Data Evaluation by SEMCAD.....	20
4 SAR measurement variability and uncertainty	22
4.1 SAR measurement variability.....	22
4.2 SAR measurement uncertainty.....	22
5 Description of Test Position	23
5.1 The Body Test Position.....	23
5.1.1 Hand-held usage of the device.....	23
6 SAR System Verificaion Procedure	24
6.1 Tissue Simulate Liquid.....	24
6.1.1 Recipes for Tissue Simulate Liquid.....	24
6.1.2 Measurement for Tissue Simulate Liquid.....	25
6.2 SAR System Check.....	26
6.2.1 Justification for Extended SAR Dipole Calibrations.....	27
6.2.2 Summary System Check Result(s).....	28
6.2.3 Detailed System Check Results.....	28
7 Test Configuration	29
7.1 Operation Configurations.....	29
7.2 WIFI Test Configuration.....	29



Unless otherwise agreed in writing, this document is issued by the Company subject to its General Conditions of Service printed overleaf, available on request or accessible at <https://www.sgs.com/en/Terms-and-Conditions>. Attention is drawn to the limitation of liability, indemnification and jurisdiction issues defined therein. Any holder of this document is advised that information contained hereon reflects the Company's findings at the time of its intervention only and within the limits of Client's instructions, if any. The Company's sole responsibility is to its Client and this document does not exonerate parties to a transaction from exercising all their rights and obligations under the transaction documents. This document cannot be reproduced except in full, without prior written approval of the Company. Any unauthorized alteration, forgery or falsification of the content or appearance of this document is unlawful and offenders may be prosecuted to the fullest extent of the law. Unless otherwise stated the results shown in this test report refer only to the sample(s) tested and such sample(s) are retained for 30 days only.

Attention: To check the authenticity of testing /inspection report & certificate, please contact us at telephone: (86-755) 83071443, or email: CN.Doccheck@sgs.com

SGS-CSTC Standards Technical Services Co., Ltd. Shenzhen Branch Laboratory
 No.1 Workshop, M-10, Middle Section, Science & Technology Park, Nanshan District, Shenzhen, Guangdong, China 518057 t (86-755) 26012053 f (86-755) 26710594 www.sgs.com.cn
 中国·广东·深圳市南山区科技园中区M-10栋1号厂房 邮编: 518057 t (86-755) 26012053 f (86-755) 26710594 sgs.china@sgs.com

7.3	2.4GHz SDR Test Configuration.....	29
7.4	SDR 5.1G Test Configuration.....	29
7.5	SDR5.8G Test Configuration.....	29
	7.5.1 Duty cycle	30
7.6	Bluetooth Test Configuration	39
8	Test Result	40
8.1	Measurement of RF Conducted Power	40
	8.1.1 Conducted Power of WIFI 2.4G	40
	8.1.2 Conducted Power of WIFI 5G	42
	8.1.3 Conducted Power of 2.4G SDR	46
	8.1.4 Conducted Power of 5G SDR	48
	8.1.5 Conducted Power of BT	52
8.2	Measurement of SAR Data.....	53
	8.2.1 SAR Result of WIFI 2.4G	54
	8.2.2 SAR Result of WIFI 5G.....	55
	8.2.3 SAR Result of 2.4G SDR	56
	8.2.4 SAR Result of 5G SDR.....	58
	8.2.5 SAR Result of BT	61
8.3	Multiple Transmitter Evaluation.....	62
	8.3.1 Simultaneous SAR test evaluation	62
	8.3.2 Simultaneous Transmission SAR Summation Scenario	63
9	Equipment list	64
10	Calibration certificate.....	66
11	Photographs	66
	Appendix A: Detailed System Check Results	66
	Appendix B: Detailed Test Results.....	66
	Appendix C: Calibration certificate	66
	Appendix D: Photographs	66



Unless otherwise agreed in writing, this document is issued by the Company subject to its General Conditions of Service printed overleaf, available on request or accessible at <https://www.sgs.com/en/Terms-and-Conditions>. Attention is drawn to the limitation of liability, indemnification and jurisdiction issues defined therein. Any holder of this document is advised that information contained hereon reflects the Company's findings at the time of its intervention only and within the limits of Client's instructions, if any. The Company's sole responsibility is to its Client and this document does not exonerate parties to a transaction from exercising all their rights and obligations under the transaction documents. This document cannot be reproduced except in full, without prior written approval of the Company. Any unauthorized alteration, forgery or falsification of the content or appearance of this document is unlawful and offenders may be prosecuted to the fullest extent of the law. Unless otherwise stated the results shown in this test report refer only to the sample(s) tested and such sample(s) are retained for 30 days only.

Attention: To check the authenticity of testing /inspection report & certificate, please contact us at telephone: (86-755) 83071443, or email: CN.Doccheck@sgs.com

SGS-CSTC Standards Technical Services Co., Ltd. Shenzhen Branch Laboratory
 No.1 Workshop, M-10, Middle Section, Science & Technology Park, Nanshan District, Shenzhen, Guangdong, China 518057 t (86-755) 26012053 f (86-755) 26710594 www.sgs.com.cn
 中国·广东·深圳市南山区科技园中区M-10栋1号厂房 邮编: 518057 t (86-755) 26012053 f (86-755) 26710594 sgs.china@sgs.com

1 General Information

1.1 General Description of EUT

Product Name:	YKBP RC 2		
Model No.:	YKBP2		
Trade Mark:	2BLZI-YKBP22411		
Product Phase:	production unit		
Device Type:	portable device		
Exposure Category:	uncontrolled environment / general population		
IMEI:	7CACM3200100B7		
Hardware Version:	V1.0		
Software Version:	V00.00.00.01		
Antenna Type:	PCB		
Device Operating Configurations:			
Modulation Mode:	WIFI: DSSS,OFDM; 2.4G SDR/5G SDR: OFDM; BT: GFSK, π/4DQPSK,8DPSK		
Frequency Bands:	Band	Tx(MHz)	Rx(MHz)
	WIFI 2.4G	2400~2483.5	2400~2483.5
	WIFI 5G	5150~5250	5150~5250
		5725~5850	5725~5850
	BT	2400~2483.5	2400~2483.5
	2.4G SDR	2403.5~2469.5	2403.5~2469.5
	5.1G SDR	5154~5248	5154~5248
5.8G SDR	5728.5~5847.2	5728.5~5847.2	
RF Cable:	<input checked="" type="checkbox"/> Provided by applicant <input type="checkbox"/> Provided by the laboratory		
Battery Information:	Model:	BRX700	
	Normal Voltage:	7.2V	
	Rated capacity:	3250mAh	
	Manufacturer:	De.power Technology Limited	
Note:	<p>*Since the above data and/or information is provided by the client relevant results or conclusions of this report are only made for these data and/or information , SGS is not responsible for the authenticity, integrity and results of the data and information and/or the validity of the conclusion.</p> <p>Remark: As above information is provided and confirmed by the applicant. SGS is not liable to the accuracy, suitability, reliability or/and integrity of the information.</p>		



Unless otherwise agreed in writing, this document is issued by the Company subject to its General Conditions of Service printed overleaf, available on request or accessible at <https://www.sgs.com/en/Terms-and-Conditions>. Attention is drawn to the limitation of liability, indemnification and jurisdiction issues defined therein. Any holder of this document is advised that information contained hereon reflects the Company's findings at the time of its intervention only and within the limits of Client's instructions, if any. The Company's sole responsibility is to its Client and this document does not exonerate parties to a transaction from exercising all their rights and obligations under the transaction documents. This document cannot be reproduced except in full, without prior written approval of the Company. Any unauthorized alteration, forgery or falsification of the content or appearance of this document is unlawful and offenders may be prosecuted to the fullest extent of the law. Unless otherwise stated the results shown in this test report refer only to the sample(s) tested and such sample(s) are retained for 30 days only.

Attention: To check the authenticity of testing /inspection report & certificate, please contact us at telephone: (86-755) 8307 1443, or email: CN.Doccheck@sgs.com

No.1 Workshop, M-10, Middle Section, Science & Technology Park, Nanshan District, Shenzhen, Guangdong, China 518057 t (86-755) 26012053 f (86-755) 26710594 www.sgs.com.cn
 中国·广东·深圳市南山区科技园中区M-10栋1号厂房 邮编: 518057 t (86-755) 26012053 f (86-755) 26710594 sgs.china@sgs.com

1.1.1 DUT Antenna Locations

The DUT Antenna Locations can be referred to Appendix D



1.2 Test Specification

Identity	Document Title
FCC 47CFR §2.1093	Radiofrequency Radiation Exposure Evaluation: Portable Devices
ANSI/IEEE C95.1-1992	IEEE Standard for Safety Levels with Respect to Human Exposure to Radio Frequency Electromagnetic Fields, 3 kHz – 300 GHz.
IEEE 1528-2013	Recommended Practice for Determining the Peak Spatial-Average Specific Absorption Rate (SAR) in the Human Head from Wireless Communications Devices: Measurement Techniques
KDB 248227 D01	SAR Guidance for IEEE 802 11 Wi-Fi SAR v02r02
KDB 648474 D04	Handset SAR v01r03
KDB 447498 D04	Interim General RF Exposure Guidance v01
KDB 865664 D01	SAR Measurement 100 MHz to 6 GHz v01r04
KDB 865664 D02	RF Exposure Reporting v01r02



Unless otherwise agreed in writing, this document is issued by the Company subject to its General Conditions of Service printed overleaf, available on request or accessible at <https://www.sgs.com/en/Terms-and-Conditions>. Attention is drawn to the limitation of liability, indemnification and jurisdiction issues defined therein. Any holder of this document is advised that information contained hereon reflects the Company's findings at the time of its intervention only and within the limits of Client's instructions, if any. The Company's sole responsibility is to its Client and this document does not exonerate parties to a transaction from exercising all their rights and obligations under the transaction documents. This document cannot be reproduced except in full, without prior written approval of the Company. Any unauthorized alteration, forgery or falsification of the content or appearance of this document is unlawful and offenders may be prosecuted to the fullest extent of the law. Unless otherwise stated the results shown in this test report refer only to the sample(s) tested and such sample(s) are retained for 30 days only.

Attention: To check the authenticity of testing /inspection report & certificate, please contact us at telephone: (86-755) 8307 1443, or email: CN.Doccheck@sgs.com
 No.1 Workshop, M-10, Middle Section, Science & Technology Park, Nanshan District, Shenzhen, Guangdong, China 518057 t (86-755) 26012053 f (86-755) 26710594 www.sgs.com.cn
 中国·广东·深圳市南山区科技园中区M-10栋1号厂房 邮编: 518057 t (86-755) 26012053 f (86-755) 26710594 sgs.china@sgs.com

1.3 RF exposure limits

Human Exposure	Uncontrolled Environment General Population	Controlled Environment Occupational
Spatial Peak SAR* (Brain*Trunk)	1.60 mW/g	8.00 mW/g
Spatial Average SAR** (Whole Body)	0.08 mW/g	0.40 mW/g
Spatial Peak SAR*** (Hands/Feet/Ankle/Wrist)	4.00 mW/g	20.00 mW/g

Notes:

* The Spatial Peak value of the SAR averaged over any 1 gram of tissue (defined as a tissue volume in the shape of a cube) and over the appropriate averaging time

** The Spatial Average value of the SAR averaged over the whole body.

*** The Spatial Peak value of the SAR averaged over any 10 grams of tissue (defined as a tissue volume in the shape of a cube) and over the appropriate averaging time.

Uncontrolled Environments are defined as locations where there is the exposure of individuals who have no knowledge or control of their exposure.

Controlled Environments are defined as locations where there is exposure that may be incurred by persons who are aware of the potential for exposure, (i.e. as a result of employment or occupation.)



Unless otherwise agreed in writing, this document is issued by the Company subject to its General Conditions of Service printed overleaf, available on request or accessible at <https://www.sgs.com/en/Terms-and-Conditions>. Attention is drawn to the limitation of liability, indemnification and jurisdiction issues defined therein. Any holder of this document is advised that information contained hereon reflects the Company's findings at the time of its intervention only and within the limits of Client's instructions, if any. The Company's sole responsibility is to its Client and this document does not exonerate parties to a transaction from exercising all their rights and obligations under the transaction documents. This document cannot be reproduced except in full, without prior written approval of the Company. Any unauthorized alteration, forgery or falsification of the content or appearance of this document is unlawful and offenders may be prosecuted to the fullest extent of the law. Unless otherwise stated the results shown in this test report refer only to the sample(s) tested and such sample(s) are retained for 30 days only.

Attention: To check the authenticity of testing /inspection report & certificate, please contact us at telephone: (86-755) 8307 1443, or email: CN.Doccheck@sgs.com

1.4 Test Location

All tests were performed at:

SGS-CSTC Standards Technical Services Co., Ltd., Shenzhen Branch

No. 1 Workshop, M-10, Middle Section, Science & Technology Park, Nanshan District, Shenzhen, Guangdong, China. 518057.

Tel: +86 755 2601 2053 Fax: +86 755 2671 0594

No tests were sub-contracted.

1.5 Test Facility

The test facility is recognized, certified, or accredited by the following organizations:

• **A2LA (Certificate No. 3816.01)**

SGS-CSTC Standards Technical Services Co., Ltd., Shenzhen EMC Laboratory is accredited by the American Association for Laboratory Accreditation(A2LA). Certificate No. 3816.01.

• **VCCI (Member No. 1937)**

The 3m Fully-anechoic chamber for above 1GHz, 10m Semi-anechoic chamber for below 1GHz, Shielded Room for Mains Port Conducted Interference Measurement and Telecommunication Port Conducted Interference Measurement of SGS-CSTC Standards Technical Services Co., Ltd. Shenzhen EMC laboratory have been registered in accordance with the Regulations for Voluntary Control Measures with Registration No.: G-20026, R-14188, C-12383 and T-11153 respectively.

• **FCC –Designation Number: CN1336**

SGS-CSTC Standards Technical Services Co., Ltd., Shenzhen EMC Laboratory has been recognized as an accredited testing laboratory.

Designation Number: CN1336. Test Firm Registration Number: 787754.

• **Innovation, Science and Economic Development Canada**

SGS-CSTC Standards Technical Services Co., Ltd., Shenzhen EMC Laboratory has been recognized by ISED as an accredited testing laboratory.

CAB identifier: CN0006.

IC#: 4620C.



2 Laboratory Environment

Temperature	Min. = 18°C, Max. = 25 °C
Relative humidity	Min. = 30%, Max. = 70%
Ground system resistance	< 0.5 Ω
Ambient noise is checked and found very low and in compliance with requirement of standards. Reflection of surrounding objects is minimized and in compliance with requirement of standards.	



Unless otherwise agreed in writing, this document is issued by the Company subject to its General Conditions of Service printed overleaf, available on request or accessible at <https://www.sgs.com/en/Terms-and-Conditions>. Attention is drawn to the limitation of liability, indemnification and jurisdiction issues defined therein. Any holder of this document is advised that information contained hereon reflects the Company's findings at the time of its intervention only and within the limits of Client's instructions, if any. The Company's sole responsibility is to its Client and this document does not exonerate parties to a transaction from exercising all their rights and obligations under the transaction documents. This document cannot be reproduced except in full, without prior written approval of the Company. Any unauthorized alteration, forgery or falsification of the content or appearance of this document is unlawful and offenders may be prosecuted to the fullest extent of the law. Unless otherwise stated the results shown in this test report refer only to the sample(s) tested and such sample(s) are retained for 30 days only.

Attention: To check the authenticity of testing /inspection report & certificate, please contact us at telephone: (86-755) 8307 1443, or email: CN.Doccheck@sgs.com

3 SAR Measurements System Configuraion

3.1 The SAR Measurement System

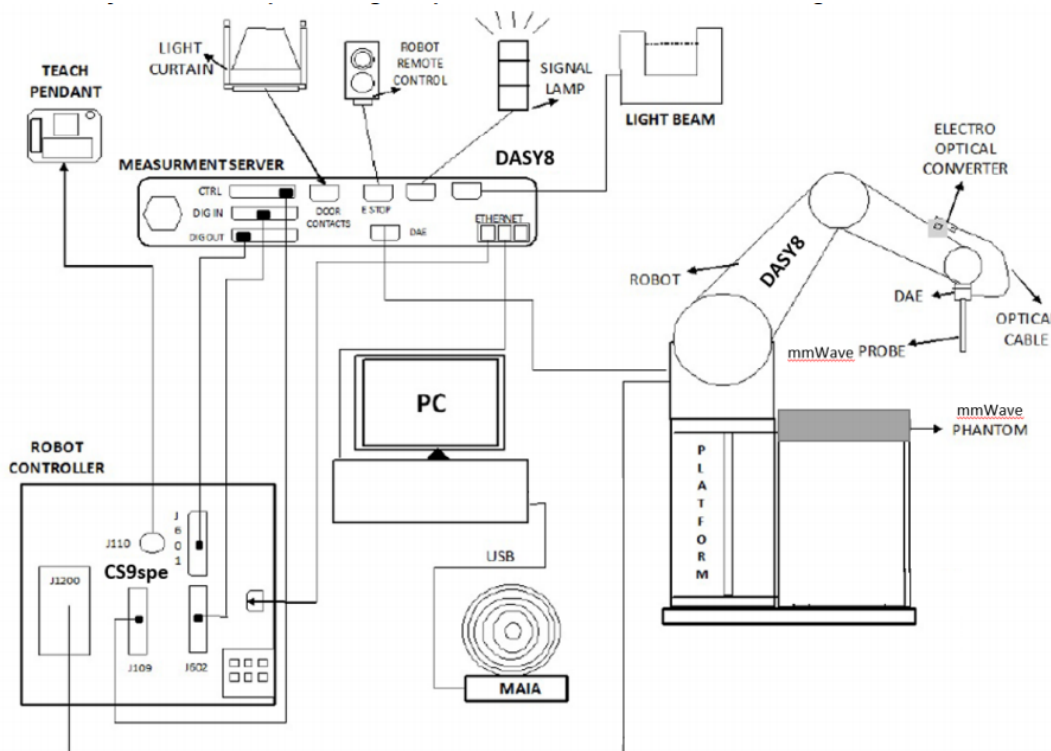
This SAR Measurement System uses a Computer-controlled 3-D stepper motor system (SPEAG DASY professional system). A E-field probe is used to determine the internal electric fields. The SAR can be obtained from the equation $SAR = \sigma (|E_i|^2) / \rho$ where σ and ρ are the conductivity and mass density of the tissue-Simulate.

The DASY system for performing compliance tests consists of the following items:
A standard high precision 6-axis robot (Stabile RX family) with controller, teach pendant and software. An arm extension for accommodation the data acquisition electronics (DAE).

A dosimetric probe, i.e., an isotropic E-field probe optimized and calibrated for usage in tissue simulating liquid. The probe is equipped with an optical surface detector system.

A data acquisition electronics (DAE) which performs the signal amplification, signal multiplexing, AD-conversion, offset measurements, mechanical surface detection, collision detection, etc. The unit is battery powered with standard or rechargeable batteries. The signal is optically transmitted to the EOC.

The Electro-optical converter (EOC) performs the conversion between optical and electrical of the signals for the digital communication to DAE and for the analog signal from the optical surface detection. The EOC is connected to the measurement server.



F-1. SAR Measurement System Configuration



Unless otherwise agreed in writing, this document is issued by the Company subject to its General Conditions of Service printed overleaf, available on request or accessible at <https://www.sgs.com/en/Terms-and-Conditions>. Attention is drawn to the limitation of liability, indemnification and jurisdiction issues defined therein. Any holder of this document is advised that information contained hereon reflects the Company's findings at the time of its intervention only and within the limits of Client's instructions, if any. The Company's sole responsibility is to its Client and this document does not exonerate parties to a transaction from exercising all their rights and obligations under the transaction documents. This document cannot be reproduced except in full, without prior written approval of the Company. Any unauthorized alteration, forgery or falsification of the content or appearance of this document is unlawful and offenders may be prosecuted to the fullest extent of the law. Unless otherwise stated the results shown in this test report refer only to the sample(s) tested and such sample(s) are retained for 30 days only.


Attention: To check the authenticity of testing /inspection report & certificate, please contact us at telephone: (86-755) 8307 1443, or email: CN.Doccheck@sgs.com

No.1 Workshop, M-10, Middle Section, Science & Technology Park, Nanshan District, Shenzhen, Guangdong, China 518057 t (86-755) 26012053 f (86-755) 26710594 www.sgs.com.cn
中国·广东·深圳市南山区科技园中区M-10栋1号厂房 邮编: 518057 t (86-755) 26012053 f (86-755) 26710594 sgs.china@sgs.com

- The function of the measurement server is to perform the time critical tasks such as signal filtering, control of the robot operation and fast movement interrupts.
- A probe alignment unit which improves the (absolute) accuracy of the probe positioning.
- A computer operating Windows system.
- DASY software.
- Remote control with teach pendant and additional circuitry for robot safety such as warning lamps, etc.
- The SAM twin phantom enabling testing left-hand, right-hand and Body Worn usage.
- The device holder for handheld mobile phones.
- Tissue simulating liquid mixed according to the given recipes.
- Validation dipole kits allowing to validating the proper functioning of the system.



3.2 Isotropic E-field Probe EX3DV4

	<p>Symmetrical design with triangular core Built-in shielding against static charges PEEK enclosure material (resistant to organic solvents, e.g., DGBE)</p>
<p>Calibration</p>	<p>ISO/IEC 17025 calibration service available.</p>
<p>Frequency</p>	<p>10 MHz to > 6 GHz Linearity: ± 0.2 dB (30 MHz to 6 GHz)</p>
<p>Directivity</p>	<p>± 0.3 dB in TSL (rotation around probe axis) ± 0.5 dB in TSL (rotation normal to probe axis)</p>
<p>Dynamic Range</p>	<p>10 μW/g to > 100 mW/g Linearity: ± 0.2 dB (noise: typically < 1 μW/g)</p>
<p>Dimensions</p>	<p>Overall length: 337 mm (Tip: 20 mm) Tip diameter: 2.5 mm (Body: 12 mm) Typical distance from probe tip to dipole centers: 1 mm</p>
<p>Application</p>	<p>High precision dosimetric measurements in any exposure scenario (e.g., very strong gradient fields); the only probe that enables compliance testing for frequencies up to 6 GHz with precision of better 30%.</p>
<p>Compatibility</p>	<p>DASY52 SAR and higher, EASY4/MRI</p>



Unless otherwise agreed in writing, this document is issued by the Company subject to its General Conditions of Service printed overleaf, available on request or accessible at <https://www.sgs.com/en/Terms-and-Conditions>. Attention is drawn to the limitation of liability, indemnification and jurisdiction issues defined therein. Any holder of this document is advised that information contained hereon reflects the Company's findings at the time of its intervention only and within the limits of Client's instructions, if any. The Company's sole responsibility is to its Client and this document does not exonerate parties to a transaction from exercising all their rights and obligations under the transaction documents. This document cannot be reproduced except in full, without prior written approval of the Company. Any unauthorized alteration, forgery or falsification of the content or appearance of this document is unlawful and offenders may be prosecuted to the fullest extent of the law. Unless otherwise stated the results shown in this test report refer only to the sample(s) tested and such sample(s) are retained for 30 days only.

Attention: To check the authenticity of testing /inspection report & certificate, please contact us at telephone: (86-755) 8307 1443, or email: CN.Doccheck@sgs.com

No.1 Workshop, M-10, Middle Section, Science & Technology Park, Nanshan District, Shenzhen, Guangdong, China 518057 t (86-755) 26012053 f (86-755) 26710594 www.sgs.com.cn
 中国·广东·深圳市南山区科技园中区M-10栋1号厂房 邮编: 518057 t (86-755) 26012053 f (86-755) 26710594 sgs.china@sgs.com

3.3 Data Acquisition Electronics (DAE)

Model	DAE	
Construction	Signal amplifier, multiplexer, A/D converter and control logic. Serial optical link for communication with DASY4/5 embedded system (fully remote controlled). Two step probe touch detector for mechanical surface detection and emergency robot stop.	
Measurement Range	-100 to +300 mV (16 bit resolution and two range settings: 4mV,400mV)	
Input Offset Voltage	< 5µV (with auto zero)	
Input Bias Current	< 50 f A	
Dimensions	60 x 60 x 68 mm	

3.4 SAM Twin Phantom


Material	Vinylester, glass fiber reinforced (VE-GF)	
Liquid Compatibility	Compatible with all SPEAG tissue simulating liquids (incl. DGBE type)	
Shell Thickness	2 ± 0.2 mm (6 ± 0.2 mm at ear point)	
Dimensions (incl. Wooden Support)	Length: 1000 mm Width: 500 mm Height: adjustable feet	
Filling Volume	pprox.. 25 liters	
Wooden Support	SPEAG standard phantom table	

The shell corresponds to the specifications of the Specific Anthropomorphic Mannequin (SAM) phantom defined in IEEE 1528 and IEC 62209-1. It enables the dosimetric evaluation of left and right hand phone usage as well as body mounted usage at the flat phantom region. A cover prevents evaporation of the liquid. Reference markings on the phantom allow the complete setup of all predefined phantom positions and measurement grids by teaching three points with the robot.

Twin SAM V5.0 has the same shell geometry and is manufactured from the same material as Twin SAM V4.0, but has reinforced top structure.



3.5 ELI Phantom

Material	Vinylester, glass fiber reinforced (VE-GF)	
Liquid Compatibility	Compatible with all SPEAG tissue simulating liquids (incl. DGBE type)	
Shell Thickness	2.0 ± 0.2 mm(bottom plate)	
Dimensions	Major axis: 600 mm Minor axis: 400 mm	
Filling Volume	pprox.. 30 liters	
Wooden Support	SPEAG standard phantom table	
<p>Phantom for compliance testing of handheld and body-mounted wireless devices in the frequency range of 30 MHz to 6 GHz. ELI is fully compatible with the IEC 62209-2 standard and all known tissue simulating liquids. ELI has been optimized regarding its performance and can be integrated into our standard phantom tables. A cover prevents evaporation of the liquid. Reference markings on the phantom allow installation of the complete setup, including all predefined phantom positions and measurement grids, by teaching three points. The phantom is compatible with all SPEAG dosimetric probes and dipoles.</p> <p>ELI V5.0 has the same shell geometry and is manufactured from the same material as ELI4 but has reinforced top structure.</p>		



Unless otherwise agreed in writing, this document is issued by the Company subject to its General Conditions of Service printed overleaf, available on request or accessible at <https://www.sgs.com/en/Terms-and-Conditions>. Attention is drawn to the limitation of liability, indemnification and jurisdiction issues defined therein. Any holder of this document is advised that information contained hereon reflects the Company's findings at the time of its intervention only and within the limits of Client's instructions, if any. The Company's sole responsibility is to its Client and this document does not exonerate parties to a transaction from exercising all their rights and obligations under the transaction documents. This document cannot be reproduced except in full, without prior written approval of the Company. Any unauthorized alteration, forgery or falsification of the content or appearance of this document is unlawful and offenders may be prosecuted to the fullest extent of the law. Unless otherwise stated the results shown in this test report refer only to the sample(s) tested and such sample(s) are retained for 30 days only.

Attention: To check the authenticity of testing /inspection report & certificate, please contact us at telephone: (86-755) 8307 1443, or email: CN.Doccheck@sgs.com

SGS-CSTC Standards Technical Services Co., Ltd. Shenzhen Branch Laboratory. No.1 Workshop, M-10, Middle Section, Science & Technology Park, Nanshan District, Shenzhen, Guangdong, China 518057 t (86-755) 26012053 f (86-755) 26710594 www.sgs.com.cn
 中国·广东·深圳市南山区科技园中区M-10栋1号厂房 邮编: 518057 t (86-755) 26012053 f (86-755) 26710594 sgs.china@sgs.com

3.6 Device Holder for Transmitters



F-2. Device Holder for Transmitters

- The DASY device holder is designed to cope with different positions given in the standard. It has two scales for the device rotation (with respect to the body axis) and the device inclination (with respect to the line between the ear reference points). The rotation centres for both scales are the ear reference point (ERP). Thus the device needs no repositioning when changing the angles.
- The DASY device holder has been made out of low-loss POM material having the following dielectric parameters: relative permittivity $\epsilon=3$ and loss tangent $\delta=0.02$. The amount of dielectric material has been reduced in the closest vicinity of the device, since measurements have suggested that the influence of the clamp on the test results could thus be lowered.

3.7 Measurement Procedure

3.7.1 Scanning procedure

Step 1: Power reference measurement

The “reference” and “drift” measurements are located at the beginning and end of the batch process. They measure the field drift at one single point in the liquid over the complete procedure.

Step 2: Area scan

The SAR distribution at the exposed side of the head was measured at a distance of 4mm from the inner surface of the shell. The area covered the entire dimension of the head and the horizontal grid spacing was 15mm*15mm or 12mm*12mm or 10mm*10mm. Based on the area scan data, the area of the maximum absorption was determined by spline interpolation.

Step 3: Zoom scan

Around this point, a volume of 32mm*32mm*30mm ($f \leq 2\text{GHz}$), 30mm*30mm*30mm (f for 2-3GHz) and 24mm*24mm*22mm (f for 5-6GHz) was assessed by measuring 5x5x7 points ($f \leq 2\text{GHz}$), 7x7x7 points (f for 2-3GHz) and 7x7x12 points (f for 5-6GHz). On this basis of this data set, the spatial peak SAR value was evaluated with the following procedure:

The data at the surface was extrapolated, since the centre of the dipoles is 2.0mm away from the tip of the probe and the distance between the surface and the lowest measuring point is 1.2mm. (This can be variable. Refer to the probe specification). The extrapolation was based on a least square algorithm. A polynomial of the fourth order was calculated through the points in z-axes. This polynomial was then used to evaluate the points between the surface and the probe tip. The maximum interpolated value was searched with a straightforward algorithm. Around this maximum the SAR values averaged over the spatial volumes (1g or 10g) were computed using the 3D-Spline interpolation algorithm. The volume was integrated with the trapezoidal algorithm. One thousand points were interpolated to calculate the average. All neighbouring volumes were evaluated until no neighboring volume with a higher average value was found.

The area and zoom scan resolutions specified in the table below must be applied to the SAR measurements. Probe boundary effect error compensation is required for measurements with the probe tip closer than half a probe tip diameter to the phantom surface. Both the probe tip diameter and sensor offset distance must satisfy measurement protocols; to ensure probe boundary effect errors are minimized and the higher fields closest to the phantom surface can be correctly measured and extrapolated to the phantom surface for computing 1-g SAR. Tolerances of the post-processing algorithms must be verified by the test laboratory for the scan resolutions used in the SAR measurements, according to the reference distribution functions specified in IEEE Std. 1528-2013.



		≤ 3 GHz	> 3 GHz
Maximum distance from closest measurement point (geometric center of probe sensors) to phantom surface		5 ± 1 mm	$\frac{1}{2} \cdot \delta \cdot \ln(2) \pm 0.5$ mm
Maximum probe angle from probe axis to phantom surface normal at the measurement location		$30^\circ \pm 1^\circ$	$20^\circ \pm 1^\circ$
Maximum area scan spatial resolution: Δx_{Area} , Δy_{Area}		≤ 2 GHz: ≤ 15 mm 2 – 3 GHz: ≤ 12 mm	3 – 4 GHz: ≤ 12 mm 4 – 6 GHz: ≤ 10 mm
		When the x or y dimension of the test device, in the measurement plane orientation, is smaller than the above, the measurement resolution must be \leq the corresponding x or y dimension of the test device with at least one measurement point on the test device.	
Maximum zoom scan spatial resolution: Δx_{Zoom} , Δy_{Zoom}		≤ 2 GHz: ≤ 8 mm 2 – 3 GHz: ≤ 5 mm*	3 – 4 GHz: ≤ 5 mm* 4 – 6 GHz: ≤ 4 mm*
Maximum zoom scan spatial resolution, normal to phantom surface	uniform grid: $\Delta z_{Zoom}(n)$	≤ 5 mm	3 – 4 GHz: ≤ 4 mm 4 – 5 GHz: ≤ 3 mm 5 – 6 GHz: ≤ 2 mm
	graded grid $\Delta z_{Zoom}(1)$: between 1 st two points closest to phantom surface	≤ 4 mm	3 – 4 GHz: ≤ 3 mm 4 – 5 GHz: ≤ 2.5 mm 5 – 6 GHz: ≤ 2 mm
	$\Delta z_{Zoom}(n>1)$: between subsequent points	$\leq 1.5 \cdot \Delta z_{Zoom}(n-1)$	
Minimum zoom scan volume	x, y, z	≥ 30 mm	3 – 4 GHz: ≥ 28 mm 4 – 5 GHz: ≥ 25 mm 5 – 6 GHz: ≥ 22 mm

Step 4: Power reference measurement (drift)

The Power Drift Measurement job measures the field at the same location as the most recent power reference measurement job within the same procedure, and with the same settings. The indicated drift is mainly the variation of the DUT’s output power and should vary max. $\pm 5\%$



Unless otherwise agreed in writing, this document is issued by the Company subject to its General Conditions of Service printed overleaf, available on request or accessible at <https://www.sgs.com/en/Terms-and-Conditions>. Attention is drawn to the limitation of liability, indemnification and jurisdiction issues defined therein. Any holder of this document is advised that information contained hereon reflects the Company’s findings at the time of its intervention only and within the limits of Client’s instructions, if any. The Company’s sole responsibility is to its Client and this document does not exonerate parties to a transaction from exercising all their rights and obligations under the transaction documents. This document cannot be reproduced except in full, without prior written approval of the Company. Any unauthorized alteration, forgery or falsification of the content or appearance of this document is unlawful and offenders may be prosecuted to the fullest extent of the law. Unless otherwise stated the results shown in this test report refer only to the sample(s) tested and such sample(s) are retained for 30 days only.

Attention: To check the authenticity of testing /inspection report & certificate, please contact us at telephone: (86-755) 83071443, or email: CN.Doccheck@sgs.com

No.1 Workshop, M-10, Middle Section, Science & Technology Park, Nanshan District, Shenzhen, Guangdong, China 518057 t (86-755) 26012053 f (86-755) 26710594 www.sgs.com.cn
 中国·广东·深圳市南山区科技园中区M-10栋1号厂房 邮编: 518057 t (86-755) 26012053 f (86-755) 26710594 sgs.china@sgs.com

3.7.2 Data storage

The DASY software stores the acquired data from the data acquisition electronics as raw data (in microvolt readings from the probe sensors), together with all necessary software parameters for the data evaluation (probe calibration data, liquid parameters and device frequency and modulation data) in measurement files with the extension “DAE”. The software evaluates the desired unit and format for output each time the data is visualized or exported. This allows verification of the complete software setup even after the measurement and allows correction of incorrect parameter settings. For example, if a measurement has been performed with a wrong crest factor parameter in the device setup, the parameter can be corrected afterwards and the data can be re-evaluated. The measured data can be visualized or exported in different units or formats, depending on the selected probe type ([V/m], [A/m], [°C], [m W/g], [m W/cm²], [dBrel], etc.). Some of these units are not available in certain situations or show meaningless results, e.g., a SAR output in a lossless media will always be zero. Raw data can also be exported to perform the evaluation with other software packages.

3.7.3 Data Evaluation by SEMCAD

The SEMCAD software automatically executes the following procedures to calculate the field units from the microvolt readings at the probe connector. The parameters used in the evaluation are stored in the configuration modules of the software:

Probe parameters:	- Sensitivity	Normi, ai0, ai1, ai2
- Conversion factor	ConvFi	
- Diode compression point	Dcpi	
Device parameters:	- Frequency	f
- Crest factor	cf	
Media parameters:	- Conductivity	ε
- Density	ρ	

These parameters must be set correctly in the software. They can be found in the component documents, or they can be imported into the software from the configuration files issued for the DASY components. In the direct measuring mode of the multimeter option, the parameters of the actual system setup are used. In the scan visualization and export modes, the parameters stored in the corresponding document files are used.

The first step of the evaluation is a linearization of the filtered input signal to account for the compression characteristics of the detector diode. The compensation depends on the input signal, the diode type and the DC-transmission factor from the diode to the evaluation electronics.

If the exciting field is pulsed, the crest factor of the signal must be known to correctly compensate for peak power. The formula for each channel can be given as:

$$V_i = U_i + U_i^2 \cdot cf / dcp_i$$

With V_i = compensated signal of channel I (I = x, y, z)

U_i = input signal of channel I (I = x, y, z)

cf = crest factor of exciting field (DASY parameter)

dcp I = diode compression point (DASY parameter)

From the compensated input signals the primary field data for each channel can be evaluated:
E-field probes:



$$E_i = (V_i / Norm_i \cdot ConvF)^{1/2}$$

H-field probes:

$$H_i = (V_i)^{1/2} \cdot (a_{i0} + a_{i1}f + a_{i2}f^2) / f$$

With V_i = compensated signal of channel I ($I = x, y, z$)

$Norm_i$ = sensor sensitivity of channel I ($I = x, y, z$)

[mV/(V/m)²] for E-field Probes

ConvF = sensitivity enhancement in solution

a_{ij} = sensor sensitivity factors for H-field probes

f = carrier frequency [GHz]

E_i = electric field strength of channel I in V/m

H_i = magnetic field strength of channel I in A/m

The RSS value of the field components gives the total field strength (Hermitian magnitude):

$$E_{tot} = (E_x^2 + E_y^2 + E_z^2)^{1/2}$$

The primary field data are used to calculate the derived field units.

$$SAR = (E_{tot}^2 \cdot \sigma) / (\epsilon \cdot 1000)$$

with SAR = local specific absorption rate in mW/g

E_{tot} = total field strength in V/m

σ = conductivity in [mho/m] or [Siemens/m]

ϵ = equivalent tissue density in g/cm³

Note that the density is normally set to 1 (or 1.06), to account for actual brain density rather than the density of the simulation liquid. The power flow density is calculated assuming the excitation field to be a free space field.

$$P_{pwe} = E_{tot}^2 / 3770 \text{ or } P_{pwe} = H_{tot}^2 \cdot 37.7$$

with P_{pwe} = equivalent power density of a plane wave in mW/cm²

E_{tot} = total electric field strength in V/m

H_{tot} = total magnetic field strength in A/m



Unless otherwise agreed in writing, this document is issued by the Company subject to its General Conditions of Service printed overleaf, available on request or accessible at <https://www.sgs.com/en/Terms-and-Conditions>. Attention is drawn to the limitation of liability, indemnification and jurisdiction issues defined therein. Any holder of this document is advised that information contained hereon reflects the Company's findings at the time of its intervention only and within the limits of Client's instructions, if any. The Company's sole responsibility is to its Client and this document does not exonerate parties to a transaction from exercising all their rights and obligations under the transaction documents. This document cannot be reproduced except in full, without prior written approval of the Company. Any unauthorized alteration, forgery or falsification of the content or appearance of this document is unlawful and offenders may be prosecuted to the fullest extent of the law. Unless otherwise stated the results shown in this test report refer only to the sample(s) tested and such sample(s) are retained for 30 days only.

Attention: To check the authenticity of testing /inspection report & certificate, please contact us at telephone: (86-755) 83071443, or email: CN.Doccheck@sgs.com

4 SAR measurement variability and uncertainty

4.1 SAR measurement variability

Per KDB 865664 D01 SAR measurement 100 MHz to 6 GHz v01r04, SAR measurement variability must be assessed for each frequency band, which is determined by the SAR probe calibration point and tissue-equivalent medium used for the device measurements. The additional measurements are repeated after the completion of all measurements requiring the same head or body tissue-equivalent medium in a frequency band. The test device should be returned to ambient conditions (normal room temperature) with the battery fully charged before it is re-mounted on the device holder for the repeated measurement(s) to minimize any unexpected variations in the repeated results.

- 1) Repeated measurement is not required when the original highest measured SAR is < 0.80 W/kg; steps 2) through 4) do not apply.
- 2) When the original highest measured SAR is ≥ 0.80 W/kg, repeat that measurement once.
- 3) Perform a second repeated measurement only if the ratio of largest to smallest SAR for the original and first repeated measurements is > 1.20 or when the original or repeated measurement is ≥ 1.45 W/kg ($\sim 10\%$ from the 1-g SAR limit).
- 4) Perform a third repeated measurement only if the original, first or second repeated measurement is ≥ 1.5 W/kg and the ratio of largest to smallest SAR for the original, first and second repeated measurements is > 1.20 .

The same procedures should be adapted for measurements according to extremity and occupational exposure limits by applying a factor of 2.5 for extremity exposure and a factor of 5 for occupational exposure to the corresponding SAR thresholds.

4.2 SAR measurement uncertainty

Per KDB865664 D01 SAR Measurement 100 MHz to 6 GHz, when the highest measured 1-g SAR within a frequency band is < 1.5 W/kg, the extensive SAR measurement uncertainty analysis described in IEEE Std 1528-2013 is not required in SAR reports submitted for equipment approval. The equivalent ratio (1.5/1.6) is applied to extremity and occupational exposure conditions.



Unless otherwise agreed in writing, this document is issued by the Company subject to its General Conditions of Service printed overleaf, available on request or accessible at <https://www.sgs.com/en/Terms-and-Conditions>. Attention is drawn to the limitation of liability, indemnification and jurisdiction issues defined therein. Any holder of this document is advised that information contained hereon reflects the Company's findings at the time of its intervention only and within the limits of Client's instructions, if any. The Company's sole responsibility is to its Client and this document does not exonerate parties to a transaction from exercising all their rights and obligations under the transaction documents. This document cannot be reproduced except in full, without prior written approval of the Company. Any unauthorized alteration, forgery or falsification of the content or appearance of this document is unlawful and offenders may be prosecuted to the fullest extent of the law. Unless otherwise stated the results shown in this test report refer only to the sample(s) tested and such sample(s) are retained for 30 days only.

Attention: To check the authenticity of testing /inspection report & certificate, please contact us at telephone: (86-755) 8307 1443, or email: CN.Doccheck@sgs.com
No.1 Workshop, M-10, Middle Section, Science & Technology Park, Nanshan District, Shenzhen, Guangdong, China 518057 t (86-755) 26012053 f (86-755) 26710594 www.sgs.com.cn
中国·广东·深圳市南山区科技园中区M-10栋1号厂房 邮编: 518057 t (86-755) 26012053 f (86-755) 26710594 sgs.china@sgs.com

5 Description of Test Position

5.1 The Body Test Position

5.1.1 Hand-held usage of the device

Devices that are designed or intended for use on extremities (i.e., hands, wrists, feet and ankles), or mainly operated in extremity-only exposure conditions, may require extremity SAR evaluation. When extremity SAR testing is required, a flat phantom is typically used. However, when the device also operates in close proximity to the user's body, SAR compliance for the body is also required. Based on user usage scenarios, we conducted body SAR tests on the bottom side and limbs condition tests on all six sides.



Unless otherwise agreed in writing, this document is issued by the Company subject to its General Conditions of Service printed overleaf, available on request or accessible at <https://www.sgs.com/en/Terms-and-Conditions>. Attention is drawn to the limitation of liability, indemnification and jurisdiction issues defined therein. Any holder of this document is advised that information contained hereon reflects the Company's findings at the time of its intervention only and within the limits of Client's instructions, if any. The Company's sole responsibility is to its Client and this document does not exonerate parties to a transaction from exercising all their rights and obligations under the transaction documents. This document cannot be reproduced except in full, without prior written approval of the Company. Any unauthorized alteration, forgery or falsification of the content or appearance of this document is unlawful and offenders may be prosecuted to the fullest extent of the law. Unless otherwise stated the results shown in this test report refer only to the sample(s) tested and such sample(s) are retained for 30 days only.

Attention: To check the authenticity of testing /inspection report & certificate, please contact us at telephone: (86-755) 8307 1443, or email: CN.Doccheck@sgs.com

6 SAR System Verificaion Procedure

6.1 Tissue Simulate Liquid

6.1.1 Recipes for Tissue Simulate Liquid

The bellowing tables give the recipes for tissue simulating liquids to be used in different frequency bands:

Ingredients (% by weight)	Frequency (MHz)				
	450	700-1000	1700-2000	2300-2500	2500-2700
Water	38.56	40.30	55.24	55.00	54.92
Salt (NaCl)	3.95	1.38	0.31	0.2	0.23
Sucrose	56.32	57.90	0	0	0
HEC	0.98	0.24	0	0	0
Bactericide	0.19	0.18	0	0	0
Tween	0	0	44.45	44.80	44.85
Salt: 99+% Pure Sodium Chloride Water: De-ionized, 16 MQ+ resistivity Tween: Polyoxyethylene (20) sorbitan monolaurate Sucrose: 98+% Pure Sucrose HEC: Hydroxyethyl Cellulose					
HSL5GHZ is composed of the following ingredients: (Manufactured by SPEAG) Water: 50-65% Mineral oil: 10-30% Emulsifiers: 8-25% Sodium salt: 0-1.5%					

Table 1 : Recipe of Tissue Simulate Liquid



6.1.2 Measurement for Tissue Simulate Liquid

The Conductivity (σ) and Permittivity (ϵ_r) are listed in Table 2. For the SAR measurement given in this report. The temperature variation of the Tissue Simulate Liquids was $22\pm 2^\circ\text{C}$.

Measurement for Tissue Simulate Liquid									
Tissue Type	Measured Frequency (MHz)	Measured Tissue		Target Tissue ($\pm 5\%$)		Deviation (Within $\pm 5\%$)		Liquid Temp. ($^\circ\text{C}$)	Test Date
		ϵ_r	$\sigma(\text{S/m})$	ϵ_r	$\sigma(\text{S/m})$	ϵ_r	$\sigma(\text{S/m})$		
2450 Head	2450	38.300	1.830	39.20	1.80	-2.30%	1.67%	21.6	2025/2/18
2600 Head	2600	38.000	1.890	39.00	1.96	-2.56%	-3.57%	21.7	2025/2/20
5250 Head	5250	37.200	4.640	35.90	4.71	3.62%	-1.49%	21.7	2025/2/19
5250 Head	5250	37.100	4.630	35.90	4.71	3.34%	-1.70%	21.8	2025/2/21
5750 Head	5750	36.400	5.240	35.40	5.22	2.82%	0.38%	21.7	2025/2/19
5750 Head	5750	36.200	5.100	35.40	5.22	2.26%	-2.30%	21.8	2025/2/21

Table 2 : Measurement result of Tissue electric parameters



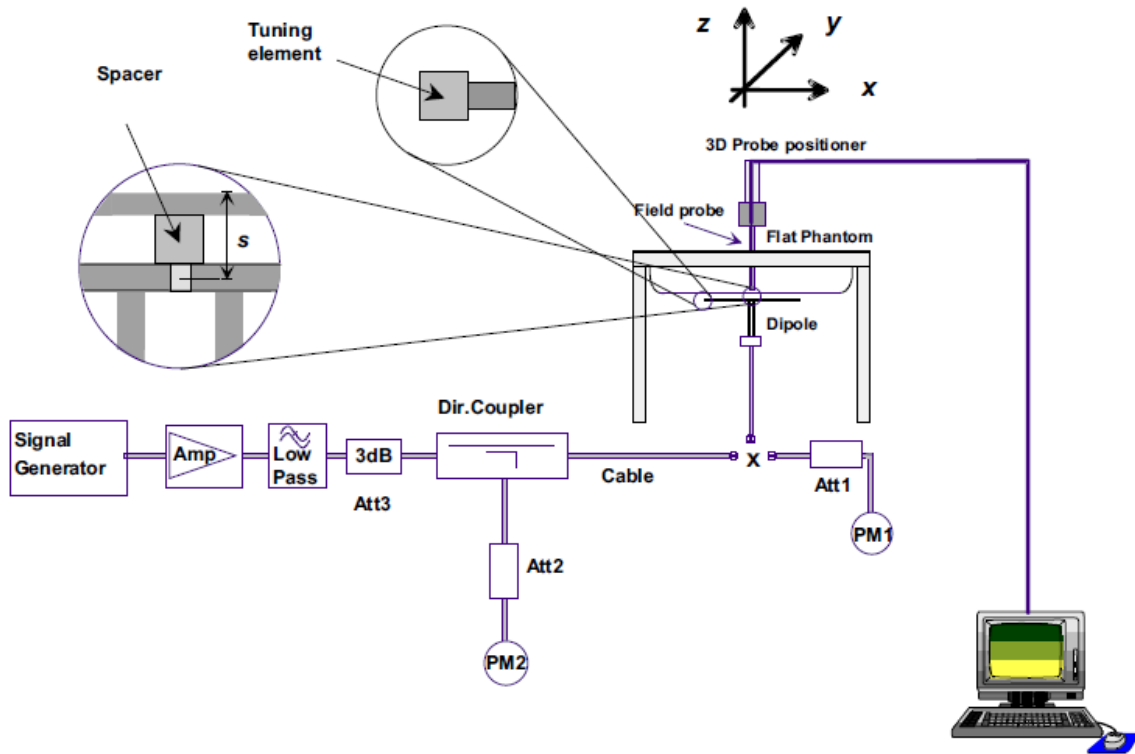
Unless otherwise agreed in writing, this document is issued by the Company subject to its General Conditions of Service printed overleaf, available on request or accessible at <https://www.sgs.com/en/Terms-and-Conditions>. Attention is drawn to the limitation of liability, indemnification and jurisdiction issues defined therein. Any holder of this document is advised that information contained hereon reflects the Company's findings at the time of its intervention only and within the limits of Client's instructions, if any. The Company's sole responsibility is to its Client and this document does not exonerate parties to a transaction from exercising all their rights and obligations under the transaction documents. This document cannot be reproduced except in full, without prior written approval of the Company. Any unauthorized alteration, forgery or falsification of the content or appearance of this document is unlawful and offenders may be prosecuted to the fullest extent of the law. Unless otherwise stated the results shown in this test report refer only to the sample(s) tested and such sample(s) are retained for 30 days only.

Attention: To check the authenticity of testing /inspection report & certificate, please contact us at telephone: (86-755) 8307 1443, or email: CN.Doccheck@sgs.com

SGS-CSTC Standards Technical Services Co., Ltd. Shenzhen Branch Laboratory. No.1 Workshop, M-10, Middle Section, Science & Technology Park, Nanshan District, Shenzhen, Guangdong, China 518057 t (86-755) 26012053 f (86-755) 26710594 www.sgs.com.cn
 中国·广东·深圳市南山区科技园中区M-10栋1号厂房 邮编: 518057 t (86-755) 26012053 f (86-755) 26710594 sgs.china@sgs.com

6.2 SAR System Check

The microwave circuit arrangement for system Check is sketched in F-12. The daily system accuracy verification occurs within the flat section of the SAM phantom. A SAR measurement was performed to see if the measured SAR was within +/- 10% from the target SAR values. The tests were conducted on the same days as the measurement of the EUT. The obtained results from the system accuracy verification are displayed in the following table (A power level of 250mW (below 3GHz) or 100mW (3-6GHz) was input to the dipole antenna). During the tests, the ambient temperature of the laboratory was in the range 22±2°C, the relative humidity was in the range 60% and the liquid depth above the ear reference points was above 15±0.5 cm in all the cases. It is seen that the system is operating within its specification, as the results are within acceptable tolerance of the reference values.



F-12.The microwave circuit arrangement used for SAR system Check



6.2.1 Justification for Extended SAR Dipole Calibrations

1) Instead of the typical annual calibration recommended by measurement standards, longer calibration intervals of up to three years may be considered when it is demonstrated that the SAR target, impedance and return loss of a dipole have remain stable according to the following requirements. Each measured dipole is expected to evaluate with the following criteria at least on annual interval in Appendix C.

- a) There is no physical damage on the dipole;
- b) System check with specific dipole is within 10% of calibrated value;
- c) Return-loss is within 20% of calibrated measurement;
- d) Impedance is within 5Ω from the previous measurement.

2) Network analyzer probe calibration against air, distilled water and a shorting block performed before measuring liquid parameters.



Unless otherwise agreed in writing, this document is issued by the Company subject to its General Conditions of Service printed overleaf, available on request or accessible at <https://www.sgs.com/en/Terms-and-Conditions>. Attention is drawn to the limitation of liability, indemnification and jurisdiction issues defined therein. Any holder of this document is advised that information contained hereon reflects the Company's findings at the time of its intervention only and within the limits of Client's instructions, if any. The Company's sole responsibility is to its Client and this document does not exonerate parties to a transaction from exercising all their rights and obligations under the transaction documents. This document cannot be reproduced except in full, without prior written approval of the Company. Any unauthorized alteration, forgery or falsification of the content or appearance of this document is unlawful and offenders may be prosecuted to the fullest extent of the law. Unless otherwise stated the results shown in this test report refer only to the sample(s) tested and such sample(s) are retained for 30 days only.

Attention: To check the authenticity of testing /inspection report & certificate, please contact us at telephone: (86-755) 8307 1443, or email: CN.Doccheck@sgs.com

6.2.2 Summary System Check Result(s)

SAR System Validation Result(s)											
Validation Kit		Measured SAR 250mW	Measured SAR 250mW	Measured SAR (normalized to 1W)	Measured SAR (normalized to 1W)	Target SAR (normalized to 1W)	Target SAR (normalized to 1W)	Deviation (Within ±10%)		Liquid Temp. (°C)	Test Date
		1g (W/kg)	10g (W/kg)	1g (W/kg)	10g (W/kg)	1-g(W/kg)	10-g(W/kg)	1-g(W/kg)	10-g(W/kg)		
D2450V2	Head	13.30	6.51	53.20	26.04	52.20	24.30	1.92%	7.16%	21.6	2025/2/18
D2450V2	Head	13.12	6.42	52.48	25.68	52.20	24.30	0.54%	5.68%	21.7	2025/2/20
Validation Kit		Measured SAR 100mW	Measured SAR 100mW	Measured SAR (normalized to 1W)	Measured SAR (normalized to 1W)	Target SAR (normalized to 1W)	Target SAR (normalized to 1W)	Deviation (Within ±10%)		Liquid Temp. (°C)	Test Date
		1g (W/kg)	10g (W/kg)	1g (W/kg)	10g (W/kg)	1-g(W/kg)	10-g(W/kg)	1-g(W/kg)	10-g(W/kg)		
D5GHzV2	Head(5.25GHz)	8.22	2.38	82.20	23.80	77.30	22.10	6.34%	7.69%	21.7	2025/2/19
	Head(5.25GHz)	8.15	2.29	81.50	22.90	77.30	22.10	5.43%	3.62%	21.8	2025/2/21
	Head(5.75GHz)	8.14	2.25	81.40	22.50	77.10	21.30	5.58%	5.63%	21.7	2025/2/19
	Head(5.75GHz)	8.18	2.33	81.80	23.30	77.10	21.30	6.10%	9.39%	21.8	2025/2/21

Table 3 : SAR System Check Result

6.2.3 Detailed System Check Results

Please see the Appendix A



Unless otherwise agreed in writing, this document is issued by the Company subject to its General Conditions of Service printed overleaf, available on request or accessible at <https://www.sgs.com/en/Terms-and-Conditions>. Attention is drawn to the limitation of liability, indemnification and jurisdiction issues defined therein. Any holder of this document is advised that information contained hereon reflects the Company's findings at the time of its intervention only and within the limits of Client's instructions, if any. The Company's sole responsibility is to its Client and this document does not exonerate parties to a transaction from exercising all their rights and obligations under the transaction documents. This document cannot be reproduced except in full, without prior written approval of the Company. Any unauthorized alteration, forgery or falsification of the content or appearance of this document is unlawful and offenders may be prosecuted to the fullest extent of the law. Unless otherwise stated the results shown in this test report refer only to the sample(s) tested and such sample(s) are retained for 30 days only.

Attention: To check the authenticity of testing /inspection report & certificate, please contact us at telephone: (86-755) 8307 1443, or email: CN.Doccheck@sgs.com

SGS-CSTC Standards Technical Services Co., Ltd. Shenzhen Branch Laboratory
 No.1 Workshop, M-10, Middle Section, Science & Technology Park, Nanshan District, Shenzhen, Guangdong, China 518057 t (86-755) 26012053 f (86-755) 26710594 www.sgs.com.cn
 中国·广东·深圳市南山区科技园中区M-10栋1号厂房 邮编: 518057 t (86-755) 26012053 f (86-755) 26710594 sgs.china@sgs.com

7 Test Configuration

7.1 Operation Configurations

7.2 WIFI Test Configuration

For the 802.11b/g/n/ax SAR tests, a communication link is set up with the test mode software for Wi-Fi mode test. The Absolute Radio Frequency Channel Number (ARFCN) is allocated to 1, 6 and 11 respectively in the case of 2450 MHz during the test at the each test frequency channel, the EUT is operated at the RF continuous emission mode. Each channel should be tested at the lowest rate. 802.11 b/g/n/ax operating modes are tested independently according to the service requirements in each frequency band. 802.11 b/g/n/ax modes are tested on channel 1, 6, 11; However if output power reduction is necessary for channels 1 and/or 11 to meet restricted band requirements the highest output channel closest to each of these channels must be tested instead. SAR is not required for 802.11g/n channels when the maximum average output power is less than 0.25dB higher than that measured on the corresponding 802.11b channels.

7.3 2.4GHz SDR Test Configuration

For the SAR tests, a communication link is set up with the test mode software for 2.4GHz, in the case of 2402.15~2479.85 MHz, during the test at each test frequency channel. The EUT is operated at the RF continuous emission mode. Each channel should be tested at the lowest rate. operating modes are tested independently according to the service requirements in each frequency band.

7.4 SDR 5.1G Test Configuration

For the SAR tests, a communication link is set up with the test mode software for 5.1G, in the case of 5154-5248MHz, during the test at each test frequency channel. The EUT is operated at the RF continuous emission mode. Each channel should be tested at the lowest rate. operating modes are tested independently according to the service requirements in each frequency band.

7.5 SDR5.8G Test Configuration

For the SAR tests, a communication link is set up with the test mode software for 5.8G, in the case of 5727.5~5847.2MHz, during the test at each test frequency channel. The EUT is operated at the RF continuous emission mode. Each channel should be tested at the lowest rate. operating modes are tested independently according to the service requirements in each frequency band.

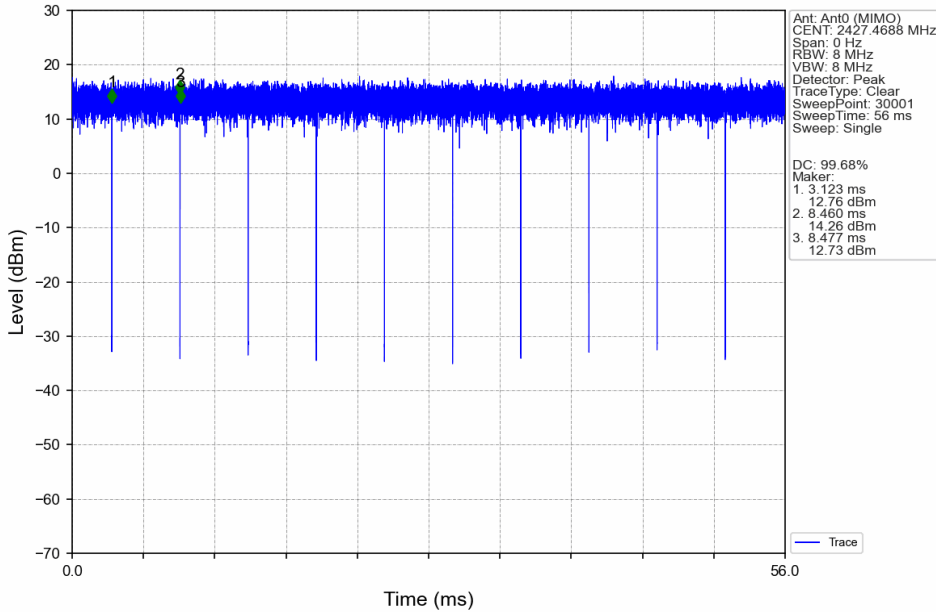


Unless otherwise agreed in writing, this document is issued by the Company subject to its General Conditions of Service printed overleaf, available on request or accessible at <https://www.sgs.com/en/Terms-and-Conditions>. Attention is drawn to the limitation of liability, indemnification and jurisdiction issues defined therein. Any holder of this document is advised that information contained hereon reflects the Company's findings at the time of its intervention only and within the limits of Client's instructions, if any. The Company's sole responsibility is to its Client and this document does not exonerate parties to a transaction from exercising all their rights and obligations under the transaction documents. This document cannot be reproduced except in full, without prior written approval of the Company. Any unauthorized alteration, forgery or falsification of the content or appearance of this document is unlawful and offenders may be prosecuted to the fullest extent of the law. Unless otherwise stated the results shown in this test report refer only to the sample(s) tested and such sample(s) are retained for 30 days only.

Attention: To check the authenticity of testing /inspection report & certificate, please contact us at telephone: (86-755) 83071443, or email: CN.Doccheck@sgs.com
No.1 Workshop, M-10, Middle Section, Science & Technology Park, Nanshan District, Shenzhen, Guangdong, China 518057 t (86-755) 26012053 f (86-755) 26710594 www.sgs.com.cn
中国·广东·深圳市南山区科技园中区M-10栋1号厂房 邮编: 518057 t (86-755) 26012053 f (86-755) 26710594 sgs.china@sgs.com

7.5.1 Duty cycle

1) Wi-Fi 2.4GHz 802.11ax:Duty cycle=99.68%



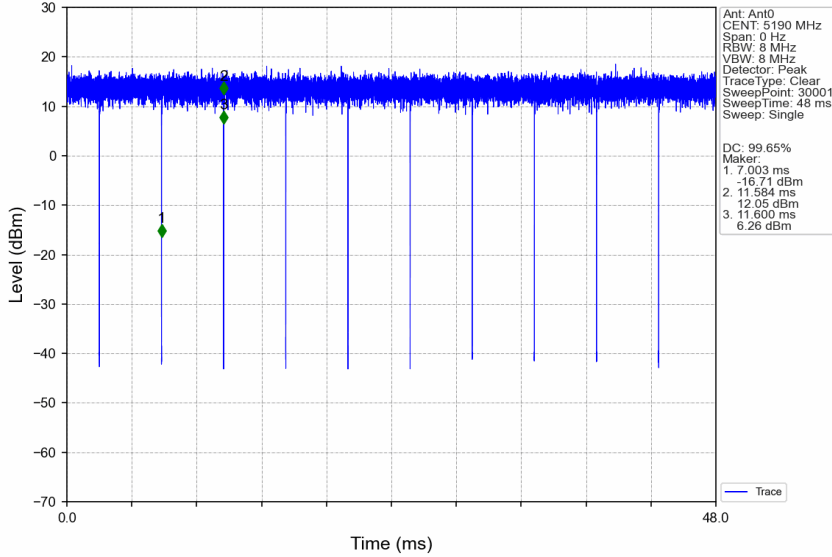
SGS-CSTC Standards Technical Services Co., Ltd.
 Shenzhen Branch

Unless otherwise agreed in writing, this document is issued by the Company subject to its General Conditions of Service printed overleaf, available on request or accessible at <https://www.sgs.com/en/Terms-and-Conditions>. Attention is drawn to the limitation of liability, indemnification and jurisdiction issues defined therein. Any holder of this document is advised that information contained hereon reflects the Company's findings at the time of its intervention only and within the limits of Client's instructions, if any. The Company's sole responsibility is to its Client and this document does not exonerate parties to a transaction from exercising all their rights and obligations under the transaction documents. This document cannot be reproduced except in full, without prior written approval of the Company. Any unauthorized alteration, forgery or falsification of the content or appearance of this document is unlawful and offenders may be prosecuted to the fullest extent of the law. Unless otherwise stated the results shown in this test report refer only to the sample(s) tested and such sample(s) are retained for 30 days only.

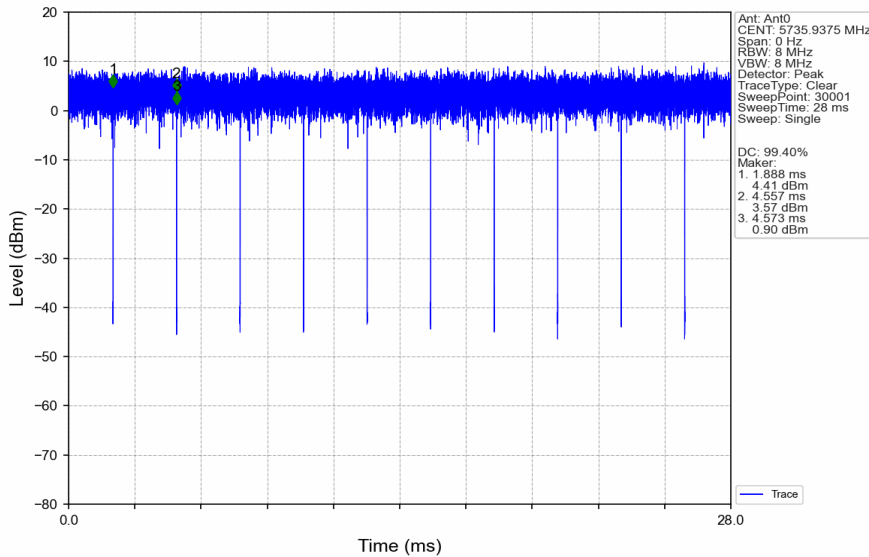
Attention: To check the authenticity of testing /inspection report & certificate, please contact us at telephone: (86-755) 8307 1443, or email: CN.Doccheck@sgs.com

No.1 Workshop, M-10, Middle Section, Science & Technology Park, Nanshan District, Shenzhen, Guangdong, China 518057 t (86-755) 26012053 f (86-755) 26710594 www.sgs.com.cn
 中国·广东·深圳市南山区科技园中区M-10栋1号厂房 邮编: 518057 t (86-755) 26012053 f (86-755) 26710594 sgs.china@sgs.com

3) Wi-Fi 5GHz 802.11ac40: Duty cycle=99.65% %



4) Wi-Fi 5GHz 802.11ac80: Duty cycle=98.04%



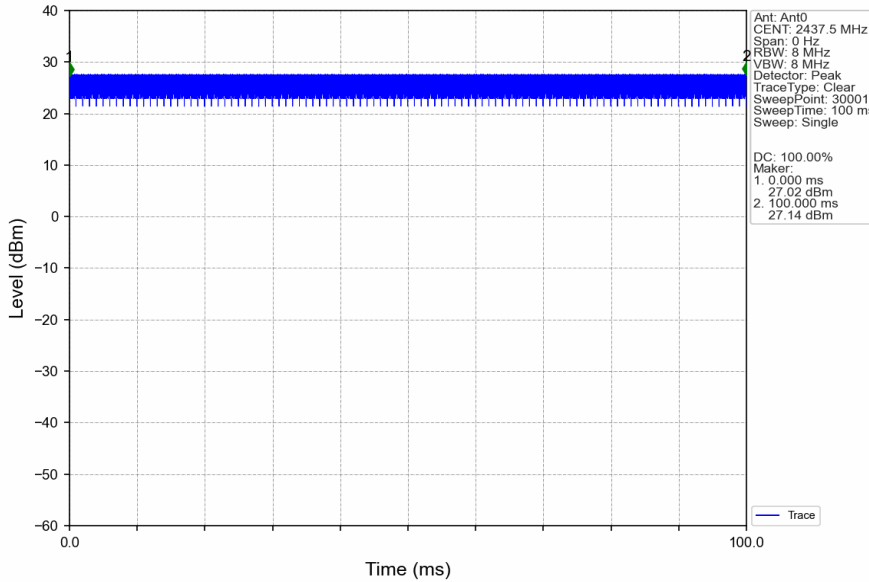
Unless otherwise agreed in writing, this document is issued by the Company subject to its General Conditions of Service printed overleaf, available on request or accessible at <https://www.sgs.com/en/Terms-and-Conditions>. Attention is drawn to the limitation of liability, indemnification and jurisdiction issues defined therein. Any holder of this document is advised that information contained hereon reflects the Company's findings at the time of its intervention only and within the limits of Client's instructions, if any. The Company's sole responsibility is to its Client and this document does not exonerate parties to a transaction from exercising all their rights and obligations under the transaction documents. This document cannot be reproduced except in full, without prior written approval of the Company. Any unauthorized alteration, forgery or falsification of the content or appearance of this document is unlawful and offenders may be prosecuted to the fullest extent of the law. Unless otherwise stated the results shown in this test report refer only to the sample(s) tested and such sample(s) are retained for 30 days only.

Attention: To check the authenticity of testing /inspection report & certificate, please contact us at telephone: (86-755) 83071443, or email: CN.Doccheck@sgs.com

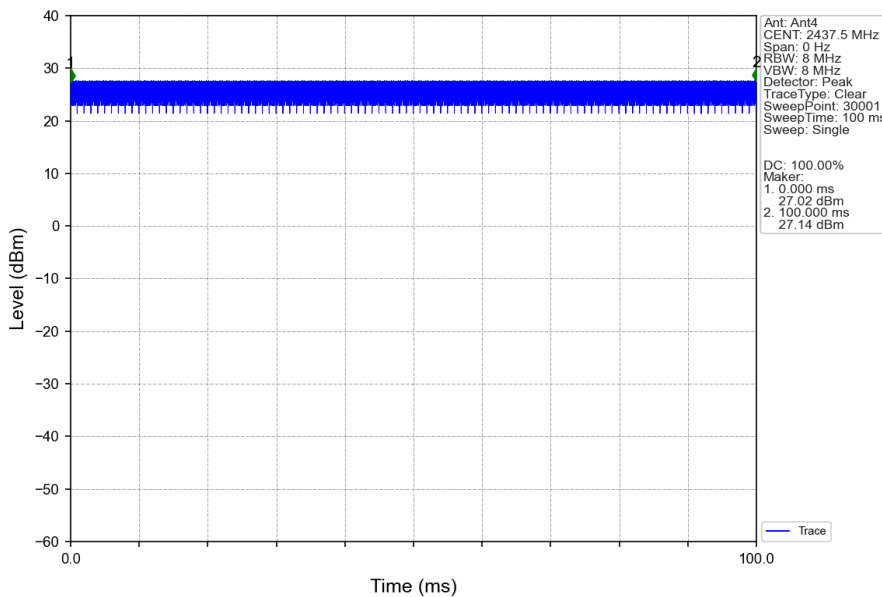
No.1 Workshop, M-10, Middle Section, Science & Technology Park, Nanshan District, Shenzhen, Guangdong, China 518057 t (86-755) 26012053 f (86-755) 26710594 www.sgs.com.cn
 中国·广东·深圳市南山区科技园中区M-10栋1号厂房 邮编: 518057 t (86-755) 26012053 f (86-755) 26710594 sgs.china@sgs.com

5) 2.4GHz SDR

Ant1+2: Duty cycle=100.00%



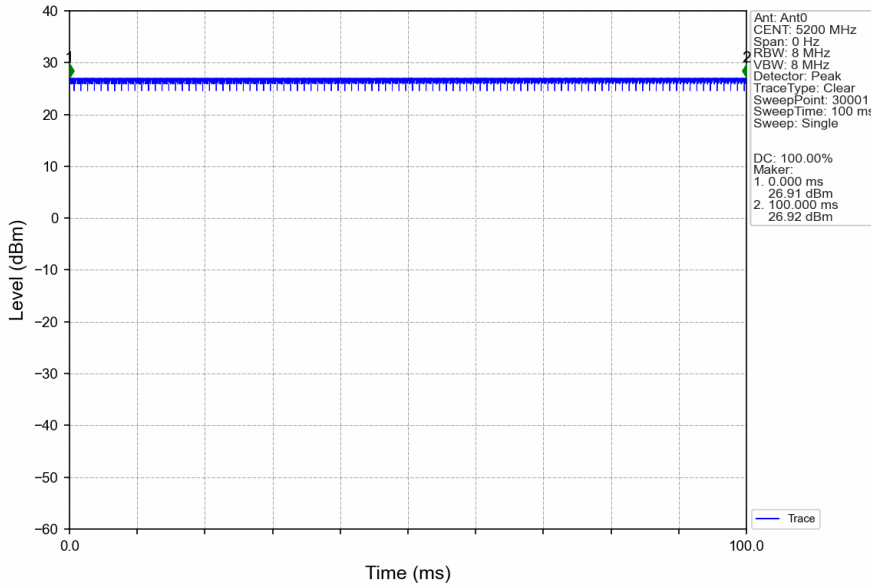
Ant4+5: Duty cycle=100.00%



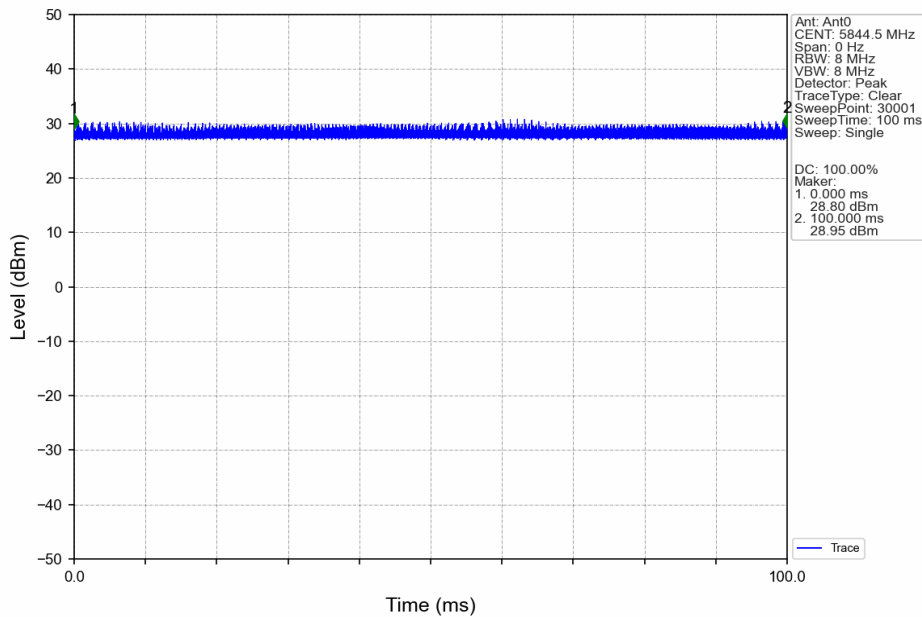
Unless otherwise agreed in writing, this document is issued by the Company subject to its General Conditions of Service printed overleaf, available on request or accessible at <https://www.sgs.com/en/Terms-and-Conditions>. Attention is drawn to the limitation of liability, indemnification and jurisdiction issues defined therein. Any holder of this document is advised that information contained hereon reflects the Company's findings at the time of its intervention only and within the limits of Client's instructions, if any. The Company's sole responsibility is to its Client and this document does not exonerate parties to a transaction from exercising all their rights and obligations under the transaction documents. This document cannot be reproduced except in full, without prior written approval of the Company. Any unauthorized alteration, forgery or falsification of the content or appearance of this document is unlawful and offenders may be prosecuted to the fullest extent of the law. Unless otherwise stated the results shown in this test report refer only to the sample(s) tested and such sample(s) are retained for 30 days only.

6) 5GHz SDR:

Ant0+1: Duty cycle=100.00%



Ant4+5: Duty cycle=100.00%



Unless otherwise agreed in writing, this document is issued by the Company subject to its General Conditions of Service printed overleaf, available on request or accessible at <https://www.sgs.com/en/Terms-and-Conditions>. Attention is drawn to the limitation of liability, indemnification and jurisdiction issues defined therein. Any holder of this document is advised that information contained hereon reflects the Company's findings at the time of its intervention only and within the limits of Client's instructions, if any. The Company's sole responsibility is to its Client and this document does not exonerate parties to a transaction from exercising all their rights and obligations under the transaction documents. This document cannot be reproduced except in full, without prior written approval of the Company. Any unauthorized alteration, forgery or falsification of the content or appearance of this document is unlawful and offenders may be prosecuted to the fullest extent of the law. Unless otherwise stated the results shown in this test report refer only to the sample(s) tested and such sample(s) are retained for 30 days only.

7.5.1.1 Initial Test Position SAR Test Reduction Procedure

DSSS and OFDM configurations are considered separately according to the required SAR procedures. SAR is measured in the initial test position using the 802.11 transmission mode configuration required by the DSSS procedure or initial test configuration and subsequent test configuration(s) according to the OFDM procedures. The initial test position procedure is described in the following:

- 1) . When the reported SAR of the initial test position is ≤ 0.4 W/kg, further SAR measurement is not required for the other (remaining) test positions in that exposure configuration and 802.11 transmission mode combinations within the frequency band or aggregated band. SAR is also not required for that exposure configuration in the subsequent test configuration(s).
- 2) . When the reported SAR of the initial test position is > 0.4 W/kg, SAR is repeated for the 802.11 transmission mode configuration tested in the initial test position using subsequent highest extrapolated or estimated 1-g SAR conditions determined by area scans or next closest/smallest test separation distance and maximum RF coupling test positions based on manufacturer justification, on the highest maximum output power channel, until the reported SAR is ≤ 0.8 W/kg or all required test positions (left, right, touch, tilt or subsequent surfaces and edges) are tested.
- 3) . For all positions/configurations tested using the initial test position and subsequent test positions, when the reported SAR is > 0.8 W/kg, SAR is measured for these test positions/configurations on the subsequent next highest measured output power channel(s) until the reported SAR is ≤ 1.2 W/kg or all required channels are tested. a) Additional power measurements may be required for this step, which should be limited to those necessary for identifying the subsequent highest output power channels.



Unless otherwise agreed in writing, this document is issued by the Company subject to its General Conditions of Service printed overleaf, available on request or accessible at <https://www.sgs.com/en/Terms-and-Conditions>. Attention is drawn to the limitation of liability, indemnification and jurisdiction issues defined therein. Any holder of this document is advised that information contained hereon reflects the Company's findings at the time of its intervention only and within the limits of Client's instructions, if any. The Company's sole responsibility is to its Client and this document does not exonerate parties to a transaction from exercising all their rights and obligations under the transaction documents. This document cannot be reproduced except in full, without prior written approval of the Company. Any unauthorized alteration, forgery or falsification of the content or appearance of this document is unlawful and offenders may be prosecuted to the fullest extent of the law. Unless otherwise stated the results shown in this test report refer only to the sample(s) tested and such sample(s) are retained for 30 days only.

Attention: To check the authenticity of testing /inspection report & certificate, please contact us at telephone: (86-755) 8307 1443, or email: CN.Doccheck@sgs.com
No.1 Workshop, M-10, Middle Section, Science & Technology Park, Nanshan District, Shenzhen, Guangdong, China 518057 t (86-755) 26012053 f (86-755) 26710594 www.sgs.com.cn
中国·广东·深圳市南山区科技园中区M-10栋1号厂房 邮编: 518057 t (86-755) 26012053 f (86-755) 26710594 sgs.china@sgs.com

7.5.1.2 Subsequent Test Configuration Procedures

SAR measurement requirements for the remaining 802.11 transmission mode configurations that have not been tested in the initial test configuration are determined separately for each standalone and aggregated frequency band, in each exposure condition, according to the maximum output power specified for production units. The initial test position procedure is applied to next to the ear, UMPC mini-tablet and hotspot mode configurations. When the same maximum output power is specified for multiple transmission modes, additional power measurements may be required to determine if SAR measurements are required for subsequent highest output power channels in a subsequent test configuration. The subsequent test configuration and SAR measurement procedures are described in the following.

- 1) . When SAR test exclusion provisions of KDB Publication 447498 are applicable and SAR measurement is not required for the initial test configuration, SAR is also not required for the next highest maximum output power transmission mode subsequent test configuration(s) in that frequency band or aggregated band and exposure configuration.
- 2) . When the highest reported SAR for the initial test configuration (when applicable, include subsequent highest output channels), according to the initial test position or fixed exposure position requirements, is adjusted by the ratio of the subsequent test configuration to initial test configuration specified maximum output power and the adjusted SAR is ≤ 1.2 W/kg, SAR is not required for that subsequent test configuration.
- 3) . The number of channels in the initial test configuration and subsequent test configuration can be different due to differences in channel bandwidth. When SAR measurement is required for a subsequent test configuration and the channel bandwidth is smaller than that in the initial test configuration, all channels in the subsequent test configuration that overlap with the larger bandwidth channel tested in the initial test configuration should be used to determine the highest maximum output power channel. This step requires additional power measurement to identify the highest maximum output power channel in the subsequent test configuration to determine SAR test reduction.
 - a) SAR should first be measured for the channel with highest measured output power in the subsequent test configuration.
 - b) SAR for subsequent highest measured maximum output power channels in the subsequent test configuration is required only when the reported SAR of the preceding higher maximum output power channel(s) in the subsequent test configuration is > 1.2 W/kg or until all required channels are tested. i) For channels with the same measured maximum output power, SAR should be measured using the channel closest to the center frequency of the larger channel bandwidth channel in the initial test configuration.
- 4) . SAR measurements for the remaining highest specified maximum output power OFDM transmission mode configurations that have not been tested in the initial test configuration (highest maximum output) or subsequent test configuration(s) (subsequent next highest maximum output power) is determined by recursively applying the subsequent test configuration procedures in this section to the remaining configurations according to the following:
 - a) replace “subsequent test configuration” with “next subsequent test configuration” (i.e., subsequent next highest specified maximum output power configuration)
 - b) replace “initial test configuration” with “all tested higher output power configurations”



7.5.1.3 2.4 GHz WiFi SAR Procedures

Separate SAR procedures are applied to DSSS and OFDM configurations in the 2.4 GHz band to simplify DSSS test requirements. For 802.11b DSSS SAR measurements, DSSS SAR procedure applies to fixed exposure test position and initial test position procedure applies to multiple exposure test positions. When SAR measurement is required for an OFDM configuration, the initial test configuration, subsequent test configuration and initial test position procedures are applied. The SAR test exclusion requirements for 802.11g/n OFDM configurations are described in following.

- **802.11b DSSS SAR Test Requirements**

SAR is measured for 2.4 GHz 802.11b DSSS using either a fixed test position or, when applicable, the initial test position procedure. SAR test reduction is determined according to the following:

- 1) . When the reported SAR of the highest measured maximum output power channel for the exposure configuration is ≤ 0.8 W/kg, no further SAR testing is required for 802.11b DSSS in that exposure configuration.
- 2) . When the reported SAR is > 0.8 W/kg, SAR is required for that exposure configuration using the next highest measured output power channel. When any reported SAR is > 1.2 W/kg, SAR is required for the third channel; i.e., all channels require testing.

- **2.4 GHz 802.11g/n OFDM SAR Test Exclusion Requirements**

When SAR measurement is required for 2.4 GHz 802.11g/n OFDM configurations, the measurement and test reduction procedures for OFDM are applied (section 5.3, including sub-sections). SAR is not required for the following 2.4 GHz OFDM conditions.

- 1) . When KDB Publication 447498 SAR test exclusion applies to the OFDM configuration.
- 2) . When the highest reported SAR for DSSS is adjusted by the ratio of OFDM to DSSS specified maximum output power and the adjusted SAR is ≤ 1.2 W/kg.

- **SAR Test Requirements for OFDM configurations**

When SAR measurement is required for 802.11 g/n OFDM configurations, each standalone and frequency aggregated band is considered separately for SAR test reduction. In applying the initial test configuration and subsequent test configuration procedures, the 802.11 transmission configuration with the highest specified maximum output power and the channel within a test configuration with the highest measured maximum output power should be clearly distinguished to apply the procedures.



Unless otherwise agreed in writing, this document is issued by the Company subject to its General Conditions of Service printed overleaf, available on request or accessible at <https://www.sgs.com/en/Terms-and-Conditions>. Attention is drawn to the limitation of liability, indemnification and jurisdiction issues defined therein. Any holder of this document is advised that information contained hereon reflects the Company's findings at the time of its intervention only and within the limits of Client's instructions, if any. The Company's sole responsibility is to its Client and this document does not exonerate parties to a transaction from exercising all their rights and obligations under the transaction documents. This document cannot be reproduced except in full, without prior written approval of the Company. Any unauthorized alteration, forgery or falsification of the content or appearance of this document is unlawful and offenders may be prosecuted to the fullest extent of the law. Unless otherwise stated the results shown in this test report refer only to the sample(s) tested and such sample(s) are retained for 30 days only.

Attention: To check the authenticity of testing /inspection report & certificate, please contact us at telephone: (86-755) 83071443, or email: CN.Doccheck@sgs.com
No.1 Workshop, M-10, Middle Section, Science & Technology Park, Nanshan District, Shenzhen, Guangdong, China 518057 t (86-755) 26012053 f (86-755) 26710594 www.sgs.com
中国·广东·深圳市南山区科技园中区M-10栋1号厂房 邮编: 518057 t (86-755) 26012053 f (86-755) 26710594 sgs.china@sgs.com

7.5.1.4 5 GHz WiFi SAR Procedures

- **U-NII-1 and U-NII-2A Bands**

For devices that operate in only one of the U-NII-1 and U-NII-2A bands, the normally required SAR procedures for OFDM configurations are applied. For devices that operate in both U-NII bands using the same transmitter and antenna(s), SAR test reduction is determined according to the following:

- 1) When the same maximum output power is specified for both bands, begin SAR measurement in U-NII-2A band by applying the OFDM SAR requirements. If the highest reported SAR for a test configuration is ≤ 1.2 W/kg, SAR is not required for U-NII-1 band for that configuration (802.11 mode and exposure condition); otherwise, both bands are tested independently for SAR.
- 2) When different maximum output power is specified for the bands, begin SAR measurement in the band with higher specified maximum output power. The highest reported SAR for the tested configuration is adjusted by the ratio of lower to higher specified maximum output power for the two bands. When the adjusted SAR is ≤ 1.2 W/kg, SAR is not required for the band with lower maximum output power in that test configuration; otherwise, both bands are tested independently for SAR.
- 3) The two U-NII bands may be aggregated to support a 160 MHz channel on channel number 50. Without additional testing, the maximum output power for this is limited to the lower of the maximum output power certified for the two bands. When SAR measurement is required for at least one of the bands and the highest reported SAR adjusted by the ratio of specified maximum output power of aggregated to standalone band is > 1.2 W/kg, SAR is required for the 160 MHz channel. This procedure does not apply to an aggregated band with maximum output higher than the standalone band(s); the aggregated band must be tested independently for SAR. SAR is not required when the 160 MHz channel is operating at a reduced maximum power and also qualifies for SAR test exclusion.

- **U-NII-2C and U-NII-3 Bands**

The frequency range covered by these bands is 380 MHz (5.47 – 5.85 GHz), which requires a minimum of at least two SAR probe calibration frequency points to support SAR measurements. when Terminal Doppler Weather Radar (TDWR) restriction applies, all channels that operate at 5.60 – 5.65 GHz must be included to apply the SAR test reduction and measurement procedures.

When the same transmitter and antenna(s) are used for U-NII-2C band and U-NII-3 band or 5.8 GHz band of §15.247, the bands may be aggregated to enable additional channels with 20, 40 or 80 MHz bandwidth to span across the band gap, as illustrated in Appendix B. The maximum output power for the additional band gap channels is limited to the lower of those certified for the bands. Unless band gap channels are permanently disabled, they must be considered for SAR testing. The frequency range covered by these bands is 380 MHz (5.47 – 5.85 GHz), which requires a minimum of at least two SAR probe calibration frequency points to support SAR measurements. To maintain SAR measurement accuracy and to facilitate test reduction, the channels in U-NII-2C band above 5.65 GHz may be grouped with the 5.8 GHz channels in U-NII-3 or §15.247 band to enable two SAR probe calibration frequency points to cover the bands, including the band gap channels. When band gap channels are supported and the bands are not aggregated for SAR testing, band gap channels must be considered independently in each band according to the normally required OFDM SAR measurement and probe calibration frequency points requirements.



OFDM Transmission Mode SAR Test Configuration and Channel Selection Requirements

The initial test configuration for 5 GHz OFDM transmission modes is determined by the 802.11 configuration with the highest maximum output power specified for production units, including tune-up tolerance, in each standalone and aggregated frequency band. SAR for the initial test configuration is measured using the highest maximum output power channel determined by the default power measurement procedures. When multiple configurations in a frequency band have the same specified maximum output power, the initial test configuration is determined according to the following steps applied sequentially.

- 1) The largest channel bandwidth configuration is selected among the multiple configurations with the same specified maximum output power.
- 2) If multiple configurations have the same specified maximum output power and largest channel bandwidth, the lowest order modulation among the largest channel bandwidth configurations is selected.
- 3) If multiple configurations have the same specified maximum output power, largest channel bandwidth and lowest order modulation, the lowest data rate configuration among these configurations is selected.
- 4) When multiple transmission modes (802.11a/g/n/ac) have the same specified maximum output power, largest channel bandwidth, lowest order modulation and lowest data rate, the lowest order 802.11 mode is selected; i.e., 802.11a is chosen over 802.11n then 802.11ac or 802.11g is chosen over 802.11n. After an initial test configuration is determined, if multiple test channels have the same measured maximum output power, the channel chosen for SAR measurement is determined according to the following. These channel selection procedures apply to both the initial test configuration and subsequent test configuration(s), with respect to the default power measurement procedures or additional power measurements required for further SAR test reduction. The same procedures also apply to subsequent highest output power channel(s) selection.
 - a) The channel closest to mid-band frequency is selected for SAR measurement.
 - b) For channels with equal separation from mid-band frequency; for example, high and low channels or two mid-band channels, the higher frequency (number) channel is selected for SAR measurement.

• **SAR Test Requirements for OFDM configurations**

When SAR measurement is required for 802.11 a/n/ac OFDM configurations, each standalone and frequency aggregated band is considered separately for SAR test reduction. When the same transmitter and antenna(s) are used for U-NII-1 and U-NII-2A bands, additional SAR test reduction applies. When band gap channels between U-NII-2C band and 5.8 GHz U-NII-3 or §15.247 band are supported, the highest maximum output power transmission mode configuration and maximum output power channel across the bands must be used to determine SAR test reduction, according to the initial test configuration and subsequent test configuration requirements. In applying the initial test configuration and subsequent test configuration procedures, the 802.11 transmission configuration with the highest specified maximum output power and the channel within a test configuration with the highest measured maximum output power should be clearly distinguished to apply the procedures.



Unless otherwise agreed in writing, this document is issued by the Company subject to its General Conditions of Service printed overleaf, available on request or accessible at <https://www.sgs.com/en/Terms-and-Conditions>. Attention is drawn to the limitation of liability, indemnification and jurisdiction issues defined therein. Any holder of this document is advised that information contained hereon reflects the Company's findings at the time of its intervention only and within the limits of Client's instructions, if any. The Company's sole responsibility is to its Client and this document does not exonerate parties to a transaction from exercising all their rights and obligations under the transaction documents. This document cannot be reproduced except in full, without prior written approval of the Company. Any unauthorized alteration, forgery or falsification of the content or appearance of this document is unlawful and offenders may be prosecuted to the fullest extent of the law. Unless otherwise stated the results shown in this test report refer only to the sample(s) tested and such sample(s) are retained for 30 days only.

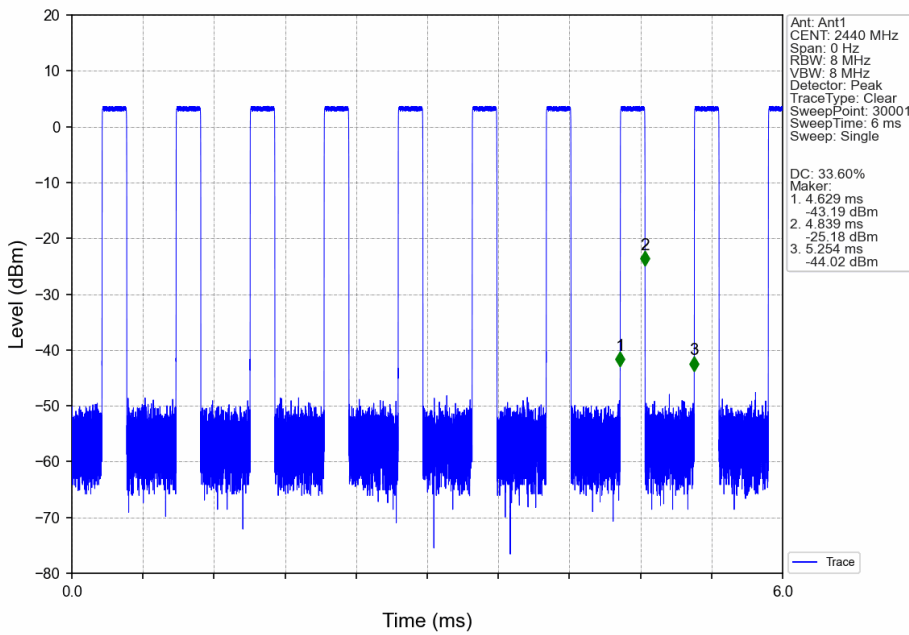
Attention: To check the authenticity of testing /inspection report & certificate, please contact us at telephone: (86-755) 8307 1443, or email: CN.Doccheck@sgs.com

SGS-CSTC Standards Technical Services Co., Ltd. Shenzhen Branch Laboratory
 No.1 Workshop, M-10, Middle Section, Science & Technology Park, Nanshan District, Shenzhen, Guangdong, China 518057 t (86-755) 26012053 f (86-755) 26710594 www.sgsgroup.com.cn
 中国·广东·深圳市南山区科技园中区M-10栋1号厂房 邮编: 518057 t (86-755) 26012053 f (86-755) 26710594 sgs.china@sgs.com

7.6 Bluetooth Test Configuration

For the Bluetooth SAR tests, a communication link is set up with the test mode software for BT mode test. Bluetooth USES frequency hopping technology to divide the transmitted data into packets and transmit the packets respectively through 79 designated Bluetooth channels, 1MHz Bandwidth, frequency hops at 1600 hops/second per the Bluetooth standard. The Radio Frequency Channel Number (RFCN) is allocated to 0, 39 and 78 respectively in the case of 2402~2480 MHz during the test at each test frequency channel, the EUT is operated at the RF continuous emission mode.

6) BLE 2M Ant 1: Duty cycle=33.60%



Unless otherwise agreed in writing, this document is issued by the Company subject to its General Conditions of Service printed overleaf, available on request or accessible at <https://www.sgs.com/en/Terms-and-Conditions>. Attention is drawn to the limitation of liability, indemnification and jurisdiction issues defined therein. Any holder of this document is advised that information contained hereon reflects the Company's findings at the time of its intervention only and within the limits of Client's instructions, if any. The Company's sole responsibility is to its Client and this document does not exonerate parties to a transaction from exercising all their rights and obligations under the transaction documents. This document cannot be reproduced except in full, without prior written approval of the Company. Any unauthorized alteration, forgery or falsification of the content or appearance of this document is unlawful and offenders may be prosecuted to the fullest extent of the law. Unless otherwise stated the results shown in this test report refer only to the sample(s) tested and such sample(s) are retained for 30 days only.

Attention: To check the authenticity of testing /inspection report & certificate, please contact us at telephone: (86-755) 8307 1443, or email: CN.Doccheck@sgs.com

No.1 Workshop, M-10, Middle Section, Science & Technology Park, Nanshan District, Shenzhen, Guangdong, China 518057 t (86-755) 26012053 f (86-755) 26710594 www.sgs.com.cn
 中国·广东·深圳市南山区科技园中区M-10栋1号厂房 邮编: 518057 t (86-755) 26012053 f (86-755) 26710594 sgs.china@sgs.com

8 Test Result

8.1 Measurement of RF Conducted Power

8.1.1 Conducted Power of WIFI 2.4G

WIFI 2.4G Ant0					
Mode	Channel	Frequency(MHz)	Data Rate(Mbps)	Average Power (dBm)	Tune up
802.11b	1	2412	1	17.38	18.30
	6	2437		17.34	18.30
	11	2462		16.56	17.50
802.11g	1	2412	6	16.05	17.00
	6	2437		17.14	18.00
	11	2462		16.24	17.00
802.11n HT20	1	2412	6.5	14.46	15.50
	6	2437		15.63	16.50
	11	2462		14.66	15.50
802.11n HT40	3	2422	13.5	14.60	15.50
	6	2437		15.65	16.50
	9	2452		14.75	15.50
802.11ax HE20	1	2412	MCS0	14.55	15.50
	6	2437		15.87	16.50
	11	2462		14.82	15.50
802.11ax HE40	3	2422	MCS0	14.45	15.50
	6	2437		15.54	16.50
	9	2452		14.62	15.50



Unless otherwise agreed in writing, this document is issued by the Company subject to its General Conditions of Service printed overleaf, available on request or accessible at <https://www.sgs.com/en/Terms-and-Conditions>. Attention is drawn to the limitation of liability, indemnification and jurisdiction issues defined therein. Any holder of this document is advised that information contained hereon reflects the Company's findings at the time of its intervention only and within the limits of Client's instructions, if any. The Company's sole responsibility is to its Client and this document does not exonerate parties to a transaction from exercising all their rights and obligations under the transaction documents. This document cannot be reproduced except in full, without prior written approval of the Company. Any unauthorized alteration, forgery or falsification of the content or appearance of this document is unlawful and offenders may be prosecuted to the fullest extent of the law. Unless otherwise stated the results shown in this test report refer only to the sample(s) tested and such sample(s) are retained for 30 days only.

Attention: To check the authenticity of testing /inspection report & certificate, please contact us at telephone: (86-755) 8307 1443, or email: CN.Doccheck@sgs.com

No.1 Workshop, M-10, Middle Section, Science & Technology Park, Nanshan District, Shenzhen, Guangdong, China 518057 t (86-755) 26012053 f (86-755) 26710594 www.sgs.com.cn
 中国·广东·深圳市南山区科技园中区M-10栋1号厂房 邮编: 518057 t (86-755) 26012053 f (86-755) 26710594 sgs.china@sgs.com

WIFI 2.4G Ant1					
Mode	Channel	Frequency(MHz)	Data Rate(Mbps)	Average Power (dBm)	Tune up
802.11b	1	2412	1	18.55	19.50
	6	2437		18.95	20.00
	11	2462		17.87	18.50
802.11g	1	2412	6	17.61	18.50
	6	2437		18.93	20.00
	11	2462		17.72	18.50
802.11n HT20	1	2412	6.5	16.20	17.50
	6	2437		17.50	18.50
	11	2462		16.30	17.50
802.11n HT40	3	2422	13.5	15.89	17.00
	6	2437		17.28	18.50
	9	2452		16.94	18.00
802.11ax HE20	1	2412	MCS0	16.31	17.50
	6	2437		17.84	18.50
	11	2462		16.46	17.50
802.11ax HE40	3	2422	MCS0	15.79	16.50
	6	2437		17.17	18.50
	9	2452		16.91	18.00

WIFI 2.4G MIMO					
Mode	Channel	Frequency(MHz)	Data Rate(Mbps)	Average Power (dBm)	Tune up
802.11n HT20	1	2412	6.5	18.43	19.50
	6	2437		19.68	20.50
	11	2462		18.57	19.50
802.11n HT40	3	2422	13.5	18.30	19.50
	6	2437		19.55	20.50
	9	2452		18.99	19.50
802.11ax HE20	1	2412	MCS0	18.53	19.50
	6	2437		19.98	21.00
	11	2462		18.73	19.50
802.11ax HE40	3	2422	MCS0	18.18	19.50
	6	2437		19.44	20.50
	9	2452		18.92	19.50



Unless otherwise agreed in writing, this document is issued by the Company subject to its General Conditions of Service printed overleaf, available on request or accessible at <https://www.sgs.com/en/Terms-and-Conditions>. Attention is drawn to the limitation of liability, indemnification and jurisdiction issues defined therein. Any holder of this document is advised that information contained hereon reflects the Company's findings at the time of its intervention only and within the limits of Client's instructions, if any. The Company's sole responsibility is to its Client and this document does not exonerate parties to a transaction from exercising all their rights and obligations under the transaction documents. This document cannot be reproduced except in full, without prior written approval of the Company. Any unauthorized alteration, forgery or falsification of the content or appearance of this document is unlawful and offenders may be prosecuted to the fullest extent of the law. Unless otherwise stated the results shown in this test report refer only to the sample(s) tested and such sample(s) are retained for 30 days only.

Attention: To check the authenticity of testing /inspection report & certificate, please contact us at telephone: (86-755) 8307 1443, or email: CN.Doccheck@sgs.com

No.1 Workshop, M-10, Middle Section, Science & Technology Park, Nanshan District, Shenzhen, Guangdong, China 518057 t (86-755) 26012053 f (86-755) 26710594 www.sgs.com.cn
 中国·广东·深圳市南山区科技园中区M-10栋1号厂房 邮编: 518057 t (86-755) 26012053 f (86-755) 26710594 sgs.china@sgs.com

8.1.2 Conducted Power of WIFI 5G

WIFI 5G Ant0						
Mode	5GHz	Channel	Frequency(MHz)	Data Rate(Mbps)	Average Power (dBm)	Tune up
802.11a	U-NII-1	36	5180	6	15.99	17.00
		40	5200		15.84	17.00
		48	5240		15.96	17.00
	U-NII-3	149	5745		13.87	15.00
		157	5785		14.53	15.50
		165	5825		14.76	16.00
Mode	5GHz	Channel	Frequency(MHz)	Data Rate(Mbps)	Average Power (dBm)	Tune up
802.11n-HT20	U-NII-1	36	5180	MCS0	13.24	14.50
		40	5200		12.71	13.50
		48	5240		12.28	13.50
	U-NII-3	149	5745		14.46	15.50
		157	5785		15.11	16.00
		165	5825		15.29	16.50
Mode	5GHz	Channel	Frequency(MHz)	Data Rate(Mbps)	Average Power (dBm)	Tune up
802.11n-HT40	U-NII-1	38	5190	MCS0	13.62	15.00
		46	5230		13.59	15.00
	U-NII-3	151	5755		15.80	16.50
		159	5795		16.18	17.50
Mode	5GHz	Channel	Frequency(MHz)	Data Rate(Mbps)	Average Power (dBm)	Tune up
802.11ac VHT20	U-NII-1	36	5180	MCS0	13.28	14.50
		40	5200		12.70	13.50
		48	5240		12.59	13.50
	U-NII-3	149	5745		14.57	15.50
		157	5785		15.13	16.00
		165	5825		15.25	16.50
Mode	5GHz	Channel	Frequency(MHz)	Data Rate(Mbps)	Average Power (dBm)	Tune up
802.11ac VHT40	U-NII-1	38	5190	MCS0	13.73	15.00
		46	5230		13.22	15.00
	U-NII-3	151	5755		15.50	16.50
		159	5795		15.84	17.50
Mode	5GHz	Channel	Frequency(MHz)	Data Rate(Mbps)	Average Power (dBm)	Tune up
802.11ac VHT80	U-NII-1	42	5210	MCS0	13.80	14.50
	U-NII-3	155	5775		16.25	17.50



Unless otherwise agreed in writing, this document is issued by the Company subject to its General Conditions of Service printed overleaf, available on request or accessible at <https://www.sgs.com/en/Terms-and-Conditions>. Attention is drawn to the limitation of liability, indemnification and jurisdiction issues defined therein. Any holder of this document is advised that information contained hereon reflects the Company's findings at the time of its intervention only and within the limits of Client's instructions, if any. The Company's sole responsibility is to its Client and this document does not exonerate parties to a transaction from exercising all their rights and obligations under the transaction documents. This document cannot be reproduced except in full, without prior written approval of the Company. Any unauthorized alteration, forgery or falsification of the content or appearance of this document is unlawful and offenders may be prosecuted to the fullest extent of the law. Unless otherwise stated the results shown in this test report refer only to the sample(s) tested and such sample(s) are retained for 30 days only.

Attention: To check the authenticity of testing /inspection report & certificate, please contact us at telephone: (86-755) 8307 1443, or email: CN.Doccheck@sgs.com

No.1 Workshop, M-10, Middle Section, Science & Technology Park, Nanshan District, Shenzhen, Guangdong, China 518057 t (86-755) 26012053 f (86-755) 26710594 www.sgs.com.cn
 中国·广东·深圳市南山区科技园中区M-10栋1号厂房 邮编: 518057 t (86-755) 26012053 f (86-755) 26710594 sgs.china@sgs.com

SGS-CSTC Standards Technical Services Co., Ltd. Shenzhen Branch

SZSAR-TRF-01 Rev. A/0 May15,2023

Report No.: SZCR241200471907

Page: 43 of 66

Mode	5GHz	Channel	Frequency(MHz)	Data Rate(Mbps)	Average Power (dBm)	Tune up
802.11ax HEW20	U-NII-1	36	5180	MCS0	13.65	14.50
		40	5200		13.20	13.50
		48	5240		12.88	13.50
	U-NII-3	149	5745		14.94	15.50
		157	5785		15.49	16.50
		165	5825		15.63	16.50
Mode	5GHz	Channel	Frequency(MHz)	Data Rate(Mbps)	Average Power (dBm)	Tune up
802.11ax HEW40	U-NII-1	38	5190	MCS0	13.78	15.00
		46	5230		13.05	14.50
	U-NII-3	151	5755		15.56	17.00
		159	5795		16.04	17.00
Mode	5GHz	Channel	Frequency(MHz)	Data Rate(Mbps)	Average Power (dBm)	Tune up
802.11ax HEW80	U-NII-1	42	5210	MCS0	13.86	15.00
	U-NII-3	155	5775		16.22	17.50

WIFI 5G Ant1						
Mode	5GHz	Channel	Frequency(MHz)	Data Rate(Mbps)	Average Power (dBm)	Tune up
802.11a	U-NII-1	36	5180	6	16.27	17.50
		40	5200		15.69	16.50
		48	5240		15.69	16.50
	U-NII-3	149	5745		15.79	16.50
		157	5785		16.64	17.50
		165	5825		16.69	17.50
Mode	5GHz	Channel	Frequency(MHz)	Data Rate(Mbps)	Average Power (dBm)	Tune up
802.11n-HT20	U-NII-1	36	5180	MCS0	17.05	18.00
		40	5200		16.57	17.50
		48	5240		16.02	17.00
	U-NII-3	149	5745		16.30	17.50
		157	5785		17.17	18.50
		165	5825		17.36	18.50
Mode	5GHz	Channel	Frequency(MHz)	Data Rate(Mbps)	Average Power (dBm)	Tune up
802.11n-HT40	U-NII-1	38	5190	MCS0	17.23	18.50
		46	5230		17.10	18.00
	U-NII-3	151	5755		17.48	18.50
		159	5795		18.07	19.00
Mode	5GHz	Channel	Frequency(MHz)	Data Rate(Mbps)	Average Power (dBm)	Tune up
802.11ac	U-NII-1	36	5180	MCS0	17.12	18.00



SGS-CSTC Standards Technical Services Co., Ltd.
Shenzhen Branch (SZSAR) Testing Laboratory

Unless otherwise agreed in writing, this document is issued by the Company subject to its General Conditions of Service printed overleaf, available on request or accessible at <https://www.sgs.com/en/Terms-and-Conditions>. Attention is drawn to the limitation of liability, indemnification and jurisdiction issues defined therein. Any holder of this document is advised that information contained hereon reflects the Company's findings at the time of its intervention only and within the limits of Client's instructions, if any. The Company's sole responsibility is to its Client and this document does not exonerate parties to a transaction from exercising all their rights and obligations under the transaction documents. This document cannot be reproduced except in full, without prior written approval of the Company. Any unauthorized alteration, forgery or falsification of the content or appearance of this document is unlawful and offenders may be prosecuted to the fullest extent of the law. Unless otherwise stated the results shown in this test report refer only to the sample(s) tested and such sample(s) are retained for 30 days only.

Attention: To check the authenticity of testing /inspection report & certificate, please contact us at telephone: (86-755) 8307 1443, or email: CN.Doccheck@sgs.com

No.1 Workshop, M-10, Middle Section, Science & Technology Park, Nanshan District, Shenzhen, Guangdong, China 518057 t (86-755) 26012053 f (86-755) 26710594 www.sgs.com.cn
中国·广东·深圳市南山区科技园中区M-10栋1号厂房 邮编: 518057 t (86-755) 26012053 f (86-755) 26710594 sgs.china@sgs.com

VHT20	U-NII-3	40	5200		16.60	17.50
		48	5240		16.34	17.50
		149	5745		16.42	17.50
		157	5785		17.18	18.50
		165	5825		17.27	18.50
Mode	5GHz	Channel	Frequency(MHz)	Data Rate(Mbps)	Average Power (dBm)	Tune up
802.11ac VHT40	U-NII-1	38	5190	MCS0	17.34	18.50
		46	5230		16.68	17.50
	U-NII-3	151	5755		17.22	18.50
		159	5795		17.74	18.50
Mode	5GHz	Channel	Frequency(MHz)	Data Rate(Mbps)	Average Power (dBm)	Tune up
802.11ac VHT80	U-NII-1	42	5210	MCS0	16.82	18.00
	U-NII-3	155	5775		17.55	18.50
Mode	5GHz	Channel	Frequency(MHz)	Data Rate(Mbps)	Average Power (dBm)	Tune up
802.11ax HEW20	U-NII-1	36	5180	MCS0	17.08	18.00
		40	5200		16.66	17.50
		48	5240		16.17	17.50
	U-NII-3	149	5745		16.37	17.50
		157	5785		17.07	18.00
		165	5825		17.10	18.50
Mode	5GHz	Channel	Frequency(MHz)	Data Rate(Mbps)	Average Power (dBm)	Tune up
802.11ax HEW40	U-NII-1	38	5190	MCS0	16.84	17.50
		46	5230		16.10	17.00
	U-NII-3	151	5755		16.72	17.50
		159	5795		17.39	18.50
Mode	5GHz	Channel	Frequency(MHz)	Data Rate(Mbps)	Average Power (dBm)	Tune up
802.11ax HEW80	U-NII-1	42	5210	MCS0	16.87	17.50
	U-NII-3	155	5775		17.54	18.50

WIFI 5G MIMO								
Mode	5GHz	Channel	Frequency(MHz)	Data Rate(Mbps)	Average Power (dBm)	Average Power (dBm)	Average Power (dBm)	Tune up
802.11n-HT20	U-NII-1	36	5180	MCS0	13.24	17.05	18.56	19.50
		40	5200		12.71	16.57	18.07	19.00
		48	5240		12.28	16.02	17.55	18.50
	U-NII-3	149	5745		14.46	16.30	18.49	19.50
		157	5785		15.11	17.17	19.27	20.50
		165	5825		15.29	17.36	19.46	20.50



SGS-CSTC Standards Technical Services Co., Ltd. Shenzhen Branch

SZSAR-TRF-01 Rev. A/0 May15,2023

Report No.: SZCR241200471907

Page: 45 of 66

Mode	5GHz	Channel	Frequency(MHz)	Data Rate(Mbps)	Average Power (dBm)	Average Power (dBm)	Average Power (dBm)	Tune up
802.11n-HT40	U-NII-1	38	5190	MCS0	13.62	17.23	18.80	19.50
		46	5230		13.59	17.10	18.70	19.50
	U-NII-3	151	5755		15.80	17.48	19.73	20.50
		159	5795		16.18	17.75	20.05	21.00
Mode	5GHz	Channel	Frequency(MHz)	Data Rate(Mbps)	Average Power (dBm)	Average Power (dBm)	Average Power (dBm)	Tune up
802.11ac VHT20	U-NII-1	36	5180	MCS0	13.28	17.12	18.62	19.50
		40	5200		12.70	16.60	18.08	19.00
		48	5240		12.59	16.34	17.87	18.50
	U-NII-3	149	5745		14.57	16.42	18.60	19.50
		157	5785		15.13	17.18	19.29	20.00
		165	5825		15.25	17.27	19.39	20.50
Mode	5GHz	Channel	Frequency(MHz)	Data Rate(Mbps)	Average Power (dBm)	Average Power (dBm)	Average Power (dBm)	Tune up
802.11ac VHT40	U-NII-1	38	5190	MCS0	13.73	17.34	18.91	20.00
		46	5230		13.22	16.68	18.30	19.50
	U-NII-3	151	5755		15.50	17.22	19.45	20.50
		159	5795		15.84	17.74	19.90	21.00
Mode	5GHz	Channel	Frequency(MHz)	Data Rate(Mbps)	Average Power (dBm)	Average Power (dBm)	Average Power (dBm)	Tune up
802.11ac VHT80	U-NII-1	42	5210	MCS0	13.80	16.82	18.58	19.50
	U-NII-3	155	5775		16.25	17.55	19.96	21.00
Mode	5GHz	Channel	Frequency(MHz)	Data Rate(Mbps)	Average Power (dBm)	Average Power (dBm)	Average Power (dBm)	Tune up
802.11ax HEW20	U-NII-1	36	5180	MCS0	13.65	17.08	18.71	19.50
		40	5200		13.20	16.66	18.28	19.50
		48	5240		12.88	16.17	17.84	18.50
	U-NII-3	149	5745		14.94	16.37	18.72	19.50
		157	5785		15.49	17.07	19.36	20.50
		165	5825		15.63	17.10	19.44	20.50
Mode	5GHz	Channel	Frequency(MHz)	Data Rate(Mbps)	Average Power (dBm)	Average Power (dBm)	Average Power (dBm)	Tune up
802.11ax HEW40	U-NII-1	38	5190	MCS0	13.78	16.84	18.58	19.50
		46	5230		13.05	16.10	17.85	18.50
	U-NII-3	151	5755		15.56	16.72	19.19	20.00
		159	5795		16.04	17.39	19.78	20.50
Mode	5GHz	Channel	Frequency(MHz)	Data Rate(Mbps)	Average Power (dBm)	Average Power (dBm)	Average Power (dBm)	Tune up
802.11ax HEW80	U-NII-1	42	5210	MCS0	13.86	16.87	18.63	19.50
	U-NII-3	155	5775		16.22	17.54	19.94	21.00



SGS-CSTC Standards Technical Services Co., Ltd.
Shenzhen Branch (SZSAR) Testing Laboratory

Unless otherwise agreed in writing, this document is issued by the Company subject to its General Conditions of Service printed overleaf, available on request or accessible at <https://www.sgs.com/en/Terms-and-Conditions>. Attention is drawn to the limitation of liability, indemnification and jurisdiction issues defined therein. Any holder of this document is advised that information contained hereon reflects the Company's findings at the time of its intervention only and within the limits of Client's instructions, if any. The Company's sole responsibility is to its Client and this document does not exonerate parties to a transaction from exercising all their rights and obligations under the transaction documents. This document cannot be reproduced except in full, without prior written approval of the Company. Any unauthorized alteration, forgery or falsification of the content or appearance of this document is unlawful and offenders may be prosecuted to the fullest extent of the law. Unless otherwise stated the results shown in this test report refer only to the sample(s) tested and such sample(s) are retained for 30 days only.

Attention: To check the authenticity of testing / inspection report & certificate, please contact us at telephone: (86-755) 8307 1443, or email: CN.Doccheck@sgs.com
 No.1 Workshop, M-10, Middle Section, Science & Technology Park, Nanshan District, Shenzhen, Guangdong, China 518057 t (86-755) 26012053 f (86-755) 26710594 www.sgs.com.cn
 中国·广东·深圳市南山区科技园中区M-10栋1号厂房 邮编: 518057 t (86-755) 26012053 f (86-755) 26710594 sgs.china@sgs.com

8.1.3 Conducted Power of 2.4G SDR

WIFI 2.4G Ant0+1				
Mode	Frequency(MHz)	Data Rate(Mbps)	Average Power (dBm)	Tune up
1.4M	2403.5	1	24.66	26.00
	2437.5		25.76	27.00
	2469.12		24.51	26.00
3M	2405.5	6	26.95	28.00
	2438.5		26.98	28.00
	2468.2		26.58	28.00
5M	2404.5	6.5	28.33	29.50
	2439.5		28.26	29.50
	2469.5		27.36	28.50
10M	2407.5	13.5	27.07	28.50
	2437.5		28.73	30.00
	2467.5		26.71	28.00
20M	2412.5	MCS0	27.08	28.50
	2437.5		28.93	30.00
	2462.5		28.00	29.00
40M	2422.5	MCS0	24.13	25.50
	2437.5		29.76	30.50
	2452.5		26.25	27.50
60M	2432.5	MCS0	23.30	24.50
	2437.5		27.84	29.00
	2442.5		26.94	28.00



Unless otherwise agreed in writing, this document is issued by the Company subject to its General Conditions of Service printed overleaf, available on request or accessible at <https://www.sgs.com/en/Terms-and-Conditions>. Attention is drawn to the limitation of liability, indemnification and jurisdiction issues defined therein. Any holder of this document is advised that information contained hereon reflects the Company's findings at the time of its intervention only and within the limits of Client's instructions, if any. The Company's sole responsibility is to its Client and this document does not exonerate parties to a transaction from exercising all their rights and obligations under the transaction documents. This document cannot be reproduced except in full, without prior written approval of the Company. Any unauthorized alteration, forgery or falsification of the content or appearance of this document is unlawful and offenders may be prosecuted to the fullest extent of the law. Unless otherwise stated the results shown in this test report refer only to the sample(s) tested and such sample(s) are retained for 30 days only.

Attention: To check the authenticity of testing /inspection report & certificate, please contact us at telephone: (86-755) 83071443, or email: CN.Doccheck@sgs.com
 No.1 Workshop, M-10, Middle Section, Science & Technology Park, Nanshan District, Shenzhen, Guangdong, China 518057 t (86-755) 26012053 f (86-755) 26710594 www.sgs.com.cn
 中国·广东·深圳市南山区科技园中区M-10栋1号厂房 邮编: 518057 t (86-755) 26012053 f (86-755) 26710594 sgs.china@sgs.com

WIFI 2.4G Ant4+5				
Mode	Frequency(MHz)	Data Rate(Mbps)	Average Power (dBm)	Tune up
1.4M	2403.5	1	25.13	26.50
	2437.5		25.28	26.50
	2469.12		24.88	26.00
3M	2405.5	6	27.28	28.50
	2438.5		27.09	28.50
	2468.2		26.98	28.00
5M	2404.5	6.5	27.52	29.00
	2439.5		27.61	29.00
	2469.5		27.27	28.50
10M	2407.5	13.5	27.45	28.50
	2437.5		28.11	29.50
	2467.5		26.54	28.00
20M	2412.5	MCS0	27.72	29.00
	2437.5		28.72	30.00
	2462.5		27.75	29.00
40M	2422.5	MCS0	25.47	26.50
	2437.5		29.43	30.50
	2452.5		26.37	27.50
60M	2432.5	MCS0	23.89	25.00
	2437.5		26.43	27.50
	2442.5		27.10	28.50



Unless otherwise agreed in writing, this document is issued by the Company subject to its General Conditions of Service printed overleaf, available on request or accessible at <https://www.sgs.com/en/Terms-and-Conditions>. Attention is drawn to the limitation of liability, indemnification and jurisdiction issues defined therein. Any holder of this document is advised that information contained hereon reflects the Company's findings at the time of its intervention only and within the limits of Client's instructions, if any. The Company's sole responsibility is to its Client and this document does not exonerate parties to a transaction from exercising all their rights and obligations under the transaction documents. This document cannot be reproduced except in full, without prior written approval of the Company. Any unauthorized alteration, forgery or falsification of the content or appearance of this document is unlawful and offenders may be prosecuted to the fullest extent of the law. Unless otherwise stated the results shown in this test report refer only to the sample(s) tested and such sample(s) are retained for 30 days only.

Attention: To check the authenticity of testing /inspection report & certificate, please contact us at telephone: (86-755) 8307 1443, or email: CN.Doccheck@sgs.com
 No.1 Workshop, M-10, Middle Section, Science & Technology Park, Nanshan District, Shenzhen, Guangdong, China 518057 t (86-755) 26012053 f (86-755) 26710594 www.sgs.com.cn
 中国·广东·深圳市南山区科技园中区M-10栋1号厂房 邮编: 518057 t (86-755) 26012053 f (86-755) 26710594 sgs.china@sgs.com

8.1.4 Conducted Power of 5G SDR

WIFI 5G Ant0+1					
Mode	5GHz	Frequency(MHz)	Data Rate(Mbps)	Average Power (dBm)	Tune up
1.4M	U-NII-1	5154	6	2.86	4.00
		5200		9.21	10.50
		5248		8.83	10.00
1.4M	U-NII-3	5728.5	6	28.97	30.00
		5786.5		28.86	30.00
		5846.12		28.75	30.00
Mode	5GHz	Frequency(MHz)	Data Rate(Mbps)	Average Power (dBm)	Tune up
3M	U-NII-1	5154	MCS0	2.25	3.50
		5199		12.25	13.50
		5247		12.48	13.50
3M	U-NII-3	5727.5	MCS0	28.94	30.00
		5787.5		28.64	30.00
		5847.2		29.36	30.50
Mode	5GHz	Frequency(MHz)	Data Rate(Mbps)	Average Power (dBm)	Tune up
5M	U-NII-1	5155	MCS0	5.16	6.50
		5200		16.10	17.50
		5245		15.19	16.50
5M	U-NII-3	5732.5	MCS0	28.95	30.00
		5787.5		28.63	30.00
		5842.5		28.86	30.00
Mode	5GHz	Frequency(MHz)	Data Rate(Mbps)	Average Power (dBm)	Tune up
10M	U-NII-1	5157	MCS0	8.43	9.50
		5200		18.73	20.00
		5245		18.88	20.00
10M	U-NII-3	5730.5	MCS0	28.95	30.00
		5787.5		28.60	30.00
		5844.5		28.80	30.00
Mode	5GHz	Frequency(MHz)	Data Rate(Mbps)	Average Power (dBm)	Tune up
20M	U-NII-1	5161	MCS0	8.66	10.00
		5200		18.76	20.00
		5240		19.43	20.50
20M	U-NII-3	5735.5	MCS0	28.79	30.00
		5787.5		28.61	30.00
		5839.5		28.61	30.00



Unless otherwise agreed in writing, this document is issued by the Company subject to its General Conditions of Service printed overleaf, available on request or accessible at <https://www.sgs.com/en/Terms-and-Conditions>. Attention is drawn to the limitation of liability, indemnification and jurisdiction issues defined therein. Any holder of this document is advised that information contained hereon reflects the Company's findings at the time of its intervention only and within the limits of Client's instructions, if any. The Company's sole responsibility is to its Client and this document does not exonerate parties to a transaction from exercising all their rights and obligations under the transaction documents. This document cannot be reproduced except in full, without prior written approval of the Company. Any unauthorized alteration, forgery or falsification of the content or appearance of this document is unlawful and offenders may be prosecuted to the fullest extent of the law. Unless otherwise stated the results shown in this test report refer only to the sample(s) tested and such sample(s) are retained for 30 days only.

Attention: To check the authenticity of testing /inspection report & certificate, please contact us at telephone: (86-755) 8307 1443, or email: CN.Doccheck@sgs.com

No.1 Workshop, M-10, Middle Section, Science & Technology Park, Nanshan District, Shenzhen, Guangdong, China 518057 t (86-755) 26012053 f (86-755) 26710594 www.sgsgroup.com.cn
 中国·广东·深圳市南山区科技园中区M-10栋1号厂房 邮编: 518057 t (86-755) 26012053 f (86-755) 26710594 sgs.china@sgs.com

SGS-CSTC Standards Technical Services Co., Ltd. Shenzhen Branch

SZSAR-TRF-01 Rev. A/0 May15,2023

Report No.: SZCR241200471907

Page: 49 of 66

Mode	5GHz	Frequency(MHz)	Data Rate(Mbps)	Average Power (dBm)	Tune up
40M	U-NII-1	5170	MCS0	11.65	13.00
		5200		18.95	20.00
		5230		18.89	20.00
40M	U-NII-3	5745.5	MCS0	25.20	26.50
		5787.5		26.74	28.00
		5829.5		24.68	26.00
Mode	5GHz	Frequency(MHz)	Data Rate(Mbps)	Average Power (dBm)	Tune up
60M	U-NII-1	5180	MCS0	12.34	13.50
		5200		18.64	20.00
		5220		18.36	19.50
60M	U-NII-3	5755.5	MCS0	25.66	27.00
		5787.5		25.68	27.00
		5819.5		25.87	27.00
Mode	5GHz	Frequency(MHz)	Data Rate(Mbps)	Average Power (dBm)	Tune up
80M	U-NII-1	5190	MCS0	14.40	15.50
		5200		19.03	20.00
		5210		19.06	20.00
80M	U-NII-3	5765.5	MCS0	25.67	27.00
		5787.5		25.64	27.00
		5809.5		25.70	27.00



SGS-CSTC Standards Technical Services Co., Ltd.
Shenzhen Branch

Unless otherwise agreed in writing, this document is issued by the Company subject to its General Conditions of Service printed overleaf, available on request or accessible at <https://www.sgs.com/en/Terms-and-Conditions>. Attention is drawn to the limitation of liability, indemnification and jurisdiction issues defined therein. Any holder of this document is advised that information contained hereon reflects the Company's findings at the time of its intervention only and within the limits of Client's instructions, if any. The Company's sole responsibility is to its Client and this document does not exonerate parties to a transaction from exercising all their rights and obligations under the transaction documents. This document cannot be reproduced except in full, without prior written approval of the Company. Any unauthorized alteration, forgery or falsification of the content or appearance of this document is unlawful and offenders may be prosecuted to the fullest extent of the law. Unless otherwise stated the results shown in this test report refer only to the sample(s) tested and such sample(s) are retained for 30 days only.

Attention: To check the authenticity of testing /inspection report & certificate, please contact us at telephone: (86-755) 8307 1443, or email: CN.Doccheck@sgs.com

No.1 Workshop, M-10, Middle Section, Science & Technology Park, Nanshan District, Shenzhen, Guangdong, China 518057 t (86-755) 26012053 f (86-755) 26710594 www.sgs.com.cn
中国·广东·深圳市南山区科技园中区M-10栋1号厂房 邮编: 518057 t (86-755) 26012053 f (86-755) 26710594 sgs.china@sgs.com

WIFI 5G Ant4+5					
Mode	5GHz	Frequency(MHz)	Data Rate(Mbps)	Average Power (dBm)	Tune up
1.4M	U-NII-1	5154	6	2.57	4.00
		5200		10.73	12.00
		5248		10.56	12.00
1.4M	U-NII-3	5728.5	6	27.13	28.00
		5786.5		26.72	28.00
		5846.12		26.96	28.00
Mode	5GHz	Frequency(MHz)	Data Rate(Mbps)	Average Power (dBm)	Tune up
3M	U-NII-1	5154	MCS0	1.30	2.50
		5199		11.77	13.00
		5247		11.87	13.00
3M	U-NII-3	5727.5	MCS0	27.12	28.50
		5787.5		26.27	27.50
		5847.2		27.31	28.00
Mode	5GHz	Frequency(MHz)	Data Rate(Mbps)	Average Power (dBm)	Tune up
5M	U-NII-1	5155	MCS0	3.92	5.00
		5200		17.01	18.50
		5245		15.32	16.50
5M	U-NII-3	5732.5	MCS0	27.04	28.00
		5787.5		26.69	28.00
		5842.5		27.12	28.00
Mode	5GHz	Frequency(MHz)	Data Rate(Mbps)	Average Power (dBm)	Tune up
10M	U-NII-1	5157	MCS0	6.80	8.00
		5200		18.42	19.50
		5245		17.28	18.50
10M	U-NII-3	5730.5	MCS0	27.56	28.50
		5787.5		26.80	28.00
		5844.5		27.58	28.50
Mode	5GHz	Frequency(MHz)	Data Rate(Mbps)	Average Power (dBm)	Tune up
20M	U-NII-1	5161	MCS0	6.79	8.00
		5200		18.12	19.00
		5240		18.19	19.00
20M	U-NII-3	5735.5	MCS0	27.01	28.00
		5787.5		26.74	28.00
		5839.5		26.92	28.00



Unless otherwise agreed in writing, this document is issued by the Company subject to its General Conditions of Service printed overleaf, available on request or accessible at <https://www.sgs.com/en/Terms-and-Conditions>. Attention is drawn to the limitation of liability, indemnification and jurisdiction issues defined therein. Any holder of this document is advised that information contained hereon reflects the Company's findings at the time of its intervention only and within the limits of Client's instructions, if any. The Company's sole responsibility is to its Client and this document does not exonerate parties to a transaction from exercising all their rights and obligations under the transaction documents. This document cannot be reproduced except in full, without prior written approval of the Company. Any unauthorized alteration, forgery or falsification of the content or appearance of this document is unlawful and offenders may be prosecuted to the fullest extent of the law. Unless otherwise stated the results shown in this test report refer only to the sample(s) tested and such sample(s) are retained for 30 days only.

Attention: To check the authenticity of testing /inspection report & certificate, please contact us at telephone: (86-755) 8307 1443, or email: CN.Doccheck@sgs.com

SGS-CSTC Standards Technical Services Co., Ltd. Shenzhen Branch
 No.1 Workshop, M-10, Middle Section, Science & Technology Park, Nanshan District, Shenzhen, Guangdong, China 518057 t (86-755) 26012053 f (86-755) 26710594 www.sgs.com
 中国·广东·深圳市南山区科技园中区M-10栋1号厂房 邮编: 518057 t (86-755) 26012053 f (86-755) 26710594 sgs.china@sgs.com

SGS-CSTC Standards Technical Services Co., Ltd. Shenzhen Branch

SZSAR-TRF-01 Rev. A/0 May15,2023

Report No.: SZCR241200471907

Page: 51 of 66

Mode	5GHz	Frequency(MHz)	Data Rate(Mbps)	Average Power (dBm)	Tune up
40M	U-NII-1	5170	MCS0	10.42	11.50
		5200		18.21	19.00
		5230		18.26	19.00
40M	U-NII-3	5745.5	MCS0	22.64	24.00
		5787.5		24.87	26.00
		5829.5		21.38	22.50
Mode	5GHz	Frequency(MHz)	Data Rate(Mbps)	Average Power (dBm)	Tune up
60M	U-NII-1	5180	MCS0	11.21	12.50
		5200		17.43	18.50
		5220		17.85	19.00
60M	U-NII-3	5755.5	MCS0	22.84	24.00
		5787.5		22.70	24.00
		5819.5		23.15	24.50
Mode	5GHz	Frequency(MHz)	Data Rate(Mbps)	Average Power (dBm)	Tune up
80M	U-NII-1	5190	MCS0	12.53	14.00
		5200		16.87	18.00
		5210		17.83	19.00
80M	U-NII-3	5765.5	MCS0	23.15	24.50
		5787.5		22.83	24.00
		5809.5		23.43	24.50



Unless otherwise agreed in writing, this document is issued by the Company subject to its General Conditions of Service printed overleaf, available on request or accessible at <https://www.sgs.com/en/Terms-and-Conditions>. Attention is drawn to the limitation of liability, indemnification and jurisdiction issues defined therein. Any holder of this document is advised that information contained hereon reflects the Company's findings at the time of its intervention only and within the limits of Client's instructions, if any. The Company's sole responsibility is to its Client and this document does not exonerate parties to a transaction from exercising all their rights and obligations under the transaction documents. This document cannot be reproduced except in full, without prior written approval of the Company. Any unauthorized alteration, forgery or falsification of the content or appearance of this document is unlawful and offenders may be prosecuted to the fullest extent of the law. Unless otherwise stated the results shown in this test report refer only to the sample(s) tested and such sample(s) are retained for 30 days only.

Attention: To check the authenticity of testing /inspection report & certificate, please contact us at telephone: (86-755) 8307 1443, or email: CN.Doccheck@sgs.com

No.1 Workshop, M-10, Middle Section, Science & Technology Park, Nanshan District, Shenzhen, Guangdong, China 518057 t (86-755) 26012053 f (86-755) 26710594 www.sgs.com.cn
 中国·广东·深圳市南山区科技园中区M-10栋1号厂房 邮编: 518057 t (86-755) 26012053 f (86-755) 26710594 sgs.china@sgs.com

8.1.5 Conducted Power of BT

BT		Average Conducted Power(dBm)					
Band	Channel	0	Tune up	39	Tune up	78	Tune up
BT	GFSK	2.36	3.50	4.33	5.50	2.69	3.50
	π/4DQPSK	1.31	2.50	3.36	4.50	1.71	2.50
	8DPSK	1.69	2.50	3.75	4.50	2.12	3.00
Band	Channel	0	Tune up	19	Tune up	39	Tune up
BLE 1M	GFSK	3.47	4.50	5.51	6.50	3.85	4.50
BLE 2M	GFSK	6.11	7.00	8.16	9.00	6.53	7.50



Unless otherwise agreed in writing, this document is issued by the Company subject to its General Conditions of Service printed overleaf, available on request or accessible at <https://www.sgs.com/en/Terms-and-Conditions>. Attention is drawn to the limitation of liability, indemnification and jurisdiction issues defined therein. Any holder of this document is advised that information contained hereon reflects the Company's findings at the time of its intervention only and within the limits of Client's instructions, if any. The Company's sole responsibility is to its Client and this document does not exonerate parties to a transaction from exercising all their rights and obligations under the transaction documents. This document cannot be reproduced except in full, without prior written approval of the Company. Any unauthorized alteration, forgery or falsification of the content or appearance of this document is unlawful and offenders may be prosecuted to the fullest extent of the law. Unless otherwise stated the results shown in this test report refer only to the sample(s) tested and such sample(s) are retained for 30 days only.

Attention: To check the authenticity of testing /inspection report & certificate, please contact us at telephone: (86-755) 8307 1443, or email: CN.Doccheck@sgs.com

8.2 Measurement of SAR Data

Note:

- 1) The maximum Scaled SAR value is marked in bold. Graph results refer to Appendix B.
- 2) Per KDB447498 D04, testing of other required channels within the operating mode of a frequency band is not required when the reported 1-g or 10-g SAR for the mid-band or highest output power channel is:
 - $\leq 0.8\text{W/kg}$ for 1-g or 2.0W/kg for 10-g respectively, when the transmission band is $\leq 100\text{MHz}$.
 - $\leq 0.6\text{ W/kg}$ or 1.5 W/kg , for 1-g or 10-g respectively, when the transmission band is between 100 MHz and 200 MHz.
 - $\leq 0.4\text{ W/kg}$ or 1.0 W/kg , for 1-g or 10-g respectively, when the transmission band is $\geq 200\text{ MHz}$.

WiFi 2.4G:

- 1) When the highest reported SAR for the initial test configuration is adjusted by the ratio of the subsequent test configuration to initial test configuration specified maximum output power and the adjusted SAR is $\leq 1.2\text{ W/kg}$, SAR test for the other 802.11 modes are not required.

WiFi 5G:

- 1) When the same maximum output power is specified for both bands, begin SAR measurement in U-NII-2A band by applying the OFDM SAR requirements. As the highest reported SAR for a test configuration is $\leq 1.2\text{ W/kg}$, SAR is not required for U-NII-1 band for that configuration.
- 2) For Wi-Fi 5G, U-NII-2A (5250-5350 MHz) and U-NII-2C (5470-5725 MHz) bands does not support hotspot function.

When the highest reported SAR for the initial test configuration is adjusted by the ratio of the subsequent test configuration to initial test configuration specified maximum output power and the adjusted SAR is $\leq 1.2\text{ W/kg}$, SAR test for the other 802.11 modes are not required.



Unless otherwise agreed in writing, this document is issued by the Company subject to its General Conditions of Service printed overleaf, available on request or accessible at <https://www.sgs.com/en/Terms-and-Conditions>. Attention is drawn to the limitation of liability, indemnification and jurisdiction issues defined therein. Any holder of this document is advised that information contained hereon reflects the Company's findings at the time of its intervention only and within the limits of Client's instructions, if any. The Company's sole responsibility is to its Client and this document does not exonerate parties to a transaction from exercising all their rights and obligations under the transaction documents. This document cannot be reproduced except in full, without prior written approval of the Company. Any unauthorized alteration, forgery or falsification of the content or appearance of this document is unlawful and offenders may be prosecuted to the fullest extent of the law. Unless otherwise stated the results shown in this test report refer only to the sample(s) tested and such sample(s) are retained for 30 days only.

Attention: To check the authenticity of testing /inspection report & certificate, please contact us at telephone: (86-755) 83071443, or email: CN.Doccheck@sgs.com

8.2.1 SAR Result of WIFI 2.4G

Wi-Fi 2.4G SAR Test Record												
MIMO Test Record												
Test position	Test mode	Test ch./Freq.	Duty Cycle	Duty Cycle Scaled factor	SAR (W/kg) 1-g	SAR (W/kg) 10-g	Power drift (dB)	Conducted Power(dBm)	Tune up Limit(dBm)	Scaled factor	Scaled SAR 10-g (W/kg)	Liquid Temp.(°C)
Limbs Test data (Separate 0mm)												
Front side	802.11ax HE20	6/2437	99.68%	1.003	0.308	0.151	-0.08	19.98	21.00	1.265	0.192	22.1
Back side	802.11ax HE20	6/2437	99.68%	1.003	0.025	0.012	-0.15	19.98	21.00	1.265	0.015	22.1
Left side	802.11ax HE20	6/2437	99.68%	1.003	1.910	0.688	-0.02	19.98	21.00	1.265	0.873	22.1
Right side	802.11ax HE20	6/2437	99.68%	1.003	2.080	0.859	-0.04	19.98	21.00	1.265	1.090	22.1
Top side	802.11ax HE20	6/2437	99.68%	1.003	0.035	0.023	-0.07	19.98	21.00	1.265	0.029	22.1
Bottom side	802.11ax HE20	6/2437	99.68%	1.003	0.030	0.016	-0.05	19.98	21.00	1.265	0.020	22.1
Test position	Test mode	Test ch./Freq.	Duty Cycle	Duty Cycle Scaled factor	SAR (W/kg) 1-g	SAR (W/kg) 10-g	Power drift (dB)	Conducted Power(dBm)	Tune up Limit(dBm)	Scaled factor	Scaled SAR 1-g (W/kg)	Liquid Temp.(°C)
Body Test data (Separate 0mm)												
Bottom side	802.11ax HE20	6/2437	99.68%	1.003	0.030	0.016	-0.05	19.98	21.00	1.265	0.038	22.1



Unless otherwise agreed in writing, this document is issued by the Company subject to its General Conditions of Service printed overleaf, available on request or accessible at <https://www.sgs.com/en/Terms-and-Conditions>. Attention is drawn to the limitation of liability, indemnification and jurisdiction issues defined therein. Any holder of this document is advised that information contained hereon reflects the Company's findings at the time of its intervention only and within the limits of Client's instructions, if any. The Company's sole responsibility is to its Client and this document does not exonerate parties to a transaction from exercising all their rights and obligations under the transaction documents. This document cannot be reproduced except in full, without prior written approval of the Company. Any unauthorized alteration, forgery or falsification of the content or appearance of this document is unlawful and offenders may be prosecuted to the fullest extent of the law. Unless otherwise stated the results shown in this test report refer only to the sample(s) tested and such sample(s) are retained for 30 days only.

Attention: To check the authenticity of testing /inspection report & certificate, please contact us at telephone: (86-755) 8307 1443, or email: CN.Doccheck@sgs.com
 No.1 Workshop, M-10, Middle Section, Science & Technology Park, Nanshan District, Shenzhen, Guangdong, China 518057 t (86-755) 26012053 f (86-755) 26710594 www.sgs.com.cn
 中国·广东·深圳市南山区科技园中区M-10栋1号厂房 邮编: 518057 t (86-755) 26012053 f (86-755) 26710594 sgs.china@sgs.com

8.2.2 SAR Result of WIFI 5G

Wi-Fi 5G SAR Test Record												
MIMO Test Record chain1												
Test position	Test mode	Test ch./Freq.	Duty Cycle	Duty Cycle Scaled factor	SAR (W/kg) 1-g	SAR (W/kg) 10-g	Power drift (dB)	Conducted Power(dBm)	Tune up Limit(dBm)	Scaled factor	Scaled SAR 10-g (W/kg)	Liquid Temp.(°C)
Limbs Test data of U-NII-1 (Separate 0mm)												
Front side	802.11ac VHT40	38/5190	99.65%	1.003	0.328	0.129	-0.05	18.91	20.00	1.285	0.166	22.1
Back side	802.11ac VHT40	38/5190	99.65%	1.003	0.050	0.013	0.06	18.91	20.00	1.285	0.017	22.1
Left side	802.11ac VHT40	38/5190	99.65%	1.003	1.085	0.377	0.00	18.91	20.00	1.285	0.486	22.1
Right side	802.11ac VHT40	38/5190	99.65%	1.003	0.459	0.162	0.05	18.91	20.00	1.285	0.209	22.1
Top side	802.11ac VHT40	38/5190	99.65%	1.003	0.049	0.014	-0.06	18.91	20.00	1.285	0.018	22.1
Bottom side	802.11ac VHT40	38/5190	99.65%	1.003	0.111	0.040	0.00	18.91	20.00	1.285	0.052	22.1
Limbs Test data of U-NII-3 (Separate 0mm)												
Front side	802.11ac VHT80	155/5775	99.40%	1.003	0.295	0.102	0.07	19.96	21.00	1.271	0.130	22.1
Back side	802.11ac VHT80	155/5775	99.40%	1.003	0.069	0.020	-0.01	19.96	21.00	1.271	0.025	22.1
Left side	802.11ac VHT80	155/5775	99.40%	1.003	1.360	0.415	-0.02	19.96	21.00	1.271	0.529	22.1
Right side	802.11ac VHT80	155/5775	99.40%	1.003	0.756	0.267	-0.11	19.96	21.00	1.271	0.340	22.1
Top side	802.11ac VHT80	155/5775	99.40%	1.003	0.069	0.018	-0.08	19.96	21.00	1.271	0.023	22.1
Bottom side	802.11ac VHT80	155/5775	99.40%	1.003	0.095	0.035	0.13	19.96	21.00	1.271	0.045	22.1
Test position	Test mode	Test ch./Freq.	Duty Cycle	Duty Cycle Scaled factor	SAR (W/kg) 1-g	SAR (W/kg) 10-g	Power drift (dB)	Conducted Power(dBm)	Tune up Limit(dBm)	Scaled factor	Scaled SAR 1-g (W/kg)	Liquid Temp.(°C)
Body Test data of U-NII-1 (Separate 5mm)												
Bottom side	802.11ac VHT40	38/5190	99.65%	1.004	0.111	0.040	0.03	18.91	20.00	1.285	0.143	22.1
Body Test data of U-NII-3 (Separate 5mm)												
Bottom side	802.11ac VHT80	155/5775	99.40%	1.006	0.095	0.035	0.13	19.96	21.00	1.271	0.121	22.1



Unless otherwise agreed in writing, this document is issued by the Company subject to its General Conditions of Service printed overleaf, available on request or accessible at <https://www.sgs.com/en/Terms-and-Conditions>. Attention is drawn to the limitation of liability, indemnification and jurisdiction issues defined therein. Any holder of this document is advised that information contained hereon reflects the Company's findings at the time of its intervention only and within the limits of Client's instructions, if any. The Company's sole responsibility is to its Client and this document does not exonerate parties to a transaction from exercising all their rights and obligations under the transaction documents. This document cannot be reproduced except in full, without prior written approval of the Company. Any unauthorized alteration, forgery or falsification of the content or appearance of this document is unlawful and offenders may be prosecuted to the fullest extent of the law. Unless otherwise stated the results shown in this test report refer only to the sample(s) tested and such sample(s) are retained for 30 days only.

Attention: To check the authenticity of testing /inspection report & certificate, please contact us at telephone: (86-755) 8307 1443, or email: CN.Doccheck@sgs.com

No.1 Workshop, M-10, Middle Section, Science & Technology Park, Nanshan District, Shenzhen, Guangdong, China 518057 t (86-755) 26012053 f (86-755) 26710594 www.sgs.com.cn
 中国·广东·深圳市南山区科技园中区M-10栋1号厂房 邮编: 518057 t (86-755) 26012053 f (86-755) 26710594 sgs.china@sgs.com

8.2.3 SAR Result of 2.4G SDR

2.4G SDR SAR Test Record												
Ant0+1 Rotate Test Record												
Test position	Test mode	Test Freq.	Test Duty Cycle	Claimed Duty Cycle	SAR (W/kg) 1-g	SAR (W/kg) 10-g	Power drift (dB)	Conducted Power(dBm)	Tune up Limit(dBm)	Scaled factor	Scaled SAR 10-g (W/kg)	Liquid Temp.(°C)
Limbs Test data (Separate 0mm)												
Front side	40M	2437.5	100.00%	16.40%	0.050	0.030	-0.17	29.76	31.00	1.330	0.007	22.1
Back side	40M	2437.5	100.00%	16.40%	0.893	0.427	-0.13	29.76	31.00	1.330	0.093	22.1
Left side	40M	2437.5	100.00%	16.40%	0.039	0.017	-0.11	29.76	31.00	1.330	0.004	22.1
Right side	40M	2437.5	100.00%	16.40%	0.027	0.013	0.13	29.76	31.00	1.330	0.003	22.1
Top side	40M	2437.5	100.00%	16.40%	0.129	0.076	0.02	29.76	31.00	1.330	0.017	22.1
Bottom side	40M	2437.5	100.00%	16.40%	0.020	0.011	-0.07	29.76	31.00	1.330	0.002	22.1
Test position	Test mode	Test ch./Freq.	Test Duty Cycle	Claimed Duty Cycle	SAR (W/kg) 1-g	SAR (W/kg) 10-g	Power drift (dB)	Conducted Power(dBm)	Tune up Limit(dBm)	Scaled factor	Scaled SAR 1-g (W/kg)	Liquid Temp.(°C)
Body Test data (Separate 0mm)												
Bottom side	40M	2437.5	100.00%	16.40%	0.020	0.011	-0.07	29.76	31.00	1.330	0.004	22.1
Ant0+1 Vertical Test Record												
Test position	Test mode	Test Freq.	Test Duty Cycle	Claimed Duty Cycle	SAR (W/kg) 1-g	SAR (W/kg) 10-g	Power drift (dB)	Conducted Power(dBm)	Tune up Limit(dBm)	Scaled factor	Scaled SAR 10-g (W/kg)	Liquid Temp.(°C)
Limbs Test data (Separate 0mm)												
Front side	40M	2437.5	100.00%	16.40%	0.135	0.073	-0.14	29.76	31.00	1.330	0.016	22.1
Back side	40M	2437.5	100.00%	16.40%	0.244	0.112	-0.04	29.76	31.00	1.330	0.024	22.1
Left side	40M	2437.5	100.00%	16.40%	0.351	0.204	-0.16	29.76	31.00	1.330	0.045	22.1
Right side	40M	2437.5	100.00%	16.40%	0.478	0.276	-0.06	29.76	31.00	1.330	0.060	22.1
Top side	40M	2437.5	100.00%	16.40%	0.542	0.255	0.00	29.76	31.00	1.330	0.056	22.1
Bottom side	40M	2437.5	100.00%	16.40%	0.051	0.023	-0.19	29.76	31.00	1.330	0.005	22.1
Test position	Test mode	Test Freq.	Test Duty Cycle	Claimed Duty Cycle	SAR (W/kg) 1-g	SAR (W/kg) 10-g	Power drift (dB)	Conducted Power(dBm)	Tune up Limit(dBm)	Scaled factor	Scaled SAR 1-g (W/kg)	Liquid Temp.(°C)
Body Test data (Separate 0mm)												
Bottom side	40M	2437.5	100.00%	16.40%	0.051	0.023	-0.19	29.76	31.00	1.330	0.011	22.1
Ant0+1 Fold Test Record												
Test position	Test mode	Test Freq.	Test Duty Cycle	Claimed Duty Cycle	SAR (W/kg) 1-g	SAR (W/kg) 10-g	Power drift (dB)	Conducted Power(dBm)	Tune up Limit(dBm)	Scaled factor	Scaled SAR 10-g (W/kg)	Liquid Temp.(°C)
Limbs Test data (Separate 0mm)												
Back side	40M	2437.5	100.00%	16.40%	0.072	0.039	0.19	29.76	31.00	1.330	0.009	22.1
Left side	40M	2437.5	100.00%	16.40%	0.215	0.123	0.18	29.76	31.00	1.330	0.027	22.1
Right side	40M	2437.5	100.00%	16.40%	0.245	0.130	0.14	29.76	31.00	1.330	0.028	22.1
Bottom side	40M	2437.5	100.00%	16.40%	0.052	0.029	-0.03	29.76	31.00	1.330	0.006	22.1



Unless otherwise agreed in writing, this document is issued by the Company subject to its General Conditions of Service printed overleaf, available on request or accessible at <https://www.sgs.com/en/Terms-and-Conditions>. Attention is drawn to the limitation of liability, indemnification and jurisdiction issues defined therein. Any holder of this document is advised that information contained hereon reflects the Company's findings at the time of its intervention only and within the limits of Client's instructions, if any. The Company's sole responsibility is to its Client and this document does not exonerate parties to a transaction from exercising all their rights and obligations under the transaction documents. This document cannot be reproduced except in full, without prior written approval of the Company. Any unauthorized alteration, forgery or falsification of the content or appearance of this document is unlawful and offenders may be prosecuted to the fullest extent of the law. Unless otherwise stated the results shown in this test report refer only to the sample(s) tested and such sample(s) are retained for 30 days only.

Attention: To check the authenticity of testing /inspection report & certificate, please contact us at telephone: (86-755) 83071443, or email: CN.Doccheck@sgs.com

No.1 Workshop, M-10, Middle Section, Science & Technology Park, Nanshan District, Shenzhen, Guangdong, China 518057 t (86-755) 26012053 f (86-755) 26710594 www.sgs.com.cn
 中国·广东·深圳市南山区科技园中区M-10栋1号厂房 邮编: 518057 t (86-755) 26012053 f (86-755) 26710594 sgs.china@sgs.com

SGS-CSTC Standards Technical Services Co., Ltd. Shenzhen Branch

SZSAR-TRF-01 Rev. A/0 May15,2023

Report No.: SZCR241200471907

Page: 57 of 66

Test position	Test mode	Test Freq.	Test Duty Cycle	Claimed Duty Cycle	SAR (W/kg) 1-g	SAR (W/kg) 10-g	Power drift (dB)	Conducted Power(dBm)	Tune up Limit(dBm)	Scaled factor	Scaled SAR 1-g (W/kg)	Liquid Temp.(°C)
Body Test data (Separate 0mm)												
Bottom side	40M	2437.5	100.00%	16.40%	0.052	0.029	-0.03	29.43	31.00	1.435	0.012	22.1
Ant4+5 Test Record												
Test position	Test mode	Test Freq.	Test Duty Cycle	Claimed Duty Cycle	SAR (W/kg) 1-g	SAR (W/kg) 10-g	Power drift (dB)	Conducted Power(dBm)	Tune up Limit(dBm)	Scaled factor	Scaled SAR 10-g (W/kg)	Liquid Temp.(°C)
Limbs Test data (Separate 0mm)												
Front side	40M	2437.5	100.00%	16.40%	0.256	0.137	0.16	29.43	30.50	1.279	0.029	22.1
Back side	40M	2437.5	100.00%	16.40%	0.029	0.016	-0.06	29.43	30.50	1.279	0.003	22.1
Left side	40M	2437.5	100.00%	16.40%	0.006	0.003	0.00	29.43	30.50	1.279	0.001	22.1
Right side	40M	2437.5	100.00%	16.40%	0.018	0.010	0.17	29.43	30.50	1.279	0.002	22.1
Top side	40M	2437.5	100.00%	16.40%	2.020	0.838	-0.05	29.43	30.50	1.279	0.176	22.1
Bottom side	40M	2437.5	100.00%	16.40%	0.005	0.002	-0.11	29.43	30.50	1.279	0.000	22.1
Test position	Test mode	Test Freq.	Test Duty Cycle	Claimed Duty Cycle	SAR (W/kg) 1-g	SAR (W/kg) 10-g	Power drift (dB)	Conducted Power(dBm)	Tune up Limit(dBm)	Scaled factor	Scaled SAR 1-g (W/kg)	Liquid Temp.(°C)
Body Test data (Separate 0mm)												
Bottom side	40M	2437.5	100.00%	16.40%	0.005	0.002	-0.11	29.43	30.50	1.279	0.001	22.1



Unless otherwise agreed in writing, this document is issued by the Company subject to its General Conditions of Service printed overleaf, available on request or accessible at <https://www.sgs.com/en/Terms-and-Conditions>. Attention is drawn to the limitation of liability, indemnification and jurisdiction issues defined therein. Any holder of this document is advised that information contained hereon reflects the Company's findings at the time of its intervention only and within the limits of Client's instructions, if any. The Company's sole responsibility is to its Client and this document does not exonerate parties to a transaction from exercising all their rights and obligations under the transaction documents. This document cannot be reproduced except in full, without prior written approval of the Company. Any unauthorized alteration, forgery or falsification of the content or appearance of this document is unlawful and offenders may be prosecuted to the fullest extent of the law. Unless otherwise stated the results shown in this test report refer only to the sample(s) tested and such sample(s) are retained for 30 days only.

Attention: To check the authenticity of testing /inspection report & certificate, please contact us at telephone: (86-755) 83071443, or email: CN.Doccheck@sgs.com

No.1 Workshop, M-10, Middle Section, Science & Technology Park, Nanshan District, Shenzhen, Guangdong, China 518057 t (86-755) 26012053 f (86-755) 26710594 www.sgs.com.cn
 中国·广东·深圳市南山区科技园中区M-10栋1号厂房 邮编: 518057 t (86-755) 26012053 f (86-755) 26710594 sgs.china@sgs.com

8.2.4 SAR Result of 5G SDR

5G SDR SAR Test Record												
Ant0+1 Rotate Test Record												
Test position	Test mode	Test Freq.	Test Duty Cycle	Claimed Duty Cycle	SAR (W/kg) 1-g	SAR (W/kg) 10-g	Power drift (dB)	Conducted Power(dBm)	Tune up Limit(dBm)	Scaled factor	Scaled SAR 10-g (W/kg)	Liquid Temp.(°C)
Limbs Test data of U-NII-1 (Separate 0mm)												
Front side	20M	5240	100.00%	16.40%	0.084	0.028	-0.17	19.43	20.50	1.279	0.006	22.1
Back side	20M	5240	100.00%	16.40%	0.340	0.112	0.01	19.43	20.50	1.279	0.023	22.1
Left side	20M	5240	100.00%	16.40%	0.080	0.037	-0.18	19.43	20.50	1.279	0.008	22.1
Right side	20M	5240	100.00%	16.40%	0.123	0.052	0.00	19.43	20.50	1.279	0.011	22.1
Top side	20M	5240	100.00%	16.40%	0.108	0.033	-0.13	19.43	20.50	1.279	0.007	22.1
Bottom side	20M	5240	100.00%	16.40%	0.025	0.007	0.14	19.43	20.50	1.279	0.001	22.1
Limbs Test data of U-NII-3 (Separate 0mm)												
Front side	3M	5847.2	100.00%	16.40%	0.096	0.020	-0.01	29.36	30.50	1.300	0.004	22.1
Back side	3M	5847.2	100.00%	16.40%	0.074	0.017	-0.07	29.36	30.50	1.300	0.004	22.1
Left side	3M	5847.2	100.00%	16.40%	0.080	0.017	0.02	29.36	30.50	1.300	0.004	22.1
Right side	3M	5847.2	100.00%	16.40%	0.077	0.016	0.11	29.36	30.50	1.300	0.003	22.1
Top side	3M	5847.2	100.00%	16.40%	0.074	0.016	0.01	29.36	30.50	1.300	0.003	22.1
Bottom side	3M	5847.2	100.00%	16.40%	0.025	0.007	-0.11	29.36	30.50	1.300	0.001	22.1
Test position	Test mode	Test Freq.	Test Duty Cycle	Claimed Duty Cycle	SAR (W/kg) 1-g	SAR (W/kg) 10-g	Power drift (dB)	Conducted Power(dBm)	Tune up Limit(dBm)	Scaled factor	Scaled SAR 1-g (W/kg)	Liquid Temp.(°C)
Body Test data of U-NII-1 (Separate 0mm)												
Bottom side	20M	5240	100.00%	16.40%	0.025	0.007	0.14	19.43	20.50	1.279	0.005	22.1
Body Test data of U-NII-3 (Separate 0mm)												
Bottom side	3M	5847.2	100.00%	16.40%	0.025	0.007	-0.11	29.36	30.50	1.300	0.005	22.1
Ant0+1 Vertical Test Record												
Test position	Test mode	Test Freq.	Test Duty Cycle	Claimed Duty Cycle	SAR (W/kg) 1-g	SAR (W/kg) 10-g	Power drift (dB)	Conducted Power(dBm)	Tune up Limit(dBm)	Scaled factor	Scaled SAR 10-g (W/kg)	Liquid Temp.(°C)
Limbs Test data of U-NII-1 (Separate 0mm)												
Front side	20M	5240	100.00%	16.40%	0.089	0.026	-0.05	19.43	20.50	1.279	0.005	22.1
Back side	20M	5240	100.00%	16.40%	0.127	0.042	-0.19	19.43	20.50	1.279	0.009	22.1
Left side	20M	5240	100.00%	16.40%	0.199	0.092	0.19	19.43	20.50	1.279	0.019	22.1
Right side	20M	5240	100.00%	16.40%	0.152	0.063	0.16	19.43	20.50	1.279	0.013	22.1
Top side	20M	5240	100.00%	16.40%	0.096	0.028	0.13	19.43	20.50	1.279	0.006	22.1
Bottom side	20M	5240	100.00%	16.40%	0.025	0.007	-0.06	19.43	20.50	1.279	0.001	22.1



Unless otherwise agreed in writing, this document is issued by the Company subject to its General Conditions of Service printed overleaf, available on request or accessible at <https://www.sgs.com/en/Terms-and-Conditions>. Attention is drawn to the limitation of liability, indemnification and jurisdiction issues defined therein. Any holder of this document is advised that information contained hereon reflects the Company's findings at the time of its intervention only and within the limits of Client's instructions, if any. The Company's sole responsibility is to its Client and this document does not exonerate parties to a transaction from exercising all their rights and obligations under the transaction documents. This document cannot be reproduced except in full, without prior written approval of the Company. Any unauthorized alteration, forgery or falsification of the content or appearance of this document is unlawful and offenders may be prosecuted to the fullest extent of the law. Unless otherwise stated the results shown in this test report refer only to the sample(s) tested and such sample(s) are retained for 30 days only.

Attention: To check the authenticity of testing /inspection report & certificate, please contact us at telephone: (86-755) 8307 1443, or email: CN.Doccheck@sgs.com

SGS-CSTC Standards Technical Services Co., Ltd. Shenzhen Branch (SAR) Laboratory
 No.1 Workshop, M-10, Middle Section, Science & Technology Park, Nanshan District, Shenzhen, Guangdong, China 518057 t (86-755) 26012053 f (86-755) 26710594 www.sgs.com.cn
 中国·广东·深圳市南山区科技园中区M-10栋1号厂房 邮编: 518057 t (86-755) 26012053 f (86-755) 26710594 sgs.china@sgs.com

Limbs Test data of U-NII-3 (Separate 0mm)												
Front side	3M	5847.2	100.00%	16.40%	0.076	0.017	0.15	29.36	30.50	1.300	0.004	22.1
Back side	3M	5847.2	100.00%	16.40%	0.078	0.017	-0.06	29.36	30.50	1.300	0.004	22.1
Left side	3M	5847.2	100.00%	16.40%	0.079	0.017	-0.12	29.36	30.50	1.300	0.004	22.1
Right side	3M	5847.2	100.00%	16.40%	0.093	0.023	0.09	29.36	30.50	1.300	0.005	22.1
Top side	3M	5847.2	100.00%	16.40%	0.049	0.015	-0.01	29.36	30.50	1.300	0.003	22.1
Bottom side	3M	5847.2	100.00%	16.40%	0.026	0.006	0.05	29.36	30.50	1.300	0.001	22.1
Test position	Test mode	Test Freq.	Test Duty Cycle	Claimed Duty Cycle	SAR (W/kg) 1-g	SAR (W/kg) 10-g	Power drift (dB)	Conducted Power(dBm)	Tune up Limit(dBm)	Scaled factor	Scaled SAR 1-g (W/kg)	Liquid Temp.(°C)
Body Test data of U-NII-1 (Separate 0mm)												
Bottom side	20M	5240	100.00%	16.40%	0.025	0.007	-0.06	19.43	20.50	1.279	0.005	22.1
Body Test data of U-NII-3 (Separate 0mm)												
Bottom side	3M	5847.2	100.00%	16.40%	0.026	0.006	0.05	29.36	30.50	1.300	0.006	22.1
Ant0+1 Fold Test Record												
Test position	Test mode	Test Freq.	Test Duty Cycle	Claimed Duty Cycle	SAR (W/kg) 1-g	SAR (W/kg) 10-g	Power drift (dB)	Conducted Power(dBm)	Tune up Limit(dBm)	Scaled factor	Scaled SAR 10-g (W/kg)	Liquid Temp.(°C)
Limbs Test data of U-NII-1 (Separate 0mm)												
Back side	10M	5200	100.00%	16.40%	0.075	0.019	0.07	18.42	19.50	1.282	0.004	22.1
Left side	10M	5200	100.00%	16.40%	0.139	0.044	-0.05	18.42	19.50	1.282	0.009	22.1
Right side	10M	5200	100.00%	16.40%	0.081	0.031	0.04	18.42	19.50	1.282	0.007	22.1
Bottom side	10M	5200	100.00%	16.40%	0.035	0.013	0.09	18.42	19.50	1.282	0.003	22.1
Limbs Test data of U-NII-3 (Separate 0mm)												
Back side	10M	5844.5	100.00%	16.40%	0.067	0.017	0.07	27.58	28.50	1.236	0.003	22.1
Left side	10M	5844.5	100.00%	16.40%	0.080	0.016	-0.09	27.58	28.50	1.236	0.003	22.1
Right side	10M	5844.5	100.00%	16.40%	0.082	0.019	0.03	27.58	28.50	1.236	0.004	22.1
Bottom side	10M	5844.5	100.00%	16.40%	0.024	0.005	0.07	27.58	28.50	1.236	0.001	22.1
Test position	Test mode	Test Freq.	Test Duty Cycle	Claimed Duty Cycle	SAR (W/kg) 1-g	SAR (W/kg) 10-g	Power drift (dB)	Conducted Power(dBm)	Tune up Limit(dBm)	Scaled factor	Scaled SAR 1-g (W/kg)	Liquid Temp.(°C)
Body Test data of U-NII-1 (Separate 0mm)												
Bottom side	10M	5200	100.00%	16.40%	0.035	0.013	0.09	18.42	19.50	1.282	0.007	22.1
Body Test data of U-NII-3 (Separate 0mm)												
Bottom side	10M	5844.5	100.00%	16.40%	0.024	0.005	0.07	27.58	28.50	1.236	0.005	22.1



Unless otherwise agreed in writing, this document is issued by the Company subject to its General Conditions of Service printed overleaf, available on request or accessible at <https://www.sgs.com/en/Terms-and-Conditions>. Attention is drawn to the limitation of liability, indemnification and jurisdiction issues defined therein. Any holder of this document is advised that information contained hereon reflects the Company's findings at the time of its intervention only and within the limits of Client's instructions, if any. The Company's sole responsibility is to its Client and this document does not exonerate parties to a transaction from exercising all their rights and obligations under the transaction documents. This document cannot be reproduced except in full, without prior written approval of the Company. Any unauthorized alteration, forgery or falsification of the content or appearance of this document is unlawful and offenders may be prosecuted to the fullest extent of the law. Unless otherwise stated the results shown in this test report refer only to the sample(s) tested and such sample(s) are retained for 30 days only.

Attention: To check the authenticity of testing /inspection report & certificate, please contact us at telephone: (86-755) 8307 1443, or email: CN.Doccheck@sgs.com

No.1 Workshop, M-10, Middle Section, Science & Technology Park, Nanshan District, Shenzhen, Guangdong, China 518057 t (86-755) 26012053 f (86-755) 26710594 www.sgs.com.cn
 中国·广东·深圳市南山区科技园中区M-10栋1号厂房 邮编: 518057 t (86-755) 26012053 f (86-755) 26710594 sgs.china@sgs.com

SGS-CSTC Standards Technical Services Co., Ltd. Shenzhen Branch

SZSAR-TRF-01 Rev. A/0 May15,2023

Report No.: SZCR241200471907

Page: 60 of 66

Ant4+5 Test Record												
Test position	Test mode	Test Freq.	Test Duty Cycle	Claimed Duty Cycle	SAR (W/kg) 1-g	SAR (W/kg) 10-g	Power drift (dB)	Conducted Power(dBm)	Tune up Limit(dBm)	Scaled factor	Scaled SAR 10-g (W/kg)	Liquid Temp.(°C)
Limbs Test data of U-NII-1 (Separate 0mm)												
Front side	10M	5200	100.00%	16.40%	0.091	0.037	0.01	18.42	19.50	1.282	0.008	22.1
Back side	10M	5200	100.00%	16.40%	0.059	0.014	-0.15	18.42	19.50	1.282	0.003	22.1
Left side	10M	5200	100.00%	16.40%	0.074	0.016	0.01	18.42	19.50	1.282	0.003	22.1
Right side	10M	5200	100.00%	16.40%	0.048	0.012	0.07	18.42	19.50	1.282	0.003	22.1
Top side	10M	5200	100.00%	16.40%	0.726	0.212	0.11	18.42	19.50	1.282	0.045	22.1
Bottom side	10M	5200	100.00%	16.40%	0.027	0.006	0.04	18.42	19.50	1.282	0.001	22.1
Limbs Test data of U-NII-3 (Separate 0mm)												
Front side	10M	5844.5	100.00%	16.40%	2.780	1.020	-0.11	27.58	28.50	1.236	0.207	22.1
Back side	10M	5844.5	100.00%	16.40%	0.454	0.189	-0.17	27.58	28.50	1.236	0.038	22.1
Left side	10M	5844.5	100.00%	16.40%	0.074	0.026	-0.10	27.58	28.50	1.236	0.005	22.1
Right side	10M	5844.5	100.00%	16.40%	0.170	0.078	-0.15	27.58	28.50	1.236	0.016	22.1
Top side	10M	5844.5	100.00%	16.40%	5.030	1.650	-0.17	27.58	28.50	1.236	0.334	22.1
Bottom side	10M	5844.5	100.00%	16.40%	0.022	0.007	-0.09	27.58	28.50	1.236	0.001	22.1
Test position	Test mode	Test Freq.	Test Duty Cycle	Claimed Duty Cycle	SAR (W/kg) 1-g	SAR (W/kg) 10-g	Power drift (dB)	Conducted Power(dBm)	Tune up Limit(dBm)	Scaled factor	Scaled SAR 1-g (W/kg)	Liquid Temp.(°C)
Body Test data of U-NII-1 (Separate 5mm)												
Bottom side	10M	5200	100.00%	16.40%	0.027	0.006	0.04	18.42	19.50	1.282	0.006	22.1
Body Test data of U-NII-3 (Separate 5mm)												
Bottom side	10M	5844.5	100.00%	16.40%	0.022	0.007	-0.09	27.58	28.50	1.236	0.004	22.1



SGS-CSTC Standards Technical Services Co., Ltd.
Shenzhen Branch

Unless otherwise agreed in writing, this document is issued by the Company subject to its General Conditions of Service printed overleaf, available on request or accessible at <https://www.sgs.com/en/Terms-and-Conditions>. Attention is drawn to the limitation of liability, indemnification and jurisdiction issues defined therein. Any holder of this document is advised that information contained hereon reflects the Company's findings at the time of its intervention only and within the limits of Client's instructions, if any. The Company's sole responsibility is to its Client and this document does not exonerate parties to a transaction from exercising all their rights and obligations under the transaction documents. This document cannot be reproduced except in full, without prior written approval of the Company. Any unauthorized alteration, forgery or falsification of the content or appearance of this document is unlawful and offenders may be prosecuted to the fullest extent of the law. Unless otherwise stated the results shown in this test report refer only to the sample(s) tested and such sample(s) are retained for 30 days only.

Attention: To check the authenticity of testing /inspection report & certificate, please contact us at telephone: (86-755) 8307 1443, or email: CN.Doccheck@sgs.com

No.1 Workshop, M-10, Middle Section, Science & Technology Park, Nanshan District, Shenzhen, Guangdong, China 518057 t (86-755) 26012053 f (86-755) 26710594 www.sgs.com.cn
中国·广东·深圳市南山区科技园中区M-10栋1号厂房 邮编: 518057 t (86-755) 26012053 f (86-755) 26710594 sgs.china@sgs.com

8.2.5 SAR Result of BT

Bluetooth SAR Test Record												
Ant0 Test Record												
Test position	Test mode	Test ch./Freq.	Duty Cycle	Duty Cycle Scaled factor	SAR (W/kg) 1-g	SAR (W/kg) 10-g	Power drift (dB)	Conducted Power(dBm)	Tune up Limit(dBm)	Scaled factor	Scaled SAR 10-g (W/kg)	Liquid Temp.(°C)
Limbs Test data (Separate 0mm)												
Front side	BLE 2M	19/2440	33.60%	2.976	0.026	0.012	-0.08	8.16	9.00	1.213	0.043	21.5
Back side	BLE 2M	19/2440	33.60%	2.976	0.020	0.011	-0.06	8.16	9.00	1.213	0.040	21.5
Left side	BLE 2M	19/2440	33.60%	2.976	0.013	0.007	0.05	8.16	9.00	1.213	0.025	21.5
Right side	BLE 2M	19/2440	33.60%	2.976	0.227	0.093	-0.06	8.16	9.00	1.213	0.336	21.5
Top side	BLE 2M	19/2440	33.60%	2.976	0.009	0.003	-0.03	8.16	9.00	1.213	0.011	21.5
Bottom side	BLE 2M	19/2440	33.60%	2.976	0.016	0.008	-0.08	8.16	9.00	1.213	0.029	21.5
Test position	Test mode	Test ch./Freq.	Duty Cycle	Duty Cycle Scaled factor	SAR (W/kg) 1-g	SAR (W/kg) 10-g	Power drift (dB)	Conducted Power(dBm)	Tune up Limit(dBm)	Scaled factor	Scaled SAR 1-g (W/kg)	Liquid Temp.(°C)
Body Test data (Separate 0mm)												
Bottom side	BLE 2M	19/2440	33.60%	2.976	0.016	0.008	-0.08	8.16	9.00	1.213	0.058	21.5



Unless otherwise agreed in writing, this document is issued by the Company subject to its General Conditions of Service printed overleaf, available on request or accessible at <https://www.sgs.com/en/Terms-and-Conditions>. Attention is drawn to the limitation of liability, indemnification and jurisdiction issues defined therein. Any holder of this document is advised that information contained hereon reflects the Company's findings at the time of its intervention only and within the limits of Client's instructions, if any. The Company's sole responsibility is to its Client and this document does not exonerate parties to a transaction from exercising all their rights and obligations under the transaction documents. This document cannot be reproduced except in full, without prior written approval of the Company. Any unauthorized alteration, forgery or falsification of the content or appearance of this document is unlawful and offenders may be prosecuted to the fullest extent of the law. Unless otherwise stated the results shown in this test report refer only to the sample(s) tested and such sample(s) are retained for 30 days only.

Attention: To check the authenticity of testing /inspection report & certificate, please contact us at telephone: (86-755) 83071443, or email: CN.Doccheck@sgs.com

SGS-CSTC Standards Technical Services Co., Ltd. Shenzhen Branch Laboratory
 No.1 Workshop, M-10, Middle Section, Science & Technology Park, Nanshan District, Shenzhen, Guangdong, China 518057 t (86-755) 26012053 f (86-755) 26710594 www.sgs.com.cn
 中国·广东·深圳市南山区科技园中区M-10栋1号厂房 邮编: 518057 t (86-755) 26012053 f (86-755) 26710594 sgs.china@sgs.com

8.3 Multiple Transmitter Evaluation

8.3.1 Simultaneous SAR test evaluation

No.	Simultaneous Tx Combination	Body	Limbs
1	2.4G SDR+5.1G Wi-Fi	Yes	Yes
2	2.4G SDR+5.8G Wi-Fi	Yes	Yes
3	BT+5.1G SDR	Yes	Yes
4	BT+5.8G SDR	Yes	Yes
5	5.1G SDR+2.4G Wi-Fi	Yes	Yes
6	5.8G SDR+2.4G Wi-Fi	Yes	Yes

Note:

- 1) The device does not support DTM function.
- 2) For WiFi 5G,U-NII-2A and U-NII-2C band does not support hotspot function.



Unless otherwise agreed in writing, this document is issued by the Company subject to its General Conditions of Service printed overleaf, available on request or accessible at <https://www.sgs.com/en/Terms-and-Conditions>. Attention is drawn to the limitation of liability, indemnification and jurisdiction issues defined therein. Any holder of this document is advised that information contained hereon reflects the Company's findings at the time of its intervention only and within the limits of Client's instructions, if any. The Company's sole responsibility is to its Client and this document does not exonerate parties to a transaction from exercising all their rights and obligations under the transaction documents. This document cannot be reproduced except in full, without prior written approval of the Company. Any unauthorized alteration, forgery or falsification of the content or appearance of this document is unlawful and offenders may be prosecuted to the fullest extent of the law. Unless otherwise stated the results shown in this test report refer only to the sample(s) tested and such sample(s) are retained for 30 days only.

Attention: To check the authenticity of testing /inspection report & certificate, please contact us at telephone: (86-755) 8307 1443, or email: CN.Doccheck@sgs.com
 No.1 Workshop, M-10, Middle Section, Science & Technology Park, Nanshan District, Shenzhen, Guangdong, China 518057 t (86-755) 26012053 f (86-755) 26710594 www.sgs.com.cn
 中国·广东·深圳市南山区科技园中区M-10栋1号厂房 邮编: 518057 t (86-755) 26012053 f (86-755) 26710594 sgs.china@sgs.com

8.3.2 Simultaneous Transmission SAR Summation Scenario

Body:

SARmax (W/kg)					Summed SAR		
WIFI 2.4G Max SAR	WIFI 5G Max SAR	SDR 2.4G Max SAR	SDR 5G Max SAR	Bluetooth Max SAR			
1	2	3	4	5	1+4	2+3	4+5
0.038	0.143	0.012	0.007	0.058	0.045	0.155	0.065

Limbs:

SARmax (W/kg)					Summed SAR		
WIFI 2.4G Max SAR	WIFI 5G Max SAR	SDR 2.4G Max SAR	SDR 5G Max SAR	Bluetooth Max SAR			
1	2	3	4	5	1+4	2+3	4+5
1.090	0.529	0.176	0.334	0.336	1.424	0.705	0.670



Unless otherwise agreed in writing, this document is issued by the Company subject to its General Conditions of Service printed overleaf, available on request or accessible at <https://www.sgs.com/en/Terms-and-Conditions>. Attention is drawn to the limitation of liability, indemnification and jurisdiction issues defined therein. Any holder of this document is advised that information contained hereon reflects the Company's findings at the time of its intervention only and within the limits of Client's instructions, if any. The Company's sole responsibility is to its Client and this document does not exonerate parties to a transaction from exercising all their rights and obligations under the transaction documents. This document cannot be reproduced except in full, without prior written approval of the Company. Any unauthorized alteration, forgery or falsification of the content or appearance of this document is unlawful and offenders may be prosecuted to the fullest extent of the law. Unless otherwise stated the results shown in this test report refer only to the sample(s) tested and such sample(s) are retained for 30 days only.

Attention: To check the authenticity of testing /inspection report & certificate, please contact us at telephone: (86-755) 8307 1443, or email: CN.Doccheck@sgs.com
 No.1 Workshop, M-10, Middle Section, Science & Technology Park, Nanshan District, Shenzhen, Guangdong, China 518057 t (86-755) 26012053 f (86-755) 26710594 www.sgs.com.cn
 中国·广东·深圳市南山区科技园中区M-10栋1号厂房 邮编: 518057 t (86-755) 26012053 f (86-755) 26710594 sgs.china@sgs.com

9 Equipment list

Test Platform		SPEAG DASY Professional				
Description		SAR Test System				
Software Reference		cDASY8 V16.4.0.5005				
Hardware Reference						
Equipment	Manufacturer	Model	Inventory No.	Calibration Date	Due date of calibration	
<input checked="" type="checkbox"/>	Test Phantom	SPEAG	ELI	SZ-WSR-A-028	NCR	NCR
<input checked="" type="checkbox"/>	DAE	SPEAG	DAE4ip	SZ-WSR-M-074	2024/08/08	2025/08/07
<input checked="" type="checkbox"/>	E-Field Probe	SPEAG	EX3DV4	SZ-WSR-M-079	2024/11/20	2025/11/19
<input checked="" type="checkbox"/>	Validation Kits	SPEAG	D2450V2	SZ-WSR-M-039	2022/11/02	2025/11/01
<input checked="" type="checkbox"/>	Validation Kits	SPEAG	D5GHzV2	SZ-WSR-M-046	2022/11/01	2025/10/31
<input checked="" type="checkbox"/>	Dielectric parameter probes	SPEAG	DAKS-3.5	SZ-WSR-M-053	2024/06/26	2025/06/25
<input checked="" type="checkbox"/>	Vector Network Analyzer and Vector Reflectometer	SPEAG	DAKS_VNA R140	SZ-WSR-M-054	2024/06/26	2025/06/25
<input checked="" type="checkbox"/>	Radio Communication Analyzer	Anritsu	MT8820C	SZ-WSR-M-005	2025/01/08	2026/01/07
<input checked="" type="checkbox"/>	Radio Communication Analyzer	Anritsu	MT8820C	SZ-WSR-M-018	2024/05/24	2025/05/23
<input checked="" type="checkbox"/>	Radio Communication Analyzer	Anritsu	MT8820C	SZ-WSR-M-020	2024/08/19	2025/08/18
<input checked="" type="checkbox"/>	RF Bi-Directional Coupler	Agilent	86205-60001	SZ-WSR-A-004	NCR	NCR
<input checked="" type="checkbox"/>	Signal Generator	Agilent	N5171B	SZ-WSR-M-006	2025/01/07	2026/01/06
<input checked="" type="checkbox"/>	Preamplifier	Mini-Circuits	ZHL-42W	SZ-WSR-A-001	NCR	NCR
<input checked="" type="checkbox"/>	Preamplifier	Compliance Directions Systems Inc.	AMP28-3W	SZ-WSR-A-002	NCR	NCR
<input checked="" type="checkbox"/>	Power Meter	Agilent	E4416A	SZ-WSR-M-007	2025/01/07	2026/01/06
<input checked="" type="checkbox"/>	Power Sensor	Agilent	8481H	SZ-WSR-M-008	2025/01/07	2026/01/06
<input checked="" type="checkbox"/>	Power Sensor	R&S	NRP-Z92	SZ-WSR-M-009	2025/01/08	2026/01/07
<input checked="" type="checkbox"/>	Attenuator	SHX	TS2-3dB	SZ-WSR-A-012	NCR	NCR
<input checked="" type="checkbox"/>	Speed reading thermometer	Zhengzhou Boyang Instrument	TP3001	SZ-WSR-M-014	2024/05/30	2025/05/29
<input checked="" type="checkbox"/>	Temperature	MingGao	T809	SZ-WSR-M-015	2024/05/30	2025/05/29
<input checked="" type="checkbox"/>	Temperature	MingGao	T809	SZ-WSR-M-016	2024/05/30	2025/05/29
<input checked="" type="checkbox"/>	Humidity and Temperature Indicator	CHIGAO	HTC-1	SZ-WSR-M-013	2024/05/28	2025/05/27
<input checked="" type="checkbox"/>	Humidity and	CHIGAO	HTC-1	SZ-WSR-M-012	2024/05/28	2025/05/27



SGS-CSTC Standards Technical Services Co., Ltd. Shenzhen Branch

SZSAR-TRF-01 Rev. A/0 May15,2023

Report No.: SZCR241200471907

Page: 65 of 66

	Temperature Indicator					
<input checked="" type="checkbox"/>	Humidity and Temperature Indicator	CHIGAO	HTC-1	SZ-WSR-M-011	2024/05/28	2025/05/27

Note: All the equipment are within the valid period when the tests are performed.



Unless otherwise agreed in writing, this document is issued by the Company subject to its General Conditions of Service printed overleaf, available on request or accessible at <https://www.sgs.com/en/Terms-and-Conditions>. Attention is drawn to the limitation of liability, indemnification and jurisdiction issues defined therein. Any holder of this document is advised that information contained hereon reflects the Company's findings at the time of its intervention only and within the limits of Client's instructions, if any. The Company's sole responsibility is to its Client and this document does not exonerate parties to a transaction from exercising all their rights and obligations under the transaction documents. This document cannot be reproduced except in full, without prior written approval of the Company. Any unauthorized alteration, forgery or falsification of the content or appearance of this document is unlawful and offenders may be prosecuted to the fullest extent of the law. Unless otherwise stated the results shown in this test report refer only to the sample(s) tested and such sample(s) are retained for 30 days only.

Attention: To check the authenticity of testing /inspection report & certificate, please contact us at telephone: (86-755) 8307 1443, or email: CN.Doccheck@sgs.com
 No.1 Workshop, M-10, Middle Section, Science & Technology Park, Nanshan District, Shenzhen, Guangdong, China 518057 t (86-755) 26012053 f (86-755) 26710594 www.sgs.com.cn
 中国·广东·深圳市南山区科技园中区M-10栋1号厂房 邮编: 518057 t (86-755) 26012053 f (86-755) 26710594 sgs.china@sgs.com

10 Calibration certificate

Please see the Appendix C

11 Photographs

Please see the Appendix D

Appendix A: Detailed System Check Results

Appendix B: Detailed Test Results

Appendix C: Calibration certificate

Appendix D: Photographs

--- End of report ---



Unless otherwise agreed in writing, this document is issued by the Company subject to its General Conditions of Service printed overleaf, available on request or accessible at <https://www.sgs.com/en/Terms-and-Conditions>. Attention is drawn to the limitation of liability, indemnification and jurisdiction issues defined therein. Any holder of this document is advised that information contained hereon reflects the Company's findings at the time of its intervention only and within the limits of Client's instructions, if any. The Company's sole responsibility is to its Client and this document does not exonerate parties to a transaction from exercising all their rights and obligations under the transaction documents. This document cannot be reproduced except in full, without prior written approval of the Company. Any unauthorized alteration, forgery or falsification of the content or appearance of this document is unlawful and offenders may be prosecuted to the fullest extent of the law. Unless otherwise stated the results shown in this test report refer only to the sample(s) tested and such sample(s) are retained for 30 days only.

Attention: To check the authenticity of testing /inspection report & certificate, please contact us at telephone: (86-755) 8307 1443, or email: CN.Doccheck@sgs.com