




EXHIBIT 3 - EUT INTERNAL PHOTOGRAPHS

**EUT Housing and
Board View 1**



**Solder
Board-Component
View 1**



<p>Solder Board-Component View 2</p>	 <p>A photograph of a green printed circuit board (PCB) component, likely a solder mask, placed on a blue textured surface. A black ruler with white markings is positioned vertically to the left of the component, showing measurements in millimeters. The component features a large rectangular area at the top, several small circular components in the middle, and a circular cutout at the bottom. The ruler shows the component is approximately 100 mm long and 30 mm wide.</p>
<p>Antenna View</p>	<p>Antenna</p>  <p>A photograph of the same green PCB component, viewed from the opposite side. A red box highlights a specific area on the board, and a red line points from the label 'Antenna' to this area. The component is placed on a blue textured surface with a black ruler for scale. The ruler shows the component is approximately 100 mm long and 30 mm wide. The component features a large rectangular area at the top, a circular cutout, and various electronic components and markings on the board.</p>