


1. Antenna describe:

Antenna plate	PCB ANT
Make name/model name	2.4G ANT
Antenna gain	0dBi
Frequency range	2402-2480MHz
Connector type	direct

2. External view drawing:

Picture of antenna



Width 2mm

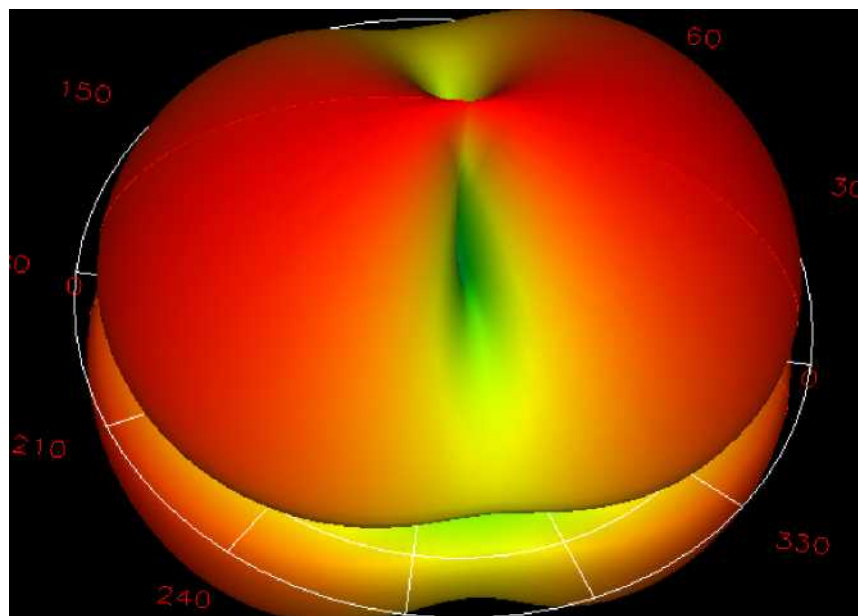
Length 3.5mm

3. Antenna Radiation Pattern

Radiation pattern@2.402GHZ

Total Average Gain: —0.475dbi

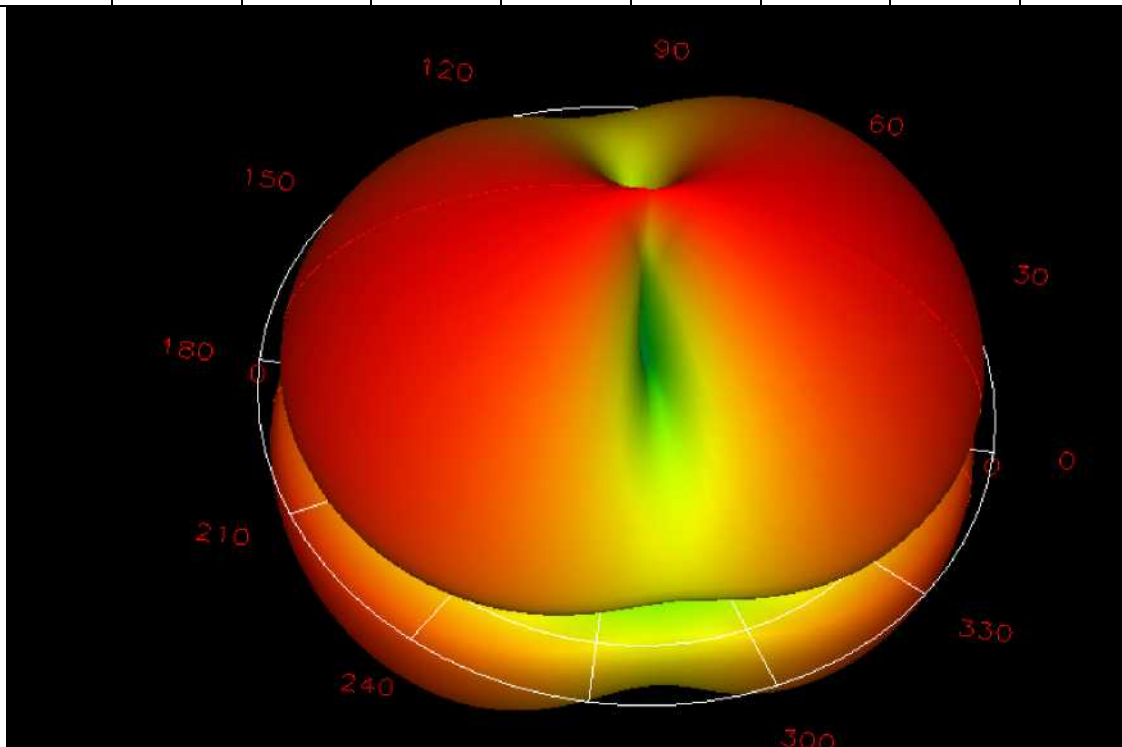
\ Phi	0	45	90	135	180	235	270	315
Gain	-0.1	-0.3	-0.8	-0.5	-0.2	-0.6	-0.8	-0.5



Radiation pattern@2.441GHZ

Total Average Gain: -0.275dbi

\ Phi	0	45	90	135	180	235	270	315
Gain	0	-0.1	-0.3	-0.6	-0.1	-0.2	-0.6	-0.4



Radiation pattern@2.480GHZ

Total Average Gain: -0.237dbi

Phi	0	45	90	135	180	235	270	315
Gain	0	-0.1	-0.2	-0.5	0	-0.3	-0.6	-0.2

