

75MM

60MM



RITE AID BLUETOOTH® SMART TRACKER
(KEEP TRACK OF YOUR VALUABLE ITEMS)



INSTRUCTION MANUAL

PLEASE READ ALL INSTRUCTIONS CAREFULLY
AND RETAIN FOR FUTURE USE

Getting Started

- Remove the product from the packaging.
- Please retain all packaging after you have checked and counted all the parts and the contents against the parts list.
- Please use a hard thin plastic sheet or flat head screwdriver to prise off the battery cover, then remove the battery insulation sheet before use.

Package Contents

- RITE AID SMART TRACKER
- CR2032 battery (preinstalled in the product)
- Instruction Manual

Key Features

- Uses Apple Find My App to locate your device
- Locate from iPhone, iPad, iPod Touch or Mac computer
- Simply attach the device to your keys, wallet, purse and you can start locating it remotely from your App
- Replaceable battery (button cell battery included)
- Siri compatible

Safety Instructions

- Keep the unit away from heat sources, direct sunlight, humidity, water and any other liquids.
- Do not operate the unit if it has been exposed to water, moisture or any other liquids to prevent damage to the unit.
- Do not use the unit if it has been dropped or damaged in any way.
- Repairs to electrical equipment should only be performed by a qualified electrician. Improper repairs may place the user at serious risk.
- Do not use the unit with wet hands.
- Do not put objects into any of the openings.
- Keep the unit free from dust, lint etc.
- Do not use this unit for anything other than its intended use.
- Keep the unit out of reach of children.
- This appliance is not a toy.
- Batteries (battery pack or batteries installed) shall not be exposed to excessive heat place, such as sunshine, fire or the like.

⚠ WARNING

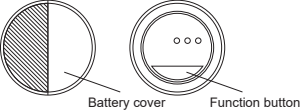
- INGESTION HAZARD:** This product contains a button cell or coin battery.
- DEATH** or serious injury can occur if ingested.
- A swallowed button cell or coin battery can cause **Internal Chemical Burns** in as little as **2 hours**.
- KEEP** new and used batteries **OUT OF REACH of CHILDREN**
- Seek immediate medical attention** if a battery is suspected to be swallowed or inserted inside any part of the body.



Specifications

- Bluetooth version: Bluetooth 5.2
- Suitable for: Keys, Wallet, Purse or other belongings
- Battery: CR2032 battery
- Standby time: About 6-8 months
- App Name: Find My

Description of Parts



Battery Replacement

This item includes the battery (1 CR2032 Lithium battery); when battery is drained, replace battery as below:

- Use a hard thin plastic sheet or flat head screwdriver to prise off the battery cover, then prise the battery off.
- Replace the battery inside with a new CR2032 button cell battery as per the indicated polarity.
- Put pack the battery over and press hard the cover.



Instructions for Use Switch on/off the unit

Switch on: short press your device's function button once to turn on, it should have ringtones indication, indicating it is powered on.
Switch off: long press the function button three seconds until two beeps are heard, indicating your device is powered off.

Add your item to the Find My App

- Open "Find My" App on your support@d iPhone, iPad, iPod Touch or Mac computer.
- Allow notifications from the App.
- Select "Items" at the bottom, then tap "Add Item".

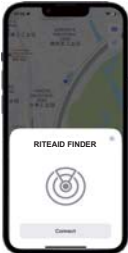
4.Select "Other Supported Item"



5.It will pop-up "Searching Items"



6.Make sure your Item Locator is close to your phone. Wait... until you see "RITEAID FINDER", then, tap "Connect".




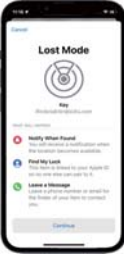
7.Follow the pop-up to add a name, and select an emoji for your connected item, then click "Continue".



8.When "This Item is Linked To Your Apple ID" is pop-up, tap "Agree"



9.Click "Finish" to finish your item set-up.

<div></div> <div>Function Introduction<ul style="list-style-type: none">Find Items - Click "Play Sound" to make your Item Locator beep when it is nearby.Find your Item Locator's location – Your Item Locator's last known location will appear on the map as emoji you choose during set-up, tap "Directions" to navigate to the last known location.</div>	<div></div> <div>Lost Mode<ul style="list-style-type: none">When your item is lost under "Lost Mode", tap the "Enable" tab, a screen calling Lost Mode will pop up, tab "Continue". You can enter your phone number or email address and tap "Next".You may enter a message that will be shared with the person that finds your item. Tap "Activate" to enable "Lost Mode".<p>Note:</p><ul style="list-style-type: none">When "Lost Mode" is enabled, "Notification When Found" is automatically enabled.When "Lost Mode" is enabled, your Item is locked and cannot be paired to a new device.</div>	<div>System Requirements and Compatibility<ul style="list-style-type: none">Apple IDiPhone and iPod touch models with iOS 14.5 or later.iPad models with iPadOS 14.5 or later.</div> <div>About the Find My App<p>The Find My app makes it easy to keep track of your Apple devices-even if they are offline. You can also locate items using iTracker or Find My technology. Plus, you can keep up with friends and family. And your privacy is protected every step of the way.</p><p>Links: https://www.apple.com/icloud/find-my/</p></div> <div>Learn More<ul style="list-style-type: none">This item can be located by its owner using the Find my app. For more information, follow the instructions below.Locate the button on the front of the device.Press the button twice. You will hear a confirmation sound.Tap "Continue On Website" for more information including any Lost Mode message from the owner.</div>	<div>How can I prevent my device from being used for malicious tracking<p>When someone else's device mixes with your belongings, and tracks it over a period of time, you will be reminded in below two ways:</p><ul style="list-style-type: none">If you have an iPhone, iPad, or iPod touch etc Apple device, you will get alerts on your Apple device. This feature is available on iOS or iPadOS 14.5 version or above.If someone else's device finds its way into your stuff, your iPhone will notice it is traveling with you and send you an alert. After a while, if you still have not find it, the item will start playing a sound to let you know where it is.</div> <div>Important tips:<p>When pairing a device with Find My app, the phone will link to the Apple server. Pairing may fail because of network problems. The following action is recommended.</p><p>a. Change the phone's network, such as switching between WiFi and mobile. The first pairing may take a long time, please wait patiently.</p><p>b. Reset your item.</p><p>c. When "Lost Mode" is enabled, DO NOT REMOVE ITEM in the APP. Your Item Locator will be locked and cannot be paired to a new device.</p><p>Apple, Apple Watch, iPad, iPadOS, iPod touch, Mac, and macOS are trademarks of Apple Inc., registered in the U.S. and other countries. IOS is a trademark or registered trademark of Cisco in the U.S. and other countries and is used under license.</p></div> <div>Care and maintenance<p>Read the following recommendations before using the unit. Following these you will be able to enjoy the product for many years.</p><ul style="list-style-type: none">Don't expose the unit to liquid, moisture or humidity to avoid the product's internal circuit being affected.Don't use abrasive cleaning solvents to clean the unit.Don't expose the unit to extremely high or low temperature as this will</div>	<div><p>shorten the life of electronic devices, destroy the battery or distort certain plastic parts.</p><ul style="list-style-type: none">Don't dispose of the unit in fire as it will result in an explosion.Don't expose the unit to contact with sharp objects as this will cause scratches and damage.Don't let the unit fall down onto the floor. The internal circuit might get damaged.Don't attempt to disassemble the unit as it may get damaged if you are not professional.</div> <div>FCC Instructions<p>Caution: Changes or modifications not expressly approved by the party responsible for compliance could void the user's authority to operate the product.</p><p>NOTE: This product has been tested and found to comply with the limits for a Class B digital device, pursuant to Part 15 of the FCC Rules. These limits are designed to provide reasonable protection against harmful interference in a residential installation. This product generates, uses and can radiate radio frequency energy and, if not installed and used in accordance with the instructions, may cause harmful interference to radio communications. However, there is no guarantee that interference will not occur in a particular installation. If the product does cause harmful interference to radio or television reception, which can be determined by turning the equipment off and on, the user is encouraged to try to correct the interference by one or more of the following measures:</p><ul style="list-style-type: none">Reorient or relocate the receiving antenna.Increase the separation between the product and receiver.Connect the product into an outlet on a circuit different from that to which the receiver is connected.Consult the dealer or an experienced radio/TV technician for help.<p>The device complies with Part 15 of the FCC Rules. Operation is subject to the following two conditions: (1) this device may not cause harmful interference, and (2) this device must accept any interference received, including interference that may cause undesired operation.</p><p>The device has been evaluated to meet general RF exposure requirement. The device can be used in portable exposure condition without restriction.</p></div>	<div>Limited Warranty<p>This manufacturer's product warranty extends to the original consumer purchaser of the product. Neither the retailer nor any other company involved in the sale or promotion of this product is a co-warrantor of this manufacturer warranty.</p></div> <div>WARRANTY DURATION: All materials and workmanship are warranted to the original consumer purchaser for a period of ninety (90) days from the original purchase date.</div> <div>WARRANTY COVERAGE: This product is warranted against defective materials or workmanship. This warranty is void if the product has been damaged by accident, in shipment, unreasonable use, misuse, neglect, improper service, commercial use, repairs by unauthorized personnel or other causes not arising out of defects in materials or workmanship. This warranty doesn't cover the following which may be supplied with this product, including but not limited to: LCD Screens, glass parts, lenses, bulbs etc. This warranty is effective only if the product is purchased and operated in USA and Canada, and does not extend to any units which have been used in violation of written instructions furnished by manufacturer or to units which have been altered or modified or, to damaged products or parts thereof which have had the serial number removed, altered, defaced or rendered illegible.</div> <div>WARRANTY DISCLAIMERS: This warranty is in lieu of all warranties expressed or implied and no representative or person is authorized to assume for manufacturer any other liability in connection with the sale of our products. There shall be no claims for defects or failure under any theory of tort, contractor commercial law including but not limited to, negligence, gross negligence, strict liability, breach of warranty and breach of contract. Under no circumstances will Manufacturer's / Distributor's maximum liability exceed the retail value of the product.</div>	<div>WARRANTY PERFORMANCE: During the above 90 day warranty period, a product with a defect will be either repaired or replaced with a reconditioned comparable model (at manufacturer's option). The repaired or replacement product will be in warranty for the balance of the 90 day warranty period and an additional one-month period. No charge will be applicable for such repair or replacement.</div> <div>NOTE: Manufacturer cannot assume responsibility for loss or damage during incoming shipment. As a precautionary measure, carefully package the product for shipment, and insure it with the carrier. Be sure to enclose the following details with the product: your full name, return address and daytime phone number, a note describing the problem you experienced, a copy of your sales receipt or other proof of purchase to determine warranty status. C.O.D. shipments cannot be accepted.</div> <div>STATEMENTS:<ul style="list-style-type: none">* Remove and immediately recycle or dispose of used batteries according to local regulations and keep away from children. * * Do NOT dispose of batteries in household trash or incinerate.* Even used batteries may cause severe injury or death.* Call a local poison control center for treatment information.* Non-rechargeable batteries are not to be recharged.* Do not force discharge, recharge, disassemble, heat above (manufacturer's specified temperature rating) or incinerate. Doing so may result in injury due to venting, leakage or explosion resulting in chemical burns.* Ensure the batteries are installed correctly according to polarity (+ and -).* Do not mix old and new batteries, different brands or types of batteries, such as alkaline, carbon-zinc, or rechargeable batteries.* Remove and immediately recycle or dispose of batteries from equipment not used for an extended period of time according to local regulations.* Always completely secure the battery compartment. If the battery compartment does not close securely, stop using the product, remove the batteries, and keep them away from children.</div>
--	---	--	---	---	--	--