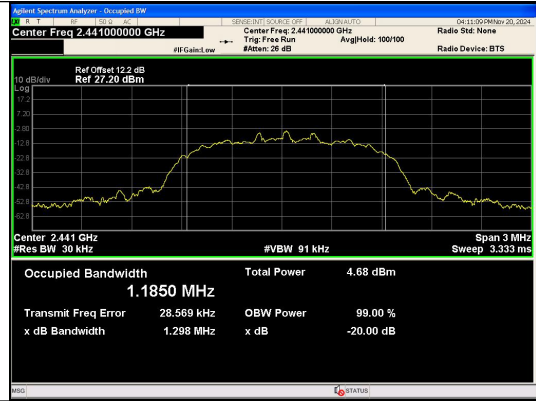
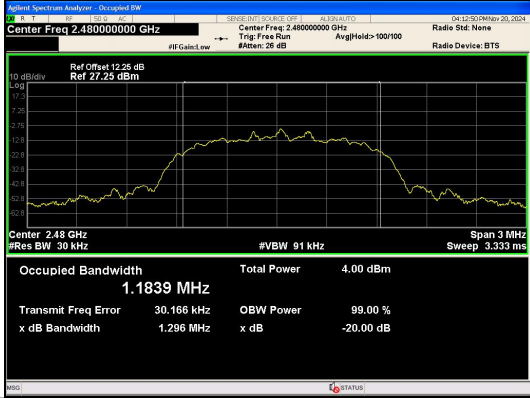


8DPSK 3-DH5 Channel 0



8DPSK 3-DH5 Channel 39



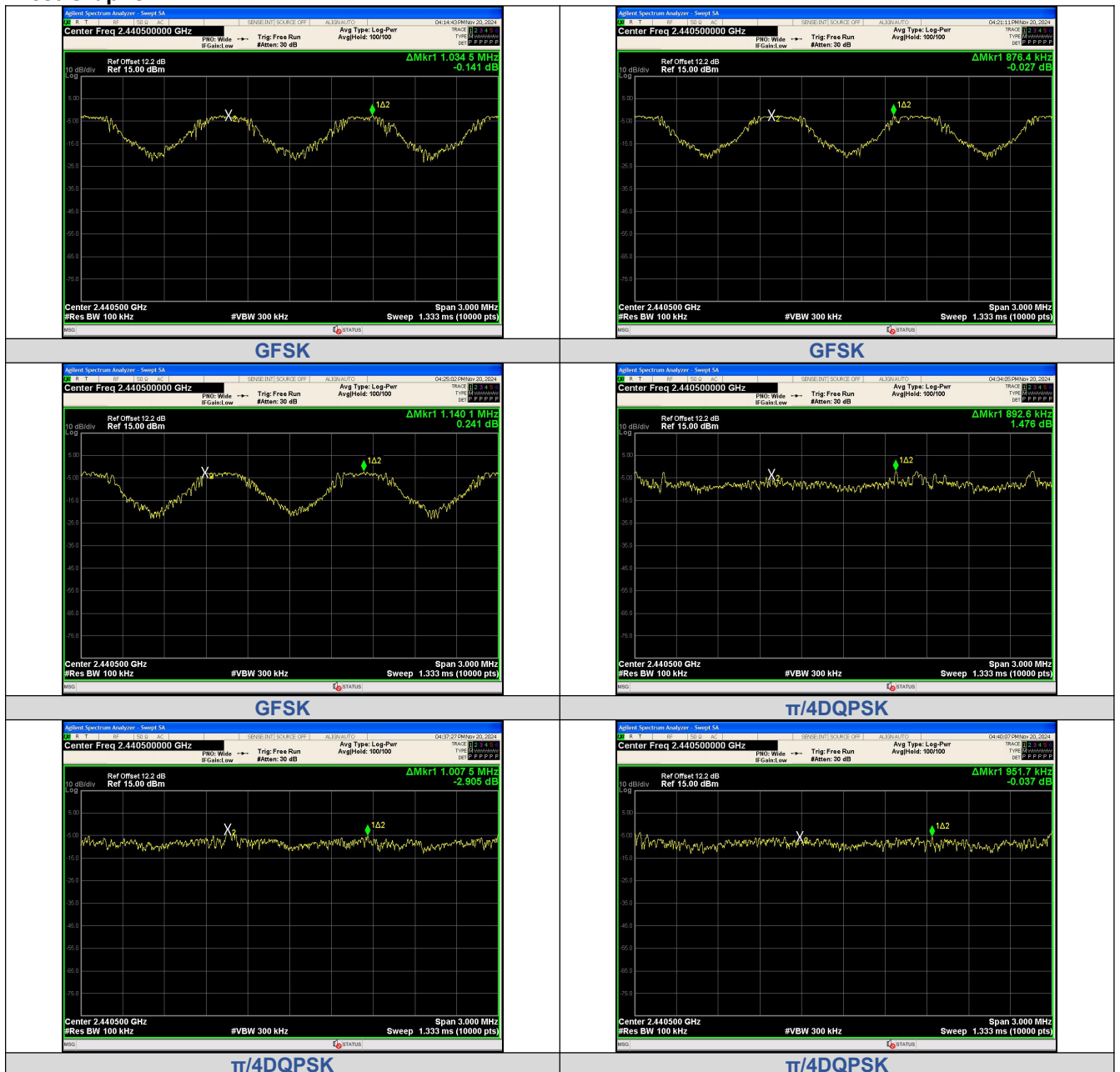
8DPSK 3-DH5 Channel 78

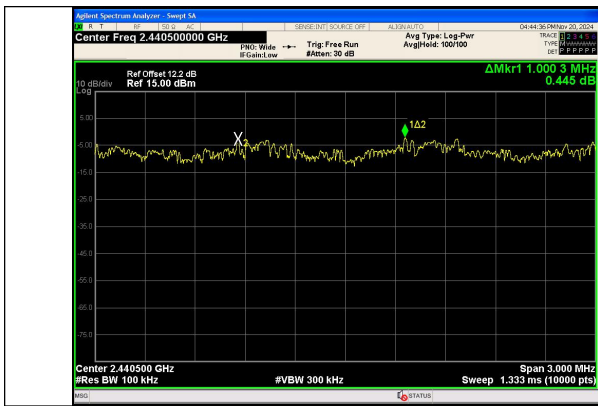
APPENDIX VII. Carrier Frequencies Separation

Test Result

Modulation	Packet	Left Center frequency (MHz)	Right Center frequency (MHz)	Hopping Frequency Separation (MHz)	Limit (MHz)	Result
GFSK	DH5	2440.0594	2441.0939	1.0345	0.635	PASS
GFSK	DH5	2439.9835	2440.8599	0.8764	0.635	PASS
GFSK	DH5	2439.8902	2441.0303	1.1401	0.634	PASS
$\pi/4$ DQPSK	2-DH5	2439.9838	2440.8764	0.8926	0.853	PASS
$\pi/4$ DQPSK	2-DH5	2440.0531	2441.0606	1.0075	0.855	PASS
$\pi/4$ DQPSK	2-DH5	2440.1851	2441.1368	0.9517	0.855	PASS
8DPSK	3-DH5	2439.8575	2440.8578	1.0003	0.865	PASS
8DPSK	3-DH5	2440.1863	2441.1767	0.9904	0.865	PASS
8DPSK	3-DH5	2439.8275	2441.192	1.3645	0.864	PASS

Test Graphs





APPENDIX VIII. Conducted Out Of Band Emission

Test Result
Non-Hopping

Modulation	Packet	Channel	OOB Emission Frequency (MHz)	OOB Emission Level (dBm)	Limit (dBm)	Over Limit (dB)	Result
GFSK	DH5	0	2398.76	-50.628	-21.37	-29.258	PASS
			2400.00	-51.948	-21.37	-30.578	PASS
			4804.40	-45.069	-21.37	-23.699	PASS
			7205.90	-51.290	-21.37	-29.920	PASS
			9608.10	-42.011	-21.37	-20.641	PASS
		39	4881.79	-44.055	-22.02	-22.035	PASS
			7323.30	-52.594	-22.02	-30.574	PASS
			9764.17	-42.053	-22.02	-20.033	PASS
		78	2483.50	-51.789	-22.74	-29.049	PASS
			4959.83	-46.650	-22.74	-23.910	PASS
			7440.03	-52.634	-22.74	-29.894	PASS
			9920.24	-42.239	-22.74	-19.499	PASS
$\pi/4$ DQPSK	2-DH5	0	2398.85	-50.676	-21.34	-29.336	PASS
			2400.00	-51.607	-21.34	-30.267	PASS
			4803.80	-47.089	-21.34	-25.749	PASS
			7205.90	-54.273	-21.34	-32.933	PASS
			9608.10	-42.199	-21.34	-20.859	PASS
		39	4881.79	-45.466	-21.95	-23.516	PASS
			7323.30	-55.813	-21.95	-33.863	PASS
			9764.17	-41.818	-21.95	-19.868	PASS
		78	2483.50	-51.690	-22.71	-28.980	PASS
			4959.83	-46.904	-22.71	-24.194	PASS
			7440.03	-55.591	-22.71	-32.881	PASS
			9920.24	-42.292	-22.71	-19.582	PASS
8DPSK	3-DH5	0	2398.48	-50.950	-21.34	-29.610	PASS
			2400.00	-51.919	-21.34	-30.579	PASS
			4803.80	-46.707	-21.34	-25.367	PASS
			7205.90	-54.857	-21.34	-33.517	PASS
			9608.10	-42.205	-21.34	-20.865	PASS
		39	4881.79	-44.778	-22.23	-22.548	PASS
			7323.30	-56.201	-22.23	-33.971	PASS
			9764.17	-42.197	-22.23	-19.966	PASS
		78	2483.50	-51.765	-22.92	-28.845	PASS
			4959.83	-47.039	-22.92	-24.119	PASS
			7440.03	-55.780	-22.92	-32.860	PASS
			9920.24	-42.005	-22.92	-19.085	PASS

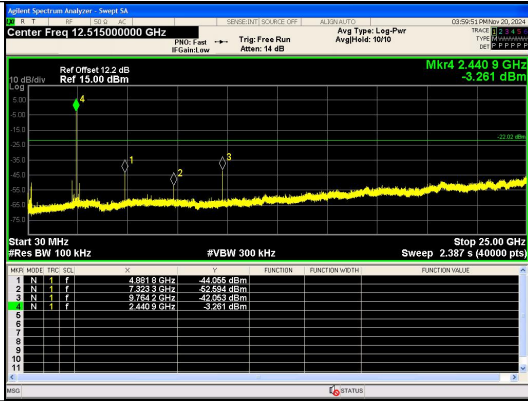
Hopping

Modulation	Packet	Channel	OOB Emission Frequency (MHz)	OOB Emission Level (dBm)	Limit (dBm)	Over Limit (dB)	Result
GFSK	DH5	Hopping	2397.45	-49.043	-21.43	-27.613	PASS
			2400.00	-51.185	-21.43	-29.755	PASS
			2483.50	-50.842	-22.79	-28.052	PASS
			2396.43	-49.375	-21.5	-27.875	PASS
			2400.00	-50.645	-21.5	-29.145	PASS
			2483.50	-49.540	-22.86	-26.680	PASS
			2395.49	-50.299	-21.6	-28.699	PASS
			2400.00	-52.246	-21.6	-30.646	PASS
			2483.50	-50.663	-22.77	-27.893	PASS
			$\pi/4$ DQPSK	2-DH5	Hopping	2395.65	-49.678
2400.00	-50.851	-21.41				-29.441	PASS
2483.50	-49.988	-22.66				-27.328	PASS
2400.00	-49.744	-21.41				-28.334	PASS
2483.50	-50.334	-22.76				-27.574	PASS
2396.55	-49.410	-21.51				-27.899	PASS
2400.00	-51.433	-21.51				-29.923	PASS
2483.50	-51.090	-23.09				-28.000	PASS
8DPSK	3-DH5	Hopping	2398.74	-49.463	-21.64	-27.823	PASS

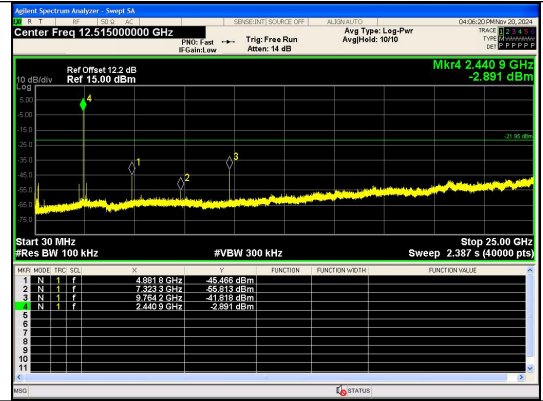
			2400.00	-51.285	-21.64	-29.645	PASS
			2483.50	-51.131	-22.77	-28.361	PASS
			2397.39	-49.335	-21.46	-27.875	PASS
			2400.00	-51.198	-21.46	-29.738	PASS
			2483.50	-51.236	-22.75	-28.486	PASS
			2397.18	-50.074	-21.44	-28.634	PASS
			2400.00	-51.226	-21.44	-29.786	PASS
			2483.50	-50.718	-23.17	-27.548	PASS

Test Graphs

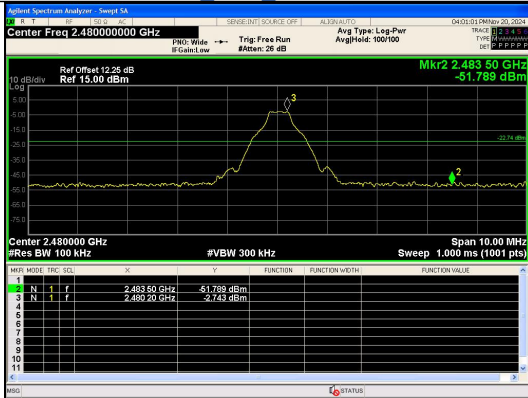
<p>Agilent Spectrum Analyzer - Sweep 5A</p> <p>Center Freq 2.40200000 GHz</p> <p>Ref Offset: 11.98 dB Ref: 15.00 dBm</p> <p>Mkr1 2.398 76 GHz -50.628 dBm</p> <p>Center 2.402000 GHz #VBW 300 kHz Span 10.00 MHz #Res BW 100 kHz Sweep 1.000 ms (1001 pts)</p> <table border="1"> <thead> <tr> <th>MKR</th> <th>MODE</th> <th>TRC</th> <th>SCL</th> <th>X</th> <th>Y</th> <th>FUNCTION</th> <th>FUNCTION WIDTH</th> <th>FUNCTION VALUE</th> </tr> </thead> <tbody> <tr> <td>1</td> <td>N</td> <td>1</td> <td>f</td> <td>2.398 76 GHz</td> <td>-50.628 dBm</td> <td></td> <td></td> <td></td> </tr> <tr> <td>2</td> <td>N</td> <td>1</td> <td>f</td> <td>2.400 00 GHz</td> <td>-51.943 dBm</td> <td></td> <td></td> <td></td> </tr> <tr> <td>3</td> <td>N</td> <td>1</td> <td>f</td> <td>2.402 20 GHz</td> <td>-1.387 dBm</td> <td></td> <td></td> <td></td> </tr> </tbody> </table>	MKR	MODE	TRC	SCL	X	Y	FUNCTION	FUNCTION WIDTH	FUNCTION VALUE	1	N	1	f	2.398 76 GHz	-50.628 dBm				2	N	1	f	2.400 00 GHz	-51.943 dBm				3	N	1	f	2.402 20 GHz	-1.387 dBm				<p>Agilent Spectrum Analyzer - Sweep 5A</p> <p>Center Freq 2.40200000 GHz</p> <p>Ref Offset: 11.98 dB Ref: 15.00 dBm</p> <p>Mkr1 2.398 85 GHz -50.676 dBm</p> <p>Center 2.402000 GHz #VBW 300 kHz Span 10.00 MHz #Res BW 100 kHz Sweep 1.000 ms (1001 pts)</p> <table border="1"> <thead> <tr> <th>MKR</th> <th>MODE</th> <th>TRC</th> <th>SCL</th> <th>X</th> <th>Y</th> <th>FUNCTION</th> <th>FUNCTION WIDTH</th> <th>FUNCTION VALUE</th> </tr> </thead> <tbody> <tr> <td>1</td> <td>N</td> <td>1</td> <td>f</td> <td>2.398 85 GHz</td> <td>-50.676 dBm</td> <td></td> <td></td> <td></td> </tr> <tr> <td>2</td> <td>N</td> <td>1</td> <td>f</td> <td>2.400 00 GHz</td> <td>-51.920 dBm</td> <td></td> <td></td> <td></td> </tr> <tr> <td>3</td> <td>N</td> <td>1</td> <td>f</td> <td>2.401 88 GHz</td> <td>-1.337 dBm</td> <td></td> <td></td> <td></td> </tr> </tbody> </table>	MKR	MODE	TRC	SCL	X	Y	FUNCTION	FUNCTION WIDTH	FUNCTION VALUE	1	N	1	f	2.398 85 GHz	-50.676 dBm				2	N	1	f	2.400 00 GHz	-51.920 dBm				3	N	1	f	2.401 88 GHz	-1.337 dBm																					
MKR	MODE	TRC	SCL	X	Y	FUNCTION	FUNCTION WIDTH	FUNCTION VALUE																																																																																			
1	N	1	f	2.398 76 GHz	-50.628 dBm																																																																																						
2	N	1	f	2.400 00 GHz	-51.943 dBm																																																																																						
3	N	1	f	2.402 20 GHz	-1.387 dBm																																																																																						
MKR	MODE	TRC	SCL	X	Y	FUNCTION	FUNCTION WIDTH	FUNCTION VALUE																																																																																			
1	N	1	f	2.398 85 GHz	-50.676 dBm																																																																																						
2	N	1	f	2.400 00 GHz	-51.920 dBm																																																																																						
3	N	1	f	2.401 88 GHz	-1.337 dBm																																																																																						
<p>Out Of Band Emission GFSK DH5 Channel 0</p>	<p>Out Of Band Emission $\pi/4$DQPSK 2-DH5 Channel 0</p>																																																																																										
<p>Agilent Spectrum Analyzer - Sweep 5A</p> <p>Center Freq 12.51500000 GHz</p> <p>Ref Offset: 11.98 dB Ref: 15.00 dBm</p> <p>Mkr4 2.402 2 GHz -1.556 dBm</p> <p>Start 30 MHz #Res BW 100 kHz #VBW 300 kHz Stop 25.00 GHz Sweep 2.387 s (40000 pts)</p> <table border="1"> <thead> <tr> <th>MKR</th> <th>MODE</th> <th>TRC</th> <th>SCL</th> <th>X</th> <th>Y</th> <th>FUNCTION</th> <th>FUNCTION WIDTH</th> <th>FUNCTION VALUE</th> </tr> </thead> <tbody> <tr> <td>1</td> <td>N</td> <td>1</td> <td>f</td> <td>4.804 4 GHz</td> <td>-46.069 dBm</td> <td></td> <td></td> <td></td> </tr> <tr> <td>2</td> <td>N</td> <td>1</td> <td>f</td> <td>7.206 9 GHz</td> <td>-51.230 dBm</td> <td></td> <td></td> <td></td> </tr> <tr> <td>3</td> <td>N</td> <td>1</td> <td>f</td> <td>9.609 1 GHz</td> <td>-45.011 dBm</td> <td></td> <td></td> <td></td> </tr> <tr> <td>4</td> <td>N</td> <td>1</td> <td>f</td> <td>2.402 2 GHz</td> <td>-1.556 dBm</td> <td></td> <td></td> <td></td> </tr> </tbody> </table>	MKR	MODE	TRC	SCL	X	Y	FUNCTION	FUNCTION WIDTH	FUNCTION VALUE	1	N	1	f	4.804 4 GHz	-46.069 dBm				2	N	1	f	7.206 9 GHz	-51.230 dBm				3	N	1	f	9.609 1 GHz	-45.011 dBm				4	N	1	f	2.402 2 GHz	-1.556 dBm				<p>Agilent Spectrum Analyzer - Sweep 5A</p> <p>Center Freq 12.51500000 GHz</p> <p>Ref Offset: 11.98 dB Ref: 15.00 dBm</p> <p>Mkr4 2.401 6 GHz -1.381 dBm</p> <p>Start 30 MHz #Res BW 100 kHz #VBW 300 kHz Stop 25.00 GHz Sweep 2.387 s (40000 pts)</p> <table border="1"> <thead> <tr> <th>MKR</th> <th>MODE</th> <th>TRC</th> <th>SCL</th> <th>X</th> <th>Y</th> <th>FUNCTION</th> <th>FUNCTION WIDTH</th> <th>FUNCTION VALUE</th> </tr> </thead> <tbody> <tr> <td>1</td> <td>N</td> <td>1</td> <td>f</td> <td>4.803 8 GHz</td> <td>-47.088 dBm</td> <td></td> <td></td> <td></td> </tr> <tr> <td>2</td> <td>N</td> <td>1</td> <td>f</td> <td>7.206 9 GHz</td> <td>-54.273 dBm</td> <td></td> <td></td> <td></td> </tr> <tr> <td>3</td> <td>N</td> <td>1</td> <td>f</td> <td>9.609 1 GHz</td> <td>-45.158 dBm</td> <td></td> <td></td> <td></td> </tr> <tr> <td>4</td> <td>N</td> <td>1</td> <td>f</td> <td>2.401 6 GHz</td> <td>-1.381 dBm</td> <td></td> <td></td> <td></td> </tr> </tbody> </table>	MKR	MODE	TRC	SCL	X	Y	FUNCTION	FUNCTION WIDTH	FUNCTION VALUE	1	N	1	f	4.803 8 GHz	-47.088 dBm				2	N	1	f	7.206 9 GHz	-54.273 dBm				3	N	1	f	9.609 1 GHz	-45.158 dBm				4	N	1	f	2.401 6 GHz	-1.381 dBm			
MKR	MODE	TRC	SCL	X	Y	FUNCTION	FUNCTION WIDTH	FUNCTION VALUE																																																																																			
1	N	1	f	4.804 4 GHz	-46.069 dBm																																																																																						
2	N	1	f	7.206 9 GHz	-51.230 dBm																																																																																						
3	N	1	f	9.609 1 GHz	-45.011 dBm																																																																																						
4	N	1	f	2.402 2 GHz	-1.556 dBm																																																																																						
MKR	MODE	TRC	SCL	X	Y	FUNCTION	FUNCTION WIDTH	FUNCTION VALUE																																																																																			
1	N	1	f	4.803 8 GHz	-47.088 dBm																																																																																						
2	N	1	f	7.206 9 GHz	-54.273 dBm																																																																																						
3	N	1	f	9.609 1 GHz	-45.158 dBm																																																																																						
4	N	1	f	2.401 6 GHz	-1.381 dBm																																																																																						
<p>30.0 MHz - 25000.0 MHz GFSK DH5 Channel 0</p>	<p>30.0 MHz - 25000.0 MHz $\pi/4$DQPSK 2-DH5 Channel 0</p>																																																																																										
<p>Agilent Spectrum Analyzer - Sweep 5A</p> <p>Center Freq 2.44100000 GHz</p> <p>Ref Offset: 12.2 dB Ref: 15.00 dBm</p> <p>Mkr3 2.441 20 GHz -2.018 dBm</p> <p>Center 2.441000 GHz #VBW 300 kHz Span 10.00 MHz #Res BW 100 kHz Sweep 1.000 ms (1001 pts)</p> <table border="1"> <thead> <tr> <th>MKR</th> <th>MODE</th> <th>TRC</th> <th>SCL</th> <th>X</th> <th>Y</th> <th>FUNCTION</th> <th>FUNCTION WIDTH</th> <th>FUNCTION VALUE</th> </tr> </thead> <tbody> <tr> <td>1</td> <td>N</td> <td>1</td> <td>f</td> <td>2.441 20 GHz</td> <td>-2.018 dBm</td> <td></td> <td></td> <td></td> </tr> </tbody> </table>	MKR	MODE	TRC	SCL	X	Y	FUNCTION	FUNCTION WIDTH	FUNCTION VALUE	1	N	1	f	2.441 20 GHz	-2.018 dBm				<p>Agilent Spectrum Analyzer - Sweep 5A</p> <p>Center Freq 2.44100000 GHz</p> <p>Ref Offset: 12.2 dB Ref: 15.00 dBm</p> <p>Mkr3 2.440 88 GHz -1.950 dBm</p> <p>Center 2.441000 GHz #VBW 300 kHz Span 10.00 MHz #Res BW 100 kHz Sweep 1.000 ms (1001 pts)</p> <table border="1"> <thead> <tr> <th>MKR</th> <th>MODE</th> <th>TRC</th> <th>SCL</th> <th>X</th> <th>Y</th> <th>FUNCTION</th> <th>FUNCTION WIDTH</th> <th>FUNCTION VALUE</th> </tr> </thead> <tbody> <tr> <td>1</td> <td>N</td> <td>1</td> <td>f</td> <td>2.440 88 GHz</td> <td>-1.950 dBm</td> <td></td> <td></td> <td></td> </tr> </tbody> </table>	MKR	MODE	TRC	SCL	X	Y	FUNCTION	FUNCTION WIDTH	FUNCTION VALUE	1	N	1	f	2.440 88 GHz	-1.950 dBm																																																									
MKR	MODE	TRC	SCL	X	Y	FUNCTION	FUNCTION WIDTH	FUNCTION VALUE																																																																																			
1	N	1	f	2.441 20 GHz	-2.018 dBm																																																																																						
MKR	MODE	TRC	SCL	X	Y	FUNCTION	FUNCTION WIDTH	FUNCTION VALUE																																																																																			
1	N	1	f	2.440 88 GHz	-1.950 dBm																																																																																						
<p>Out Of Band Emission GFSK DH5 Channel 39</p>	<p>Out Of Band Emission $\pi/4$DQPSK 2-DH5 Channel 39</p>																																																																																										



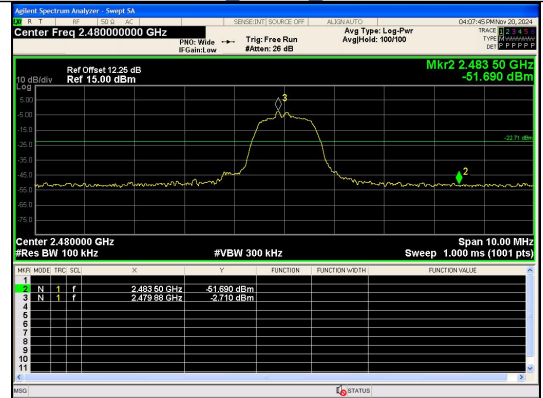
30.0 MHz - 25000.0 MHz
GFSK DH5 Channel 39



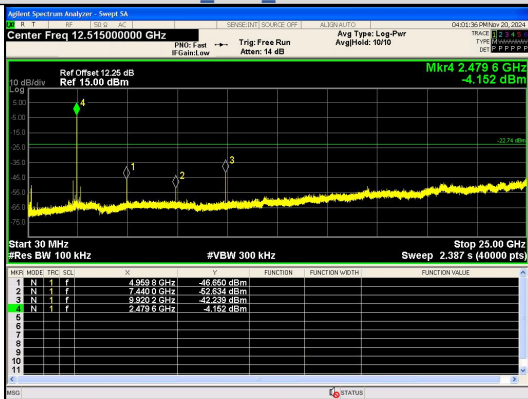
30.0 MHz - 25000.0 MHz
 $\pi/4$ DQPSK 2-DH5 Channel 39



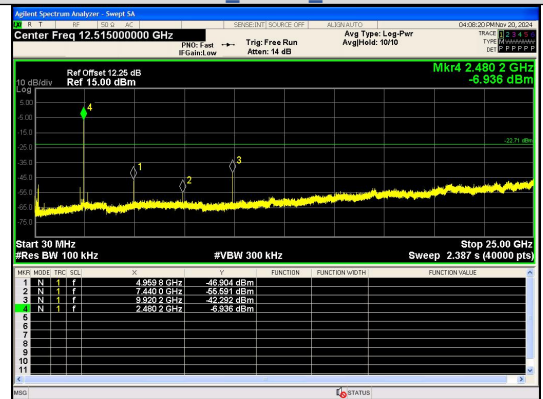
Out Of Band Emission
GFSK DH5 Channel 78



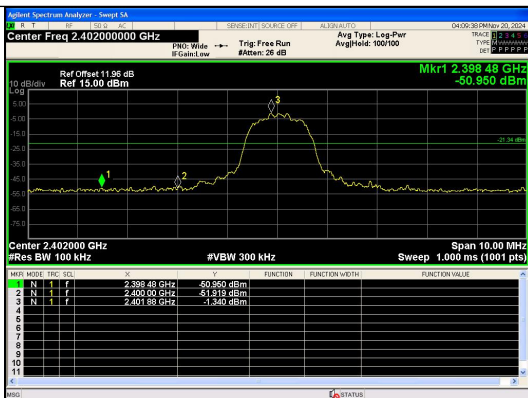
Out Of Band Emission
 $\pi/4$ DQPSK 2-DH5 Channel 78



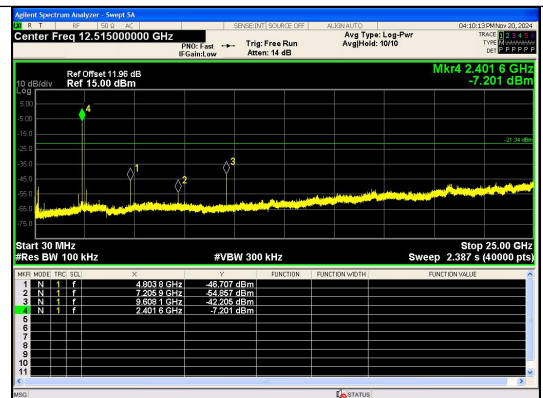
30.0 MHz - 25000.0 MHz
GFSK DH5 Channel 78



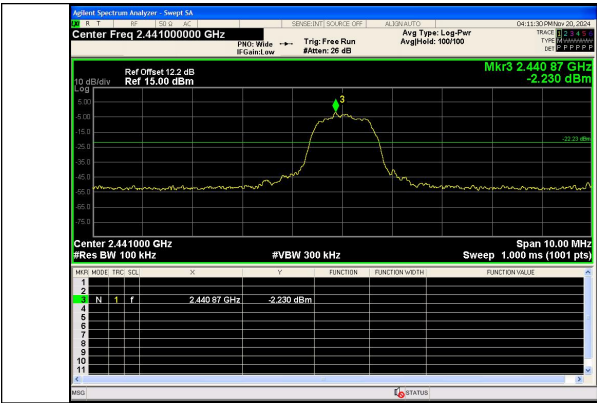
30.0 MHz - 25000.0 MHz
 $\pi/4$ DQPSK 2-DH5 Channel 78



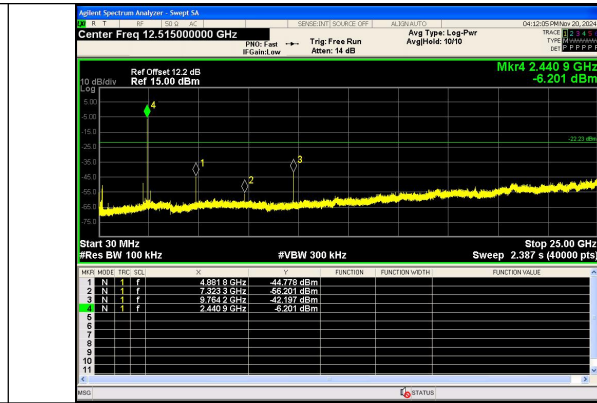
Out Of Band Emission
8DPSK 3-DH5 Channel 0



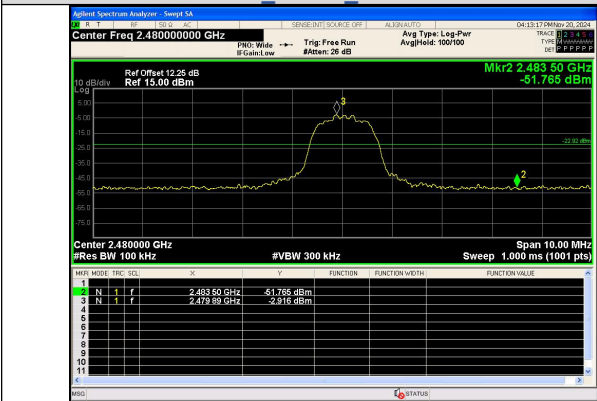
30.0 MHz - 25000.0 MHz
8DPSK 3-DH5 Channel 0



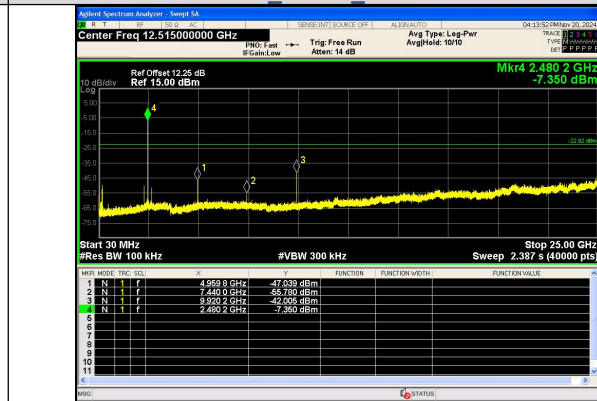
Out Of Band Emission
8DPSK 3-DH5 Channel 39



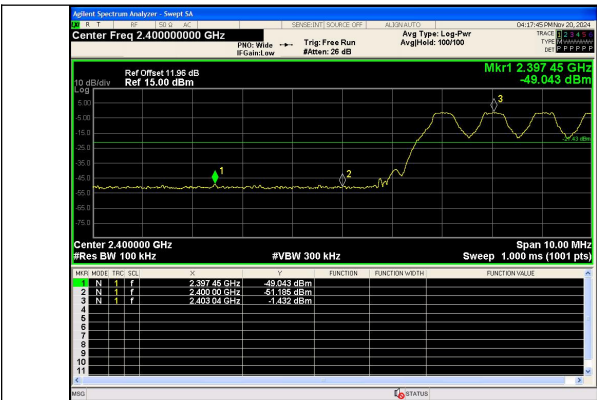
30.0 MHz - 25000.0 MHz
8DPSK 3-DH5 Channel 39



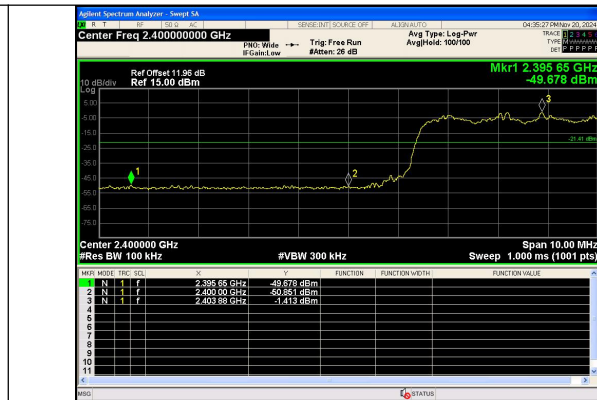
Out Of Band Emission
8DPSK 3-DH5 Channel 78



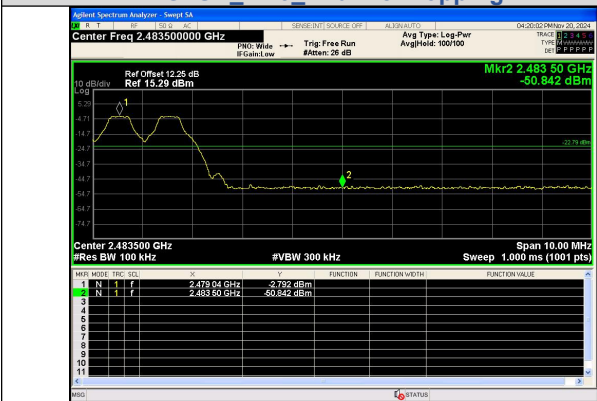
30.0 MHz - 25000.0 MHz
8DPSK 3-DH5 Channel 78



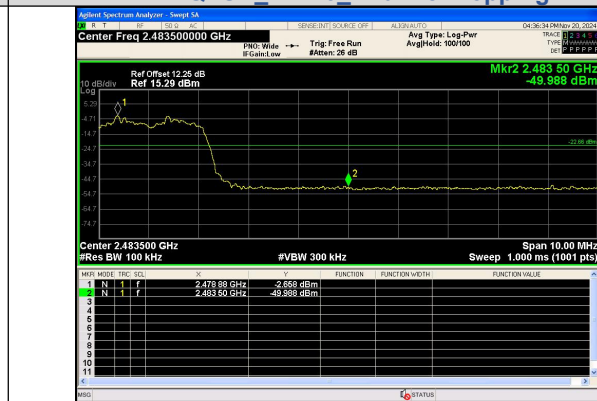
Out Of Band Emission(Left)
GFSK DH5 Channel Hopping



Out Of Band Emission(Left)
pi/4DQPSK 2-DH5 Channel Hopping



Out Of Band Emission(Right)
GFSK DH5 Channel Hopping



Out Of Band Emission(Right)
pi/4DQPSK 2-DH5 Channel Hopping