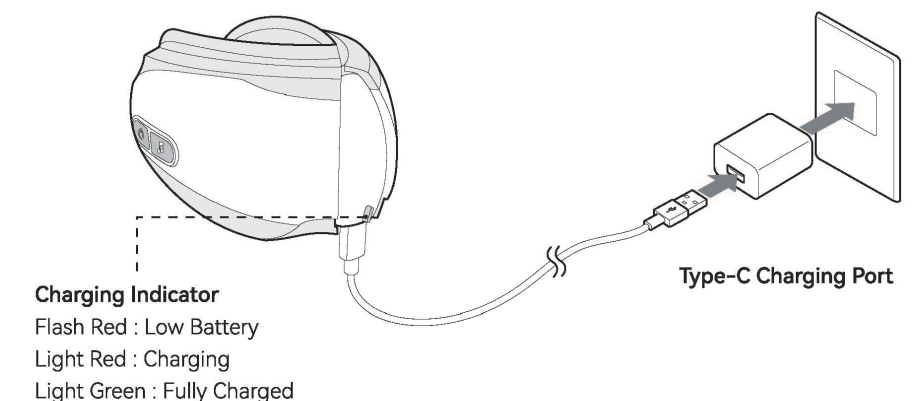


Relax Your Eyes Unwind Your Mind.



Charging your Restnature

Charge the device using the provided type-c charging cable and a DC 5V/1A USB charger (not included). Note that QC and PD fast charger plugs cannot charge the product.



Charging Indicator
Flash Red : Low Battery
Light Red : Charging
Light Green : Fully Charged

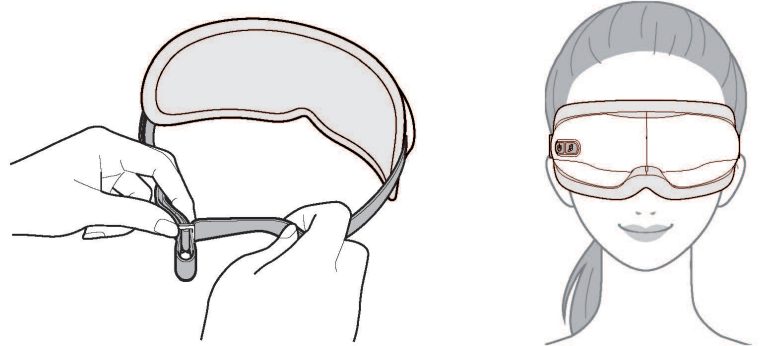
Type-C Charging Port

Low Battery Alarm : When the battery is low, the red light will flash and a warning sound will play. The device will shut off when the battery runs out.

1

Wearing Your Restnature

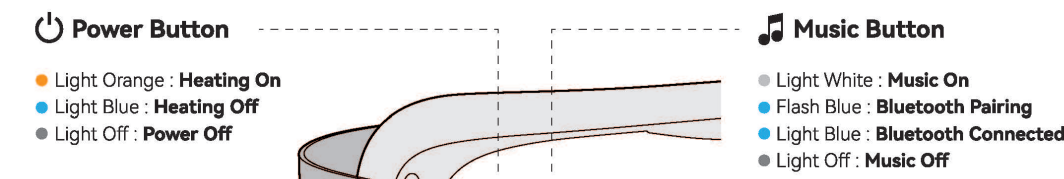
Remove any eye accessories (such as eyeglasses, contact lenses, or false eyelashes). Put on the device and adjust the buckles for a comfortable fit.



Tips : For a better eye massage experience, you can slightly loosen the head band when you feel the pressure is too strong, or slightly tighten the head band if the massage is weak.

2

Using Your Restnature



Power Button
● Light Orange : **Heating On**
● Light Blue : **Heating Off**
● Light Off : **Power Off**

Music Button
● Light White : **Music On**
● Flash Blue : **Bluetooth Pairing**
● Light Blue : **Bluetooth Connected**
● Light Off : **Music Off**

• **Long Press:** Power On / Off
• **Short Press:** Switch Mode (Strong Mode → Soft Mode → Heat Only → Sleep Mode)
• **Double Press:** Heating On / Off

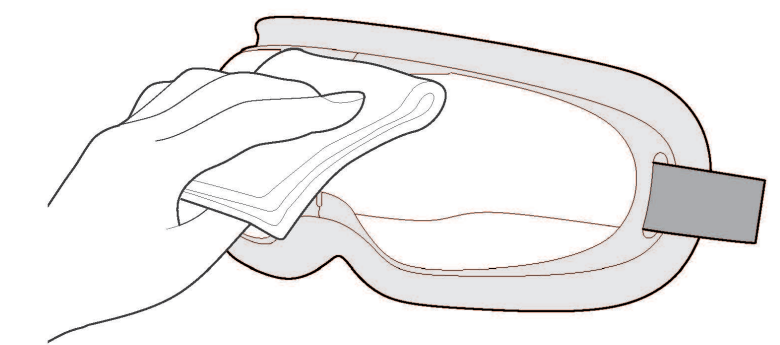
• **Long Press:** Bluetooth On / Off
• **Short Press:** Next Track
• **Double Press:** Music On / Off

Tips : To maximize your relaxation, keep your eyes closed for 1-3 minutes after using the eye massager before opening your eyes.

3

Maintaining Your Restnature

To keep the product clean, use a soft cloth with mild detergent to wipe it. Avoid using alcohol and ensure that no water or other liquids get inside. Keep the product in the storage bag to protect it from dust.



Notes : Battery life varies by use. If not used for a long time, turn it off and charge it once a month to prolong its lifespan.

4

Need Help ?

Contact us at support@restnature.co
We are more than happy to serve you in 24 hours.

Follow Us !



Orestnature.co



@restnature_official



@Restnature

5

SAFETY INSTRUCTION

This device can only be used by children aged from 8 years and above and persons with reduced physical, sensory or cognitive capabilities if they have been given supervision or instructor concerning use of the appliance in a safe way and understand the hazards involved.

Please consult your doctor if you are any of the following user types:

- Children under 8 or elderly
- Pregnant or postpartum women
- Allergic to leather material
- Persons with skin infections, sensitivity, redness and/or burns of the skin
- Persons with brain conditions, eye conditions, or any other physical or mental disorders
- Persons with osteoporosis
- Persons who had undergone eye surgery or eye conditions such as glaucoma, cataract and retinal detachment
- Persons who had undergone facial implant surgery due to fractures, plastic surgery, etc.
- Persons with any swelling or wound around the eye area
- Persons using a pacemaker or other implantable medical devices
- Patients with a heart condition, malignant tumors, or other serious health conditions,
- Persons being treated due to medical condition
- Persons with high or abnormal blood pressure
- Persons with extreme myopia, or those suffering from head and ophthalmic sequelae resulting from traffic accidents, etc
- Persons with high or low intraocular pressure

- Persons who are unable to express their own consent or operate the device

If you feel unwell or have any unusual discomfort, please stop using the device immediately and contact our customer service directly.

- This device is for household use only and is not intended for medical or commercial purposes.
- Children shall not play with the device. Cleaning and user maintenance shall not be made by children
- Always unplug the charger from the electrical outlet after charging.
- Never use pins or other metallic fasteners with this product.
- Do not operate under a blanket or pillow. Excessive heating can occur and cause fire, electric shock, or injury to persons.
- Close supervision is necessary when this device is used by or near children, invalids, or disabled persons.
- Never operate this device if it is not working properly, has been damaged, or dropped into water. Return the device to a service center for examination and repair.
- Do not expose the device to direct sunlight. Keep the device away from humidity, heat, and/or corrosive gas.
- Do not use the device with wet hands.
- Remove contact lenses, glasses, false eyelashes, hairpins, hair accessories, etc. before using.
- Only use the charger (DC 5V 1A, not included) to recharge the device.
- Avoid contact with sharp objects.
- Do not use the device while driving or walking.
- Do not attempt to disassemble or repair the device.

- The device has a heated surface. Persons insensitive to heat must be careful when using the appliance.
- Do not use over insensitive skin areas or in the presence of poor circulation. The unattended use of heat by children or incapacitated persons may be dangerous. Temperatures sufficiently high to cause burns may occur regardless of the control setting. Do not use on an infant or invalid or on a sleeping or unconscious person. Do not use on insensitive skin or on a person with poor blood circulation. Check where skin is in contact with the heated area of the appliance frequently to reduce the risk of blistering.

Fcc Disclaimer

This device complies with Part 15 of the FCC Rules. Operation is subject to the following two conditions:
 (1) this device may not cause harmful interference, and
 (2) this device must accept any interference received, including interference that may cause undesired operation.

Inside The Package

- Eye Massager
- Type-C Charging Cable
- Storage Bag
- User Manual

Massage Mode

The product is equipped with four massage modes and each lasting for 15 minutes. You can cycle through these modes by pressing the power button.

1. Strong Mode : Strong Air Pressure + Heat + Music
2. Soft Mode : Soft Air Pressure + Heat + Music
3. Heat Only : Heat + Music
4. Sleep Mode : Strong Mode for 8 mins → Soft Mode for 5 mins → Heat Only for 2 mins

Note: Do not use the device for more than 20 minutes each time.

Bluetooth Connection

Step1 : Long press the music button to turn on the product's bluetooth.
 Step2 : Turn on your smartphone's bluetooth (music button will flash blue).
 Step3 : Search and connect to "**Restnature SHS805D16**" to play your own music on the product (music button will light blue). Once paired successfully, the device will be automatically connected to bluetooth when it is turned on each time.

While Bluetooth is Connected:
 First, Long Press to disconnect and search for new devices.
 Then, Short Press to switch to the built-in music.

Massager Mode

Problem	Possible Reason	Possible Solution
Power-on failure	Low battery shuts the unit off	Charge the unit in time
The unit cannot be charged	Cable is broken / in bad condition	Change a new type-c usb charging cable.
	Using improper charger with voltage as not indicated	Use a DC 5V/1A USB charger only. Note that QC and PD fast charger cannot charge the unit.
Weak heat or air pressure	Low battery	Charge the unit.
Not heat	Heating function is not powered on	Double press the power button to turn the heating function on.
	The built-in heat protection is triggered due to excessive use	Turn it off for a while to cool down
No air pressure	Select the mode with no air pressure	Select the mode with the air pressure

If the unit isn't working properly, try holding the power button and the music button together for 3 seconds to reset to factory settings.
 If the issue continues, contact us and we'll reply you within 24 hours.


Warranty And Support

Restnature Eye Massager comes with **365 days replacement warranty** and **60 days money back guarantee**, which starts from the purchase date of the order.

Additional 6-Month Warranty
 Scan the QR code to extend your warranty 6 months more and register your Restnature.



Or

Need help?
 support@restnature.co

FCC Caution:
Any changes or modifications not expressly approved by the party responsible for compliance could void the user's authority to operate this equipment.

This device complies with part 15 of the FCC Rules. Operation is subject to the following two conditions:
(1) this device may not cause harmful interference, and
(2) this device must accept any interference received, including interference that may cause undesired operation.

This device and its antenna(s) must not be co-located or operating in conjunction with any other antenna or transmitter.

NOTE: This equipment has been tested and found to comply with the limits for a Class B digital device, pursuant to Part 15 of the FCC Rules. These limits are designed to provide reasonable protection against harmful interference in a residential installation. This equipment generates, uses and can radiate radio frequency energy and, if not installed and used in accordance with the instructions, may cause harmful interference to radio communications.

However, there is no guarantee that interference will not occur in a particular installation.
If this equipment does cause harmful interference to radio or television reception, which can be determined by turning the equipment off and on, the user is encouraged to try to correct the interference by one or more of the following measures:
-- Reorient or relocate the receiving antenna.
-- Increase the separation between the equipment and receiver.
-- Connect the equipment into an outlet on a circuit different from that to which the receiver is connected.
-- Consult the dealer or an experienced radio/TV technician for help.

The device has been evaluated to meet general RF exposure requirement. The device can be used in portable exposure condition without restriction

EN
This device contains licence-exempt transmitter(s)/receiver(s) that comply with Innovation, Science and Economic Development Canada's licence-exempt RSS(s). Operation is subject to the following two conditions:
1. This device may not cause interference.
2. This device must accept any interference, including interference that may cause undesired operation of the device.

FR
L'émetteur/récepteur exempt de licence contenu dans le présent appareil est conforme aux CNR d'Innovation, Sciences et Développement économique Canada applicables aux appareils radio exempts de licence. L'exploitation est autorisée aux deux conditions suivantes:
1. L'appareil ne doit pas produire de brouillage;
2. L'appareil doit accepter tout brouillage radioélectrique subi, même si le brouillage est susceptible d'en compromettre le fonctionnement.

The device has been evaluated to meet general RF exposure requirement.
The device can be used in portable exposure condition without restriction