



RF EXPOSURE REPORT

Report No.: 20240917G19671X-W3

Product Name: Automotive AI Thermal Master

Model No.: NV300 Max

FCC ID: 2BHGX-NV300MAX

Applicant: Thermal Master Technology Co., Ltd.

Address: Building C, Room 606, No. 3 Nanchang Street, Guxian Street,
Yantai, Shandong, China

Dates of Testing: 09/29/2024 - 11/12/2024

Issued by: CCIC Southern Testing Co., Ltd.

Lab Location: Electronic Testing Building, No.43, Shahe Road, Xili Street,
Nanshan District, Shenzhen, Guangdong, China.

Tel: 86-755-26627338 **E-Mail:** manager@ccic-set.com

This test report consists of 8 pages in total. It may be duplicated completely for legal use with the approval of the applicant. It should not be reproduced except in full, without the written approval of our laboratory. The client should not use it to claim product endorsement by CCIC-SET. The test results in the report only apply to the tested sample. The test report shall be invalid without all the signatures of testing engineers, reviewer and approver. Any objections must be raised to CCIC-SET within 15 days since the date when the report is received. It will not be taken into consideration beyond this limit.



Test Report

Product.....: Automotive AI Thermal Master

Trade Name: N/A

Applicant.....: Thermal Master Technology Co., Ltd.

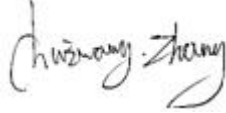
Applicant Address.....: Building C, Room 606, No. 3 Nanchang Street, Guxian Street, Yantai, Shandong, China

Manufacturer.....: Thermal Master Technology Co., Ltd.


Manufacturer Address.....: Building C, Room 606, No. 3 Nanchang Street, Guxian Street, Yantai, Shandong, China

Test Standards.....: 47 CFR Part 2.1091


Test Result.....: Pass

Tested by:  2024.11.12

Chuiwang Zhang, Test Engineer

Reviewed by.....:  2024.11.12

Sun Jiaohui, Senior Engineer

Approved by.....:  2024.11.12

Chris You, Manager



Table of Contents

1. GENERAL INFORMATION	5
1.1. EUT Description	5
1.2. EUT Description	6
1.3. Laboratory Facilities	6
1.4. Laboratory Location	6
2. TECHNICAL REQUIREMENTS SPECIFICATION IN CFR TITLE 47 PART 2.1091	7
2.1. Evaluation method	7
2.2. Predication of MPE limit at a given distance	7
2.3. Evaluation Results	8
2.4. Conclusion	8



Change History		
Issue	Date	Reason for change
1.0	2024.11.12	First edition

1. GENERAL INFORMATION

1.1. EUT Description

Product Name	Automotive AI Thermal Master
Device Type	Fixed devices
Frequency Range	WLAN 2.4GHz 802.11b/g/n (HT20/HT40)
Modulation Type	DSSS (802.11b), OFDM (802.11g/n)
Antenna Type	FPC Antenna
Antenna Gain	2.5dBi

Note 1: The information of antenna gain and cable loss is provided by the manufacturer and our lab is not responsible for the accuracy of the antenna gain and cable loss information.



1.2. EUT Description

EUT has been tested according to the following standards.

No.	Identity	Document Title
1	47 CFR Part 1	Practice and Procedure
2	47 CFR Part 2	Frequency Allocations and Radio Treaty Matters; General Rules and Regulations
3	KDB 447498 D01 General RF Exposure Guidance v06	RF Exposure Procedures and Equipment Authorization Policies for Mobile and Portable Devices
4	OET Bulletin 65 Edition 97-01	Evaluating Compliance with FCC Guidelines for Human Exposure to Radiofrequency Electromagnetic Fields

1.3. Laboratory Facilities

FCC-Registration No.: CN1283

CCIC Southern Testing Co., Ltd EMC Laboratory has been registered and fully described in a report filed with the FCC (Federal Communications Commission). The acceptance letter from the FCC is maintained in our files. Designation Number: CN1283, valid time is until Jun. 30th, 2025.

ISED Registration: 11185A

CCIC Southern Testing Co., Ltd. EMC Laboratory has been registered by Certification and Engineering Bureau of Industry Canada for the performance of radiated measurements with Registration No. 11185A on Aug. 04, 2016, valid time is until Jun. 30th, 2025.

CAB number: CN0064

A2LA Code: 5721.01

CCIC-SET is a third party testing organization accredited by A2LA according to ISO/IEC 17025. The accreditation certificate number is 5721.01.

1.4. Laboratory Location

Company Name:	CCIC Southern Testing Co., Ltd.
Address:	Electronic Testing Building, No.43, Shahe Road, Xili Street, Nanshan District, Shenzhen, Guangdong, China

2. Technical Requirements Specification in CFR Title 47 Part 2.1091

2.1. Evaluation method

The criteria listed in the following table shall be used to evaluate the environment impact of human exposure to radio frequency (RF) radiation as specified in 1.1307(b).

Table 1 to § 1.1310(e)(1) - Limits for Maximum Permissible Exposure (MPE)

Frequency Range (MHz)	Electric Field Strength (V/m)	Magnetic Field Strength (A/m)	Power Density (mW/cm ²)	Averaging Time (minutes)
(i) Limits for Occupational/Controlled Exposure				
0.3-3.0	614	1.63	*(100)	< 6
3.0-30	1824/f	4.89/f	*(900/f ²)	< 6
30-300	61.4	0.163	1.0	< 6
300-1500	/	/	f/300	< 6
1500-100,000	/	/	5	< 6
(ii) Limits for General Population/Uncontrolled Exposure				
0.3-1.34	614	1.63	*(100)	< 30
1.34-30	824/f	2.19/f	*(180/f ²)	< 30
30-300	27.5	0.073	0.2	< 30
300-1500	/	/	f/1500	< 30
1500-100,000	/	/	1.0	< 30
Note: f = frequency in MHz. * = Plane-wave equivalent power density.				

2.2. Predication of MPE limit at a given distance

Refer to formulas on page 19 of OET Bulletin 65, Edition 97-01.

$$S = \frac{PG}{4\pi R^2}$$

Where:

S = power density (in appropriate units, e.g. mW/cm²)

P = power input to the antenna (in appropriate units, e.g., mW)

G = numeric gain of the antenna in the direction of interest relative to an isotropic radiator

R = distance to the centre of radiation of the antenna (appropriate units, e.g., cm)



2.3. Evaluation Results

Worst-Case mode Conducted Output Power Results for WLAN

Operation Mode	Frequency (MHz)	Maximum Output power (dBm)	Max Tune up power (dBm)	Max Tune up power (mW)
WIFI 802.11b	2412	15.04	15 ± 1	39.81

Calculation results: Worst-Case mode

Operation Mode	Antenna Gain (dBi)	Antenna Gain (numeric)	Distance (cm)	Result (mW/cm ²)	Power Density (mW/cm ²)
WIFI 802.11b	2.50	1.78	20	0.014	1.00

2.4. Conclusion

According to the KDB 447498 D01 General RF Exposure Guidance v06 section 7.2 determine the device is exclusion from SAR test.

**** END OF REPORT ****