

PDT-015-12 单色遥控器面贴图标设计

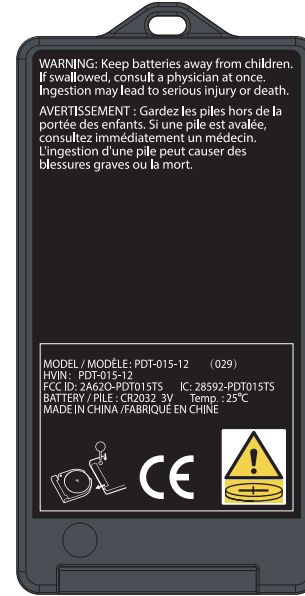
size:72mm x 38mm

Scale 1 : 1

- Demo On/Off
- Timer
- On/Off
- Slow Fade
- Fast Fade
- 3 Speed Fade
- Slow Twinkle
- Fast Twinkle
- 3 Speed Twinkle
- Brightness
- Brightness
- Steady

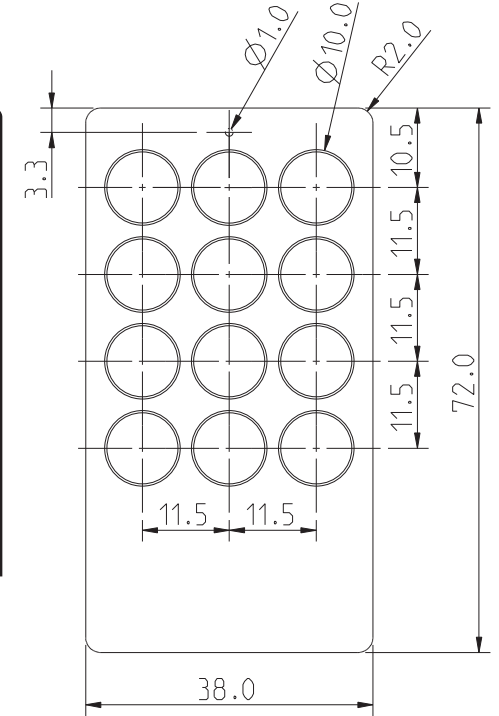


1: 1印刷图



1: 1印刷图

日期 Date	需求人 Request From	更改 Changes
2024/03/16	杨红坤	项目开始
2024/04/15	杨红坤	1、背面取消西班牙文 2、背面警告中英文冒号后面增加空格 3、删除logo 4、修改更换电池图示 5、背面文字修改 (详见Erin的4/13说明)
2024/04/17	杨红坤	背面警告Temp后+圆点+空格+冒号
2024/07/05	何洁石	背面符号C较小,加大这个C与25季其他遥控器一样



Font: Myriad תירבע Regular

遥控器底座:



Print Color:



	PROJECT NAME: PDT-015-12 单色遥控器面贴图标设计		DESIGN NO.: ID-RC2025002	DESIGNER: Betty	
	STATUS: CONCEPT	DESIGN	VERSION: 04	FILE NAME / LOCATION: S:\DG Design\Design\Products\2025-ID\CTC\Remote Control (无线) \ID-RC2025002	
	CLIENT: CTC		REMARKS:		
	LAST MODIFIED DATE: 05 July 2024		APPROVAL FOR SAMPLE MAKING:		

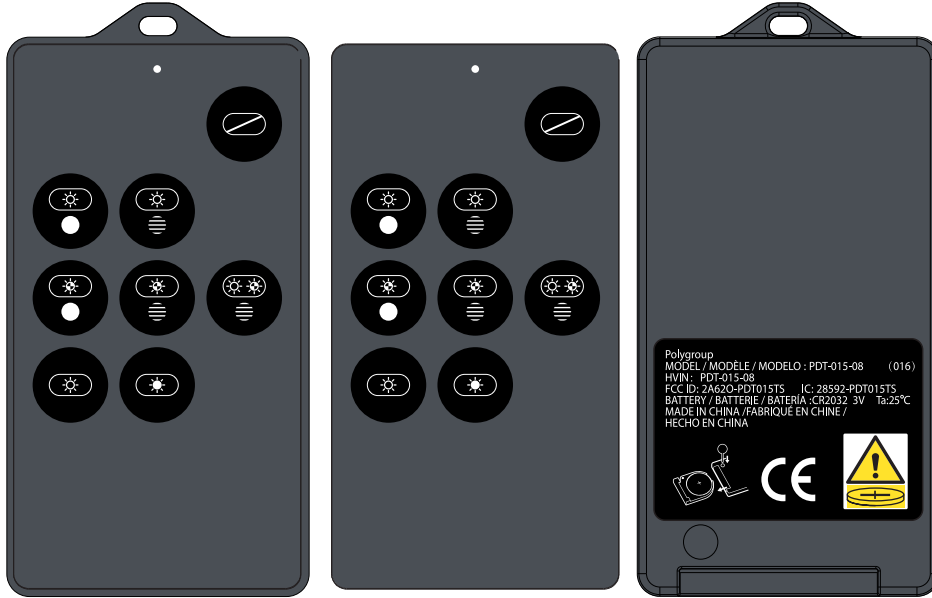
PDT-015-08_五功能图标(配016)欧/美/台湾遥控器贴纸图档

size:72mm x 38mm

Scale 1 : 1

日期 Date	需求人 Request From	更改 Changes
2024/6/04	何洁石	更新背面换电池图标
2024/6/19	何洁石	更新左边功能说明 (Colour 改成Color)

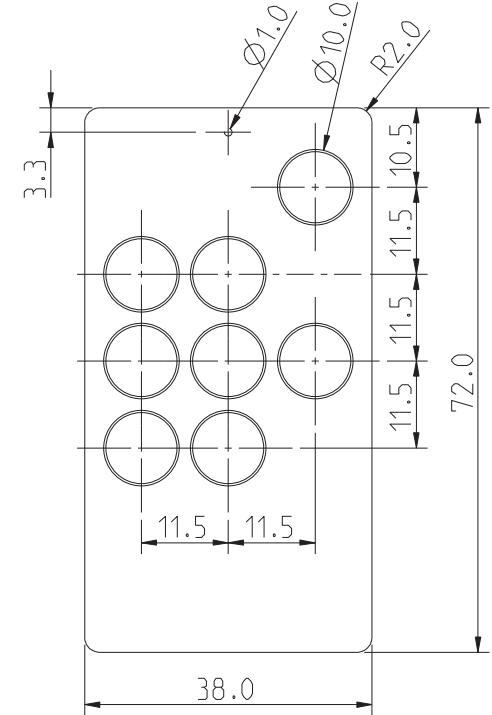
- On/Off
- Clear Steady
- Clear Fade
- Color Steady
- Color Fade
- Clear/Color Fade
- Brightness -
- Brightness +



1: 1印刷图




1: 1印刷图



Font: Myriad תירבע Regular

遥控器底座:

Print Color:



PROJECT NAME: PDT-015-08_五功能图标(配016)欧/美/台湾遥控器贴纸图档		DESIGN NO.: ID-RC2025024	DESIGNER: Betty
STATUS: CONCEPT	DESIGN	VERSION: 02	FILE NAME / LOCATION: S:\DG Design\Design\Products\2025-ID\Remote Control (无线) \ID-RC2025024
CLIENT: Polygroup	REMARKS:		
LAST MODIFIED DATE: 19 June 2024		APPROVAL FOR SAMPLE MAKING:	

FCC Warning:

This equipment has been tested and found to comply with the limits for a Class B digital device, pursuant to part 15 of the FCC Rules. These limits are designed to provide reasonable protection against harmful interference in a residential installation. This equipment generates, uses and can radiate radio frequency energy and, if not installed and used in accordance with the instructions, may cause harmful interference to radio communications. However, there is no guarantee that interference will not occur in a particular installation. If this equipment does cause harmful interference to radio or television reception, which can be determined by turning the equipment off and on, the user is encouraged to try to correct the interference by one or more of the following measures:

- Reorient or relocate the receiving antenna.
- Increase the separation between the equipment and receiver.
- Connect the equipment into an outlet on a circuit different from that to which the receiver is connected.
- Consult the dealer or an experienced radio/TV technician for help.

Caution: Any changes or modifications to this device not explicitly approved by manufacturer could void your authority to operate this equipment.

This device complies with part 15 of the FCC Rules. Operation is subject to the following two conditions:

(1) This device may not cause harmful interference, and (2) this device must accept any interference received, including interference that may cause undesired operation.

This equipment complies with FCC radiation exposure limits set forth for an uncontrolled environment. This equipment should be installed and operated with minimum distance 0cm between the radiator and your body.