



TINGON Smart Space Capsule Automatic Masturbator M2

User Manual



Scan the QR code for more information



Tin9 | *Enjoy More*

X

Focus On Dopamine Pleasure

TINGON dopamine toys are the ultimate in quality. With beautifully crafted designs guided by expert insight and extensive research, our collection has been created to empower people to explore a new world of intimate -and infinite – possibilities.



Safety Tips

- This product must not be washed or soaked directly in water. After use, please remove the telescopic silicone sleeve for cleaning. Do not wash or soak the device itself, as this may cause circuit damage or malfunction.
- This product is for personal use only and is not intended for use by other institutions or in public places
- This product is designed for private, personal use only and should not be used for any other purposes.
- Do not modify, disassemble, or repair this product yourself.
- Avoid dropping or striking the product. Do not use the product if it is damaged
- Use a sufficient amount of lubricant when using the product to avoid discomfort.
- The product must not be exposed to moisture or water. Warning: Do not use this device near water-filled bathtubs, showers, washbasins, or other containers.
- Do not pull on the power cord or use it to drag the product.
- Always use original TINGON accessories compatible with this model.
- Do not place the product or its capacitor near high temperatures or heating devices such as sunlight, microwaves, heaters, or ovens. Overheating the capacitor may cause an explosion.
- Use this product within an ambient temperature range of 5°C to 35°C and store the product and its accessories within a temperature range of 5°C to 45°C.
- Store the product in a clean, dry place, away from direct sunlight, and out of reach of children.

Package Contents

- ① masturbator main unit x1
- ② USB-C charging cable x1

RoHS CE  UK CA  FCC

Product Details

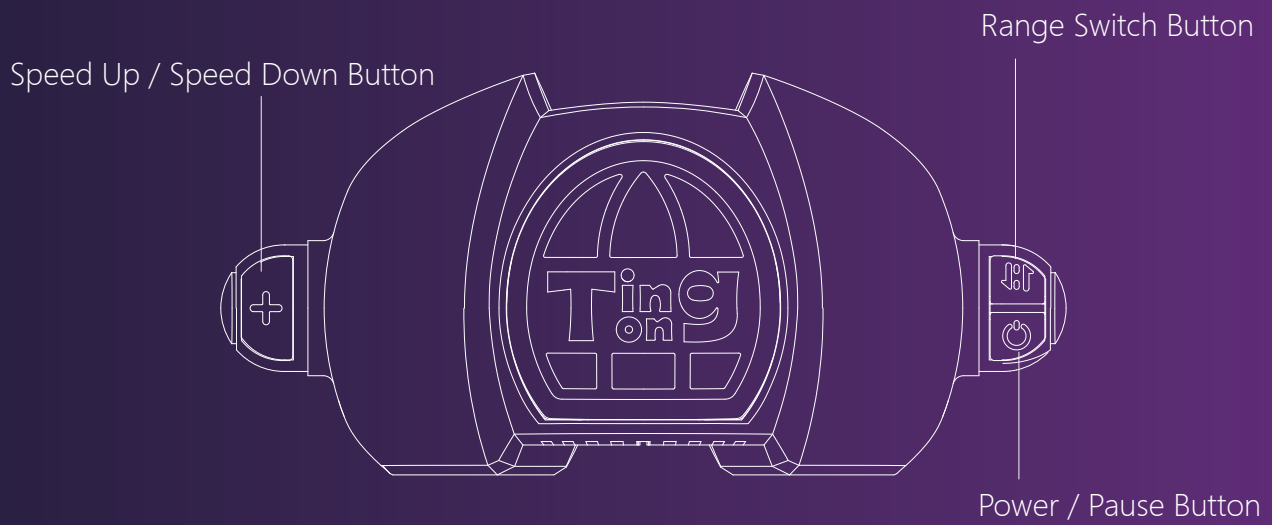
Model	TINGON M2
Materials	PC+ABS+TPE
Dimensions	301.2*192.2*93mm
Net weight	1.3kg
Telescopic Mode	Stepless Extension and Retraction
Custom Mode	Unlimited Combinations, One-Touch Burst via Dual Pressure Sensors
TINGON APP	Available for download from the TINGON official website
Working Time	1-1.5 hour
Charging Time	4 - 4.5 hour
Operating Noise	<40-55decibels

TINGON APP




(Scan the QR code to visit the TINGON official website. Download the app based on your Android or Apple device. After successful registration, you can connect to all products in the series and enjoy more diverse features and synchronized interactive functions.)


Instructions for Use



Dual Pressure Sensors (Enable One-Touch Burst Activation)




Power Control

- Press and hold the "  " for 1.5 seconds to turn the device on or off. Short press to pause or resume operation.
- Note: When powering on, keep holding the button until the device completes a reset movement, then release. The device will perform a reset operation automatically.


One-Touch Burst with Dual Pressure Sensors

- The device has pressure sensors located on both sides at the front. When operating at speed level 2 or above, applying pressure to either sensor will activate the maximum power mode (burst mode). Releasing the pressure will return the device to normal intensity.


Range Switch Button

- Short press "  " to switch freely between the four basic movement ranges of the inner tank: upper, middle, lower, and full range. More movement ranges can be customized via the APP, which allows for setting ranges of any length and saving them permanently, with unlimited overwrites supported.

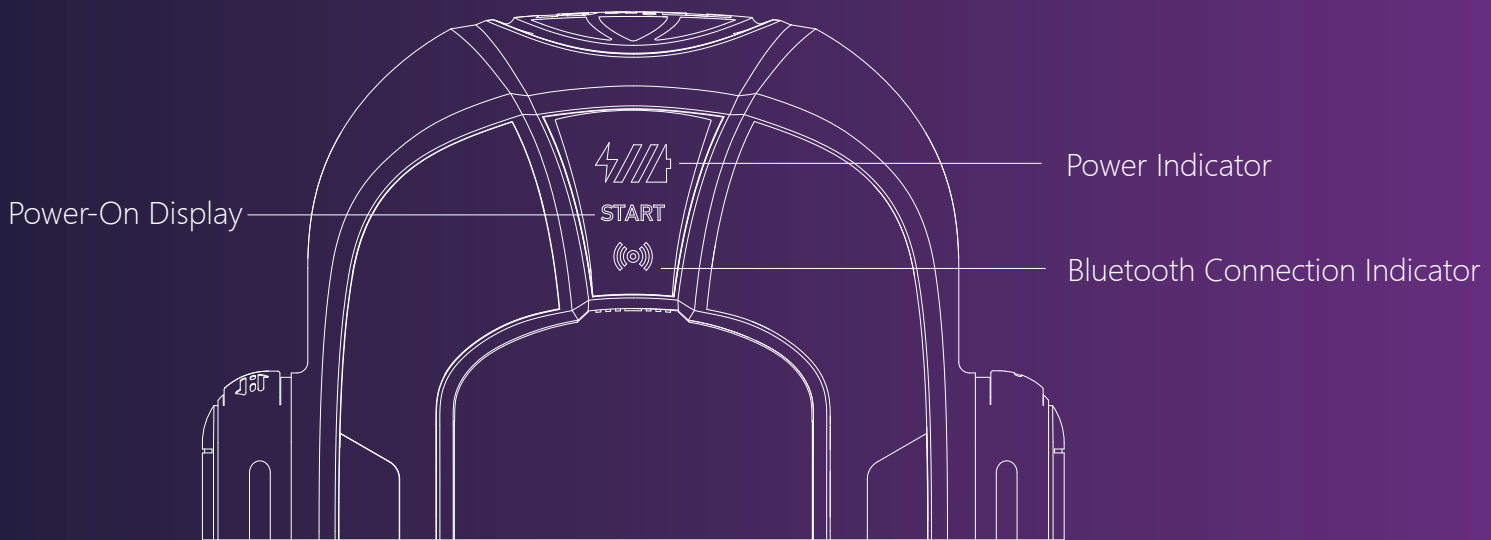
Speed Control Buttons

- Single press the "  " to cycle through 4 speed levels. After reaching the highest speed, pressing again will cycle back down through the speeds.

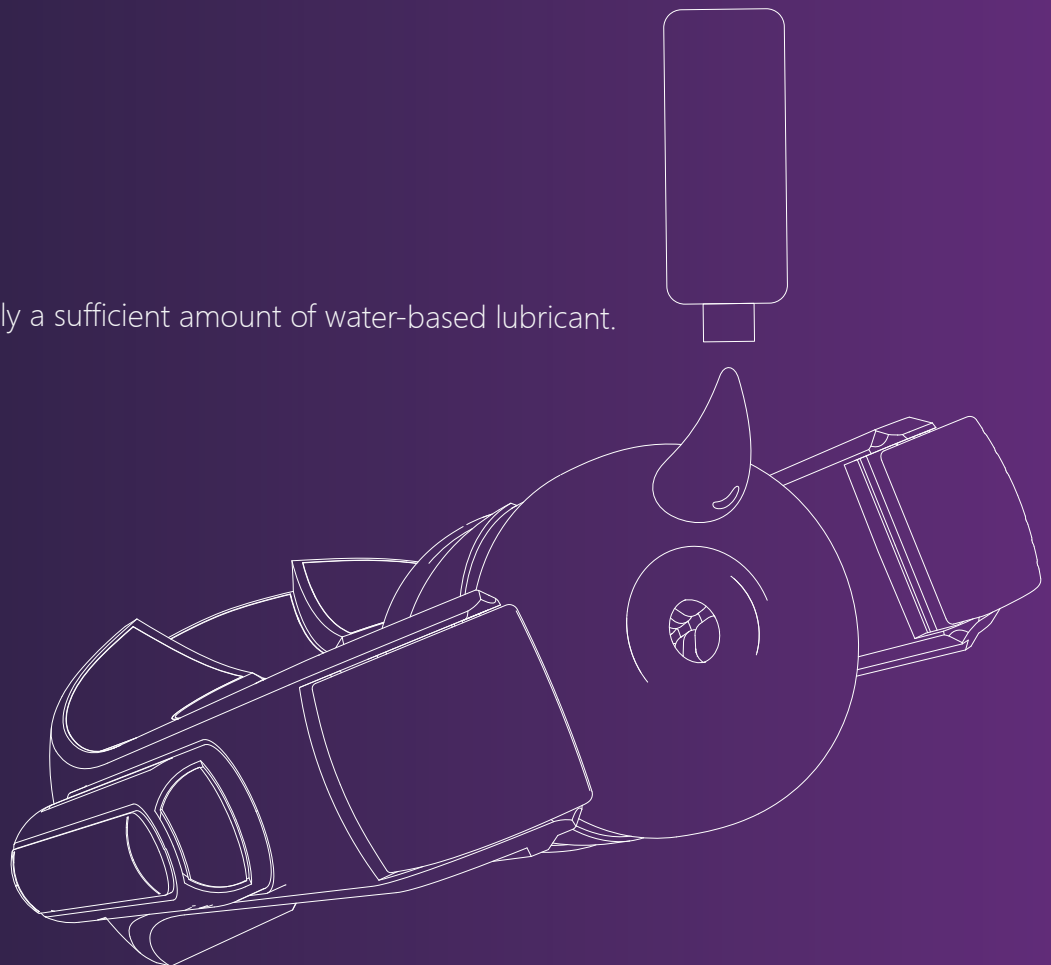
Soothing Mode

- Quickly double-tap the "  " to activate the slowest, gentle telescoping movement across the entire stroke.

Product Description



Before use, apply a sufficient amount of water-based lubricant.



Precautions

First-time Use and Charging

- Before first use, fully charge the product.
- Correctly insert the configured USB-C charging cable into the charging port of the product for charging. During normal charging, the battery indicator light on the product screen will flash. When the battery is fully charged, the indicator light will stay on.
- Clean the product properly before use. Use warm water or a designated cleaner to wipe the parts that contact the body, then gently dry with a soft towel.

Applying Lubricant

- Apply a sufficient amount of lubricant on the soft silicone sleeve or the body contact areas for a comfortable and healthy experience. This product is only compatible with water-based, water-soluble lubricants.

Use Caution

- This product is not suitable for use on swollen or inflamed skin areas to avoid causing harm or exacerbating discomfort

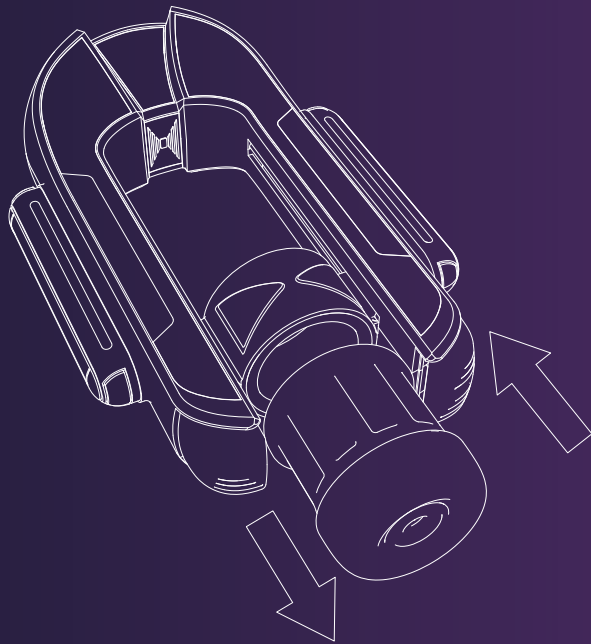
Cleaning

- After each use, remove the soft sleeve and wash it thoroughly with warm water and antibacterial soap, rinse with clean water, and gently dry with a towel. Do not immerse the entire device in water for cleaning

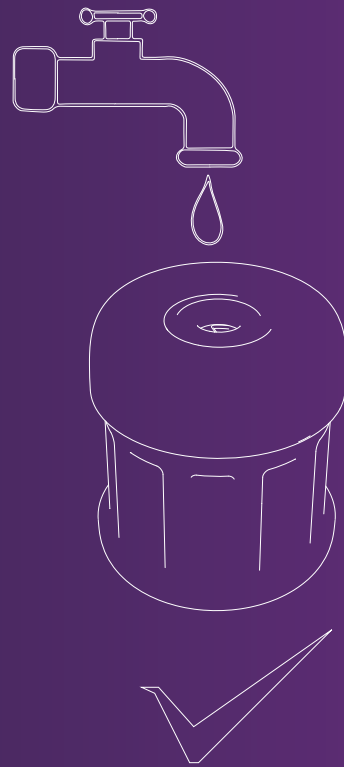
Safety Precautions

- Do not operate the device while it is charging. Ensure the device is turned off during charging. Avoid charging near water sources.

Product Cleaning Instructions



1.Remove the soft silicone sleeve, disassemble and clean it thoroughly.



2.After cleaning thoroughly, air dry and then put it back into the sports compartment

Attention:

This product should not be used in humid environments and the cup body should not be directly rinsed. Daily maintenance only requires wiping with a damp cloth.



FCC WARNING

- This device complies with part 15 of the FCC Rules. Operation is subject to the following two conditions: (1) This device may not cause harmful interference, and (2) this device must accept any interference received, including interference that may cause undesired operation
- Note: This equipment has been tested and found to comply with the limits for a Class B digital device, pursuant to part 15 of the FCC Rules. These limits are designed to provide reasonable protection against harmful interference in a residential installation. This equipment generates, uses and can radiate radio frequency energy and, if not installed and used in accordance with the instructions, may cause harmful interference to radio communications. However, there is no guarantee that interference will not occur in a particular installation. If this equipment does cause harmful interference to radio or television reception, which can be determined by turning the equipment off and on, the user is encouraged to try to correct the interference by one or more of the following measures:
 - -Reorient or relocate the receiving antenna.
 - -Increase the separation between the equipment and receiver.
 - -Connect the equipment into an outlet on a circuit different from that to which the receiver is connected.
 - -Consult the dealer or an experienced radio/TV technician for help.
- Note: The Grantee is not responsible for any changes or modifications not expressly approved by the party responsible for compliance. Such modifications could void the user's authority to operate the equipment.
- The device has been evaluated to meet general RF exposure requirement. This equipment complies with FCC's RF radiation exposure limits set forth for an uncontrolled environment. This device and its antenna(s) must not be co-located or in conjunction with any other antenna or transmitter.