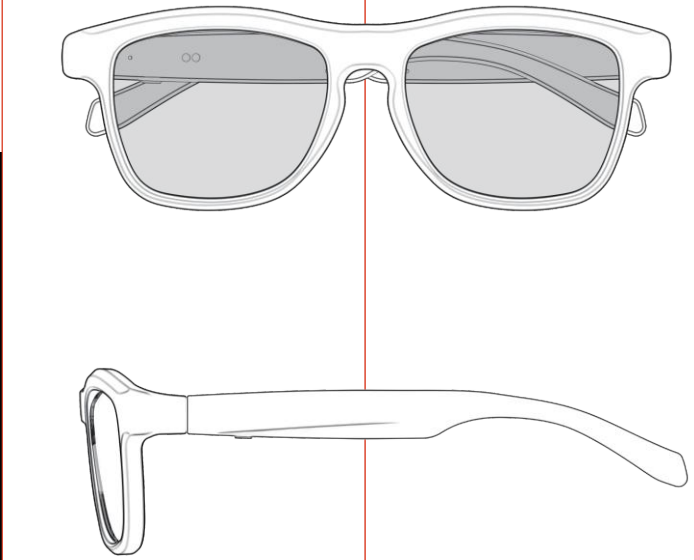



USER MANUAL



FCC Caution:
This device complies with part 15 of the FCC Rules. Operation is subject to the following two conditions: (1) This device may not cause harmful interference, and (2) this device must accept any interference received, including interference that may cause undesired operation.
Any changes or modifications not expressly approved by the party responsible for compliance could void the user's authority to operate the equipment.
NOTE: This equipment has been tested and found to comply with the limits for a Class B digital device, pursuant to Part 15 of the FCC Rules. These limits are designed to provide reasonable protection against harmful interference in a residential installation. This equipment generates, uses and can radiate radio frequency energy and, if not installed and used in accordance with the instructions, may cause harmful interference to radio communications. However, there is no guarantee that interference will not occur in a particular installation. If this equipment does cause harmful interference to radio or television reception, which can be determined by turning the equipment off and on, the user is encouraged to try to correct the interference by one or more of the following measures:
-- Reorient or relocate the receiving antenna.
-- Increase the separation between the equipment and receiver.
-- Connect the equipment into an outlet on a circuit different from that to which the receiver is connected.
-- Consult the dealer or an experienced radio/TV technician for help.
The device has been evaluated to meet general RF exposure requirement. The device can be used in portable exposure condition without restriction.

SPECIFICATION

Working Range: 10m
Battery: 150mAh
Music & Call Time: 5 hours
Standby time: 50 hours
Charge Time: 1.5 hours
Input: 5V 1A

English

- Connected Device
 - Turn On Wireless, Search and select GV*** *from the detected devices
- Charging
 - Magnetic charging: LED indicator in red light meaning it's charging. LED indicator light off meaning it's fully charged.(It takes 90 minutes to fully charged.)

Function	Action
Power on	👉👉-3👉
Power off	👉👉-5👉
End call/Pick Up call	👉👉
Reject call	👉👉-1.5👉
Pause/Start music /playback	👉👉
Voice assistant	👉👉👉
Remote Camera (After camera turn on)	👉👉👉👉
The lens darkens	👉👉➡️
The lens brightens	👉👉⬅️



简体中文

- 链接设备
 - 打开蓝牙功能，查找设备 GV*** 并配对连接
- 充电
 - 磁吸式充电:充电时显示红灯常亮充满时显示灯灭(需90分钟充满)

功能	操作
开机	👉👉-3👉
关机	👉👉-5👉
接听/挂断电话	👉👉
拒接电话	👉👉-1.5👉
暂停/播放	👉👉
语音助手	👉👉👉
遥控拍照（相机开启后）	👉👉👉👉
镜片变暗	👉👉➡️
镜片变亮	👉👉⬅️



日本語

- 接続デバイス
 - Bluetooth機能をオンにし、デバイス GV***を検索してペアリング接続する
- 充電
 - 磁気充電: LEDインジケータが赤点灯中は充電中です。LEDが消灯すると満充電です。（満充電まで90分かかります）

機能	動作
電源オン	👉👉-3👉
電源オフ	👉👉-5👉
通話終了/着信応答	👉👉
着信拒否	👉👉-1.5👉
音楽/再生の一時停止/開始	👉👉
音声アシスタント	👉👉👉
リモートカメラ (カメラ起動後)	👉👉👉👉
レンズ暗化	👉👉➡️
レンズ明るく	👉👉⬅️



Italiano

- Dispositivo Connesso
 - Attivare il Bluetooth, cercare il dispositivo GV*** e abbinarlo
- Ricarica
 - Ricarica magnetica: LED rosso indica la ricarica in corso. LED spento indica la ricarica completata. (Tempo di ricarica completo: 90 minuti.)

Funzione	Funzione
Accensione	👉👉-3👉
Spegnimento	👉👉-5👉
Termina chiamata/Rispondi alla chiamata	👉👉
Rifiuta chiamata	👉👉-1.5👉
Pausa/Riproduzione	👉👉
Assistente vocale	👉👉👉
Scatto remoto (dopo l'accensione della fotocamera)	👉👉👉👉
Scureamento lento	👉👉➡️
Schiarimento lento	👉👉⬅️



Français

- Appareil connecté
 - Activer le Bluetooth, rechercher l'appareil GV*** et l'apparier
- Recharge
 - Charge magnétique : LED rouge indique la charge en cours. LED éteinte indique la charge complète. (Temps de charge complet : 90 minutes.)

Fonction	Commande
Allumer	👉👉-3👉
Eteindre	👉👉-5👉
Répondre/Raccrocher	👉👉
Refuser d'appel	👉👉-1.5👉
Pause/Lecture	👉👉
Assistant vocal	👉👉👉
Prise de photo à distance (après activation de l'appareil photo)	👉👉👉👉
Assombrissement de la lentille	👉👉➡️
Éclaircissement de la lentille	👉👉⬅️



Lengua española

- Dispositivo conectado
 - Activar Bluetooth, buscar dispositivo GV*** y emparejar
- Carga
 - Carga magnética: LED rojo indica carga en proceso. LED apagado indica carga completa. (Tiempo de carga completo: 90 minutos)

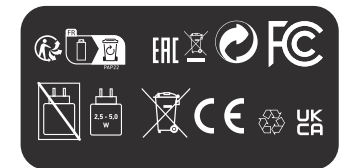
Función	Operación
Encender	👉👉-3👉
Apagar	👉👉-5👉
Responder/Colgar llamada	👉👉
Rechazar llamada	👉👉-1.5👉
Pausar/Reproducir	👉👉
Asistente de voz	👉👉👉
Foto remota (tras activar cámara)	👉👉👉👉
Oscurecimiento de lente	👉👉➡️
Aclarado de lente	👉👉⬅️



Deutsch

- Verbundenes Gerät
 - Bluetooth einschalten, Gerät GV*** suchen und koppeln
- Aufladen
 - Magnetisches Laden: Rote LED leuchtet während des Ladevorgangs, erlischt bei voller Ladung (Vollladung in 90 Minuten)

Funktion	Bedienung
Einschalten	👉👉-3👉
Ausschalten	👉👉-5👉
Anruf annehmen/beenden	👉👉
Anruf ablehnen	👉👉-1.5👉
Pause/Wiedergabe	👉👉
Sprachassistent	👉👉👉
Fernauslöser (nach Kameraerschaltung)	👉👉👉👉
Verdunkelung der Linse	👉👉➡️
Aufhellung der Linse	👉👉⬅️



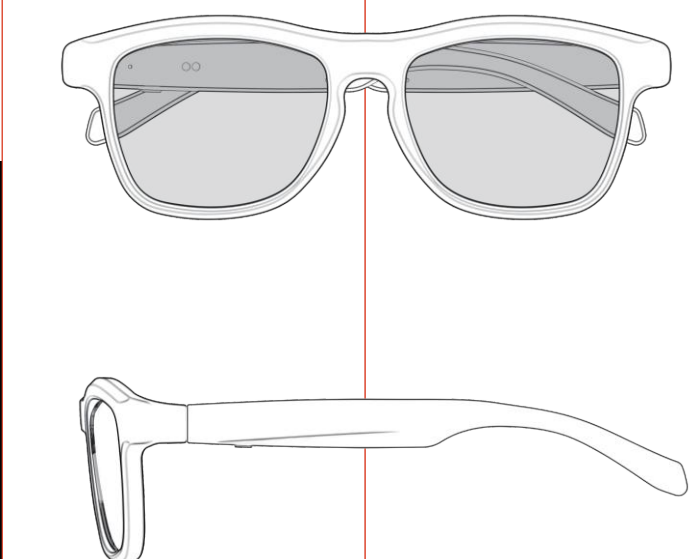

Português

- Dispositivo conectado
 - Ativar Bluetooth, localizar o dispositivo GV*** e emparelhar
- Carregamento
 - Carregamento magnético: LED vermelho aceso durante carregamento, apagado quando completo (90 minutos para carga completa)

Função	Operação
Ligar	👉👉-3👉
Desligar	👉👉-5👉
Atender/Encerrar chamada	👉👉
Rejeitar chamada	👉👉-1.5👉
Pausar/Reproduzir	👉👉
Assistente de voz	👉👉👉
Fotografia remota (após ativação da câmera)	👉👉👉👉
Escurecimento da lente	👉👉➡️
Clareamento da lente	👉👉⬅️



USER MANUAL



FCC Caution:
This device complies with part 15 of the FCC Rules. Operation is subject to the following two conditions: (1) This device may not cause harmful interference, and (2) this device must accept any interference received, including interference that may cause undesired operation.
Any changes or modifications not expressly approved by the party responsible for compliance could void the user's authority to operate the equipment.
NOTE: This equipment has been tested and found to comply with the limits for a Class B digital device, pursuant to Part 15 of the FCC Rules. These limits are designed to provide reasonable protection against harmful interference in a residential installation. This equipment generates, uses and can radiate radio frequency energy and, if not installed and used in accordance with the instructions, may cause harmful interference to radio communications. However, there is no guarantee that interference will not occur in a particular installation. If this equipment does cause harmful interference to radio or television reception, which can be determined by turning the equipment off and on, the user is encouraged to try to correct the interference by one or more of the following measures:
-- Reorient or relocate the receiving antenna.
-- Increase the separation between the equipment and receiver.
-- Connect the equipment into an outlet on a circuit different from that to which the receiver is connected.
-- Consult the dealer or an experienced radio/TV technician for help.
The device has been evaluated to meet general RF exposure requirement. The device can be used in portable exposure condition without restriction.

SPECIFICATION

Working Range: 10m
Battery: 150mAh
Music & Call Time: 5 hours
Standby time: 50 hours
Charge Time: 1.5 hours
Input: 5V 1A

Čeština

- Připojené zařízení
 - Zapněte Bluetooth, vyhledejte zařízení GV*** a spárujte
- Nabíjení
 - Magnetické nabíjení: Červená LED svítí během nabíjení, zhasne při plném nabití (Plné nabití trvá 90 minut)

Funkce	Operace
Zapnout	👉👉-3👉
Vypnout	👉👉-5👉
Přijmout/Ukončit hovor	👉👉
Odmítnout hovor	👉👉-1.5👉
Pozastavit/Přehrát	👉👉
Hlasový asistent	👉👉👉
Dálkové fotografování (po zapnutí fotoaparátu)	👉👉👉👉
Zmrazení čočky	👉👉➡️
Prostředí čočky	👉👉⬅️



Polski

- Podłączone urządzenie
 - Włącz Bluetooth, wyszukaj urządzenie GV*** i sparuj
- Ładowanie
 - Ładowanie magnetyczne: Czerwona dioda świeci podczas ładowania, gasnie po pełnym naładowaniu (Czas pełnego ładowania: 90 minut)

Funkcja	Operacja
Włącz	👉👉-3👉
Wyłącz	👉👉-5👉
Odbierz/Zakończ połączenie	👉👉
Odrzuć połączenie	👉👉-1.5👉
Wstrzymaj/Odwołaj	👉👉
Asystent głosowy	👉👉👉
Dalokopowanie (po włączeniu aparatu)	👉👉👉👉
Przyćmienie soczewki	👉👉➡️
Rozjaśnienie soczewki	👉👉⬅️



Nederlands

- Verbonden apparaat
 - Activeer Bluetooth, apparaat GV*** zoeken en koppelen
- Opladen
 - Magnetisch opladen: Rode LED brandt tijdens opladen, gaat uit wanneer vol (90 minuten tot volledige lading)

Functie	Bediening
Aanzetten	👉👉-3👉
Uitzetten	👉👉-5👉
Opnemen/beantwoorden	👉👉
Odrusje weigeren	👉👉-1.5👉
Pauzeren/Afspelen	👉👉
Stemassistent	👉👉👉
Afstandsbediening (na camera is ingeschakeld)	👉👉👉👉
Lens verduisteren	👉👉➡️
Lens verhelderen	👉👉⬅️



Svenska

- Anslutten enhet
 - Aktivera Bluetooth, sök efter enheten GV*** och parkoppla
- Laddning
 - Magnetisk laddning: Röd LED lyser under laddning, slöcknar vid fulladdad enhet (Full laddning tar 90 minuter)

Funktion	Åtgärd
Påslå	👉👉-3👉
Avslå	👉👉-5👉
Svara/Avsluta samtal	👉👉
Avvisa samtal	👉👉-1.5👉
Pausa/Uppspela	👉👉
Stäm ASSISTENT	👉👉👉
Årdsfotografering (efter kamera är tänd)	👉👉👉👉
Lins mörkna	👉👉➡️
Lins ljusna	👉👉⬅️



Ελληνική γλώσσα

- Συνδεδεμένη συσκευή
 - Ενεργοποιήστε το Bluetooth, αναζητήστε τη συσκευή GV*** και ζευγαρώστε
- Φόρτιση
 - Μαγνητική φόρτιση: Κόκκινο LED κατά τη φόρτιση, σβήνει όταν η φόρτιση ολοκληρωθεί (Απαιτούνται 90 λεπτά για πλήρη φόρτιση)

Λειτουργία	Λειτουργία
Ενεργοποίηση	👉👉-3👉
Απενεργοποίηση	👉👉-5👉
Απάντηση/Τερματισμός κλήσης	👉👉
Απόρριψη κλήσης	👉👉-1.5👉
Παύση/Αναπαραγωγή	👉👉
Φωνητικός βοηθός	👉👉👉
Τηλεφωτογράφιση (επειτά την ενεργοποίηση κάμερας)	👉👉👉👉
Σκουρυνση φακού	👉👉➡️
Φαύση φακού	👉👉⬅️



Dansk

- Tilsluttet enhed
 - Tænd Bluetooth, søg efter enheden GV*** og par den
- Opladning
 - Magnetisk opladning: Rød LED lyser under opladning, slukker ved fuld opladning (Fuld opladning tager 90 minutter)

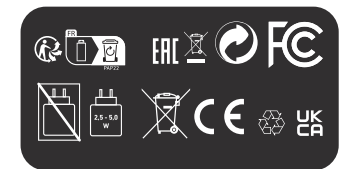
Funk on	Handling
Tænd	👉👉-3👉
Sluk	👉👉-5👉
Modtag/Afslut opkald	👉👉
Afvis opkald	👉👉-1.5👉
Pause/Afspil	👉👉
temm ASSISTENT	👉👉👉
Fjernbetjening af kamera (efter kamera er tændt)	👉👉👉👉
Lins mørknes	👉👉➡️
Lins lysnes	👉👉⬅️



Magyar nyelv

- Csatlakoztatott eszköz
 - Bluetooth bekapcsolása, GV*** eszköz keresése és párosítása
- Töltés
 - Mágneses töltés: piros LED világít töltés közben, kialszik teljes töltéskor (teljes töltés 90 perc)

Funkció	Művelet
Bekapcsolás	👉👉-3👉
Kikapcsolás	👉👉-5👉
Hívás fogadása/lezárása	👉👉
Hívás elutasítása	👉👉-1.5👉
Szüneteltetés	👉👉
Hangasszisztens	👉👉👉
Távkezelés (kamera bekapcsolása után)	👉👉👉👉
Lencse elsötétítése	👉👉➡️
Lencse világítása	👉👉⬅️



한국어

- 연결된 기기
 - 블루투스 기능을 켜고, GV*** 기기를 검색하여 페어링 연결
- 충전
 - 마그네틱 충전: 충전 중 빨간 LED 표시등 점등, 완충 시 소등 (완충까지 90분 소요)

기능	조작
연결하기	👉👉-3👉
연결하기	👉👉-5👉
전화 받기/끊기	👉👉
전화 거절	👉👉-1.5👉
일시 정지/재개	👉👉
음성 어시스턴트	👉👉👉
원격 촬영 (카메라가 켜진 후)	👉👉👉👉
렌즈 어둡게 조정	👉👉➡️
렌즈 밝게 조정	👉👉⬅️

