

INSTRUCTION MANUAL



PARAMETER

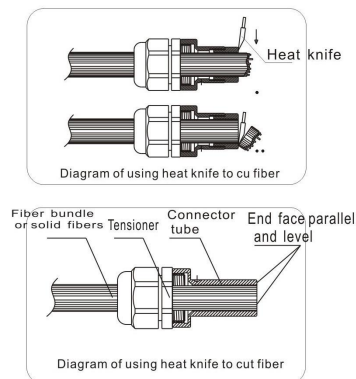
INPUT VOLTAGE : DC 12-14V

POWER : max: 7W

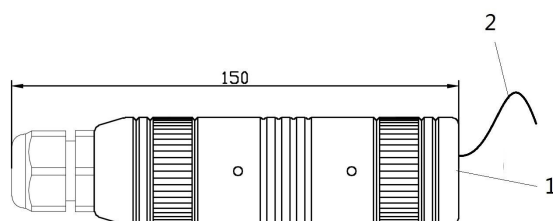
SIZE : D36*150mm



OPERATING INSTRUCTIONS



1. DC INPUT
2. ANT



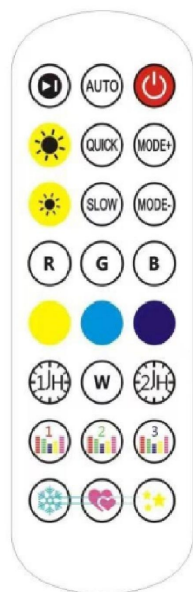
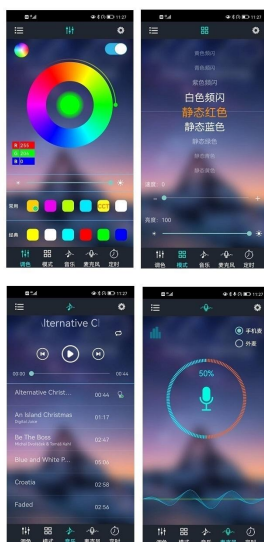
INSTRUCTIONS ABOUT APP AND REMOTE



APP Name: LOTUS LANTERN
Suitable Phone OS: IOS
version 6.0 above or
Android 4.3 version
above.

Software language:
English, Chinese,
automatic recognize
language according to
OS.

Scan the qr code to
download and install the
APP.



PAUSE	AUTO MODE CIRCLE	ON/OFF
BRIGHT +	SPEED/SENS ITIVITY +	MODE+
BRIGHT -	SPEED/SENS ITIVITY -	MODE-
RED	GREEN	BLUE
YELLOW	SKY-BLUE	PURPLE
TURN OFF AFTER 1 HOUR	WHITE	TURN OFF AFTER 2 HOUR
MUSIC 1	MUSIC 2	MUSIC 3
SNOW MODE	LOVE MODE	STAR MODE

INSTRUCTION MANUAL

Warning:

Changes or modifications to this unit not expressly approved by the party responsible for compliance could void the user's authority to operate the equipment.

NOTE:

This device complies with part 15 of the FCC Rules. Operation is subject to the following two conditions: (1) This device may not cause harmful interference, and (2) this device must accept any interference received, including interference that may cause undesired operation.

FCC Statement:

This equipment has been tested and found to comply with the limits for a Class B digital device, pursuant to part 15 of the FCC Rules. These limits are designed to provide reasonable protection against harmful interference in a residential installation. This equipment generates, uses and can radiate radio frequency energy and, if not installed and used in accordance with the instructions, may cause harmful interference to radio communications. However, there is no guarantee that interference will not occur in a particular installation. If this equipment does cause harmful interference to radio or television reception, which can be determined by turning the equipment off and on, the user is encouraged to try to correct the interference by one or more of the following measures:

- Reorient or relocate the receiving antenna.
- Increase the separation between the equipment and receiver.
- Connect the equipment into an outlet on a circuit different from that to which the receiver is connected.
- Consult the dealer or an experienced radio/TV technician for help.

The equipment complies with FCC Radiation exposure limit set forth for uncontrolled environment. This equipment should be installed and operated with minimum distance 20cm between the radiator and your body.