



USER MANUAL

READ AND SAVE THIS INSTRUCTIONS

Safety Instructions

This product is rated as IP67 Waterproof. 30/60 LED power adapter is rated as IP44, while 90/120 LED is rated as IP65. They can be used outdoors but cannot be immersed in water for a long time.

The control box is rated as IP65. It can be used outdoors but cannot be immersed in water.

To prevent the string light from falling down, ensure it is installed with both the adhesive tape and the clips.

Tighten up the waterproof cap before using the light.

Do not allow children to assemble and install this product.

Avoid installing this product near major heat sources or other dangerous sources.

Avoid using other non-standard adapters for this product.

External dimmer cannot be used with this product.

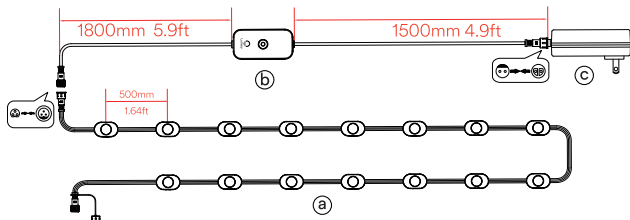
Use this product with the provided power adapter only.

What You Get

Description	Quantity
Ⓐ String Light for 30/60/90/120 LEDS	2/4/6/8
Ⓑ Control Box	1
Ⓒ Power Adapter	1
User Manual	1
Quick Start Guide	1

Warning:

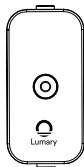
- 1.No additional extension lights are allowed for this product, and unauthorized operations are not covered by after-sales service.
- 2.If accessories are missing, you can contact after-sales service.



A single group of 15 heads has a total length of 25 feet.

Note:

30 heads for 50 feet: 2 sets of 15 heads connected; 60 heads for 100 feet: 4 sets of 15 heads connected; 90 heads for 150 feet: 6 sets of 15 heads connected; 120 heads for 200 feet: 8 sets of 15 heads connected;



Control Box Button Function:

- 1.Press once: Scenes changing
- 2.Press twice quickly: It will be off and remember the setting.
- 3.Long Press over 5s: It will reset and go into pairing mode.

Note: When you power on the lights in the first time, the lights will flash.
(If not, press the button for 5 seconds into pairing mode)

Pairing Your Device with Lumary App

What You Need:

A Wi-Fi router supporting the 2.4GHz and 802.11b/g/n bands. **5GHz is not supported.**

A smartphone or tablet running ios 8.0 and above or Android 4.3 and above.



Note: Please select your region and country.

Download the "Lumary" App from the App Store or Google Play.
Turn on your smartphone's Bluetooth
Open the app, tap the "+" in the top right corner and add device.
Tap the device icon and follow the on-screen instructions to complete pairing.



Scan and view the instruction video

Controlling the Light with Your Voice

Open the app, then tap the device icon to enter the details page.

Tap the settings icon in the top right corner.

Select User Guide and follow the on-screen instructions to control the device using your voice.

Optional Accessories Available

Extension Cords

When lighting is not required at connections to conserve electricity, such as between the first and second floors, between the second floor and the attic, and at corners of the house.

Waterproof Wire Connector

When the eaves light string is long and the tail of the fixture needs to be waterproofed after trimming off the excess beads.
When the eaves light string is cut and needs to be reconnected.

Wire Cover

When the exposed wires of the eaves light affect the appearance of the eaves after installation, cover the wires.
When there are many animals and accidental damage needs to be prevented.

Specifications

Power Input (Adapter)	100-240VAC, 50/60Hz
Power Input (Light)	36VDC
Color Temperature	2200K-6500K
Lights Qty	30LED/60LED/90LED/120LED
Beam Angle	100°
Rated Life	50000H
Waterproof	String Light: IP67 Control Box: IP65 Adapter: 30/60LED-IP44 90/120LED-IP65
Working Temperature	-20°C~45°C/(-4°F~113°F)



RoHS



FCC ID: 2BFDG-L-PO120F1

Made in China

Troubleshooting

1. The adhesive tape is not strong enough.

Use the clips to secure the lights firmly during installation.

2. Cannot connect to Bluetooth.

Do not skip the Bluetooth connection steps in the app.

Ensure the Bluetooth on your smartphone has been turned on.

Your smartphone may be incompatible with Lumary App. Try using a different smartphone then reconnect.

Power the light and your smartphone's Bluetooth off then on, then try again.

Ensure that your smartphone is within 1m/3.28ft of the light when connecting.

Clear any obstructions that are between the light and your smartphone.

3. Some LED beads flicker./Some LED beads do not light up.

Apply any color in Color Mode to check if any DIY or Scene Mode is turned on.

Check whether the waterproof connector and nuts are fixed firmly.

Plug out the adapter port, Wait for 5 seconds and plug it back in.

4. For other issues

Please contact the Lumary support team.

5. Cannot sync the light to the beat of my music.

Move the control box closer to the music source.

Clean the mic on the control box then try again.

6. Cannot connect to Wi-Fi.

Do not skip the Wi-Fi connection steps in the app.

5GHz network is not supported. Please set the router to 2.4GHz and then reset it.

Connect your smartphone to Wi-Fi and check whether the network works well.

Make sure you have entered the correct Wi-Fi name and password.

Change your Wi-Fi password to a brief one. 8 numbers and letters are suggested.

Connect your smartphone's hotspot to the lights and check whether the router works with the lights.

7. Cannot connect to Alexa or Google Assistant.

Pull out every connective part of the lights and firmly reconnect them.

Reconnect your smartphone to Wi-Fi.

Plug out the adapter port and plug it back in.

FCC Statement

This device complies with Part 15 of the FCC Rules. Operation is subject to the following two conditions:

(1) this device may not cause harmful interference, and (2) this device must accept any interference received, including interference that may cause undesired operation. Changes or modifications not expressly approved by the party responsible for compliance could void the user's authority to operate the equipment.

NOTE: This equipment has been tested and found to comply with the limits for a Class B digital device, pursuant to part 15 of the FCC Rules. These limits are designed to provide reasonable protection against harmful interference in a residential installation. This equipment generates uses and can radiate radio frequency energy and, if not installed and used in accordance with the instructions, may cause harmful interference to radio communications. However, there is no guarantee that interference will not occur in a particular installation. If this equipment does cause harmful interference to radio or television reception, which can be determined by turning the equipment off and on, the user is encouraged to try to correct the interference by one or more of the following measures:

- Reorient or relocate the receiving antenna.
- Increase the separation between the equipment and receiver.
- Connect the equipment into an outlet on a circuit different from that to which the receiver is connected.
- Consult the dealer or an experienced radio/TV technician for help.

24

HOURS
Quick Response

Quick Response

If there is any problem please check the Troubleshooting page . When you could not fix this, please contact us after-sale email, we will respond within 24 hours.

Please attach the video of the problem and order ID to support@lumary.tech.

30

DAYS
Hassle-Free

Hassle-Free

After the purchase, if there any quality with devices, we can offer free return or replacement.

**2-YEAR
WARRANTY**



Friendly Reminder

Please rest assured that our service aim is to make customers 100% satisfied.

If there is any problem, please contact us as soon as possible, we will not let you down.

Contact Us

1. If you have any questions about product settings or operations, please feel free to reach out to us!

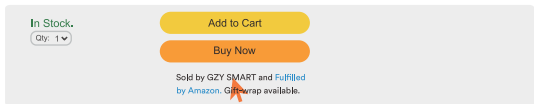
Customer Service 7x24H: support@lumary.tech

2. "Ask a question" on the "Lumary" Seller Page.

- Sign into your Amazon account. Search the product about Lumary.



- Go to the product listing on click the Lumary Store.



- Click "Ask a Question" or "Contact the Seller"



You can also find us on social media. Simply search for our username on your preferred platform, or scan the QR code to join the growing Lumary user community!

- Facebook: @lumary.official
- X: @lumary_official
- Instagram: @lumary.official
- Pinterest: @lumary_official
- YouTube: @lumary.official
- Reddit: @Lumarysmartlight
- TikTok: @lumary.official



Facebook



Facebook Group



Instagram



YouTube




TikTok



X



Pinterest



Reddit

FCC Statement:

This device complies with part 15 of the FCC Rules. Operation is subject to the following two conditions:

- (1) This device may not cause harmful interference, and
- (2) this device must accept any interference received, including interference that may cause undesired operation.

This equipment has been tested and found to comply with the limits for a Class B digital

device, pursuant to part 15 of the FCC Rules. These limits are designed to provide reasonable protection against harmful interference in a residential installation. This equipment generates, uses and can radiate radio frequency energy

and, if not installed and used in accordance with the instructions, may cause harmful

interference to radio communications. However, there is no guarantee that interference will not occur in a particular installation. If this equipment does cause

harmful interference to radio or television reception, which can be determined by

turning the equipment off and on, the user is encouraged to try to correct the interference by one or more of the following measures:

- Reorient or relocate the receiving antenna.
- Increase the separation between the equipment and receiver.
- Connect the equipment into an outlet on a circuit different from that to which the receiver is connected.
- Consult the dealer or an experienced radio/TV technician for help. Caution: Any changes or modifications not expressly approved by the party responsible

for compliance could void the user's authority to operate the equipment. This equipment complies with FCC radiation exposure limits set forth for an uncontrolled environment. This transmitter must not be co-located or operating in

conjunction with any other antenna or transmitter.

RF exposure warning:

This equipment complies with radiation exposure limits set forth for an uncontrolled environment. This equipment should be installed and operated with Minimum distance 20cm between the radiator and your body.

L'environnement du millipascal incontrôlés, leurs conditions normales d'utilisation de maintenir, au moins 20cm avec les utilisateurs.



Lumary support:

support@Lumary.tech

Visit us at:

www.lumary.tech

www.lumarysmart.com