



# Features At A Glance

## Send Photos

1. Use the Skylight app to send dozens of photos at once.  
OR
2. Attach up to 25MB of photos when emailing to your unique Skylight email address, and the photos will automatically appear on your Frame.

## Swipe

When photos arrive, they'll play in a slideshow. Swipe to view additional photos.

## Zoom

To zoom into a photo so it fills the screen, take two fingers (e.g. your two index fingers), and pinch to zoom.

## Heart Button

If you love a photo, tap the heart button in the lower-right corner of the screen, and we'll email the sender to tell them you loved it! You can also hide the heart button by going to Settings > Advanced Features.

## WiFi

Skylight requires WiFi for initial setup and to receive new photos, but you can still view photos without a WiFi connection.

SKYLIGHT APPLICATION AND DIGITAL FRAME by GLIMPSE LLC  
IMPORTANT: BY USING YOUR SKYLIGHT APPLICATION AND DIGITAL FRAME YOU ARE AGREEING TO THE TERMS BELOW.

### THE TERMS Hardware

#### DISCLAIMER OF WARRANTY

TO THE MAXIMUM EXTENT PERMITTED BY APPLICABLE LAW, THE HARDWARE IS PROVIDED "AS IS" WITH ALL FAULTS. TO THE EXTENT PERMITTED BY LAW, THIS DISCLAIMER OF WARRANTY AND THE REMEDIES SET FORTH ARE EXCLUSIVE AND IN LIEU OF ALL OTHER WARRANTIES, REMEDIES AND CONDITIONS, WHETHER ORAL, WRITTEN, STATUTORY, EXPRESS OR IMPLIED. GLIMPSE LLC DISCLAIMS ALL STATUTORY AND IMPLIED WARRANTIES, INCLUDING WITHOUT LIMITATION, WARRANTIES OF MERCHANTABILITY AND FITNESS FOR A PARTICULAR PURPOSE AND WARRANTIES AGAINST HIDDEN OR LATENT DEFECTS. TO THE EXTENT PERMITTED BY LAW, IN SO FAR AS SUCH WARRANTIES CANNOT BE DISCLAIMED, GLIMPSE LLC LIMITS THE DURATION AND REMEDIES OF SUCH WARRANTIES TO THE DURATION OF SIX MONTHS AND, AT GLIMPSE LLC'S OPTION, THE REPAIR OR REPLACEMENT SERVICES. SOME STATES (COUNTRIES AND PROVINCES) DO NOT ALLOW LIMITATIONS ON HOW LONG AN IMPLIED WARRANTY (OR CONDITION) MAY LAST, SO THE LIMITATION DESCRIBED ABOVE MAY NOT APPLY TO YOU.

#### LIMITATION OF LIABILITY

EXCEPT AS PROVIDED IN THIS WARRANTY AND TO THE MAXIMUM EXTENT PERMITTED BY LAW, GLIMPSE LLC IS NOT RESPONSIBLE FOR DIRECT, SPECIAL, INCIDENTAL OR CONSEQUENTIAL DAMAGES RESULTING FROM ANY BREACH OF WARRANTY OR CONDITION, OR UNDER ANY OTHER LEGAL THEORY, INCLUDING BUT NOT LIMITED TO LOSS OF USE, LOSS OF REVENUE, LOSS OF ACTUAL OR ANTICIPATED PROFITS (INCLUDING LOSS OF PROFITS ON CONTRACTS), LOSS OF REPUTATION, LOSS OF DATA, TO COMPROMISE OR CORRUPTION OF DATA, OR ANY INDIRECT OR CONSEQUENTIAL LOSS OR DAMAGE HOWSOEVER CAUSED INCLUDING THE REPLACEMENT OF EQUIPMENT AND PROPERTY, ANY COSTS OF RECOVERING, PROGRAMMING, OR REPRODUCING ANY PROGRAM OR DATA STORED IN OR USED WITH THE GLIMPSE LLC PRODUCT, OR ANY FAILURE TO MAINTAIN THE CONFIDENTIALITY OF INFORMATION STORED ON THE GLIMPSE LLC PRODUCT. THE FOREGOING LIMITATION SHALL NOT APPLY TO DEATH OR PERSONAL INJURY CLAIMS, OR ANY STATUTORY LIABILITY FOR INTENTIONAL AND GROSS NEGLECT ACTS AND/OR OMISSIONS. GLIMPSE LLC DISCLAIMS ANY REPRESENTATION THAT IT WILL BE ABLE TO REPAIR ANY DEVICE UNDER THIS WARRANTY OR REPLACE THE GLIMPSE LLC PRODUCT WITHOUT RISK TO OR LOSS OF INFORMATION STORED IN THE GLIMPSE LLC PRODUCT. SOME STATES (COUNTRIES AND PROVINCES) DO NOT ALLOW THE EXCLUSION OR LIMITATION OF INCIDENTAL OR CONSEQUENTIAL DAMAGES, SO THE ABOVE LIMITATION OR EXCLUSION MAY NOT APPLY TO YOU.

In no event shall GLIMPSE LLC's total liability to you for all damages (other than as may be required by applicable law in cases involving personal injury) exceed the amount of one hundred (U.S.\$100.00). The foregoing limitations will apply even if the above stated remedy fails of its essential purpose.

### Software

#### DISCLAIMER OF WARRANTIES

YOU EXPRESSLY ACKNOWLEDGE AND AGREE THAT, TO THE EXTENT PERMITTED BY APPLICABLE LAW, USE OF THE SOFTWARE AND ANY SERVICES PERFORMED BY OR ACCESSED THROUGH THE SOFTWARE IS YOUR SOLE RISK AND THAT THE ENTIRE RISK AS TO SATISFACTORY QUALITY, PERFORMANCE, ACCURACY AND EFFORT IS WITH YOU. TO THE MAXIMUM EXTENT PERMITTED BY APPLICABLE LAW, THE SOFTWARE AND SERVICES ARE PROVIDED "AS IS" AND "AS AVAILABLE" WITH ALL FAULTS AND WITHOUT WARRANTY OF ANY KIND, AND GLIMPSE LLC HEREBY DISCLAIMS ALL WARRANTIES AND CONDITIONS WITH RESPECT TO THE SOFTWARE AND SERVICES, EITHER EXPRESS, IMPLIED OR STATUTORY, INCLUDING, BUT NOT LIMITED TO, THE IMPLIED WARRANTIES AND/OR CONDITIONS OF MERCHANTABILITY, SATISFACTORY QUALITY, FITNESS FOR A PARTICULAR PURPOSE, ACCURACY, QUIET ENJOYMENT, AND NON-INFRINGEMENT. FURTHER, GLIMPSE LLC DOES NOT WARRANT AGAINST INTERFERENCE WITH YOUR ENJOYMENT OF THE SOFTWARE AND SERVICES, THAT THE FUNCTIONS CONTAINED IN, OR SERVICES PERFORMED OR PROVIDED BY THE SOFTWARE WILL MEET YOUR REQUIREMENTS, THAT THE OPERATION OF THE SOFTWARE AND SERVICES WILL BE UNINTERRUPTED OR ERROR-FREE, THAT DEFECTS IN THE SOFTWARE OR SERVICES WILL BE CORRECTED, YOU FURTHER ACKNOWLEDGE THAT THE SOFTWARE AND SERVICES ARE NOT INTENDED OR SUITABLE FOR USE IN SITUATIONS OR ENVIRONMENTS WHERE THE FAILURE OR TIME DELAYS OF, OR ERRORS OR INACCURACIES IN, THE CONTENT, DATA OR INFORMATION PROVIDED BY THE SOFTWARE OR SERVICES COULD LEAD TO DEATH, PERSONAL INJURY, OR SEVERE PHYSICAL DAMAGE. NO ORAL OR WRITTEN INFORMATION OR ADVICE GIVEN BY GLIMPSE LLC OR A GLIMPSE LLC AUTHORIZED REPRESENTATIVE SHALL CREATE A WARRANTY. SOME JURISDICTIONS DO NOT ALLOW THE EXCLUSION OF IMPLIED WARRANTIES OR LIMITATIONS ON APPLICABLE STATUTORY RIGHTS OF A CONSUMER, SO THE ABOVE EXCLUSION AND LIMITATIONS MAY NOT APPLY TO YOU. LIMITATION OF LIABILITY TO THE EXTENT NOT PROHIBITED BY APPLICABLE LAW, IN NO EVENT SHALL GLIMPSE LLC, ITS AFFILIATES, AGENTS OR PRINCIPALS BE LIABLE FOR PERSONAL INJURY, OR ANY INCIDENTAL, SPECIAL, INDIRECT OR CONSEQUENTIAL DAMAGES WHATSOEVER, INCLUDING, WITHOUT LIMITATION, DAMAGES FOR LOSS OF PROFITS, CORRUPTION OR LOSS OF DATA, FAILURE TO TRANSMIT OR RECEIVE ANY DATA, BUSINESS INTERRUPTION OR ANY OTHER COMMERCIAL DAMAGES OR LOSSES, ARISING OUT OF OR RELATED TO YOUR USE, OR INABILITY TO USE THE SOFTWARE AND SERVICES, HOWEVER CAUSED, REGARDLESS OF THE THEORY OF LIABILITY (CONTRACT, TORT OR OTHERWISE) AND EVEN IF GLIMPSE LLC HAS BEEN ADVISED OF THE POSSIBILITY OF SUCH DAMAGES. SOME JURISDICTIONS DO NOT ALLOW THE EXCLUSION OR LIMITATION OF LIABILITY FOR PERSONAL INJURY, OR OF INCIDENTAL OR CONSEQUENTIAL DAMAGES, SO THIS LIMITATION MAY NOT APPLY TO YOU.

In no event shall GLIMPSE LLC's total liability to you for all damages (other than as may be required by applicable law in cases involving personal injury) exceed the amount of one hundred dollars (U.S.\$100.00). The foregoing limitations will apply even if the above stated remedy fails of its essential purpose.

**CONTENT DISCLAIMER.** YOU UNDERSTAND THAT BY USING ANY MEDIA SHARING CAPABILITIES OF THIS DEVICE YOU MAY ENCOUNTER CONTENT THAT MAY BE DEEMED OFFENSIVE, INDECENT, OR OBJECTIONABLE, WHICH CONTENT MAY OR MAY NOT BE IDENTIFIED AS HAVING EXPLICIT LANGUAGE OR CONTENT. NEVERTHELESS, YOU AGREE TO USE THIS PRODUCT AT YOUR SOLE RISK AND THAT GLIMPSE LLC SHALL NOT HAVE ANY LIABILITY TO YOU FOR CONTENT THAT MAY BE FOUND TO BE OFFENSIVE, INDECENT, OR OBJECTIONABLE REGARDLESS OF HOW THAT MATERIAL GOT TO THE DEVICE. IN ADDITION, WHILE GLIMPSE LLC ATTEMPTS TO PROVIDE A POSITIVE USER EXPERIENCE, WE CANNOT AND DO NOT WARRANT OR GUARANTEE THAT THE SERVICES WILL ALWAYS BE SECURE OR ERROR-FREE OR THAT THE SERVICES WILL ALWAYS FUNCTION WITHOUT DELAYS, DISRUPTIONS, OR IMPERFECTIONS.

**ALTERNATIVE DISPUTE RESOLUTION.** If a dispute arises, the parties shall use their best efforts to settle the dispute, claim, question, or disagreement first by direct negotiation. If the dispute cannot be settled through direct negotiation within a period of 60 days, the parties agree to try in good faith to settle the dispute by mediation administered by the American Arbitration Association (AAA) under its Mediation Rules located in 120 Broadway, New York, NY 10271 before resorting to binding and final arbitration by the AAA in New York, thereby waiving jury trial and appeal.

#### Arbitration Clause Provisions:

**Arbitration Disclosure.** By using the Skylight Application and Digital Frame you agree that all disputes arising out of or in connection with the present agreement, or the application therefore or any instrument relating thereto, then either you or third parties involved will have the dispute finally resolved by binding arbitration.

**Arbitration Provisions.** Any claim, dispute, or controversy arising from or relating to this Agreement, shall be finally settled and binding under the Rules of Arbitration of the AAA by one arbitrator.

**Documentation.** Each party will, upon written request of the other party, promptly provide the other with copies of all relevant documents. There shall be no other discovery allowed. The arbitration will be based on the submission of documents and there shall be no in-person or oral hearing.

**Setting Proceedings.** The arbitration will be conducted accordance with the AAA in New York.

**Number and Selection of Arbitrators.** One arbitrator chosen by the AAA.

**Costs/Awards.** Judgment upon the arbitral award may be entered in any court having jurisdiction over the parties or their assets. The prevailing party shall be entitled to recover its reasonable costs, including witness costs, and attorney fees as part of any award entered by the arbitrator.

**Procedure.** Except for those procedures specifically set forth herein, the arbitration shall be conducted in accordance with the Rules of Arbitration of the AAA, and New York law.

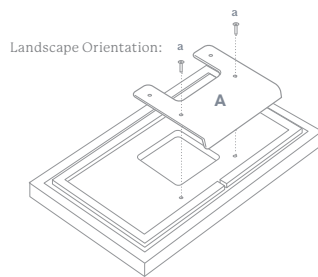
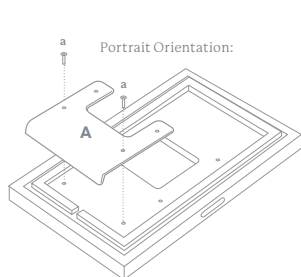
**Acknowledgement.** By using the Skylight Application and Digital Frame you acknowledge that you have carefully read this agreement, and that you understand its terms and consequences.

# Setup Instructions

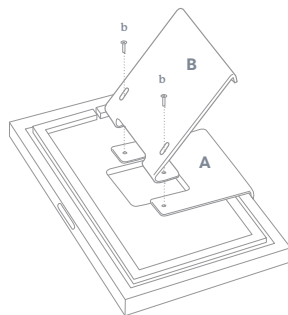
Display your Frame horizontally or vertically and photos will automatically rotate to fit the Frame's orientation. For video instructions, visit [youtube.com/c/SkylightFamily](https://youtube.com/c/SkylightFamily)

## Stand

1. Lay the device face down on a flat surface, and align the holes of base plate (A) with the holes on the back of the device. Use screws (a) to secure.



2. Line the holes of the angled stand (B) up with the smaller holes in the base plate (A). Thread a screwdriver through the stand holes to hand tighten screws (b).



# Need Help?

If you have any questions about how to use or set up your Skylight Frame, please visit our **User Guide** at [skylightframe.com/support](https://skylightframe.com/support). Or contact us at [help@skylightframe.com](mailto:help@skylightframe.com)

Make sure to download the Skylight app to get the most out of your Frame!



Scan to download



## ⚠ WARNING

- **INGESTION HAZARD:** This product contains a button cell or coin battery.
- **DEATH** or serious injury can occur if ingested.
- A swallowed button cell or coin battery can cause **Internal Chemical Burns** in as little as **2 hours**.
- **KEEP** new and used batteries **OUT OF REACH** of **CHILDREN**
- **Seek immediate medical attention** if a battery is suspected to be swallowed or inserted inside any part of the body.



This product contains non-replaceable batteries

a) Remove and immediately recycle or dispose of used batteries according to local regulations and keep away from children. Do NOT dispose of batteries in household trash or incinerate.

b) Even used batteries may cause severe injury or death.

c) Call a local poison control center for treatment information.

d) Battery type (CR1220).

e) Nominal voltage (3.0V).

f) Non-rechargeable batteries are not to be recharged.

g) Do not force discharge, recharge, disassemble, heat above 50° or incinerate. Doing so may result in injury due to venting, leakage or explosion resulting in chemical burns.

#### RF Exposure Statement

This equipment complies with the FCC RF radiation exposure limits set forth for an uncontrolled environment. This equipment should be installed and operated with a minimum distance of 20cm between the radiator and any part of your body. This equipment meets the exemption from the routine evaluation limits in section 2.5 of RSS-102. It should be installed and operated with a minimum distance of 20cm between the radiator and any part of your body.

Cet équipement est conforme à l'exemption des limites d'évaluation habituelle de la section 2.5 de la norme RSS-102. Il doit être installé et utilisé à une distance minimale de 20 cm entre le radiateur et toute partie de votre corps.

#### FCC Warning

This device complies with Part 15 of the FCC Rules. Operation is subject to the following two conditions:

(1) This device may not cause harmful interference, and (2) this device must accept any interference received, including interference that may cause undesired operation.

**NOTE 1:** This equipment has been tested and found to comply with the limits for a Class B digital device, pursuant to part 15 of the FCC Rules. These limits are designed to provide reasonable protection against harmful interference in a residential installation. This equipment generates uses and can radiate radio frequency energy and, if not installed and used in accordance with the instructions, may cause harmful interference to radio communications. However, there is no guarantee that interference will not occur in a particular installation. If this equipment does cause harmful interference to radio or television reception, which can be determined by turning the equipment off and on, the user is encouraged to try to correct the interference by one or more of the following measures:

- Reorient or relocate the receiving antenna.
- Increase the separation between the equipment and receiver.
- Connect the equipment into an outlet on a circuit different from that to which the receiver is connected.
- Consult the dealer or an experienced radio/TV technician for help.

**NOTE 2:** Any changes or modifications to this unit not expressly approved by the party responsible for compliance could void the user's authority to operate the equipment."

#### ISED Warning

This device contains licence-exempt transmitter(s) that comply with Innovation, Science and Economic Development Canada's licence-exempt RSS(s). Operation is subject to the following two conditions:

- (1) This device may not cause interference.
- (2) This device must accept any interference, including interference that may cause undesired operation of the device.

L'émetteur/récepteur exempt de licence contenu dans le présent appareil est conforme aux CNR d'Innovation, Sciences et Développement économique Canada applicables aux appareils radio exempts de licence. L'exploitation est autorisée aux deux conditions suivantes:

1. L'appareil ne doit pas produire de brouillage;
2. L'appareil doit accepter tout brouillage radioélectrique subi, même si le brouillage est susceptible d'en compromettre le fonctionnement.

The device is restricted to indoor use only when operating in the 5150 to 5250 MHz frequency range.

Lorsque l'appareil fonctionne dans la gamme de fréquences de 5150 à 5250 MHz, il est limité à une utilisation en intérieur uniquement.

## Skylight Plus

If you have purchased the **Skylight Plus plan**, all of the Frames under your account can access these premium features:

### Albums

Create, edit, and view photo albums in the app and on your Frame.

### Videos

Send videos to your Frame via email, mobile app, or Skylight Web ([app.ourskylight.com](http://app.ourskylight.com)). Video sound can be enabled on your Frame.

### Captions

Send photos and videos with captions using the app or Skylight Web.

### Remote Settings

Control your Frame settings remotely through the mobile app.

### In-App Slideshow

View your slideshow on any mobile device or tablet.

**Skylight Plus** can also be purchased in-app or on our website. For a complete list of up-to-date Plus features or to buy Plus, visit [www.skylightframe.com/plus](http://www.skylightframe.com/plus).

# Settings

Tap the screen to see the Settings Bar. From here, you can access:

- **Delete:** Remove photos from your Frame
- **Rotate:** Rotate photos on your Frame
- **Pause:** Pause on your favorite photos
- **Albums:** View and manage your albums (Plus feature)
- **Gallery:** View all of your photos and albums

## Advanced Features

Change the slideshow speed or shuffle your photos.

## How It Works

Check your Skylight email address, check your WiFi status, or reset your WiFi.

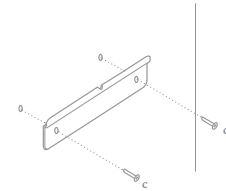
## Sleep Mode

Ensure your Skylight screen goes to sleep at the same time each night and wakes up at the same time each morning.

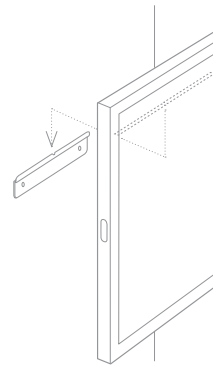
*You can manually enter sleep mode or create an automated sleep schedule for your Frame.*

# Wall Mount

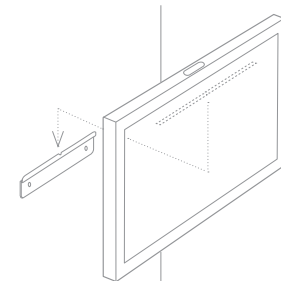
1. Attach the mount to the wall using the provided anchors and matching screws (c), with the pleat facing towards you.
2. Align the pleat with the grooves located at the back of the device, near the top, and hook the device on.



Portrait Orientation:



Landscape Orientation:



# Getting Started

1. **Plug the power adapter into an outlet**  
Plug the round end of the cord into the port on the back of your Frame marked 'Power'.
2. **Download the Skylight app** (*not required*)  
Search "Skylight App" in your app store or scan the QR code below. With the app, you can view and send photos to your Frame, like and comment on photos, and more.



Scan to  
download

# Connect to WiFi

1. **Select your network**  
A list of available WiFi networks will appear on the right side of the screen. Tap to choose your network from the list. Swipe up if the list is long. If your network does not appear, wait for 30 seconds and check once more.
2. **Enter your password**  
If your WiFi requires a password, a prompt will appear. Type in your password using the onscreen keyboard.

# Activate

1. **Create your Frame's email address**  
Download the app or visit [ourskylight.com/finalstep](https://ourskylight.com/finalstep) to make an account and activate your Frame. Make sure you select "Frame" for device type.
2. **Use your code**  
Once you have created your Frame's email address, our system will give you a 6-digit code. Enter this code on your Frame using the on-screen keyboard.
3. **Configure Settings**  
Access your Frame's settings by tapping on the gear icon to find your device's email address and configure your device.

# Share

## Invite Others

Share your Frame's unique email address with the whole family, or invite them to send directly from the app. The more people you invite, the more photos you'll get!

## Send Photos

Share photos via email (as attachments) or upload from the app. The subject and contents of an email don't matter - Skylight just grabs attachments.

## Rotate

Your photos will automatically rotate to accommodate your Frame's displayed orientation. You can also rotate photos by tapping the screen and selecting rotate from the menu bar.