

## ANNEX A TEST SETUP PHOTOS


### **PHOTO 1**

Conducted Emission




### **PHOTO 2**

Radiated Emission  
(Below 1GHz)




**PHOTO 3**

Radiated Emission  
(Above 1GHz)



**PHOTO 4**

Radiated Emission  
(9kHz to 30MHz)



--- End ---