




WCDMA & LTE Conducted




Radiated Spurious Emission




Below 30MHz



Below 1GHz



Above 1GHz



Above 18GHz