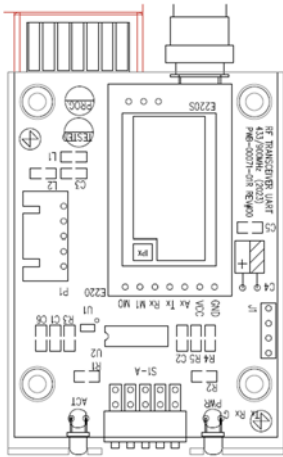


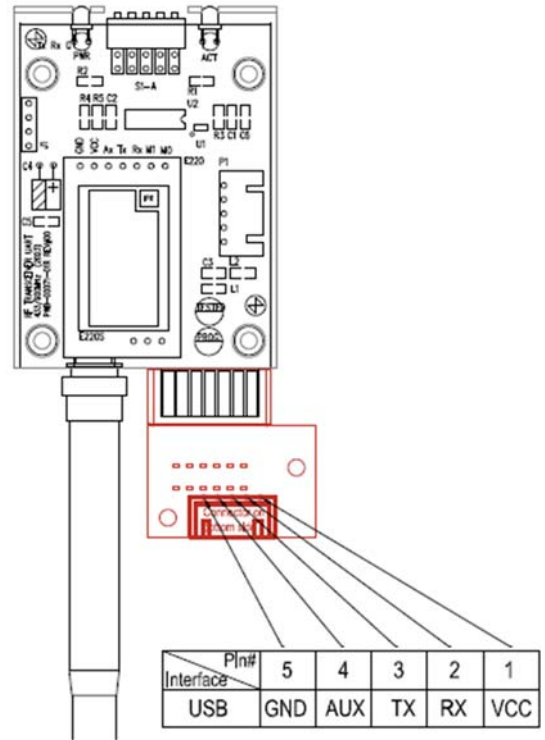
AZ433 Wireless Transceivers

Operation Manual and User Guide

Interface & Connection

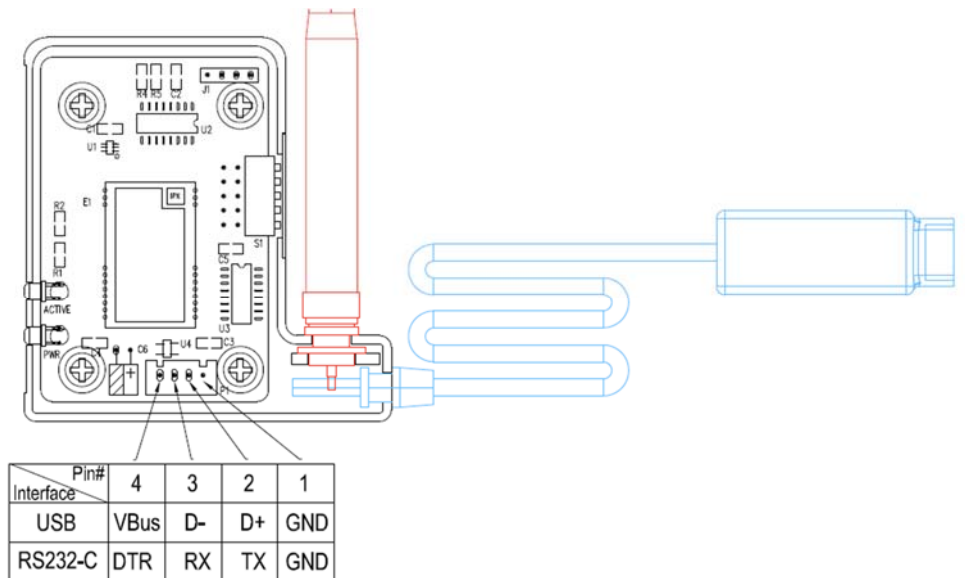
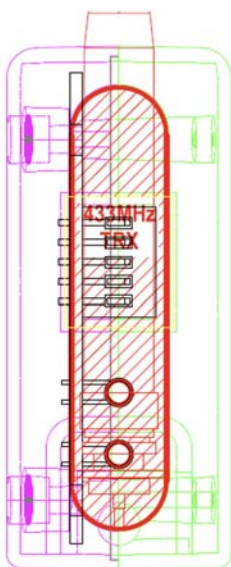


AZ433-UART



AZ433-UART interface & connection

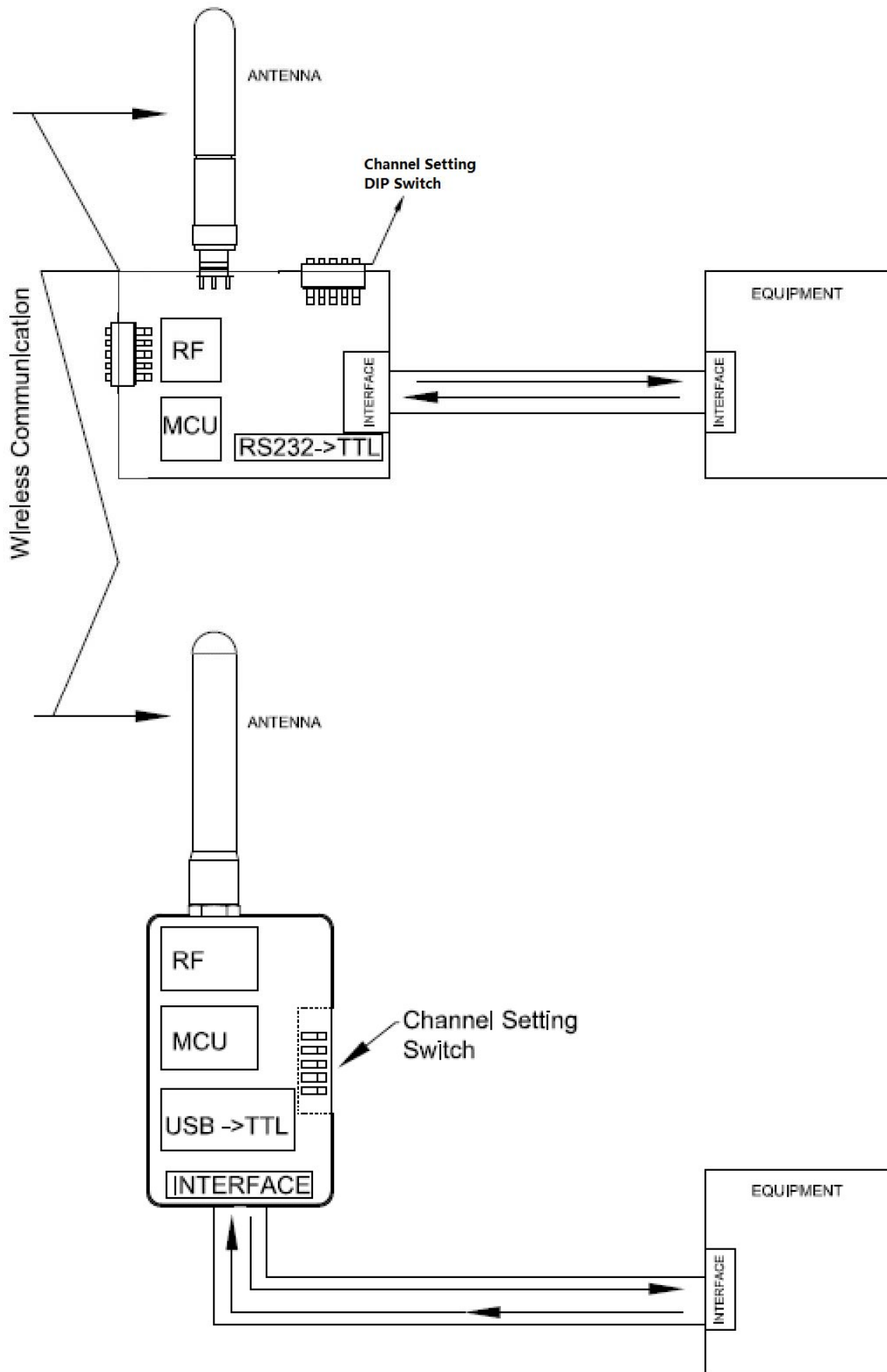
Figure 1.



AZ433-USB

AZ433-USB interface & connection
Figure 2.

Application:



Technical Specifications:

RF Channels (MHz)	424.125, 425.125, 426.125, 427.125 428.125, 429.125, 430.125, 431.125
Modulation Mode	GFSK
Baud Rate	9600bps
Interface Data Format	USB, UART ,8E1/8N1 data format
Power Supply	DC 3.6V---5V
Overall Dimensions	USB: 65 x 68 x 30 mm UART: 74 x 45 x 12 mm

There is a channel setting switch as shown in Figure 2 and Figure 4, defined as A1, A2, A3, A4 and A5 respectively, where A1~A3 is for channel setting and A4-A5 is for RF transmission Power Setting.

Switch Channel	A1	A2	A3	Frequency	A4	A5	RF Power
1	0	0	0	424.125Mhz	0	0	
2	1	0	0	425.125Mhz	1	0	
3	0	1	0	426.125Mhz	0	1	
4	1	1	0	427.125Mhz	1	1	
5	0	0	1	428.125Mhz			
6	1	0	1	429.125Mhz			
7	0	1	1	430.125Mhz			
8	1	1	1	431.125Mhz			
Highlighted default setting							

FCC Notices

1. The manufacturer is not responsible for any radio or TV Interference caused by unauthorized modifications to this equipment. Such modifications could void the user's authority to operate the equipment.
2. This device complies with Part 15 of the FCC Rules. (1) This device may not cause harmful interference, and (2) this device must accept any interference received, including interference that may cause undesired operation.

NOTE: This equipment has been tested and found to comply with the limits for a Class B digital device, pursuant to part 15 of the FCC Rules. These limits are designed to provide reasonable protection against harmful interference in a residential installation. This equipment generates, uses and can radiate radio frequency energy and, if not installed and used in accordance with the instructions, may cause harmful interference to radio communications. However, there is no guarantee that interference will not occur in a particular installation. If this equipment does cause harmful interference to radio or television reception, which can be determined by turning the equipment off and on, the user is encouraged to try to correct the interference by one or more of the following measures:

- Reorient or relocate the receiving antenna.
- Increase the separation between the equipment and receiver.
- Connect the equipment into an outlet on a circuit different from that to which the receiver is connected.
- Consult the dealer or an experienced radio/TV technician for help.

This equipment complies with FCC RF radiation exposure limits set forth for an uncontrolled environment. This equipment should be installed and operated with a minimum distance of 20 centimeters between the radiator and your body.