



SPECIFICATION FOR APPROVAL

承認書

Customer Name	顺盟
Product name	WIFI 天线/14. 4*3. 1mm/异形/杨跃/ROHS
Product number	332-200000063
Prepared By	Tony-Men
Checked By	
Approved By	
Apply Date	2023 年 11 月 26 日

CUSTOMER SIGNATURE		
Prepared By	Checked By	Approved By

PLEASE RETURN TO US ONE COPY OF "SPECIFICATION FOR APPROVAL" WITH YOUR APPROVED SIGNATURES.

深圳市扬跃电子通信科技有限公司

Shenzhen Yangyue Electronic Communication Technology Co., Ltd.

频率范围 Frequency range	2400 ~ 2500 MHz
增益 Gain	1.5dBi@2400 ~ 2500 MHz
驻波比系数 VSWR	<2.0@2400 ~ 2500 MHz
输入阻抗 Input Impedance	50±5 (Ω)
极化方式 Polarization	垂直极化 Vertical Polarization
半功率波束 (3dB) HPW	180° H-plane 120° E-plane

深圳市扬跃电子通信科技有限公司

Shenzhen Yangyue Electronic Communication Technology Co., Ltd.

Revision History

Date	Revision	Description of Changes
2023-11-26	RA	Measured with 2.4GHz

1 Technical Summary

This report summarizes the electrical results of the proposed antenna to support the 2.4GHz/5.8GHZ antenna program. We test the antenna with the latest version handset. And it seems to be acceptable.

2 General Description

2.1 Components/Part revisions

VSWR: Voltage Standing Wave Rate.

3 Mechanical Description

4 Electrical Performance

4.1 Set-up

4.1.1 VSWR

VSWR measurements (S11) were performed using an Agilent 8753D Network Analyzer and the previously described test fixture. Coaxial chokes were used to mitigate surface currents on the outside of the cabling. The testing was performed in free space.

4.1.2 Gain & Radiation Patterns

The gain of the antenna was measured in the Lxc's anechoic chamber. Coaxial chokes on the feed cable were used to mitigate surface currents. The chamber provides less than -30 dB reflectivity from 300 MHz through 6 GHz and an 18" diameter spherical quiet zone. The measurement results are calibrated using both dipole and leaky wave horn standards.

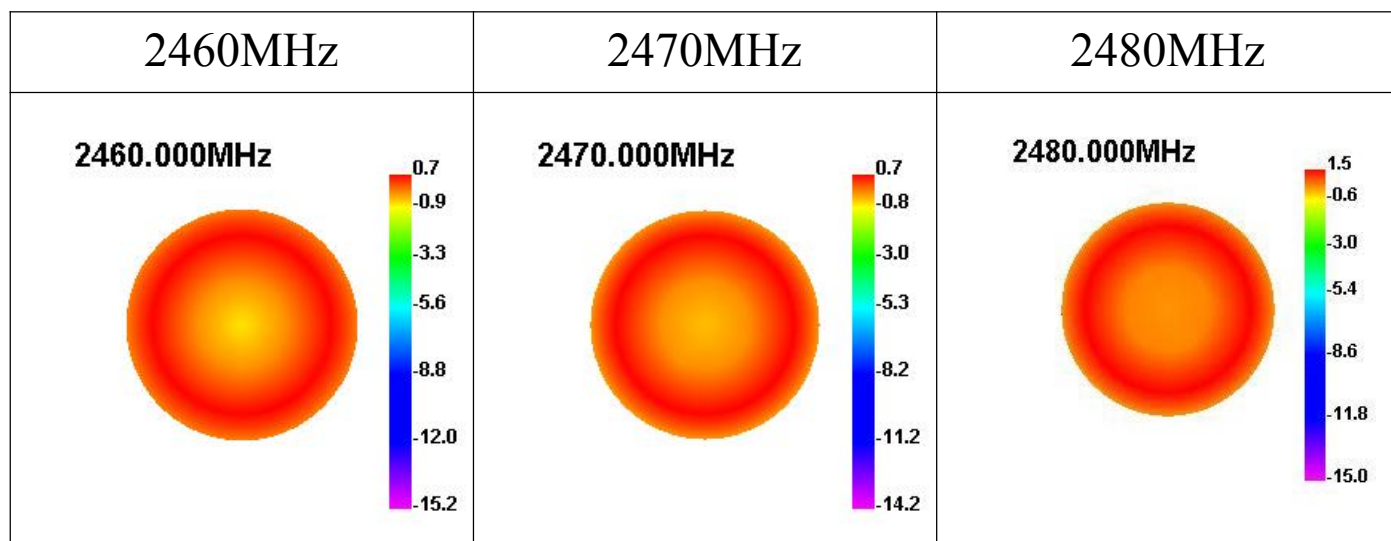
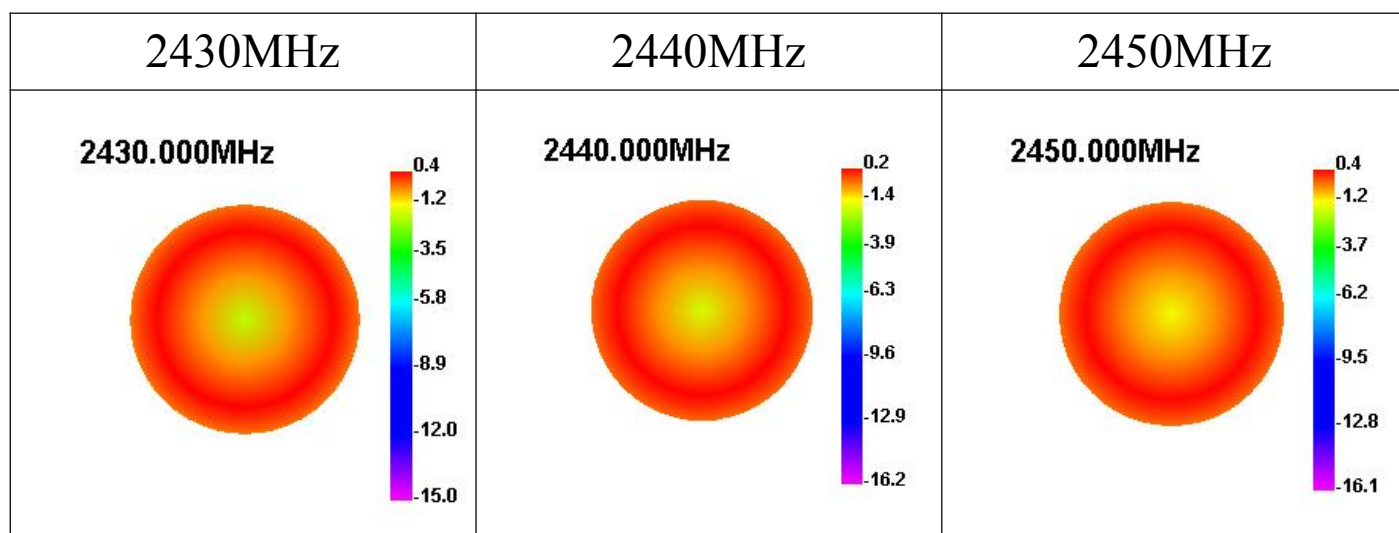
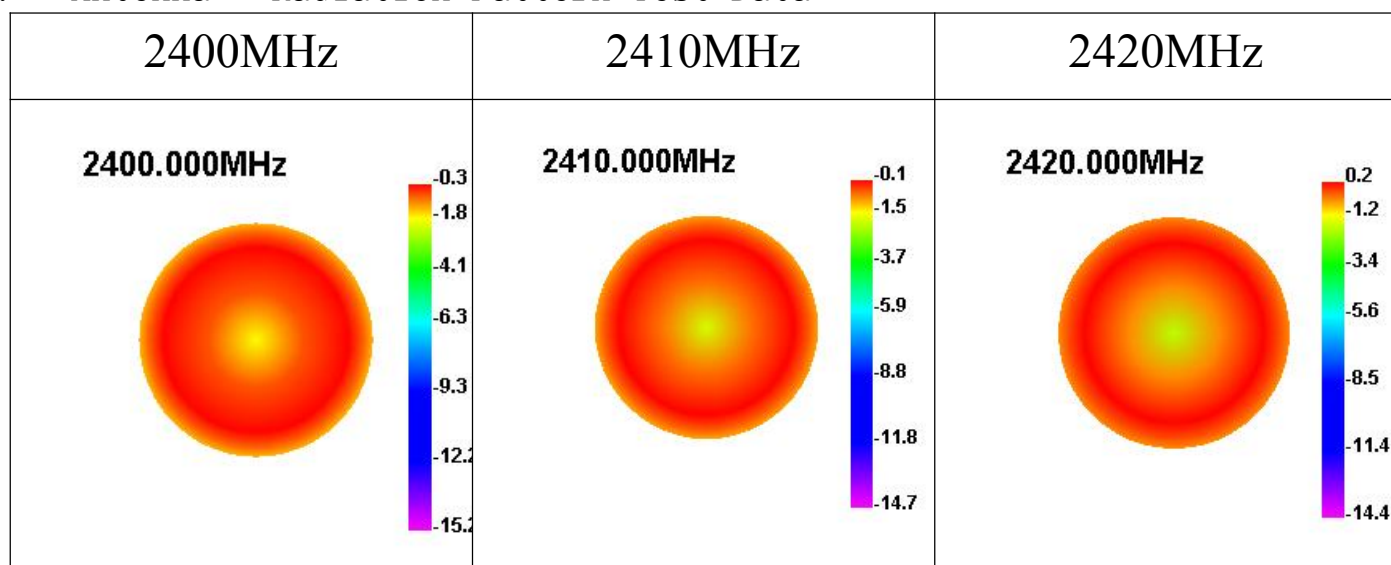
4.1.3 Matching Circuit Description

No changed..

深圳市扬跃电子通信科技有限公司

Shenzhen Yangyue Electronic Communication Technology Co., Ltd.

5. Antenna - Radiation Pattern Test Data

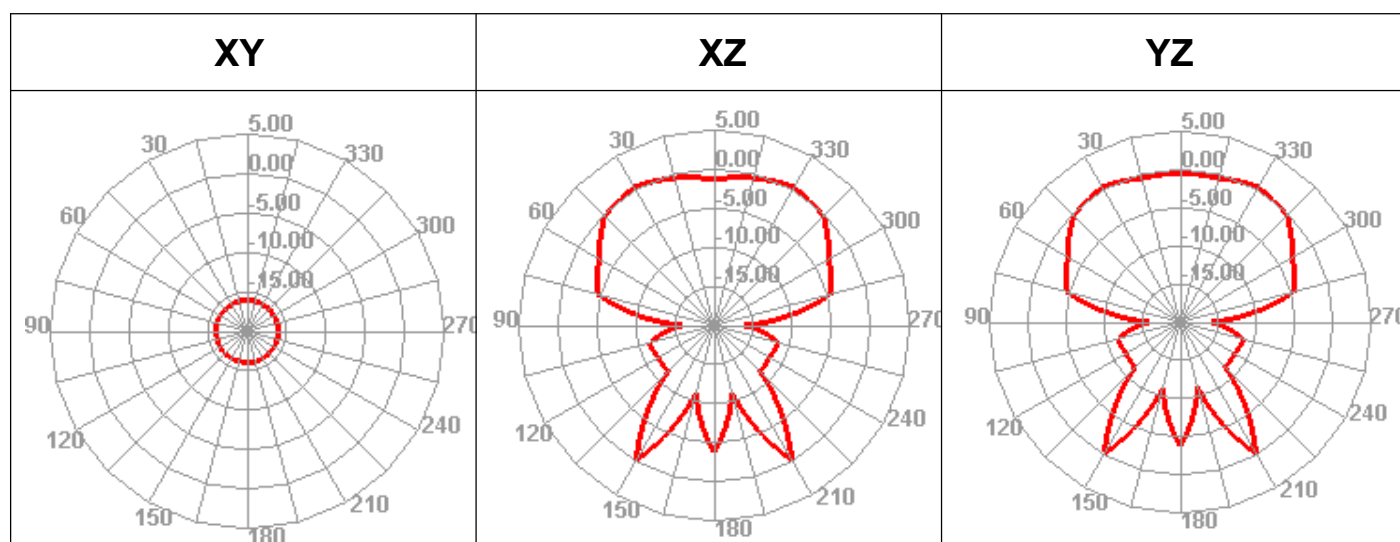


Shenzhen Yangyue Electronic Communication Technology Co., Ltd

地址: 东莞市虎门镇大宁社区浦江路2号创富赢家产业园A栋6楼

深圳市扬跃电子通信科技有限公司

Shenzhen Yangyue Electronic Communication Technology Co., Ltd.



Freq	(MHz)	2400	2410	2420	2430	2440	2450	2460	2470	2480
Effi	(%)	32.88	34.15	36.14	36.87	35.84	38.03	40.8	40.59	42.68
Gain	(dBi)	-0.34	-0.08	0.25	0.35	0.21	0.44	0.73	0.72	1.5

6.Mechanical drawing

