

FCC RF EXPOSURE REPORT

FCC ID: 2BDWL2417321

Report No. : BTL-FCCP-7-2303E003
Equipment : TELUS SmartHome+ Hub
Brand Name : TELUS
Test Model : HUF
Series Model : N/A
Applicant : TELUS Communications Inc.
Address : 7th Floor, 510 West Georgia Street, Vancouver, BC, V6B0M3 Canada

Radio Function : Bluetooth Low Energy (5.1), WLAN 2.4 GHz, Zigbee,
 RLAN 5 GHz (U-NII 1, U-NII 2A, U-NII 2C, U-NII 3),
 Z-wave

FCC Rule Part(s) : FCC Guidelines for Human Exposure IEEE C95.1 & KDB 447498 D04

Date of Receipt : 2024/3/5
Date of Test : 2024/3/5 ~ 2024/11/8
Issued Date : 2025/2/11

The above equipment has been tested and found in compliance with the requirement of the above standards by BTL Inc.



Prepared by : _____
 Poken Huang, Engineer



Approved by : _____
 Peter Chen, Supervisor



BTL Inc.

No.18, Ln. 171, Sec. 2, Jiuzong Rd., Neihu Dist., Taipei City 114, Taiwan

Tel: +886-2-2657-3299 Fax: +886-2-2657-3331 Web: www.newbtl.com Service mail: btl_qa@newbtl.com

REPORT ISSUED HISTORY

Report No.	Version	Description	Issued Date	Note
BTL-FCCP-7-2303E003	R00	Original Report.	2024/7/24	Invalid
BTL-FCCP-7-2303E003	R01	Modified the comments.	2024/10/17	Invalid
BTL-FCCP-7-2303E003	R02	Modified the comments.	2024/10/18	Invalid
BTL-FCCP-7-2303E003	R03	Modified the Z-wave power.	2025/1/23	Invalid
BTL-FCCP-7-2303E003	R04	Modified the comments.	2024/10/17	Valid

1. LIMITS

According to § 1.1310 Radiofrequency radiation exposure limits.

- (a) Specific absorption rate (SAR) shall be used to evaluate the environmental impact of human exposure to radiofrequency (RF) radiation as specified in § 1.1307(b) of this part within the frequency range of 100 kHz to 6 GHz (inclusive).
- (b) The SAR limits for occupational/controlled exposure are 0.4 W/kg, as averaged over the whole body, and a peak spatial-average SAR of 8 W/kg, averaged over any 1 gram of tissue (defined as a tissue volume in the shape of a cube). Exceptions are the parts of the human body treated as extremities, such as hands, wrists, feet, ankles, and pinnae, where the peak spatial-average SAR limit for occupational/controlled exposure is 20 W/kg, averaged over any 10 grams of tissue (defined as a tissue volume in the shape of a cube). Exposure may be averaged over a time period not to exceed 6 minutes to determine compliance with occupational/controlled SAR limits.
- (c) The SAR limits for general population/uncontrolled exposure are 0.08 W/kg, as averaged over the whole body, and a peak spatial-average SAR of 1.6 W/kg, averaged over any 1 gram of tissue (defined as a tissue volume in the shape of a cube). Exceptions are the parts of the human body treated as extremities, such as hands, wrists, feet, ankles, and pinnae, where the peak spatial-average SAR limit is 4 W/kg, averaged over any 10 grams of tissue (defined as a tissue volume in the shape of a cube). Exposure may be averaged over a time period not to exceed 30 minutes to determine compliance with general population/uncontrolled SAR limits.
- (e) Limits for Maximum Permissible Exposure (MPE) to radiofrequency electromagnetic fields (Table 1).

Frequency range (MHz)	Electric field strength (V/m)	Magnetic field strength (A/m)	Power density (mW/cm ²)	Averaging time (minutes)
(i) Limits for Occupational/Controlled Exposure				
0.3-3.0	614	1.63	*(100)	≤6
3.0-30	1842/f	4.89/f	*(900/f ²)	<6
30-300	61.4	0.163	1.0	<6
300-1.500			f/300	<6
1.500-100.000			5	<6
(ii) Limits for General Population/Uncontrolled Exposure				
0.3-1.34	614	1.63	*(100)	<30
1.34-30	824/f	2.19/f	*(180/f ²)	<30
30-300	27.5	0.073	0.2	<30
300-1.500			f/1500	<30
1.500-100.000			1.0	<30

f = frequency in MHz. * = Plane-wave equivalent power density.

2. APPLIED EXEMPTION CRITERIA

Refer to KDB 447498 D04, ticked item is applied:

For RF Exposure Test Exemptions for Single Source:

☒ 1-mW Test Exemption

Per § 1.1307(b)(3)(i)(A), a single RF source is exempt RF device (from the requirement to show data demonstrating compliance to RF exposure limits, as previously mentioned) if the available maximum time-averaged power is no more than 1 mW, regardless of separation distance. This exemption applies to all operating configurations and exposure conditions, for the frequency range 100 kHz to 100 GHz, regardless of fixed, mobile, or portable device exposure conditions. This is a standalone exemption, and it cannot be applied in conjunction with any other test exemption.

☐ SAR-Based Exemption

A more comprehensive exemption, considering a variable power threshold that depends on both the separation distance and power, is provided in § 1.1307(b)(3)(i)(B). This exemption is applicable to the frequency range between 300 MHz and 6 GHz, with test separation distances between 0.5 cm and 40 cm, and for all RF sources in fixed, mobile, and portable device exposure conditions. Accordingly, a RF source is considered an RF exempt device if its available maximum time-averaged (matched conducted) power or its effective radiated power (ERP), whichever is greater, are below a specified threshold. This exemption threshold was derived based on general population 1-g SAR requirements and is detailed in Appendix C.

§ 1.1307(b)(3)(i)(B):

Or the available maximum time-averaged power or effective radiated power (ERP), whichever is greater, is less than or equal to the threshold P_{th} (mW) described in the following formula. This method shall only be used at separation distances (cm) from 0.5 centimeters to 40 centimeters and at frequencies from 0.3 GHz to 6 GHz (inclusive). P_{th} is given by:

$$P_{th} \text{ (mW)} = \begin{cases} ERP_{20 \text{ cm}} (d/20 \text{ cm})^x & d \leq 20 \text{ cm} \\ ERP_{20 \text{ cm}} & 20 \text{ cm} < d \leq 40 \text{ cm} \end{cases}$$

Where

$$x = -\log_{10} \left(\frac{60}{ERP_{20 \text{ cm}} \sqrt{f}} \right) \text{ and } f \text{ is in GHz;}$$

and

$$ERP_{20 \text{ cm}} \text{ (mW)} = \begin{cases} 2040f & 0.3 \text{ GHz} \leq f < 1.5 \text{ GHz} \\ 3060 & 1.5 \text{ GHz} \leq f \leq 6 \text{ GHz} \end{cases}$$

d = the separation distance (cm);

☐ **MPE-Based Exemption**

An alternative to the SAR-based exemption is provided in § 1.1307(b)(3)(i)(C), for a much wider frequency range, from 300 kHz to 100 GHz, applicable for separation distances greater or equal to $\lambda/2\pi$, where λ is the free-space operating wavelength in meters. The MPE-based test exemption condition is in terms of ERP, defined as the product of the maximum antenna gain and the delivered maximum time-averaged power.¹⁰ For this case, a RF source is an RF exempt device if its ERP (watts) is no more than a frequency-dependent value, as detailed tabular form in Appendix B. These limits have been derived based on the basic specifications on Maximum Permissible Exposure (MPE) considered for the FCC rules in § 1.1310(e)(1).

§ 1.1307(b)(3)(i)(C):

Or using Table 1 and the minimum separation distance (R in meters) from the body of a nearby person for the frequency (f in MHz) at which the source operates, the ERP (watts) is no more than the calculated value prescribed for that frequency. For the exemption in Table 1 to apply, R must be at least $\lambda/2\pi$, where λ is the free-space operating wavelength in meters. If the ERP of a single RF source is not easily obtained, then the available maximum time-averaged power may be used in lieu of ERP if the physical dimensions of the radiating structure(s) do not exceed the electrical length of $\lambda/4$ or if the antenna gain is less than that of a half-wave dipole (1.64 linear value).

RF Source frequency (MHz)	Threshold ERP (watts)
0.3-1.34	$1920 R^2$.
1.34-30	$3450 R^2/f^2$.
30-300	$3.83 R^2$.
300-1500	$0.0128 R^2 f$.
1500-100000	$19.2 R^2$.

For RF Exposure Test Exemptions for Simultaneous Transmission Sources

☒ **1-mW Test Exemption for Multiple Sources**

As discussed in § 1.1307(b)(3)(ii)(A), the 1-mW exemption intended for single transmitters may be also applied to simultaneous transmission conditions, within the same host device, according one of the following criteria:

When maximum available power each individual transmitting antenna within the same time averaging period is ≤ 1 mW, and the nearest parts of the antenna structures of the simultaneously operating transmitters are separated by at least 2 cm.

When the aggregate maximum available power of all transmitting antennas is ≤ 1 mW in the same time-averaging period.

This exemption may not be combined with any other exemption.

☐ **Simultaneous Transmission with both SAR-based and MPE-Based Test Exemptions**

This case is described in detail in § 1.1307(b)(3)(ii)(B) and covers the situations where both SAR-based and MPE-based exemption may be considered for test exemption in fixed, mobile, or portable device exposure conditions. For these cases, a device with multiple RF sources transmitting simultaneously will be considered an RF exempt device if the condition of Formula (1) is satisfied.

$$\sum_{i=1}^a \frac{P_i}{P_{th,i}} + \sum_{j=1}^b \frac{ERP_j}{ERP_{th,j}} + \sum_{k=1}^c \frac{Evaluated_k}{Exposure Limit_k} \leq 1 \quad (1)$$

Where:

a	number of fixed, mobile, or portable RF sources claiming exemption using the § 1.1307(b)(3)(i)(B) formula for P_{th} , including existing exempt transmitters and those being added.
b	number of fixed, mobile, or portable RF sources claiming exemption using the applicable § 1.1307(b)(3)(i)(C) Table 1 formula for Threshold ERP, including existing exempt transmitters and those being added.
c	number of existing fixed, mobile, or portable RF sources with known evaluation for the specified minimum distance.
P_i	the available maximum time-averaged power or the ERP, whichever is greater, for fixed, mobile, or portable RF source i at a distance between 0.5 cm and 40 cm (inclusive).
$P_{th,i}$	the exemption threshold power (P_{th}) according to the § 1.1307(b)(3)(i)(B) formula for fixed, mobile, or portable RF source i .
ERP_j	the available maximum time-averaged power or the ERP, whichever is greater, of fixed, mobile, or portable RF source j .
$ERP_{th,j}$	exemption threshold ERP for fixed, mobile, or portable RF source j , at a distance of at least $\lambda/2\pi$, according to the applicable § 1.1307(b)(3)(i)(C) Table 1 formula at the location in question.
$Evaluated_k$	the maximum reported SAR or MPE of fixed, mobile, or portable RF source k either in the device or at the transmitter site from an existing evaluation.
$Exposure Limit_k$	either the general population/uncontrolled maximum permissible exposure (MPE) or specific absorption rate (SAR) limit for each fixed, mobile, or portable sources, as applicable

The sum of the ratios of the applicable terms for SAR-based, MPE-based and measured SAR or MPE shall be less than 1, to determine simultaneous transmission exposure compliance.

3. EVALUATION FACILITY:

The test locations stated below are under the TAF Accreditation Number 0659.

The test location(s) used to collect the test data in this report are:


No. 72, Ln. 169, Sec. 2, Datong Rd., Xizhi Dist., New Taipei City 221, Taiwan

No. 68-1, Ln. 169, Sec. 2, Datong Rd., Xizhi Dist., New Taipei City 221, Taiwan

(FCC DN: TW0659)

4. TABLE FOR FILED ANTENNA



For Z-wave/Zigbee/LE:

Antenna	Brand	Model Name	Antenna Type	Connector	Gain (dBi)
1		N/A	PIFA	N/A	2.74

Note:

- 1) The above Antenna information are derived from the antenna data sheet provided by manufacturer and for more detailed features description, please refer to the manufacturer's specifications, the laboratory shall not be held responsible.



For 2.4GHz:

Antenna	Brand	Model Name	Antenna Type	Connector	Gain (dBi)
1		N/A	PIFA	N/A	3.45
2		N/A	PIFA	N/A	3.74

Note:

- 1) This EUT supports CDD, and all antenna gains are not equal, so Directional gain= $10\log[(10^{G1/20} + 10^{G2/20} + \dots + 10^{GN/20})^2/N]$ dBi, that is Directional gain= $10\log[(10^{3.45/20} + 10^{3.74/20})^2/2]$ dBi = 6.61.
- 2) Ant.1 refers to Main Antenna, Ant.2 refers to Aux Antenna.
- 3) The above Antenna information are derived from the antenna data sheet provided by manufacturer and for more detailed features description, please refer to the manufacturer's specifications, the laboratory shall not be held responsible.

For 5GHz:

Antenna	Brand	Model Name	Antenna Type	Connector	Gain (dBi)
1		N/A	PIFA	N/A	3.86
2		N/A	PIFA	N/A	3.94

Note:

- 1) This EUT supports CDD, and all antenna gains are not equal, so the Directional Gain = maximum antenna gain is 3.94 dBi < 6 dBi, Thus, the limits of Output Power should not be reduced.
For the power spectral density, the directional gain=3.94 + 3.01dBi = 6.95.
Ant.1 refers to Main Antenna, Ant.2 refers to Aux Antenna.
- 2) The above Antenna information are derived from the antenna data sheet provided by manufacturer and for more detailed features description, please refer to the manufacturer's specifications, the laboratory shall not be held responsible.

5. MAXIMUM RF OUTPUT POWER

Mode	Maximum Output Power (dBm)
Z-wave(912 MHz ~ 920 MHz)	12.74
Z-wave(908.40 MHz ~ 916 MHz)	-1.86
Zigbee	15.36
BLE	6.82
WLAN 2.4GHz	16.10
RLAN 5GHz	14.70

6. CALCULATION RESULTS

Operation Mode	Minimum Frequency (MHz)	Maximum Output Power (dBm)	Directional Gain (dBi)	ERP (dBm)	ERP (mW)	Distance (cm)	Threshold ERP Limit (mW)	Ratio	Result
Z-wave (912 MHz ~ 920 MHz)	912	12.74	2.74	13.33	21.53	20.00	452.35	0.0476	Pass
Z-wave (908.40 MHz ~ 916 MHz)	908.4	-1.86	2.74	-1.27	0.75	20.00	450.57	0.0017	Pass
Zigbee	2405.00	15.36	2.74	15.95	39.36	20.00	768.00	0.0513	Pass
BLE	2440.00	6.82	2.74	7.41	5.51	20.00	768.00	0.0072	Pass
WLAN 2.4 GHz	2437.00	16.10	6.61	20.56	113.76	20.00	768.00	0.1481	Pass
RLAN 5 GHz	5180.00	14.70	3.94	16.49	44.57	20.00	768.00	0.0580	Pass

Note:

- (1) The lowest operating frequency is applied to get the severe limit.
- (2) The calculation result is below exemption criteria and/or MPE Threshold ERP limits, therefore the device is compliant FCC RF exposure requirements.

7. COLLOCATED SIMULTANEOUS TRANSMISSION CALCULATIONS

Maximum Zigbee Ratio	Maximum WIFI MPE Ratio
0.0513	0.1481
$\Sigma(\text{All MPE Ratios})$	
0.1994	
Limit	
≤ 1.0	

The sum of the simultaneous transmission results has not over Limit, which is in compliance.

End of Test Report