尺寸：77x120mm　材质：超感米100g　工艺：四色双面印刷　折页方式：骑马订

英语

ProtoArc

EM01 NL

User Manual

Ergonomic Wireless Trackball Mouse

www.protoarc.com
Email: support@protoarc.com
UK: support-uk@protoarc.com
Office Hours: 9am-5pm, 2pm-7pm (Eastern Time)
Monday-Friday, 10am-1pm, 2pm-7pm (Eastern Time)
Closed during Holidays

2024V1

Contents

English 01-11
Deutsch 12-20
Français 21-29
Italiano 30-38
Español 39-47
日本語 48-56

Product Features

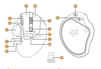

DPI +/- Button

The factory default DPI value is 800, press the DPI + or DPI - button to adjust.

Charge flash of the red indicator light corresponds to 2400cpi and the blue indicator light corresponds to 1600cpi. Red flashes indicate 1200, and Five flashes indicate 1600.

Adjustable mouse grip angle

2.4G USB Connection

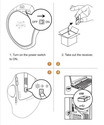

1. Turn on the power switch to ON.
2. Take out the receiver.
3. Press the channel switch button (2.4 / 2) Bluetooth channel and the 2.4G channel to pair.
Press and hold the channel switch button for 3 seconds until the white light flashes, indicating that the receiver enters the Bluetooth pairing mode.
4. Insert the USB receiver into your computer's USB port.

Bluetooth Connection

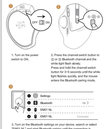

1. Turn on the power switch to ON.
2. Press the channel switch button (2.4 / 2) Bluetooth channel and the 2.4G channel to pair.
Press and hold the channel switch button for 3 seconds until the white light flashes, indicating that the receiver enters the Bluetooth pairing mode.

3. Turn on the Bluetooth settings on your device, search or select "EM01 NL" and start Bluetooth pairing until the connection is completed.

Charging Guide

1. When the battery is low, the charging indicator light will flash red until it is full.
2. Insert the Type-C charging cable into the mouse, and the red light will remain on while charging.
3. The battery is fully charged in 3.5-5 hours and the indicator light turns off when fully charged.

Switch Connection Channel

After BT1, BT2 and 2.4G USB channel is connected, press the channel switch button on the top of the mouse to switch between multiple devices.

Press the channel switch button on the top of the mouse to switch between 3 devices.

Data Parameters

Basic parameter:
Sensor Technology: Optical
Lithium Battery Capacity: 800mAh
Product Size: 120*77*40mm
Click life: 3 million
Product Weight: 107.5 ±5g
Weight: 5.7oz (162g)

Bluetooth transmission parameters:
Bluetooth Version: 5.0
Working Voltage: 3.7V
Working current: 4mA
Standby current: 0.3mA
System requirement:
Windows 7 and above
Windows 8, Windows 10 or higher version
iOS 13.4.1 or higher version
Android 5.0 or higher version
iOS system: IOS 9.3.5 and above
Wireless transmission parameters:
Transmission distance: 10M
Working Voltage: 3.7V
Working current: 10mA
Receiver size: 20mm
Receiver weight: 2.5g
An available USB port
Windows 7 and above, Mac OS X10.4 or higher version
Mac OS 11.15 or higher version

Packing List

- 1 x Wireless Mouse
- 1 x USB Receiver
- 1 x Type-C Charging Cable
- 1 x User Manual

Safety Warning

IMPORTANT: To reduce risk of fire, electric shock, or injury, follow these safety precautions:

⚠ Charging Safety: Use only the provided cable. Charge in a well-ventilated, dry area away from inflammable materials.

⚠ Battery Handling: Do not attempt to replace the item's lithium battery. Battery replacement must be carried out by qualified personnel to prevent hazards.

⚠ Heat Exposure: Avoid leaving the item in high-temperature environments or in direct sunlight, which could result in a fire hazard.

⚠ Water Exposure: Keep the item away from water and liquids. Do not use it underwater or in wet conditions.

⚠ Storage and Leakage: Cease usage and consult customer service if the item is damaged or the battery leaks.

⚠ Correct Disposal: Follow local regulations for disposing of electronic devices and batteries. Do not dispose of with household waste.

⚠ Radio Frequency Interference: This device may cause interference with nearby electronic devices. Maintain a safe distance if issues arise.

⚠ Child Safety: Keep the item and its components out of reach of children to avoid choking or battery ingestion hazards. Never allow children to handle the item unsupervised.

CAUTION: Non-compliance with the above warnings can lead to serious injuries or damage.

For further assistance or information, please contact our customer service.

Emergency Contact: +1 888-297-6158 (United States)

FCC STATEMENT

This device complies with Part 15 of the FCC Rules. Operation is subject to the following two conditions:
This device may not cause harmful interference, and This device must accept any interference received, including interference that may cause undesired operation.
Any changes or modifications not expressly approved by the party responsible for compliance could void the user's authority to operate the equipment.
NOTE: This equipment has been tested and found to comply with the limits for a Class B digital device, pursuant to Part 15 of the FCC Rules. These limits are designed to provide reasonable protection against harmful interference in a residential installation. This equipment generates uses and can radiate radio frequency energy and, if not installed and used in accordance with the instructions, may cause harmful interference to radio communications. However, there is no guarantee that interference will not occur in a particular installation. If this equipment does cause harmful interference to radio or television reception, which can be determined by turning the equipment off and on, the user is encouraged to try to correct the interference by one or more of the following measures:
Reorient or relocate the receiving antenna.
Increase the separation between the equipment and receiver.
Connect the equipment into an outlet on a circuit different from that to which the receiver is connected.
Consult the dealer or an experienced radio/TV technician for help.
RF warning statement:
The device has been evaluated to meet general RF exposure requirement. The device can be used in portable exposure condition without restriction.

EU Declaration of Conformity

Product Name:	Ergonomic Wireless Trackball Mouse
Model:	EM01 NL
Brand:	ProtoArc
Year:	2024
Manufacturer:	Shenzhen Zhiyuan Electronics Technology Co., Ltd
Manufacturer Email:	sales@zhiyuanmouse.com
Address:	Floor 2, Building 2, Zhongxin Industrial Park, Shangjiu Road, Shiyan Street, Bao'an District, Shenzhen, Guangdong, China, 518108
European representative:	Name: Shenzhen Zhiyuan Electronics Technology Co., Ltd Address: Floor 2, Building 2, Zhongxin Industrial Park, Shangjiu Road, Shiyan Street, Bao'an District, Shenzhen, Guangdong, China, 518108 Email: sales@zhiyuanmouse.com

It is our sole responsibility to declare that the above product is in conformity with Directive 2014/53/EU (RED) and 2011/65/EU (RoHS).

Position: Managing Director

Signature:

Place of Sign: China

Sign date: 2024.1.2

Place of Sign: China

IC Warning

This device complies with Innovation, Science and Economic Development Canada's licence-exempt RSS standard(s). Operation is subject to the following two conditions:

(1) This device may not cause interference; and

(2) This device must accept any interference, including interference that may cause undesired operation of the device.

Cet appareil est conforme aux normes RSS d'Innovation, Sciences et Développement économique Canada en matière d'exemption de licence. Son fonctionnement est soumis aux deux conditions suivantes:

(1) Cet appareil ne doit pas provoquer d'interférences; et

(2) Cet appareil doit accepter toute interférence, y compris celles qui peuvent entraîner un fonctionnement indésirable de l'appareil.

This Class B digital apparatus complies with Canadian ICES-003.
Cet appareil numérique de la classe B est conforme à la norme NMB-003 du Canada.

The device has been evaluated to meet general RF exposure requirement.
The device can be used in portable exposure condition without restriction.

L'appareil a été évalué pour répondre aux exigences générales d'exposition aux RF.
L'appareil peut être utilisé sans restriction dans des conditions d'exposition portables.