



FCC Test Report

Test report
On Behalf of

SHENZHENSHIXINGHUAMAQIYOUXIANGGONGSI

For

All In One Computer

Model No.: N5095-U, XH-0, 5095-27, XH-1, DW270W, SG-01,
SG-SJ-01, N5095-27, N5024-24-2, XH-02, XH-03, XH-04, XH-05,
XH-06, XH-07, XH-08, XH-09, XH-10

FCC ID: 2BD6A-N5095-U

Prepared For : **SHENZHENSHIXINGHUAMAQIYOUXIANGGONGSI
LONGGANGQULONGCHENGJIEDAOJIXIANGSHEQUXIPULU88HAO,
WANKETIANYUHUAYUAN6DONGCZUOC1-902, SHENZHEN, GUANGDONG, China**

Prepared By : **Shenzhen HUAK Testing Technology Co., Ltd.
1-2/F., Building B2, Junfeng Zhongcheng Zhizao Innovation Park, Heping,
Fuhai Street, Bao'an District, Shenzhen, Guangdong, China**

Date of Test: **Feb. 21, 2024 ~ Feb. 28, 2024**

Date of Report: **Feb. 28, 2024**

Report Number: **HK2402210717-5E**



Test Result Certification

Applicant's name SHENZHENSHIXINGHUAMAORYIYOUXIANGGONGSI
Address..... LONGGANGQULONGCHENGJIEDAOJIXIANGSHEQUXIPULU88HAO,
WANKETIANYUHUAYUAN6DONGCZUOC1-902, SHENZHEN,
GUANGDONG, China

Manufacturer's Name.. SHENZHENSHIXINGHUAMAORYIYOUXIANGGONGSI
Address..... LONGGANGQULONGCHENGJIEDAOJIXIANGSHEQUXIPULU88HAO,
WANKETIANYUHUAYUAN6DONGCZUOC1-902, SHENZHEN,
GUANGDONG, China

Product description

Trade Mark: N/A
Product name All In One Computer
Model and/or type reference N5095-U, XH-0, 5095-27, XH-1, DW270W, SG-01, SG-SJ-01,
N5095-27, N5024-24-2, XH-02, XH-03, XH-04, XH-05, XH-06, XH-07,
XH-08, XH-09, XH-10
Standards..... FCC Rules and Regulations Part 15 Subpart E Section 15.407
ANSI C63.10: 2013

This publication may be reproduced in whole or in part for non-commercial purposes as long as the Shenzhen HUAKE Testing Technology Co., Ltd. is acknowledged as copyright owner and source of the material. Shenzhen HUAKE Testing Technology Co., Ltd. takes no responsibility for and will not assume liability for damages resulting from the reader's interpretation of the reproduced material due to its placement and context.

Date of Test
Date (s) of performance of tests..... Feb. 21, 2024 ~ Feb. 28, 2024
Date of Issue Feb. 28, 2024
Test Result..... Pass

Testing Engineer : Len Liao
(Len Liao)

Technical Manager : Sliver Wan
(Sliver Wan)

Authorized Signatory : Jason Zhou
 Jason Zhou
(Jason Zhou)

The results shown in this test report refer only to the sample(s) tested unless otherwise stated and the sample(s) are retained for 30 days only. The document is issued by HUAKE, this document cannot be reproduced except in full with our prior written permission. The more details and the authenticity of the report will be confirmed at <http://www.cer-mark.com>.



Table of Contents

- 1. Test Result Summary 5**
 - 1.1. Test Procedures and Results 5
 - 1.2. Information of the Test Laboratory 5
 - 1.3. Measurement Uncertainty 6
- 2. EUT Description 7**
 - 2.1. General Description of EUT 7
 - 2.2. Operation Frequency Each of Channel 8
 - 2.3. Operation of EUT During Testing 8
 - 2.4. Description of Test Setup 9
 - 2.5. Description of Support Units 10
- 3. Genera Information 11**
 - 3.1. Test Environment and Mode 11
- 4. Test Results and Measurement Data 16**
 - 4.1. Conducted Emission 16
 - 4.2. Maximum Conducted Output Power 20
 - 4.3. 6db Emission Bandwidth 23
 - 4.4. 26db Bandwidth and 99% Occupied Bandwidth 38
 - 4.5. Power Spectral Density 39
 - 4.6. Band Edge 53
 - 4.7. Spurious Emission 90
 - 4.8. Frequency Stability Measurement 108
 - 4.9. Antenna Requirement 110
- 5. Photographs of Test Setup 111**
- 6. Photos of the EUT 113**



**** Modified History ****

Revision	Description	Issued Data	Remark
Revision 1.0	Initial Test Report Release	Feb. 28, 2024	Jason Zhou



1. Test Result Summary

1.1. Test Procedures and Results

Requirement	CFR 47 Section	Result
Antenna requirement	§15.203	PASS
AC Power Line Conducted Emission	§15.207	PASS
Maximum Conducted Output Power	§15.407(a)	PASS
6dB Emission Bandwidth	§15.407(e)	PASS
26dB Emission Bandwidth & 99% Occupied Bandwidth	§15.407(a)	N/A
Power Spectral Density	§15.407(a)	PASS
Band edge	§15.407(b)/15.209/15.205	PASS
Radiated Emission	§15.407(b)/15.209/15.205	PASS
Frequency Stability	§15.407(g)	PASS

Note:

1. PASS: Test item meets the requirement.
2. Fail: Test item does not meet the requirement.
3. N/A: Test case does not apply to the test object.
4. The test result judgment is decided by the limit of test standard.

1.2. Information of the Test Laboratory

Shenzhen HUAK Testing Technology Co., Ltd.
 Add.: 1-2/F., Building B2, Junfeng Zhongcheng Zhizao Innovation Park, Heping,
 Fuhai Street, Bao'an District, Shenzhen, Guangdong, China

Testing Laboratory Authorization:

A2LA Accreditation Code is 4781.01.
 FCC Designation Number is CN1229.
 Canada IC CAB identifier is CN0045.
 CNAS Registration Number is L9589.



1.3. Measurement Uncertainty

The reported uncertainty of measurement $y \pm U$, where expanded uncertainty U is based on a standard uncertainty multiplied by a coverage factor of $k=2$, providing a level of confidence of approximately 95 %.

No.	Item	MU
1	Conducted Emission	$\pm 0.37\text{dB}$
2	RF power, conducted	$\pm 3.35\text{dB}$
3	Spurious emissions, conducted	$\pm 2.20\text{dB}$
4	All emissions, radiated(<1G)	$\pm 3.90\text{dB}$
5	All emissions, radiated(>1G)	$\pm 4.28\text{dB}$
6	Temperature	$\pm 0.1^\circ\text{C}$
7	Humidity	$\pm 1.0\%$



2. EUT Description

2.1. General Description of EUT

Equipment:	All In One Computer
Model Name:	N5095-U
Serial Model:	XH-0, 5095-27, XH-1, DW270W, SG-01, SG-SJ-01, N5095-27, N5024-24-2, XH-02, XH-03, XH-04, XH-05, XH-06, XH-07, XH-08, XH-09, XH-10
Model Difference:	All model's the function, software and electric circuit are the same, only with a product color and model named different. Test sample mode: N5095-U.
Trade Mark:	N/A
FCC ID:	2BD6A-N5095-U
Operation Frequency:	IEEE 802.11a/n/ac (HT20)5.745GHz-5.825GHz IEEE 802.11n/ac (HT40)5.755GHz-5.795GHz IEEE 802.11ac (HT80) 5.775GHz
Modulation Technology:	IEEE 802.11a/n/ac
Modulation Type:	OFDM, OFDMA
Antenna Type:	FPC Antenna
Antenna Gain:	Antenna 1:0.73dBi Antenna 2:0.73dBi MIMO: 3.74dBi
Power Source:	DC 12V Form Adapter
Power Supply:	DC 12V Form Adapter
Hardware Version:	V1.0
Software Version:	V1.0
<p>Note: The EUT incorporates a MIMO function. Physically, it provides two completed transmitters and receivers(2T2R), two transmit signals are completely correlated, then, Direction gain= GANT + Array Gain(Array Gain=10 log(2) dB for power spectral density; Array Gain=0 for power measurement)</p>	



2.2. Operation Frequency Each of Channel

802.11a/802.11n(HT20) 802.11ac(HT20)		802.11n(HT40) 802.11ac(HT40)		802.11ac(HT80)	
Channel	Frequency	Channel	Frequency	Channel	Frequency
149	5745	151	5755	155	5775
153	5765	159	5795		
157	5785				
161	5805				
165	5825				

Note:

In section 15.31(m), regards to the operating frequency range over 10 MHz, the Lowest frequency, the middle frequency, and the highest frequency of channel were selected to perform the test, and the selected channel see below:

2.3. Operation of EUT During Testing

Band IV (5725 - 5850 MHz)		
For 802.11a/n (HT20)/ac(HT20)		
Channel Number	Channel	Frequency (MHz)
149	Low	5745
157	Mid	5785
165	High	5825

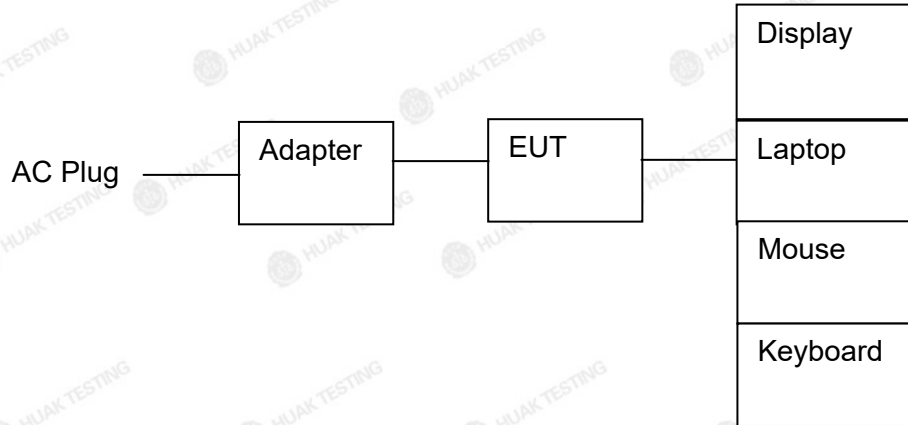
For 802.11n (HT40)/ ac(HT40)		
Channel Number	Channel	Frequency (MHz)
151	Low	5755
159	High	5795

For 802.11ac(HT80)		
Channel Number	Channel	Frequency (MHz)
155	/	5775

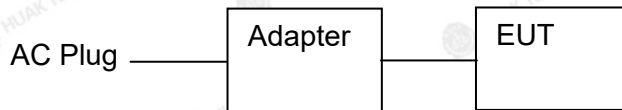
The results shown in this test report refer only to the sample(s) tested unless otherwise stated and the sample(s) are retained for 30 days only. The document is issued by HUAK, this document cannot be reproduced except in full with our prior written permission. The more details and the authenticity of the report will be confirmed at <http://www.cer-mark.com>.

2.4. Description of Test Setup

Operation of EUT during conducted testing and below 1GHz radiation testing:



Operation of EUT during above 1GHz radiation testing:



The sample was placed (0.8m below 1GHz, 1.5m above 1GHz) above the ground plane of 3m chamber. Measurements in both horizontal and vertical polarities were performed. During the test, each emission was maximized by: having the EUT continuously working, investigated all operating modes, rotated about all 3 axis (X, Y & Z) and considered typical configuration to obtain worst position, manipulating interconnecting cables, rotating the turntable, varying antenna height from 1m to 4m in both horizontal and vertical polarizations. The emissions worst-case are shown in Test Results of the following pages. The worst case is X position.



2.5. Description of Support Units

The EUT has been tested as an independent unit together with other necessary accessories or support units. The following support units or accessories were used to form a representative test configuration during the tests.

Item	Equipment	Trade Mark	Model/Type No.	Specification	Remark
1	All In One Computer	N/A	N5095-U	N/A	EUT
2	Power Line	N/A	N/A	Length:1.55m	Accessory
3	Adapter	N/A	1201F-120-7500	Input: 100-240V, 50/60Hz, 1.6A Output: 12V, 7.5A	Accessory
4	Mouse	N/A	N/A	N/A	Accessory
5	Keyboard	N/A	N/A	N/A	Accessory
6	Display	N/A	279E1	Input: 20V, 3.25A	Peripheral
7	Laptop	Lenovo	TP00096A	Input: DC 20V, 2.25A/3.25A	Peripheral
8	RF Cable	N/A	N/A	Length:0.1m	Peripheral

Note:

1. All the equipment/cables were placed in the worst-case configuration to maximize the emission during the test.
2. Grounding was established in accordance with the manufacturer’s requirements and conditions for the intended use.
3. For conducted measurements (Output Power, 6db Emission Bandwidth, Power Spectral Density, Spurious Emissions), the antenna of EUT is connected to the test equipment via temporary antenna connector, the antenna connector is soldered on the antenna port of EUT, and the temporary antenna connector is listed in the Test Instruments.



3. Genera Information

3.1. Test Environment and Mode

Operating Environment:	
Temperature:	25.0 °C
Humidity:	56 % RH
Atmospheric Pressure:	1010 mbar
Test Mode:	
Engineering mode:	Keep the EUT in continuous transmitting by select channel and modulations
<p>The sample was placed 0.8m/1.5m for blow/above 1GHz above the ground plane of 3m chamber. Measurements in both horizontal and vertical polarities were performed. During the test, each emission was maximized by: having the EUT continuously working, investigated all operating modes, rotated about all 3 axis (X, Y & Z) and considered typical configuration to obtain worst position, manipulating interconnecting cables, rotating the turntable, varying antenna height from 1m to 4m in both horizontal and vertical polarizations. The emissions worst-case are shown in Test Results of the following pages.</p>	

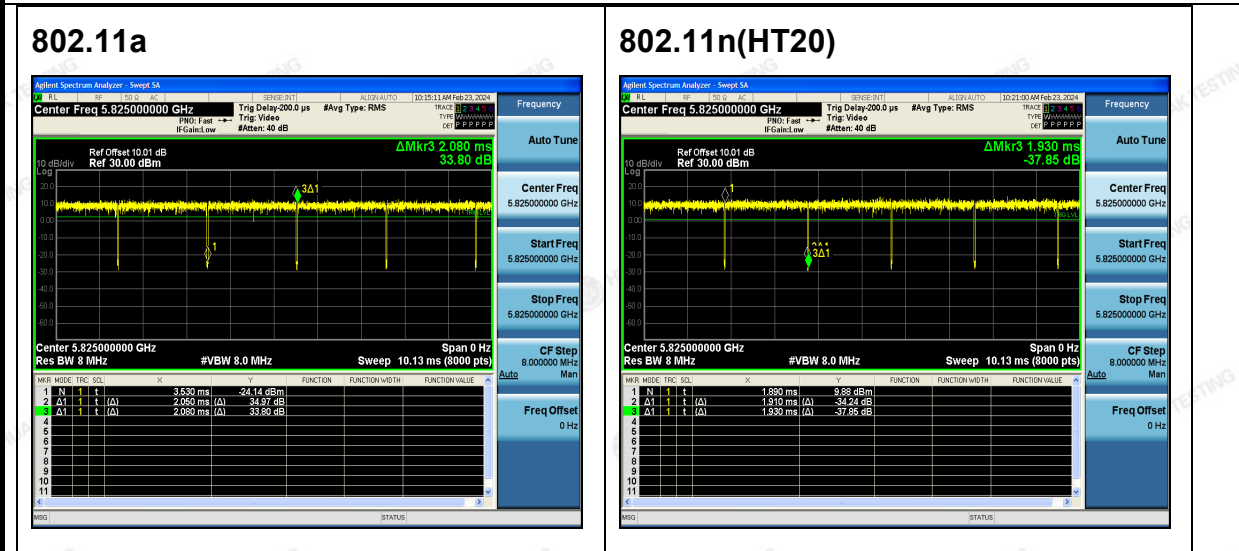
<p>We have verified the construction and function in typical operation. All the test modes were carried out with the EUT in transmitting operation, which was shown in this test report and defined as follows:</p>	
<p>Per-scan all kind of data rate in lowest channel, and found the follow list which it was worst case.</p>	
Mode	Data rate
802.11a	6 Mbps
802.11n(HT20)	MCS0
802.11n(HT40)	MCS0
802.11ac(HT20)/ac(HT40)/ac(HT80)	MCS0
Final Test Mode:	
Operation mode:	Keep the EUT in continuous transmitting with modulation



Mode Test Duty Cycle: ANT.1

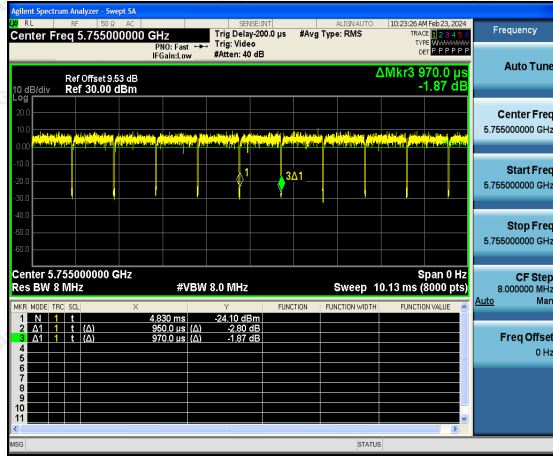
Mode	Duty Cycle	Duty Cycle Factor (dB)
802.11a	0.99	-0.04
802.11n(HT20)	0.99	-0.04
802.11n(HT40)	0.98	-0.09
802.11ac(HT20)	0.98	-0.09
802.11ac(HT40)	0.97	-0.13
802.11ac(HT80)	0.93	-0.32

Test plots as follows:

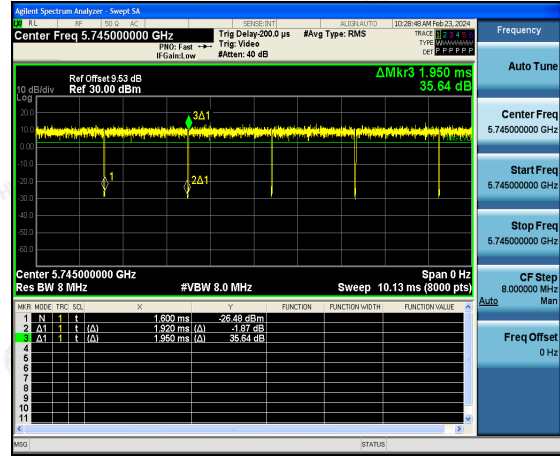




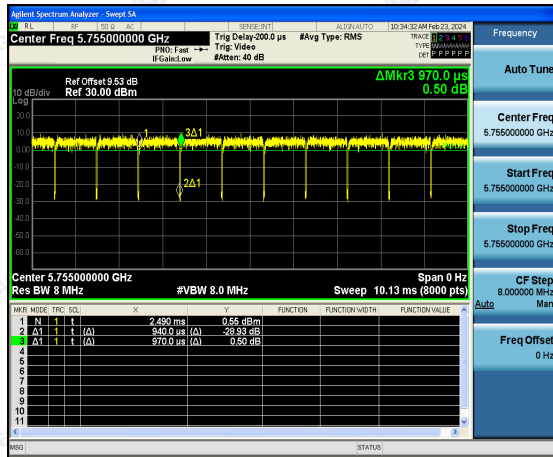
802.11n(HT40)



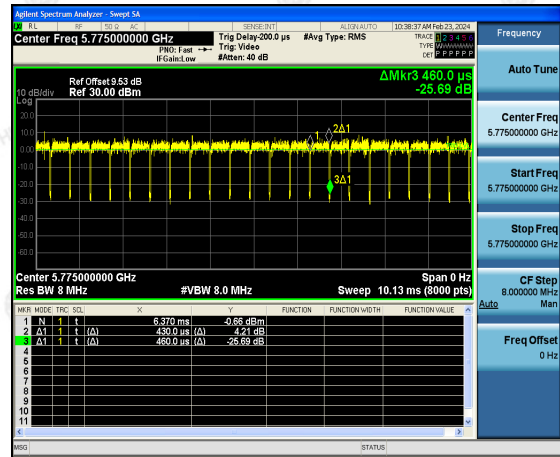
802.11ac(HT20)



802.11ac(HT40)



802.11ac(HT80)



The results shown in this test report refer only to the sample(s) tested unless otherwise stated and the sample(s) are retained for 30 days only. The document is issued by HUAJ, this document cannot be reproduced except in full with our prior written permission. The more details and the authenticity of the report will be confirmed at <http://www.cer-mark.com>.

TEL : +86-755 2302 9901 FAX : +86-755 2302 9901 E-mail : service@cer-mark.com

Add: 1-2F., Building B2, Junfeng Zhongcheng Zhizao Innovation Park, Heping Community, Fuhai Street, Bao'an District, Shenzhen, Guangdong, China

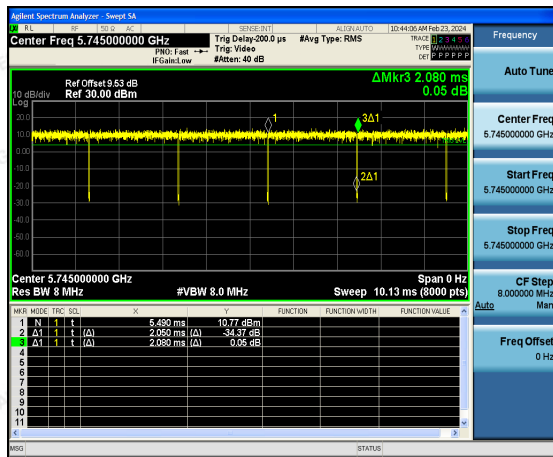


Mode Test Duty Cycle: ANT.2

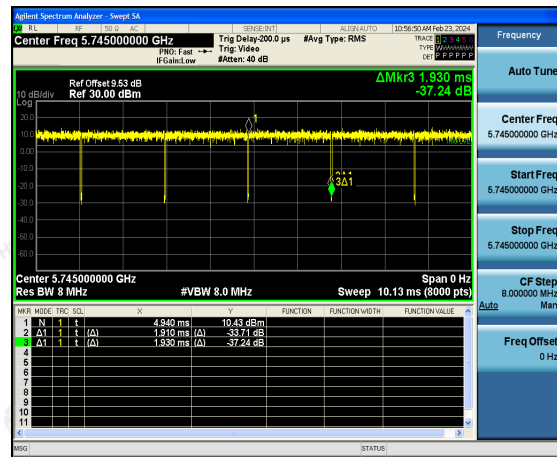
Mode	Duty Cycle	Duty Cycle Factor (dB)
802.11a	0.99	-0.04
802.11n(HT20)	0.99	-0.04
802.11n(HT40)	0.97	-0.13
802.11ac(HT20)	0.98	-0.09
802.11ac(HT40)	0.96	-0.18
802.11ac(HT80)	0.90	-0.46

Test plots as follows:

802.11a

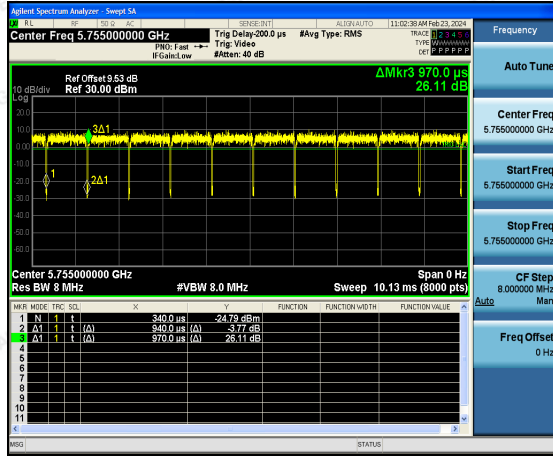


802.11n(HT20)

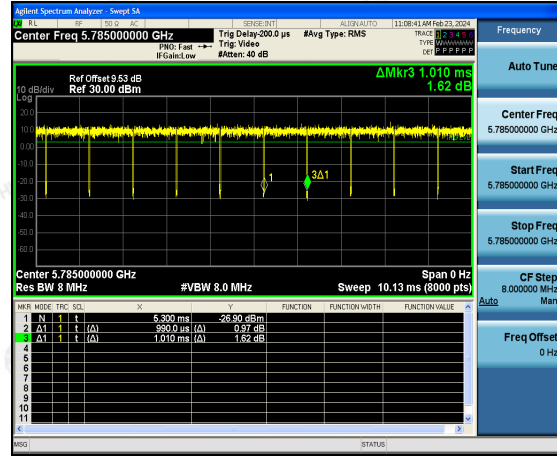




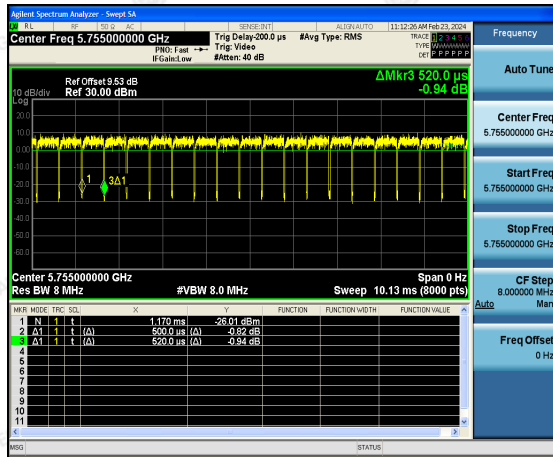
802.11n(HT40)



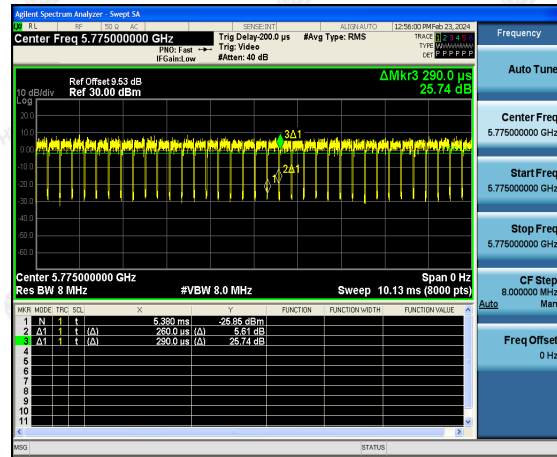
802.11ac(HT20)



802.11ac(HT40)



802.11ac(HT80)



The results shown in this test report refer only to the sample(s) tested unless otherwise stated and the sample(s) are retained for 30 days only. The document is issued by HUAJ, this document cannot be reproduced except in full with our prior written permission. The more details and the authenticity of the report will be confirmed at <http://www.cer-mark.com>.

TEL : +86-755 2302 9901 FAX : +86-755 2302 9901 E-mail : service@cer-mark.com

Add: 1-2F., Building B2, Junfeng Zhongcheng Zhizao Innovation Park, Heping Community, Fuhai Street, Bao'an District, Shenzhen, Guangdong, China



4. Test Results and Measurement Data

4.1. Conducted Emission

4.1.1. Test Specification

Test Requirement:	FCC Part15 C Section 15.207		
Test Method:	ANSI C63.10:2013		
Frequency Range:	150 kHz to 30 MHz		
Receiver setup:	RBW=9 kHz, VBW=30 kHz, Sweep time=auto		
Limits:	Frequency range (MHz)	Limit (dBuV)	
		Quasi-peak	Average
	0.15-0.5	66 to 56*	56 to 46*
	0.5-5	56	46
	5-30	60	50
Test Setup:	<p><i>Remark: E.U.T: Equipment Under Test LISN: Line Impedance Stabilization Network Test table height=0.8m</i></p>		
Test Mode:	Tx Mode		
Test Procedure:	<ol style="list-style-type: none"> 1. The E.U.T and simulators are connected to the main power through a line impedance stabilization network (L.I.S.N.). This provides a 50ohm/50uH coupling impedance for the measuring equipment. 2. The peripheral devices are also connected to the main power through a LISN that provides a 50ohm/50uH coupling impedance with 50ohm termination. (Please refer to the block diagram of the test setup and photographs). 3. Both sides of A.C. line are checked for maximum conducted interference. In order to find the maximum emission, the relative positions of equipment and all of the interface cables must be changed according to ANSI C63.10: 2013 on conducted measurement. 		
Test Result:	Pass		

The results shown in this test report refer only to the sample(s) tested unless otherwise stated and the sample(s) are retained for 30 days only. The document is issued by HUAKE, this document cannot be reproduced except in full with our prior written permission. The more details and the authenticity of the report will be confirmed at <http://www.cer-mark.com>.



4.1.2. Test Instruments

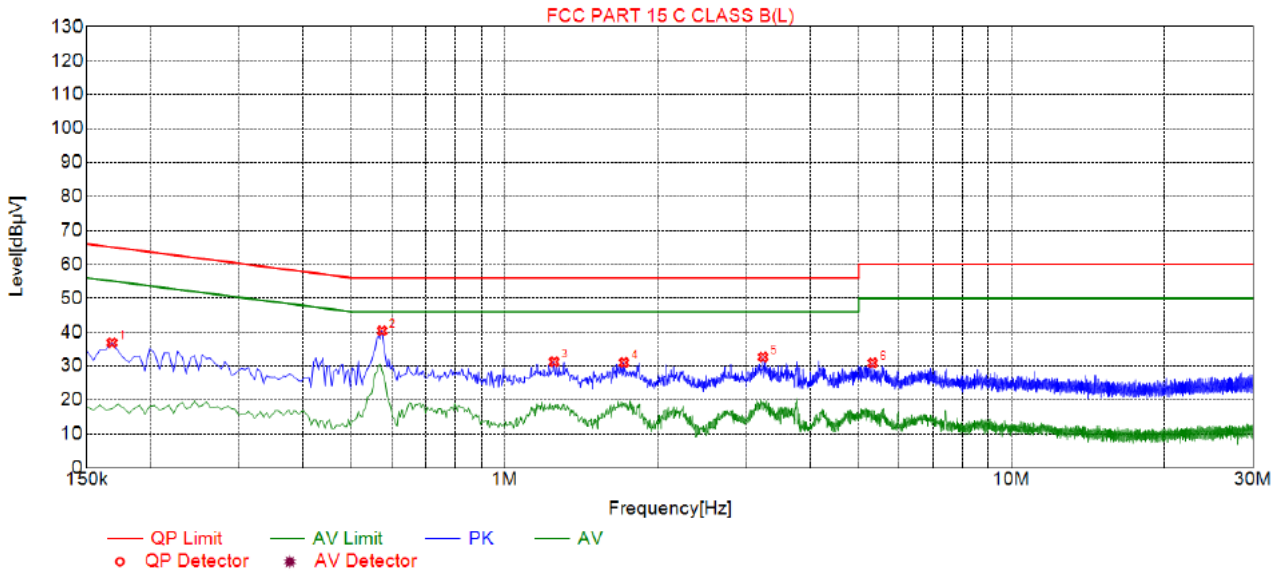
Conducted Emission Shielding Room Test Site (843)					
Equipment	Manufacturer	Model	Serial Number	Calibration Date	Calibration Due
Receiver	R&S	ESR-7	HKE-005	Feb. 20, 2024	Feb. 19, 2025
LISN	R&S	ENV216	HKE-002	Feb. 20, 2024	Feb. 19, 2025
Coax cable (9KHz-30MHz)	Times	381806-00 2	N/A	Feb. 20, 2024	Feb. 19, 2025
10dB Attenuator	Schwarzbeck	VTSD9561 F	HKE-153	Feb. 20, 2024	Feb. 19, 2025
Conducted test software	Tonscend	TS+ Rev 2.5.0.0	HKE-081	N/A	N/A

Note: The calibration interval of the above test instruments is 12 months and the calibrations are traceable to international system unit (SI).



4.1.3. Test data

Test Specification: Line

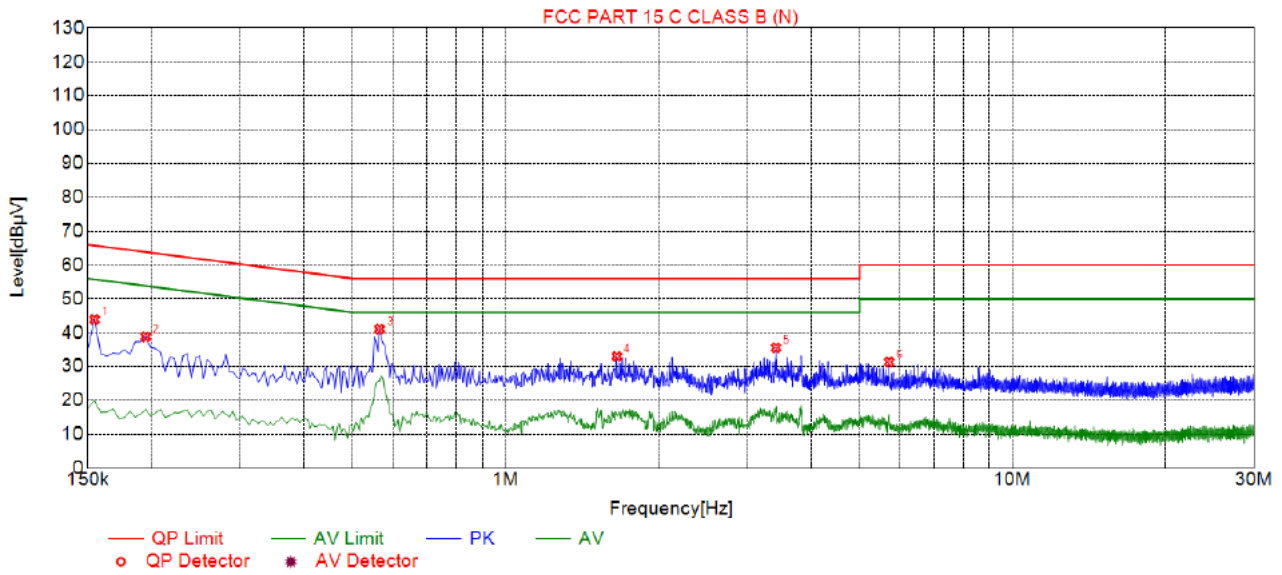


Suspected List									
NO.	Freq. [MHz]	Level [dBµV]	Factor [dB]	Limit [dBµV]	Margin [dB]	Reading [dBµV]	Detector	Type	
1	0.1680	36.87	20.01	65.06	28.19	16.86	PK	L	
2	0.5730	40.39	20.05	56.00	15.61	20.34	PK	L	
3	1.2525	31.26	20.09	56.00	24.74	11.17	PK	L	
4	1.7205	31.01	20.13	56.00	24.99	10.88	PK	L	
5	3.2370	32.67	20.23	56.00	23.33	12.44	PK	L	
6	5.3250	30.89	20.26	60.00	29.11	10.63	PK	L	

Remark: Margin = Limit – Level
 Correction factor = Cable lose + LISN insertion loss
 Level=Test receiver reading + correction factor



Test Specification: Neutral



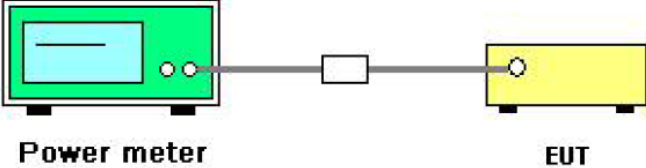
Suspected List								
NO.	Freq. [MHz]	Level [dBµV]	Factor [dB]	Limit [dBµV]	Margin [dB]	Reading [dBµV]	Detector	Type
1	0.1545	43.90	20.03	65.75	21.85	23.87	PK	N
2	0.1950	38.80	20.03	63.82	25.02	18.77	PK	N
3	0.5640	41.06	20.06	56.00	14.94	21.00	PK	N
4	1.6575	33.01	20.12	56.00	22.99	12.89	PK	N
5	3.4170	35.57	20.24	56.00	20.43	15.33	PK	N
6	5.7120	31.34	20.24	60.00	28.66	11.10	PK	N

Remark: Margin = Limit – Level
 Correction factor = Cable lose + LISN insertion loss
 Level=Test receiver reading + correction factor



4.2. Maximum Conducted Output Power

4.2.1. Test Specification

Test Requirement:	FCC Part15 E Section 15.407(a)				
Test Method:	KDB789033 D02 General UNII Test Procedures New Rules v02.r01 Section E				
Limit:	<table border="1"> <thead> <tr> <th>Frequency Band (MHz)</th> <th>Limit</th> </tr> </thead> <tbody> <tr> <td>5725-5850</td> <td>1 W</td> </tr> </tbody> </table>	Frequency Band (MHz)	Limit	5725-5850	1 W
	Frequency Band (MHz)	Limit			
5725-5850	1 W				
Test Setup:	 <p>The diagram illustrates the test setup. On the left is a green box labeled 'Power meter'. A cable connects it to a small white box labeled 'Attenuator'. Another cable connects the attenuator to a yellow box labeled 'EUT' (Equipment Under Test).</p>				
Test Mode:	Transmitting mode with modulation				
Test Procedure:	<ol style="list-style-type: none"> 1. The testing follows the Measurement Procedure of KDB789033 D02 General UNII Test Procedures New Rules v02r01 Section E, 3, a. 2. The RF output of EUT was connected to the power meter by RF cable and attenuator. The path loss was compensated to the results for each measurement. 3. Set to the maximum power setting and enable the EUT transmit continuously. 4. Measure the conducted output power and record the results in the test report. 				
Test Result:	PASS				
Remark:	<p>Conducted output power= measurement power +10log(1/x) X is duty cycle=1, so 10log(1/1)=0</p> <p>Conducted output power= measurement power</p>				



4.2.2. Test Instruments

RF Test Room					
Equipment	Manufacturer	Model	Serial Number	Calibration Date	Calibration Due
Spectrum analyzer	Agilent	N9020A	HKE-048	Feb. 20, 2024	Feb. 19, 2025
Power meter	Agilent	E4419B	HKE-085	Feb. 20, 2024	Feb. 19, 2025
Power Sensor	Agilent	E9300A	HKE-086	Feb. 20, 2024	Feb. 19, 2025
RF cable	Times	1-40G	HKE-034	Feb. 20, 2024	Feb. 19, 2025
RF automatic control unit	Tonscend	JS0806-2	HKE-060	Feb. 20, 2024	Feb. 19, 2025

Note: The calibration interval of the above test instruments is 12 months and the calibrations are traceable to international system unit (SI).



Test Data

Configuration Band IV (5725 - 5850 MHz)						
Mode	Test channel	Maximum Conducted Output Power (dBm)			FCC Limit (dBm)	Result
		Antenna port 1	Antenna port 2	MIMO		
11a	CH149	8.70	8.28	/	30	PASS
11a	CH157	5.89	7.03	/	30	PASS
11a	CH165	6.02	6.75	/	30	PASS
11n(HT20)	CH149	6.09	7.10	9.63	30	PASS
11n(HT20)	CH157	6.47	6.46	9.48	30	PASS
11n(HT20)	CH165	7.02	6.23	9.65	30	PASS
11n(HT40)	CH151	6.30	6.79	9.56	30	PASS
11n(HT40)	CH159	6.52	6.87	9.71	30	PASS
11ac(HT20)	CH149	6.41	6.83	9.64	30	PASS
11ac(HT20)	CH157	6.51	6.64	9.59	30	PASS
11ac(HT20)	CH165	6.74	6.54	9.65	30	PASS
11ac(HT40)	CH151	6.34	6.65	9.51	30	PASS
11ac(HT40)	CH159	6.62	6.80	9.72	30	PASS
11ac(HT80)	CH155	7.10	6.06	9.62	30	PASS


The results shown in this test report refer only to the sample(s) tested unless otherwise stated and the sample(s) are retained for 30 days only. The document is issued by HUAK, this document cannot be reproduced except in full with our prior written permission. The more details and the authenticity of the report will be confirmed at <http://www.cer-mark.com>.

TEL : +86-755 2302 9901 FAX : +86-755 2302 9901 E-mail : service@cer-mark.com

Add: 1-2F., Building B2, Junfeng Zhongcheng Zhizao Innovation Park, Heping Community, Fuhai Street, Bao'an District, Shenzhen, Guangdong, China

4.3. 6db Emission Bandwidth

4.3.1. Test Specification

Test Requirement:	FCC CFR47 Part 15 Section 15.407(e)
Test Method:	KDB789033 D02 General UNII Test Procedures New Rules v01r04 Section C
Limit:	>500kHz
Test Setup:	 <p style="text-align: center;">Spectrum Analyzer EUT</p>
Test Mode:	Transmitting mode with modulation
Test Procedure:	<ol style="list-style-type: none"> 1. KDB789033 D02 General UNII Test Procedures New Rules v02r01 Section C. 2. Set to the maximum power setting and enable the EUT transmit continuously. 3. Make the measurement with the spectrum analyzer's resolution bandwidth (RBW) = 100 kHz. Set the Video bandwidth (VBW) = 300 kHz. In order to make an accurate measurement. The 6dB bandwidth must be greater than 500 kHz. 4. Measure and record the results in the test report.
Test Result:	PASS

4.3.2. Test Instruments

RF Test Room					
Equipment	Manufacturer	Model	Serial Number	Calibration Date	Calibration Due
Spectrum analyzer	Agilent	N9020A	HKE-048	Feb. 20, 2024	Feb. 19, 2025
RF cable	Times	1-40G	HKE-034	Feb. 20, 2024	Feb. 19, 2025
RF automatic control unit	Tonscend	JS0806-2	HKE-060	Feb. 20, 2024	Feb. 19, 2025

Note: The calibration interval of the above test instruments is 12 months and the calibrations are traceable to international system unit (SI).



4.3.3. Test data

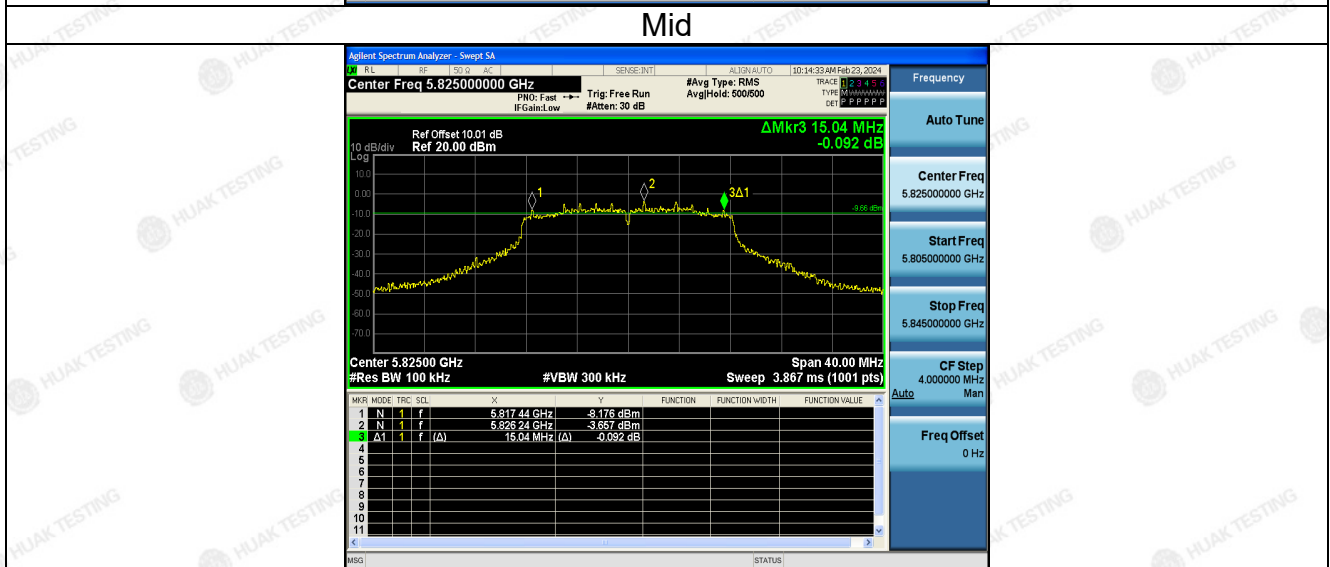
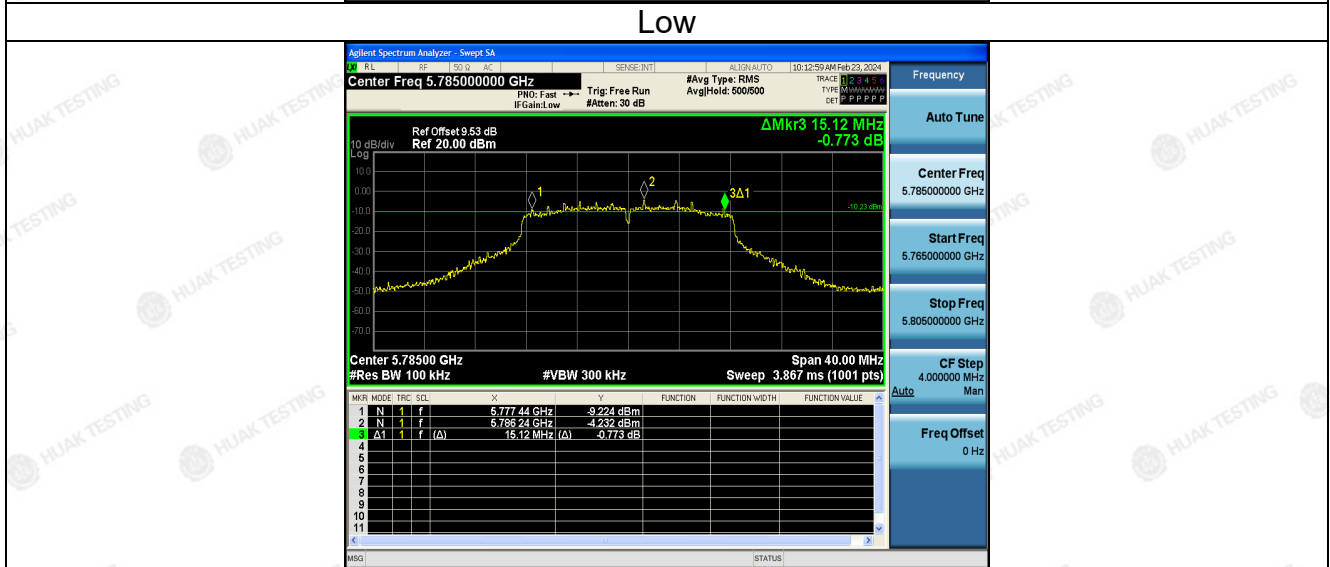
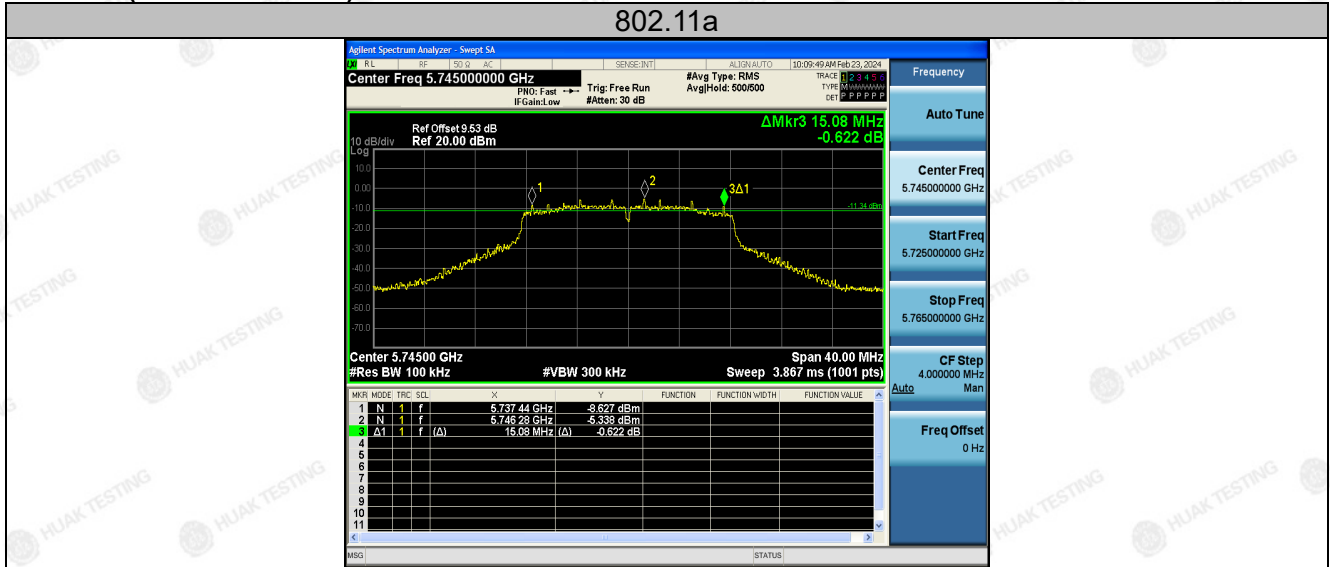
ANT 1

Band IV (5725 - 5850 MHz)					
Mode	Test channel	Frequency (MHz)	6 dB Bandwidth (MHz)	Limit (MHz)	Result
11a	CH149	5745	15.08	0.5	PASS
11a	CH157	5785	15.12	0.5	PASS
11a	CH165	5825	15.04	0.5	PASS
11n(HT20)	CH149	5745	15.08	0.5	PASS
11n(HT20)	CH157	5785	15.12	0.5	PASS
11n(HT20)	CH165	5825	15.08	0.5	PASS
11n(HT40)	CH151	5755	35.12	0.5	PASS
11n(HT40)	CH159	5795	35.12	0.5	PASS
11ac(HT20)	CH149	5745	15.16	0.5	PASS
11ac(HT20)	CH157	5785	15.12	0.5	PASS
11ac(HT20)	CH165	5825	15.12	0.5	PASS
11ac(HT40)	CH151	5755	35.12	0.5	PASS
11ac(HT40)	CH159	5795	35.12	0.5	PASS
11ac(HT80)	CH155	5775	75.20	0.5	PASS

Test plots as follows:



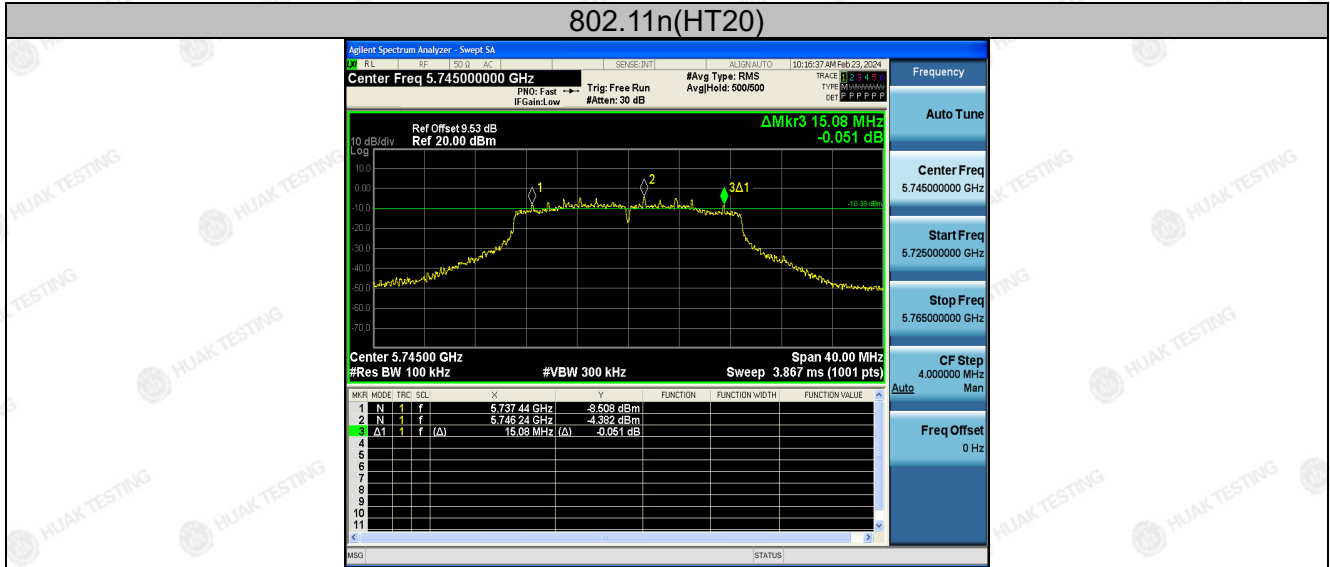
Band IV (5725 – 5850 MHz)



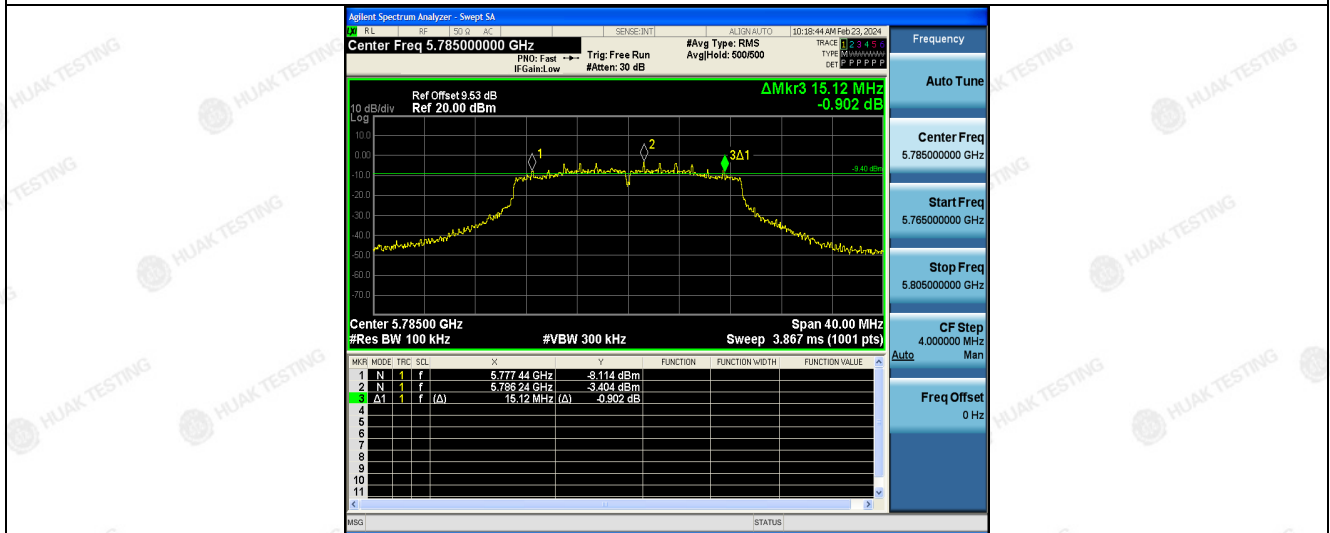
The results shown in this test report refer only to the sample(s) tested unless otherwise stated and the sample(s) are retained for 30 days only. The document is issued by HUAJ, this document cannot be reproduced except in full with our prior written permission. The more details and the authenticity of the report will be confirmed at <http://www.cer-mark.com>.

TEL : +86-755 2302 9901 FAX : +86-755 2302 9901 E-mail : service@cer-mark.com

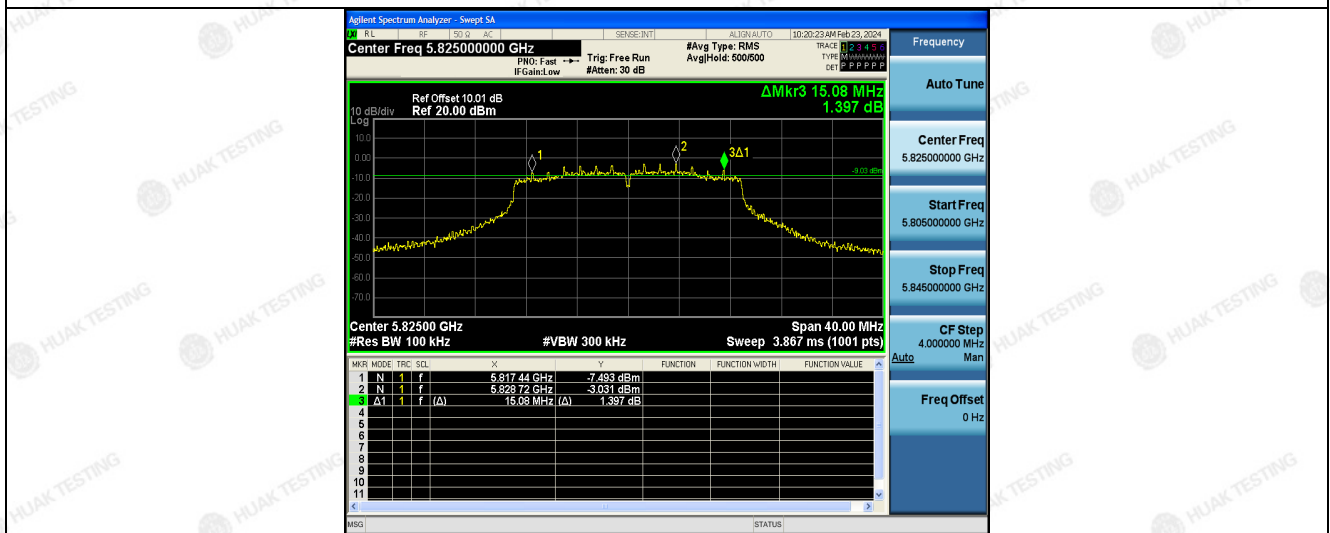
Add: 1-2F., Building B2, Junfeng Zhongcheng Zhizao Innovation Park, Heping Community, Fuhai Street, Bao'an District, Shenzhen, Guangdong, China



Low



Mid

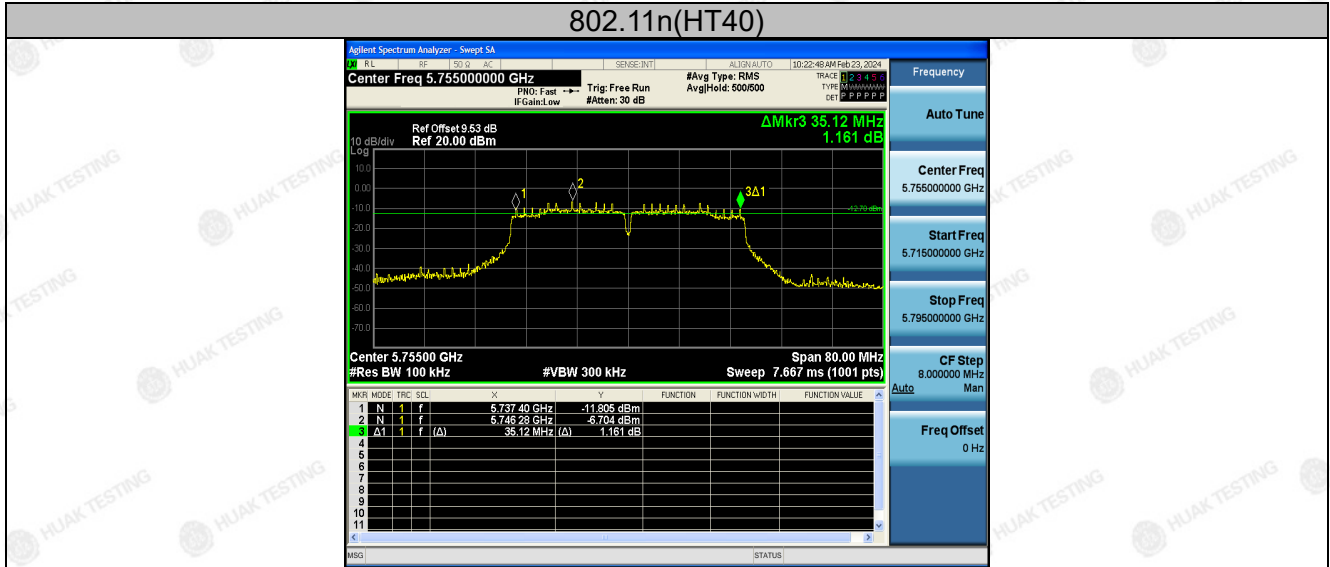


High

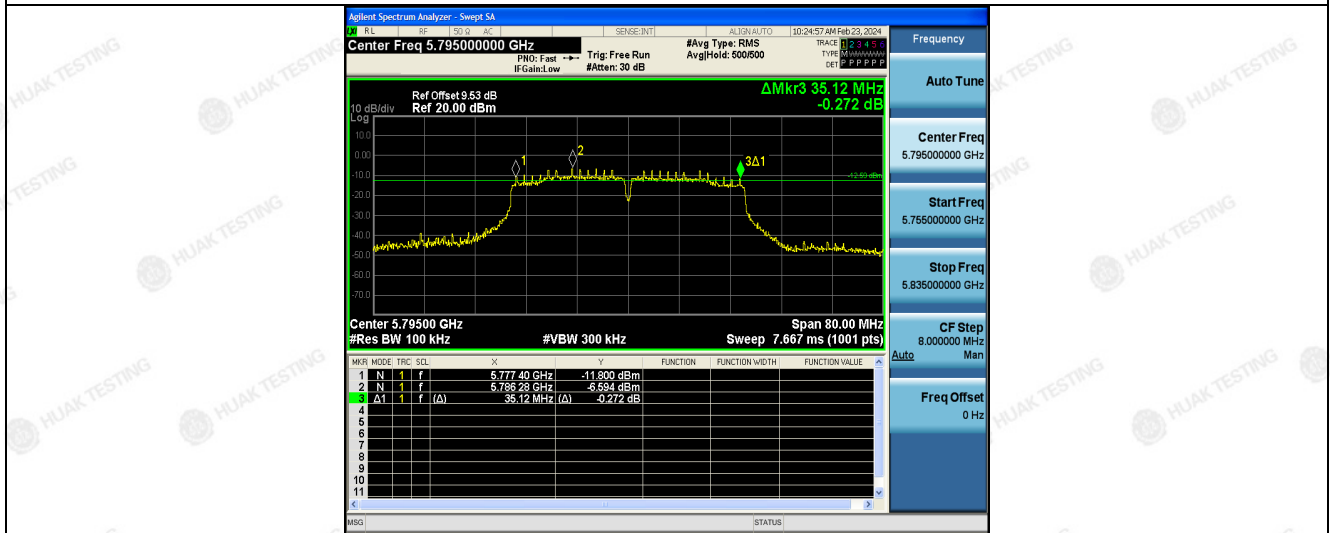
The results shown in this test report refer only to the sample(s) tested unless otherwise stated and the sample(s) are retained for 30 days only. The document is issued by HUAKE, this document cannot be reproduced except in full with our prior written permission. The more details and the authenticity of the report will be confirmed at <http://www.cer-mark.com>.

TEL : +86-755 2302 9901 FAX : +86-755 2302 9901 E-mail : service@cer-mark.com

Add: 1-2F., Building B2, Junfeng Zhongcheng Zhizao Innovation Park, Heping Community, Fuhai Street, Bao'an District, Shenzhen, Guangdong, China



Low



High

The results shown in this test report refer only to the sample(s) tested unless otherwise stated and the sample(s) are retained for 30 days only. The document is issued by HUAKE, this document cannot be reproduced except in full with our prior written permission. The more details and the authenticity of the report will be confirmed at <http://www.cer-mark.com>.

TEL : +86-755 2302 9901 FAX : +86-755 2302 9901 E-mail : service@cer-mark.com

Add: 1-2F., Building B2, Junfeng Zhongcheng Zhizao Innovation Park, Heping Community, Fuhai Street, Bao'an District, Shenzhen, Guangdong, China



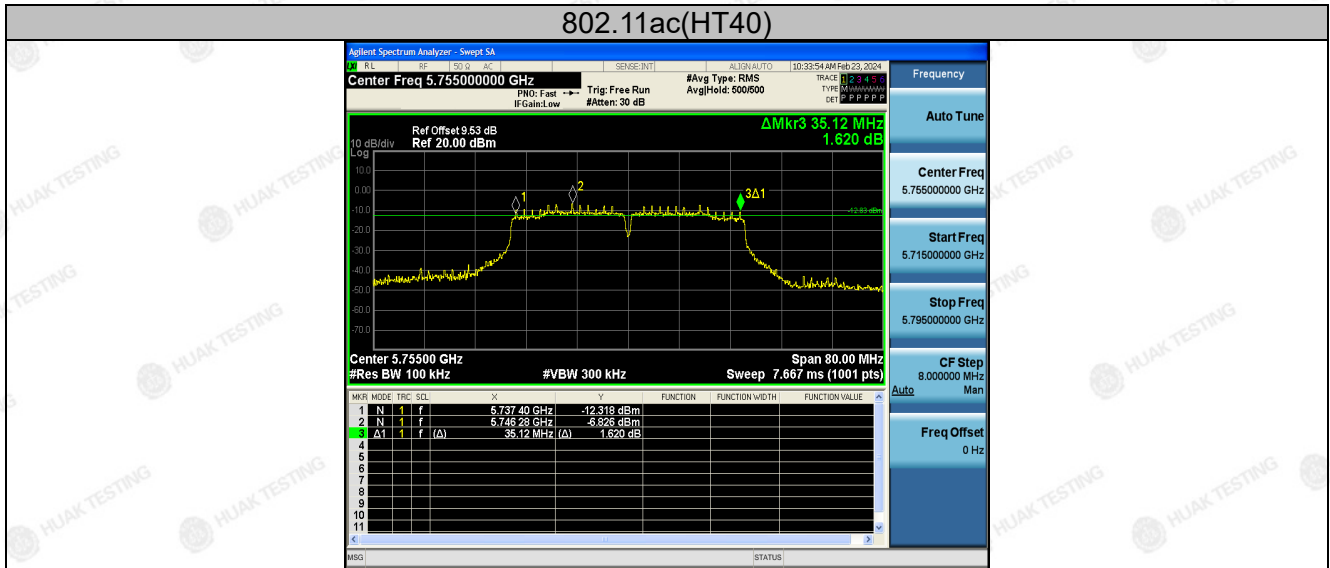
The results shown in this test report refer only to the sample(s) tested unless otherwise stated and the sample(s) are retained for 30 days only. The document is issued by HUAJ, this document cannot be reproduced except in full with our prior written permission. The more details and the authenticity of the report will be confirmed at <http://www.cer-mark.com>.

TEL : +86-755 2302 9901 FAX : +86-755 2302 9901 E-mail : service@cer-mark.com

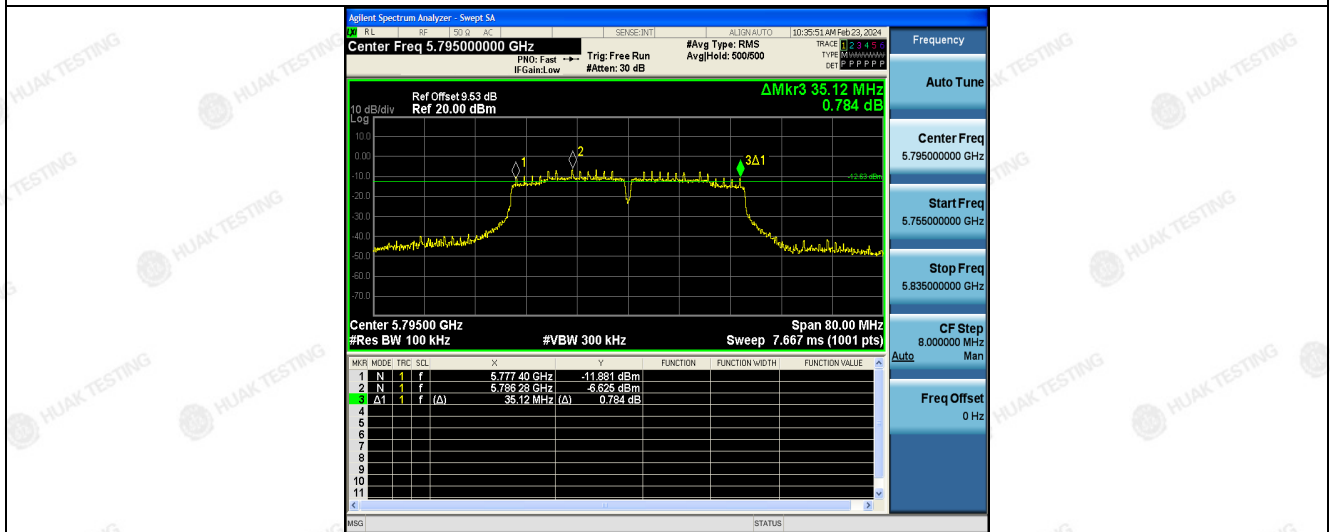
Add: 1-2F., Building B2, Junfeng Zhongcheng Zhizao Innovation Park, Heping Community, Fuhai Street, Bao'an District, Shenzhen, Guangdong, China



802.11ac(HT40)



Low

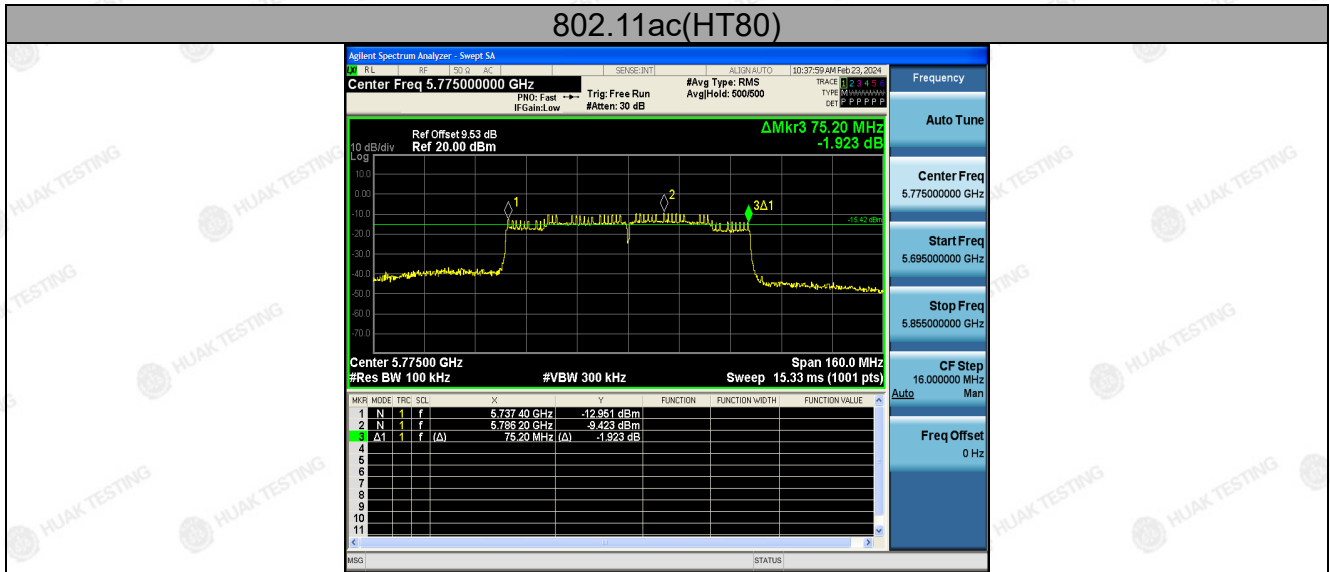


High

The results shown in this test report refer only to the sample(s) tested unless otherwise stated and the sample(s) are retained for 30 days only. The document is issued by HUAKE, this document cannot be reproduced except in full with our prior written permission. The more details and the authenticity of the report will be confirmed at <http://www.cer-mark.com>.

TEL : +86-755 2302 9901 FAX : +86-755 2302 9901 E-mail : service@cer-mark.com

Add: 1-2F., Building B2, Junfeng Zhongcheng Zhizao Innovation Park, Heping Community, Fuhai Street, Bao'an District, Shenzhen, Guangdong, China



The results shown in this test report refer only to the sample(s) tested unless otherwise stated and the sample(s) are retained for 30 days only. The document is issued by HUAKE, this document cannot be reproduced except in full with our prior written permission. The more details and the authenticity of the report will be confirmed at <http://www.cer-mark.com>.

TEL : +86-755 2302 9901 FAX : +86-755 2302 9901 E-mail : service@cer-mark.com

Add: 1-2F., Building B2, Junfeng Zhongcheng Zhizao Innovation Park, Heping Community, Fuhai Street, Bao'an District, Shenzhen, Guangdong, China



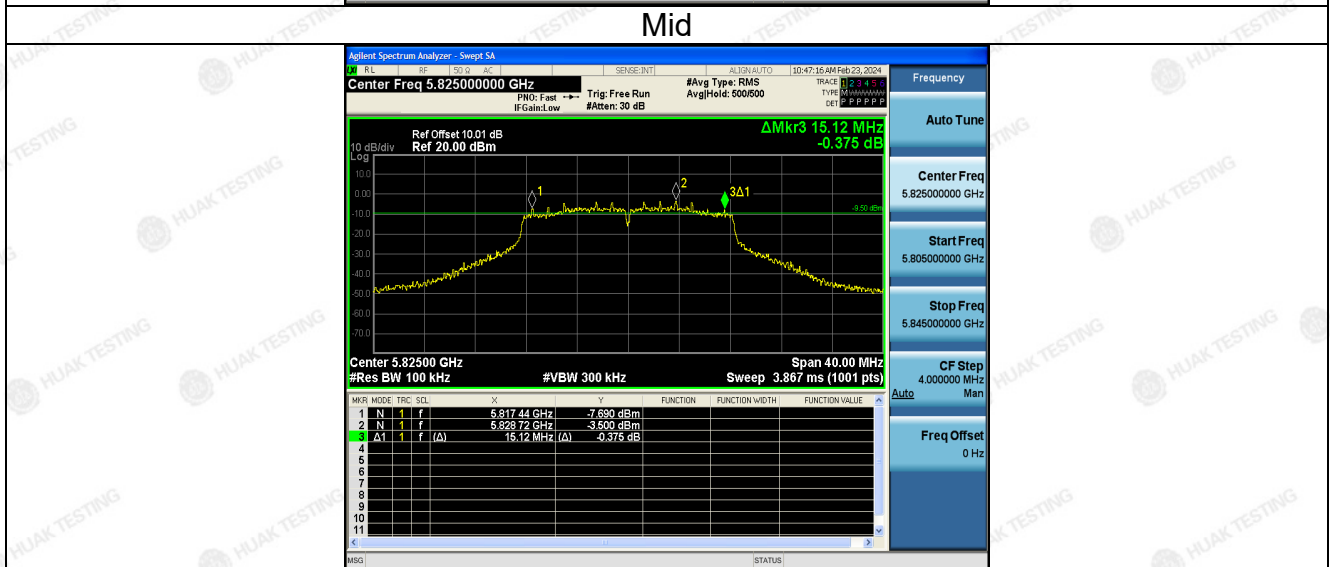
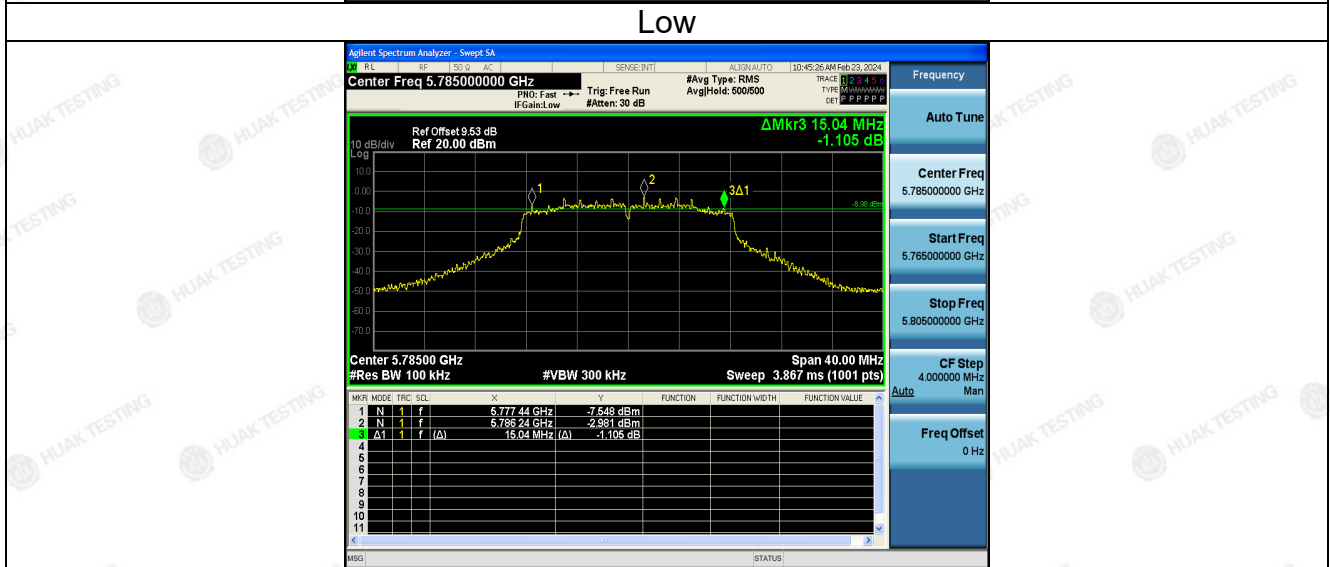
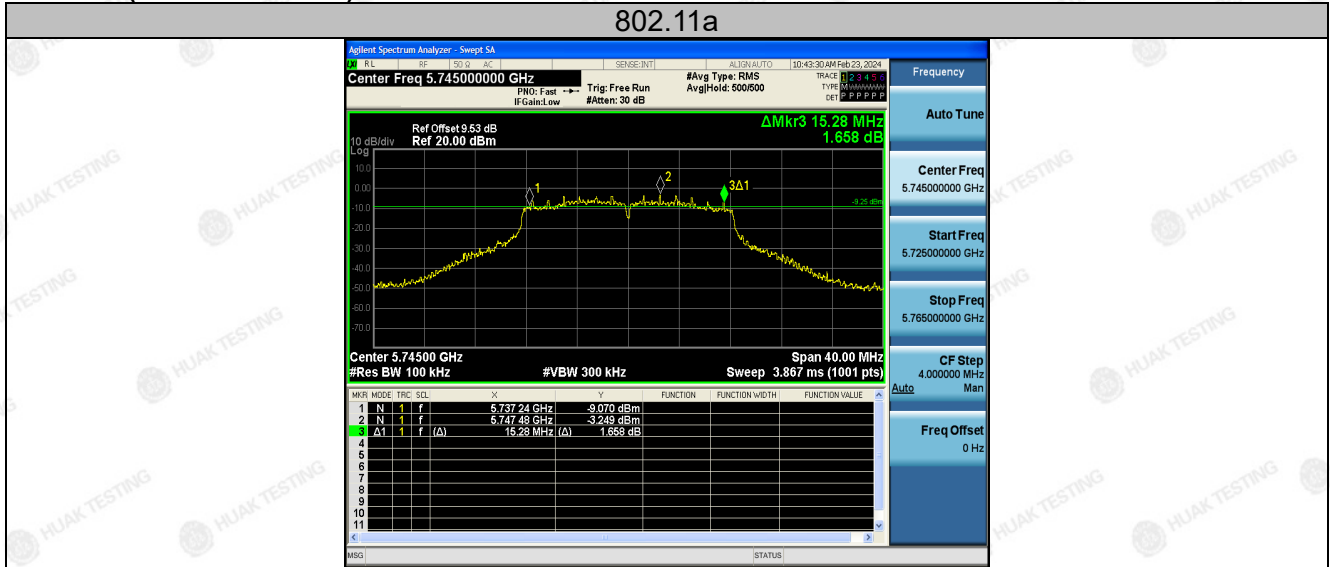
ANT 2

Band IV (5725 - 5850 MHz)					
Mode	Test channel	Frequency (MHz)	6 dB Bandwidth (MHz)	Limit (MHz)	Result
11a	CH149	5745	15.28	0.5	PASS
11a	CH157	5785	15.04	0.5	PASS
11a	CH161	5825	15.12	0.5	PASS
11n(HT20)	CH149	5745	15.08	0.5	PASS
11n(HT20)	CH157	5785	15.08	0.5	PASS
11n(HT20)	CH161	5825	15.04	0.5	PASS
11n(HT40)	CH151	5755	35.12	0.5	PASS
11n(HT40)	CH159	5795	35.04	0.5	PASS
11ac(HT20)	CH149	5745	15.16	0.5	PASS
11ac(HT20)	CH157	5785	15.12	0.5	PASS
11ac(HT20)	CH165	5825	15.12	0.5	PASS
11ac(HT40)	CH151	5755	35.12	0.5	PASS
11ac(HT40)	CH159	5795	35.12	0.5	PASS
11ac(HT80)	CH155	5775	75.20	0.5	PASS

Test plots as follows:



Band IV (5725 – 5850 MHz)



The results shown in this test report refer only to the sample(s) tested unless otherwise stated and the sample(s) are retained for 30 days only. The document is issued by HUAJ, this document cannot be reproduced except in full with our prior written permission. The more details and the authenticity of the report will be confirmed at <http://www.cer-mark.com>.

TEL : +86-755 2302 9901 FAX : +86-755 2302 9901 E-mail : service@cer-mark.com

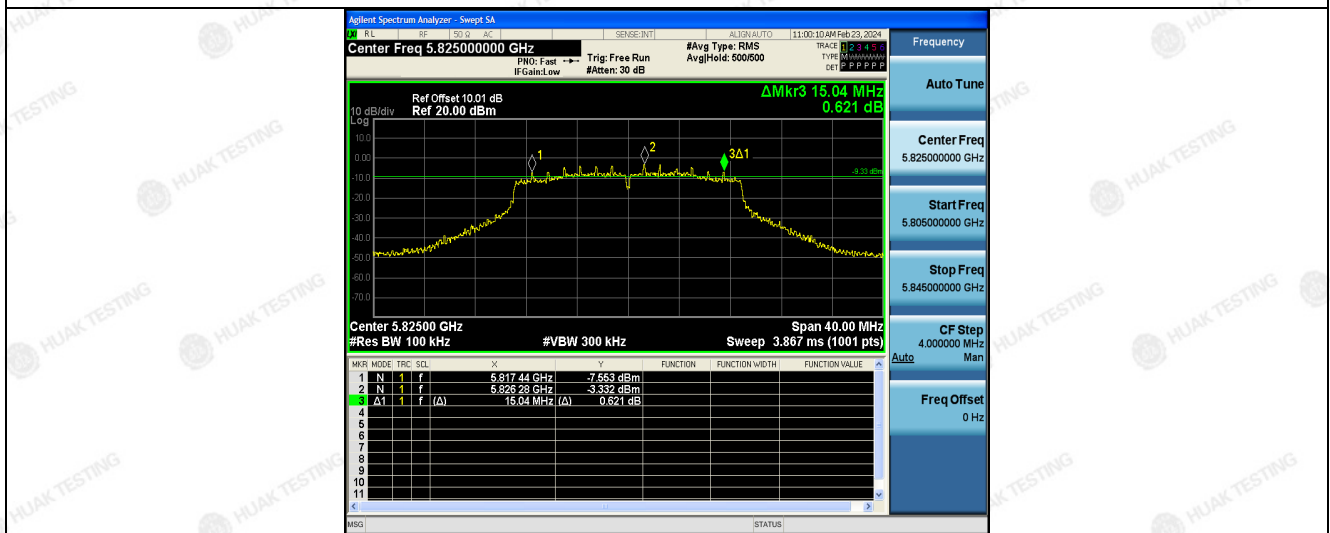
Add: 1-2F., Building B2, Junfeng Zhongcheng Zhizao Innovation Park, Heping Community, Fuhai Street, Bao'an District, Shenzhen, Guangdong, China



Low



Mid

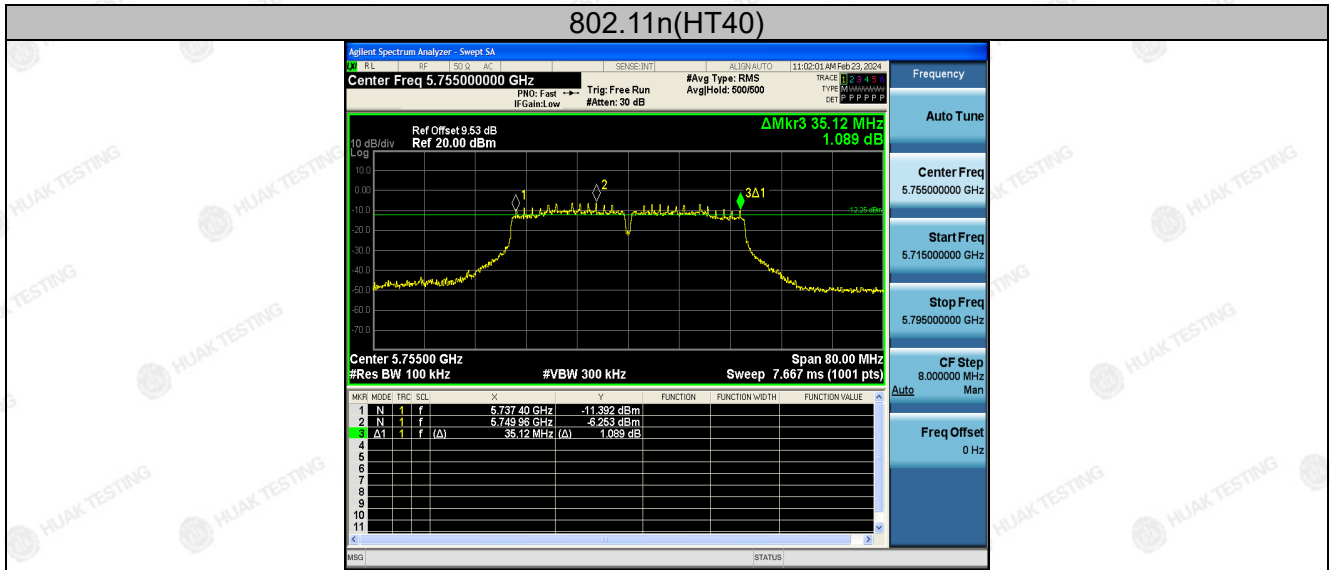


High

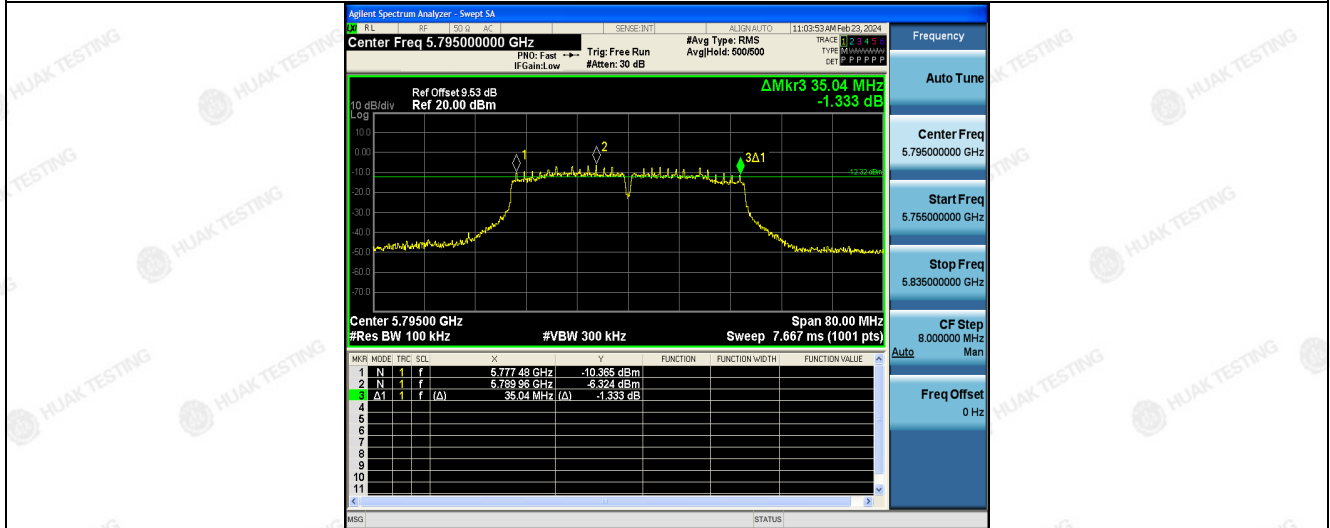
The results shown in this test report refer only to the sample(s) tested unless otherwise stated and the sample(s) are retained for 30 days only. The document is issued by HUAJ, this document cannot be reproduced except in full with our prior written permission. The more details and the authenticity of the report will be confirmed at <http://www.cer-mark.com>.

TEL : +86-755 2302 9901 FAX : +86-755 2302 9901 E-mail : service@cer-mark.com

Add: 1-2F., Building B2, Junfeng Zhongcheng Zhizao Innovation Park, Heping Community, Fuhai Street, Bao'an District, Shenzhen, Guangdong, China



Low



High

The results shown in this test report refer only to the sample(s) tested unless otherwise stated and the sample(s) are retained for 30 days only. The document is issued by HUAKE, this document cannot be reproduced except in full with our prior written permission. The more details and the authenticity of the report will be confirmed at <http://www.cer-mark.com>.

TEL : +86-755 2302 9901 FAX : +86-755 2302 9901 E-mail : service@cer-mark.com

Add: 1-2F., Building B2, Junfeng Zhongcheng Zhizao Innovation Park, Heping Community, Fuhai Street, Bao'an District, Shenzhen, Guangdong, China



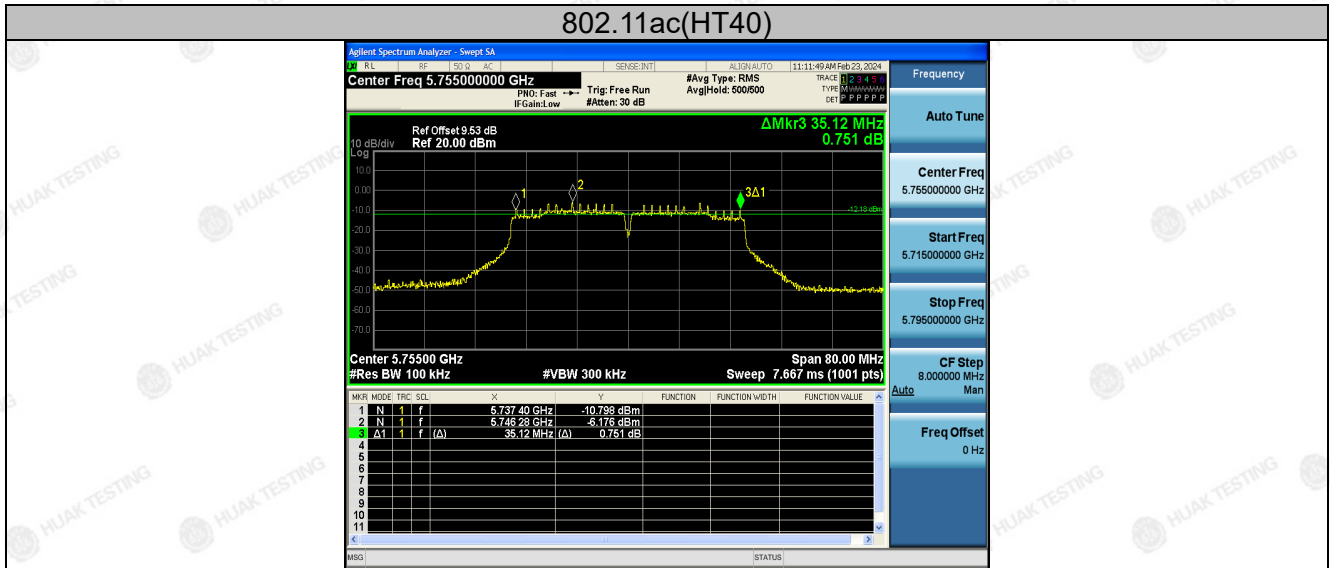
The results shown in this test report refer only to the sample(s) tested unless otherwise stated and the sample(s) are retained for 30 days only. The document is issued by HUAJ, this document cannot be reproduced except in full with our prior written permission. The more details and the authenticity of the report will be confirmed at <http://www.cer-mark.com>.

TEL : +86-755 2302 9901 FAX : +86-755 2302 9901 E-mail : service@cer-mark.com

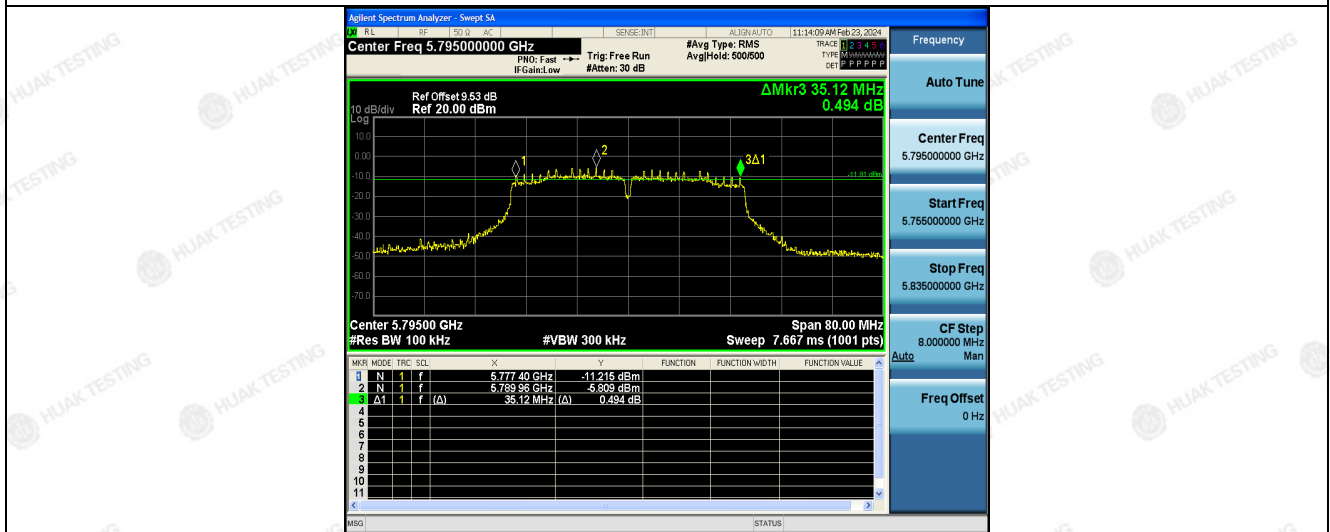
Add: 1-2F., Building B2, Junfeng Zhongcheng Zhizao Innovation Park, Heping Community, Fuhai Street, Bao'an District, Shenzhen, Guangdong, China



802.11ac(HT40)



Low

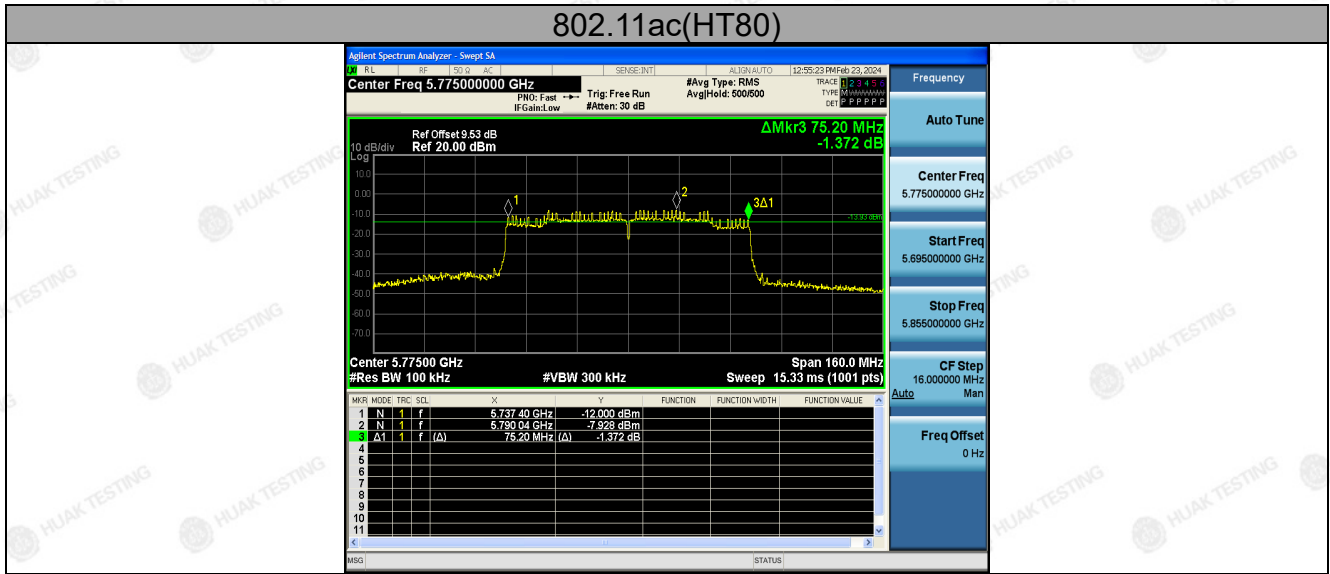


High

The results shown in this test report refer only to the sample(s) tested unless otherwise stated and the sample(s) are retained for 30 days only. The document is issued by HUAKE, this document cannot be reproduced except in full with our prior written permission. The more details and the authenticity of the report will be confirmed at <http://www.cer-mark.com>.

TEL : +86-755 2302 9901 FAX : +86-755 2302 9901 E-mail : service@cer-mark.com

Add: 1-2F., Building B2, Junfeng Zhongcheng Zhizao Innovation Park, Heping Community, Fuhai Street, Bao'an District, Shenzhen, Guangdong, China



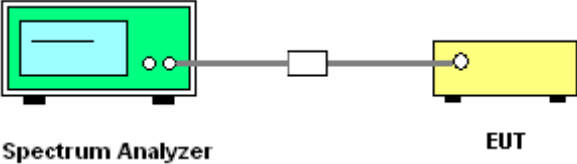
The results shown in this test report refer only to the sample(s) tested unless otherwise stated and the sample(s) are retained for 30 days only. The document is issued by HUAKE, this document cannot be reproduced except in full with our prior written permission. The more details and the authenticity of the report will be confirmed at <http://www.cer-mark.com>.

TEL : +86-755 2302 9901 FAX : +86-755 2302 9901 E-mail : service@cer-mark.com

Add: 1-2F., Building B2, Junfeng Zhongcheng Zhizao Innovation Park, Heping Community, Fuhai Street, Bao'an District, Shenzhen, Guangdong, China

4.4. 26db Bandwidth and 99% Occupied Bandwidth

4.4.1. Test Specification

Test Requirement:	47 CFR Part 15C Section 15.407 (a)
Test Method:	KDB789033 D02 General UNII Test Procedures New Rules v02r01 Section C
Limit:	No restriction limits
Test Setup:	 <p style="text-align: center;">Spectrum Analyzer EUT</p>
Test Mode:	Transmitting mode with modulation
Test Procedure:	<ol style="list-style-type: none"> 1. KDB789033 D02 General UNII Test Procedures New Rules v02r01 Section C. 2. Set to the maximum power setting and enable the EUT transmit continuously. 3. Make the measurement with the spectrum analyzer's resolution bandwidth $RBW = 1\% EBW$, $VBW \geq 3RBW$, In order to make an accurate measurement. 4. Measure and record the results in the test report.
Test Result:	N/A

4.4.2. Test Instruments

RF Test Room					
Equipment	Manufacturer	Model	Serial Number	Calibration Date	Calibration Due
Spectrum analyzer	Agilent	N9020A	HKE-048	Feb. 20, 2024	Feb. 19, 2025
RF cable	Times	1-40G	HKE-034	Feb. 20, 2024	Feb. 19, 2025
RF automatic control unit	Tonscend	JS0806-2	HKE-060	Feb. 20, 2024	Feb. 19, 2025

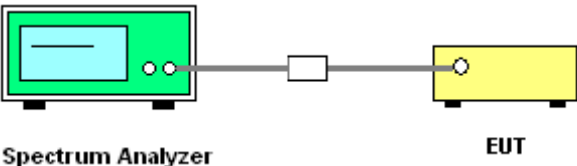
Note: The calibration interval of the above test instruments is 12 months and the calibrations are traceable to international system unit (SI).

4.4.3. Test Result

N/A

4.5. Power Spectral Density

4.5.1. Test Specification

Test Requirement:	FCC Part15 E Section 15.407 (a)
Test Method:	KDB789033 D02 General UNII Test Procedures New Rules v02r01 Section F
Limit:	≤30.00dBm/500KHz for Band IV 5725MHz-5850MHz
Test Setup:	 <p style="text-align: center;">Spectrum Analyzer EUT</p>
Test Mode:	Transmitting mode with modulation
Test Procedure:	<ol style="list-style-type: none"> 1. Set the spectrum analyzer or EMI receiver span to view the entire emission bandwidth. 2. Set RBW = 510 kHz/1 MHz, VBW ≥ 3*RBW, Sweep time = Auto, Detector = RMS. 3. Allow the sweeps to continue until the trace stabilizes. 4. Use the peak marker function to determine the maximum amplitude level. 5. The E.I.R.P spectral density used radiated test method. At a test site that has been validated using the procedures of ANSI C63.4 or the latest CISPR 16-1-4 for measurements above 1 GHz, so as to simulate a near free-space environment.
Test Result:	PASS

4.5.2. Test Instruments

RF Test Room					
Equipment	Manufacturer	Model	Serial Number	Calibration Date	Calibration Due
Spectrum analyzer	Agilent	N9020A	HKE-048	Feb. 20, 2024	Feb. 19, 2025
RF cable	Times	1-40G	HKE-034	Feb. 20, 2024	Feb. 19, 2025
RF automatic control unit	Tonscend	JS0806-2	HKE-060	Feb. 20, 2024	Feb. 19, 2025

Note: The calibration interval of the above test instruments is 12 months and the calibrations are traceable to international system unit (SI).



4.5.3. Test data

ANT 1

Configuration Band IV (5725 - 5850 MHz)						
Mode	Test channel	Level [dBm/510kHz]	10log(500/510)	Power Spectral Density	Limit (dBm/500kHz)	Result
11a	CH149	-0.89	-0.086	-0.976	30	PASS
11a	CH157	-0.23	-0.086	-0.316	30	PASS
11a	CH165	0.6	-0.086	0.514	30	PASS
11n HT20	CH149	0.61	-0.086	0.524	30	PASS
11n HT20	CH157	0.82	-0.086	0.734	30	PASS
11n HT20	CH165	1.25	-0.086	1.164	30	PASS
11n HT40	CH151	-3.46	-0.086	-3.546	30	PASS
11n HT40	CH159	-3.09	-0.086	-3.176	30	PASS
11ac HT20	CH149	1.29	-0.086	1.204	30	PASS
11ac HT20	CH157	1.19	-0.086	1.104	30	PASS
11ac HT20	CH165	0.84	-0.086	0.754	30	PASS
11ac HT40	CH151	-3.28	-0.086	-3.366	30	PASS
11ac HT40	CH159	-2.83	-0.086	-2.916	30	PASS
11ac HT80	CH155	-5.38	-0.086	-5.466	30	PASS

Note: Power Spectral Density= Level [dBm/510kHz]+ (10log(Limit RBW/Test RBW))

Test plots as follows:

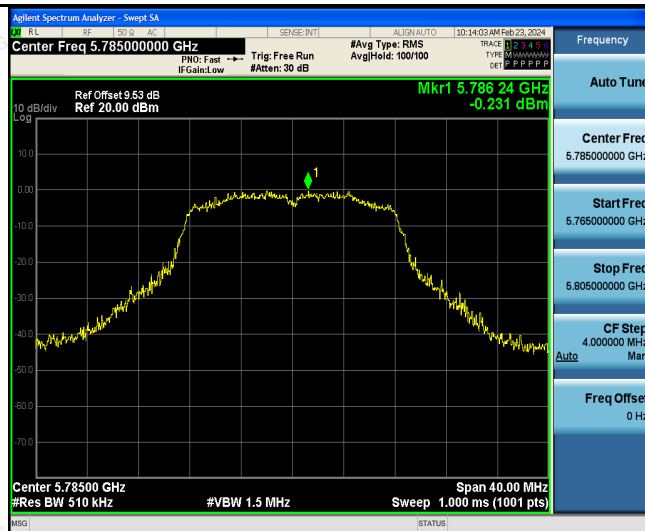


Band IV (5725-5850 MHz)

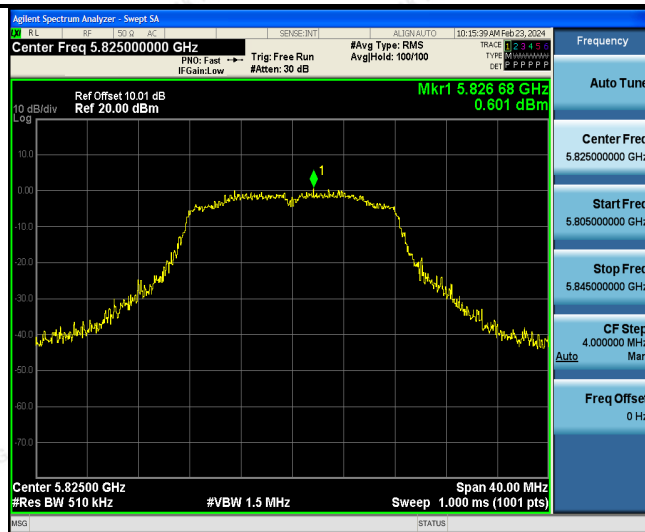
802.11a



Low



Mid



High

The results shown in this test report refer only to the sample(s) tested unless otherwise stated and the sample(s) are retained for 30 days only. The document is issued by HUAJ, this document cannot be reproduced except in full with our prior written permission. The more details and the authenticity of the report will be confirmed at <http://www.cer-mark.com>.

TEL : +86-755 2302 9901 FAX : +86-755 2302 9901 E-mail : service@cer-mark.com

Add: 1-2F., Building B2, Junfeng Zhongcheng Zhizao Innovation Park, Heping Community, Fuhai Street, Bao'an District, Shenzhen, Guangdong, China



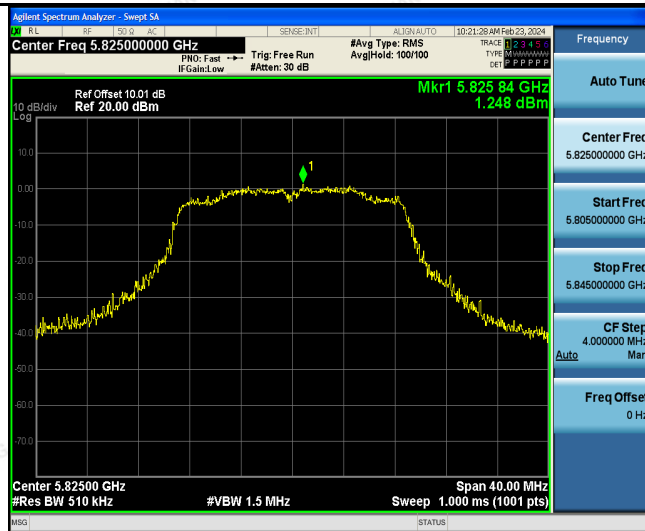
802.11n(HT20)



Low



Mid

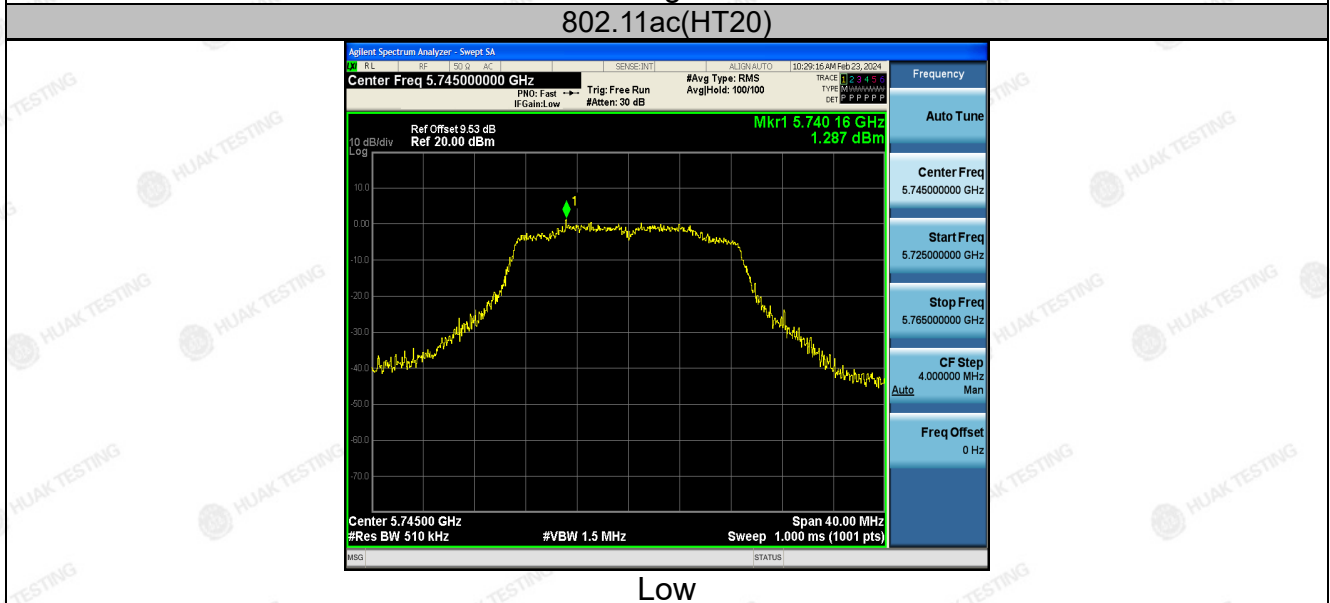
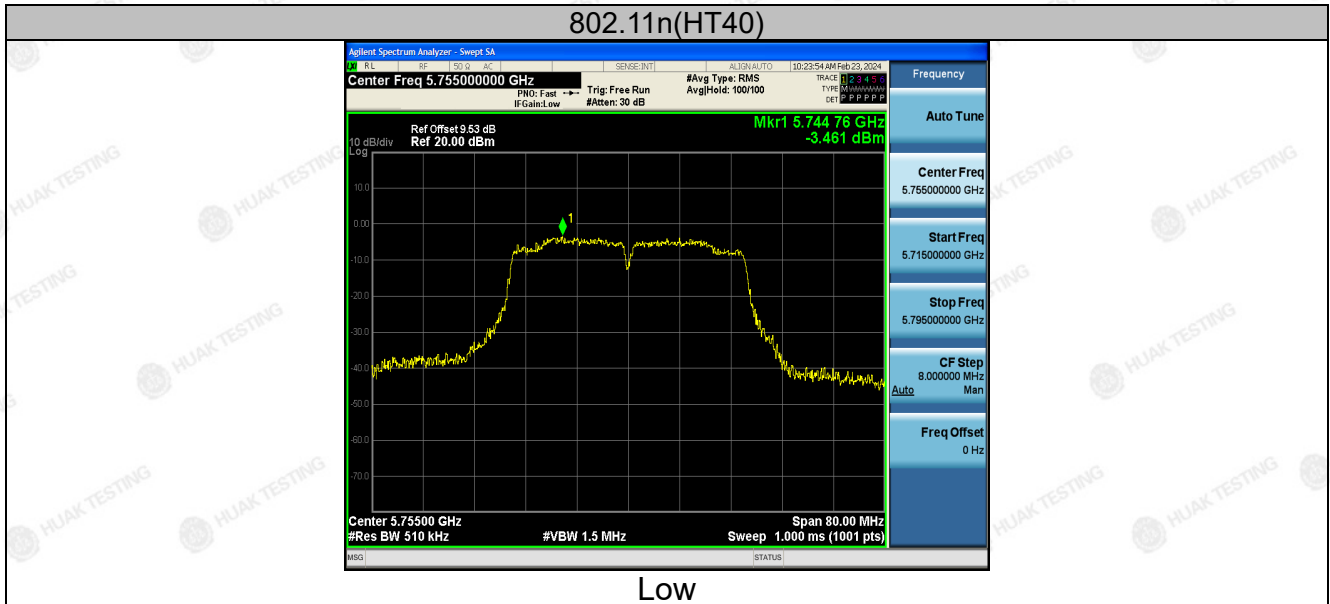


High

The results shown in this test report refer only to the sample(s) tested unless otherwise stated and the sample(s) are retained for 30 days only. The document is issued by HUAKE, this document cannot be reproduced except in full with our prior written permission. The more details and the authenticity of the report will be confirmed at <http://www.cer-mark.com>.

TEL : +86-755 2302 9901 FAX : +86-755 2302 9901 E-mail : service@cer-mark.com

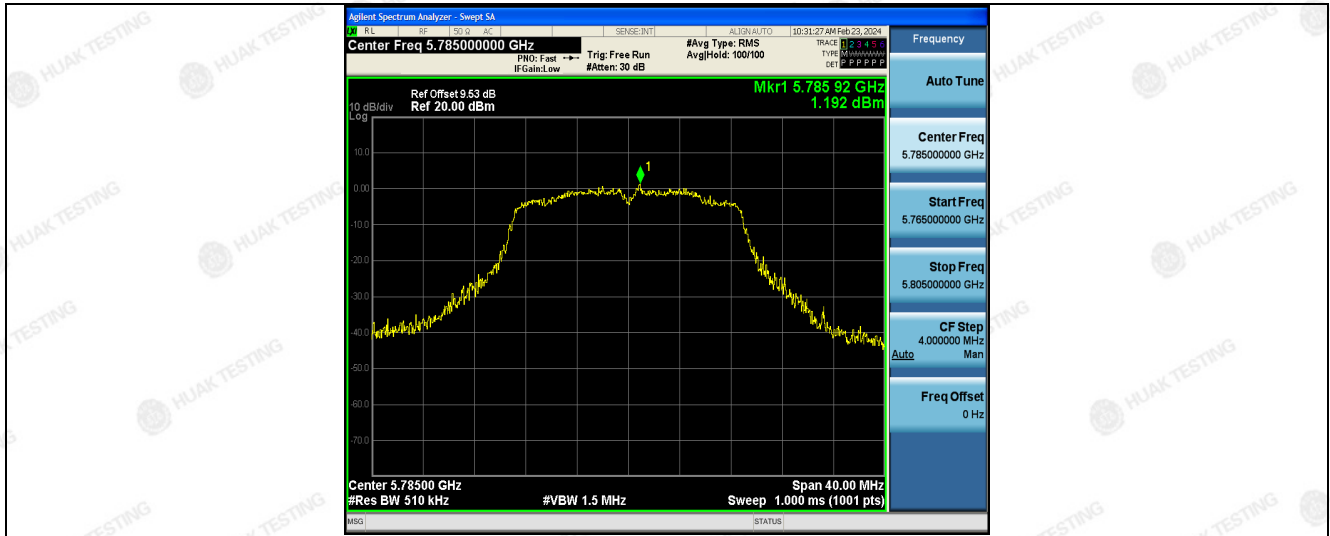
Add: 1-2F., Building B2, Junfeng Zhongcheng Zhizao Innovation Park, Heping Community, Fuhai Street, Bao'an District, Shenzhen, Guangdong, China



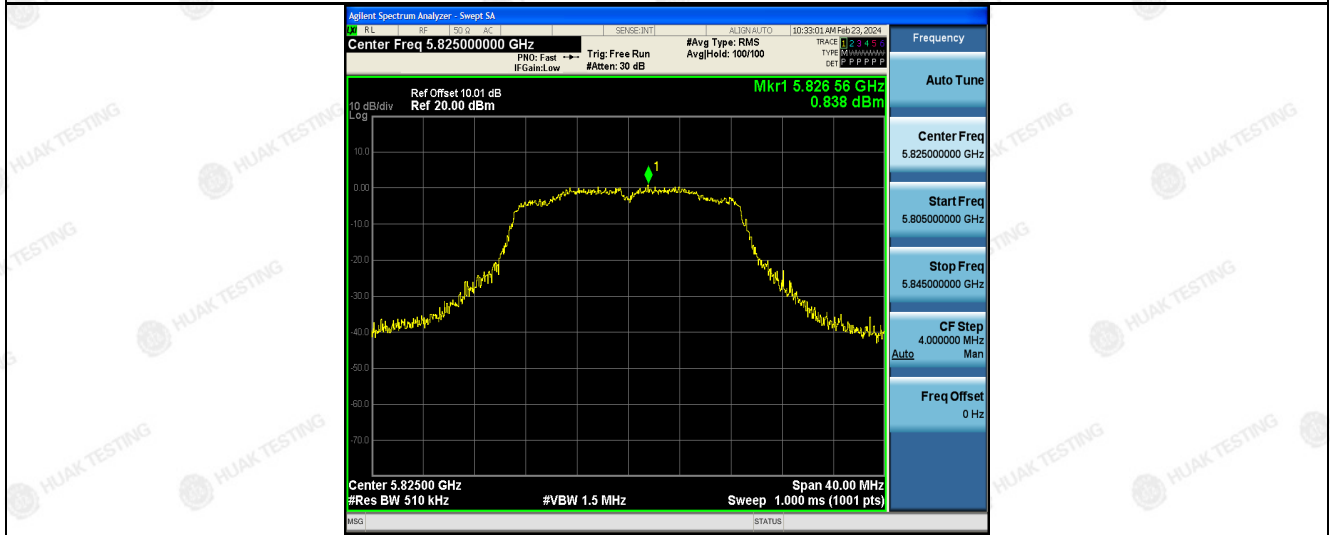
The results shown in this test report refer only to the sample(s) unless otherwise stated and the sample(s) are retained for 30 days only. The document is issued by HUAJ, this document cannot be reproduced except in full with our prior written permission. The more details and the authenticity of the report will be confirmed at <http://www.cer-mark.com>.

TEL : +86-755 2302 9901 FAX : +86-755 2302 9901 E-mail : service@cer-mark.com

Add: 1-2F., Building B2, Junfeng Zhongcheng Zhizao Innovation Park, Heping Community, Fuhai Street, Bao'an District, Shenzhen, Guangdong, China



Mid



High

802.11ac(HT40)

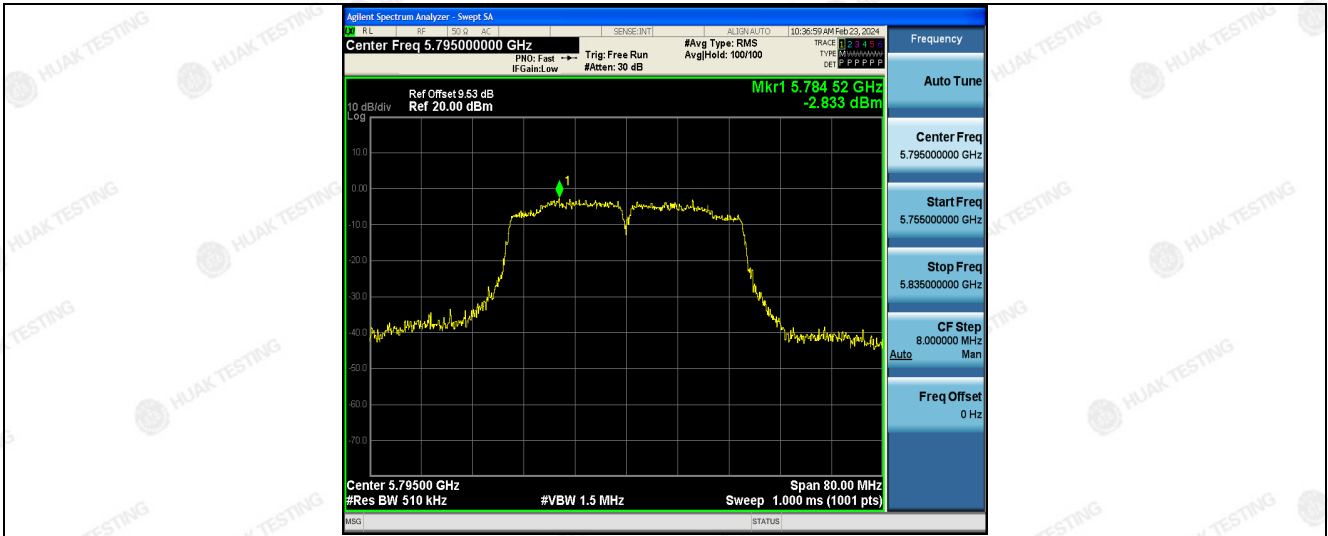


Low

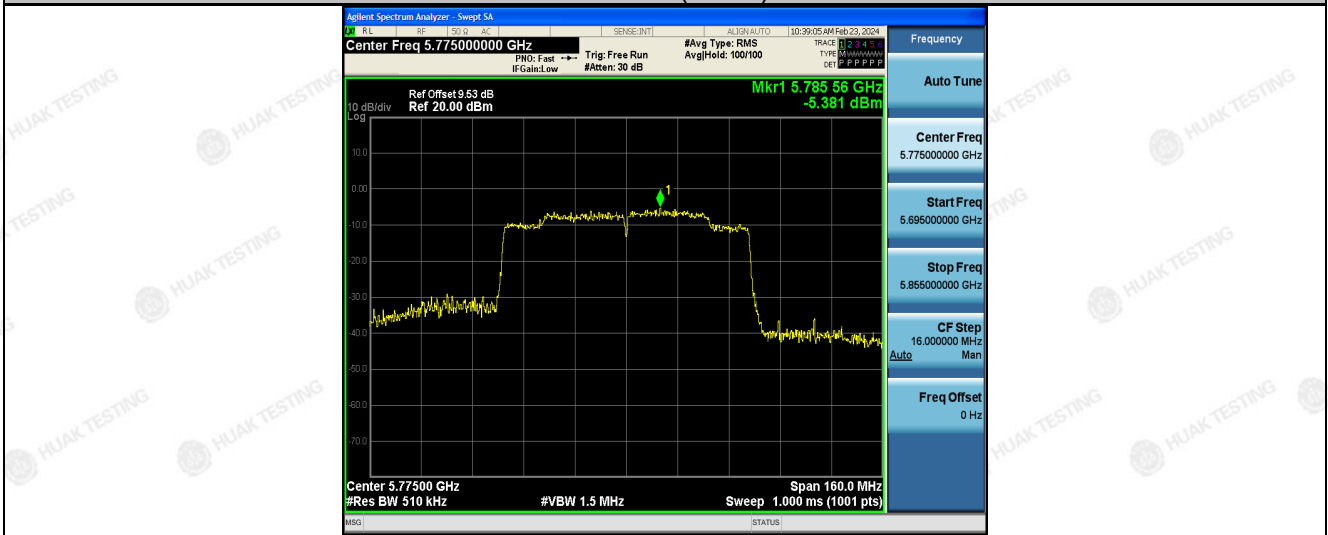
The results shown in this test report refer only to the sample(s) tested unless otherwise stated and the sample(s) are retained for 30 days only. The document is issued by HUAJAK, this document cannot be reproduced except in full with our prior written permission. The more details and the authenticity of the report will be confirmed at <http://www.cer-mark.com>.

TEL : +86-755 2302 9901 FAX : +86-755 2302 9901 E-mail : service@cer-mark.com

Add: 1-2F., Building B2, Junfeng Zhongcheng Zhizao Innovation Park, Heping Community, Fuhai Street, Bao'an District, Shenzhen, Guangdong, China



High
802.11ac(HT80)



The results shown in this test report refer only to the sample(s) tested unless otherwise stated and the sample(s) are retained for 30 days only. The document is issued by HUAJ, this document cannot be reproduced except in full with our prior written permission. The more details and the authenticity of the report will be confirmed at <http://www.cer-mark.com>.

TEL : +86-755 2302 9901 FAX : +86-755 2302 9901 E-mail : service@cer-mark.com

Add: 1-2F., Building B2, Junfeng Zhongcheng Zhizao Innovation Park, Heping Community, Fuhai Street, Bao'an District, Shenzhen, Guangdong, China



ANT 2

Configuration Band IV (5725 - 5850 MHz)						
Mode	Test channel	Level [dBm/510kHz]	10log(500/510)	Power Spectral Density	Limit (dBm/500kHz)	Result
11a	CH149	1.07	-0.086	0.984	30	PASS
11a	CH157	1.77	-0.086	1.684	30	PASS
11a	CH165	1.56	-0.086	1.474	30	PASS
11n HT20	CH149	0.85	-0.086	0.764	30	PASS
11n HT20	CH157	0.62	-0.086	0.534	30	PASS
11n HT20	CH165	0.15	-0.086	0.064	30	PASS
11n HT40	CH151	-2.67	-0.086	-2.756	30	PASS
11n HT40	CH159	-2.38	-0.086	-2.466	30	PASS
11ac HT20	CH149	1.02	-0.086	0.934	30	PASS
11ac HT20	CH157	1.66	-0.086	1.574	30	PASS
11ac HT20	CH165	0.39	-0.086	0.304	30	PASS
11ac HT40	CH151	-3.10	-0.086	-3.186	30	PASS
11ac HT40	CH159	-2.26	-0.086	-2.346	30	PASS
11ac HT80	CH155	-6.45	-0.086	-6.536	30	PASS

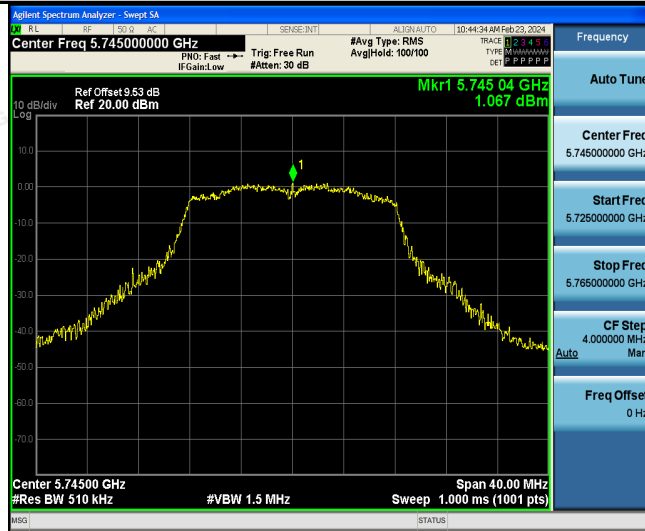
Note: Power Spectral Density= Level [dBm/510kHz]+ (10log(Limit RBW/Test RBW))

Test plots as follows:

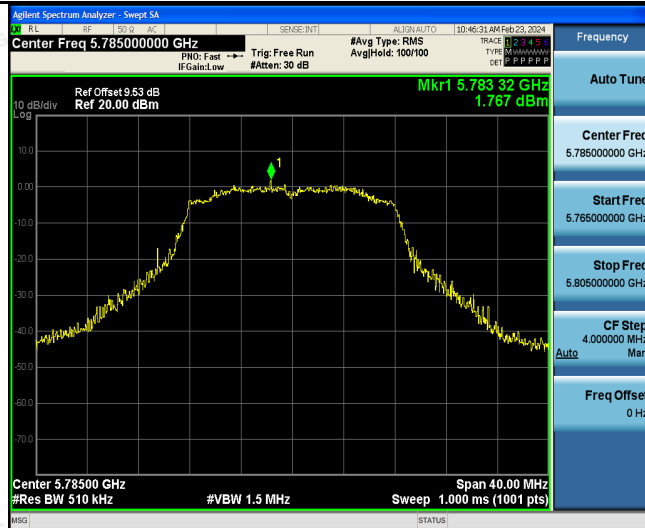


Band IV (5725-5850 MHz)

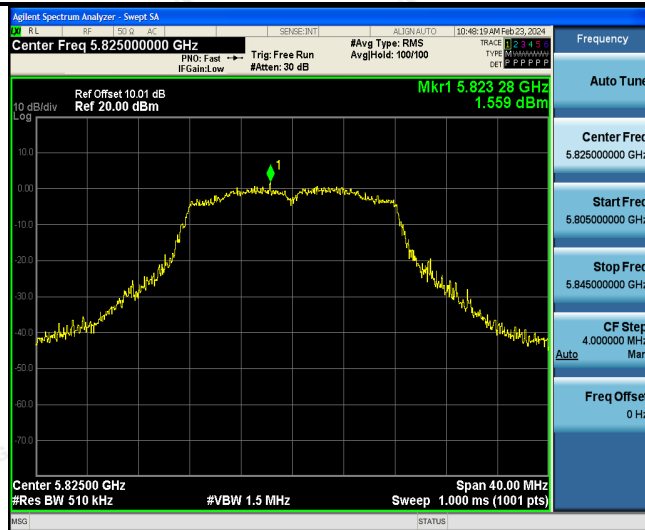
802.11a



Low



Mid



High

The results shown in this test report refer only to the sample(s) tested unless otherwise stated and the sample(s) are retained for 30 days only. The document is issued by HUAJ, this document cannot be reproduced except in full with our prior written permission. The more details and the authenticity of the report will be confirmed at <http://www.cer-mark.com>.

TEL : +86-755 2302 9901 FAX : +86-755 2302 9901 E-mail : service@cer-mark.com

Add: 1-2F., Building B2, Junfeng Zhongcheng Zhizao Innovation Park, Heping Community, Fuhai Street, Bao'an District, Shenzhen, Guangdong, China



802.11n(HT20)



Low



Mid

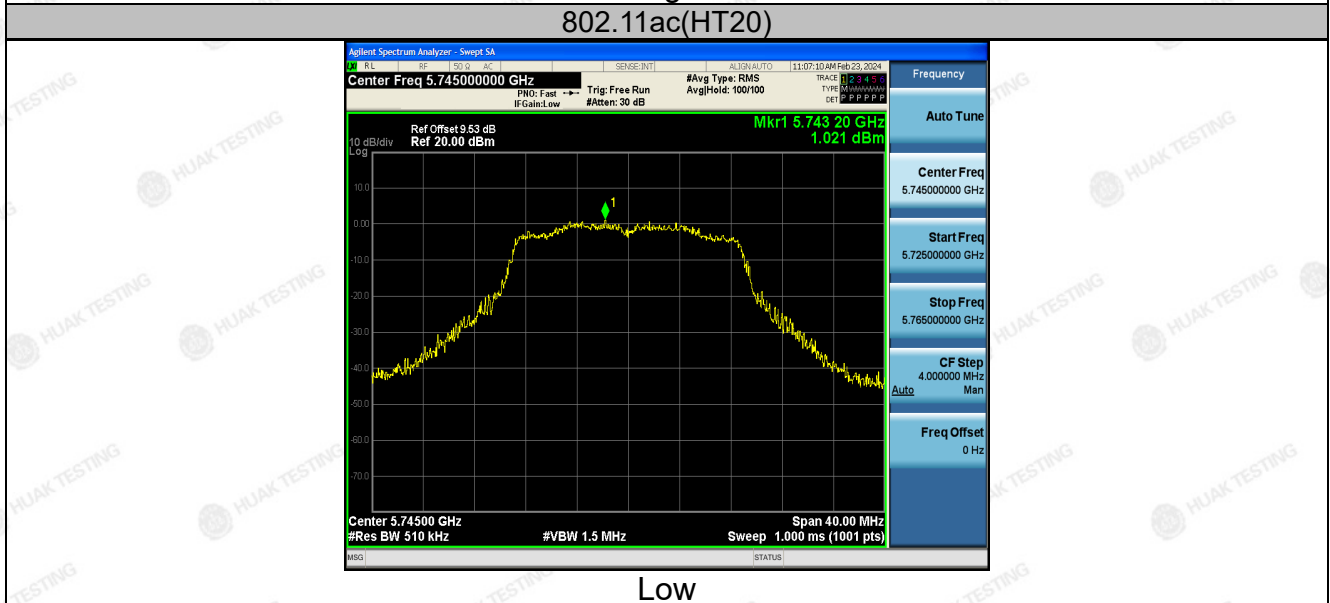
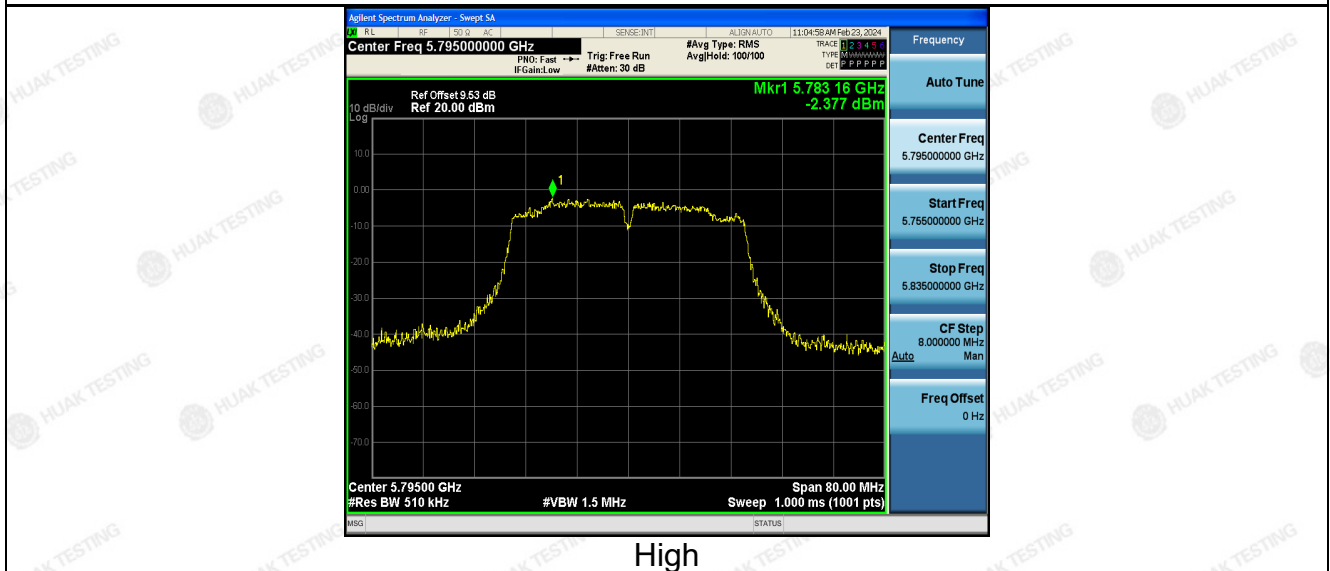
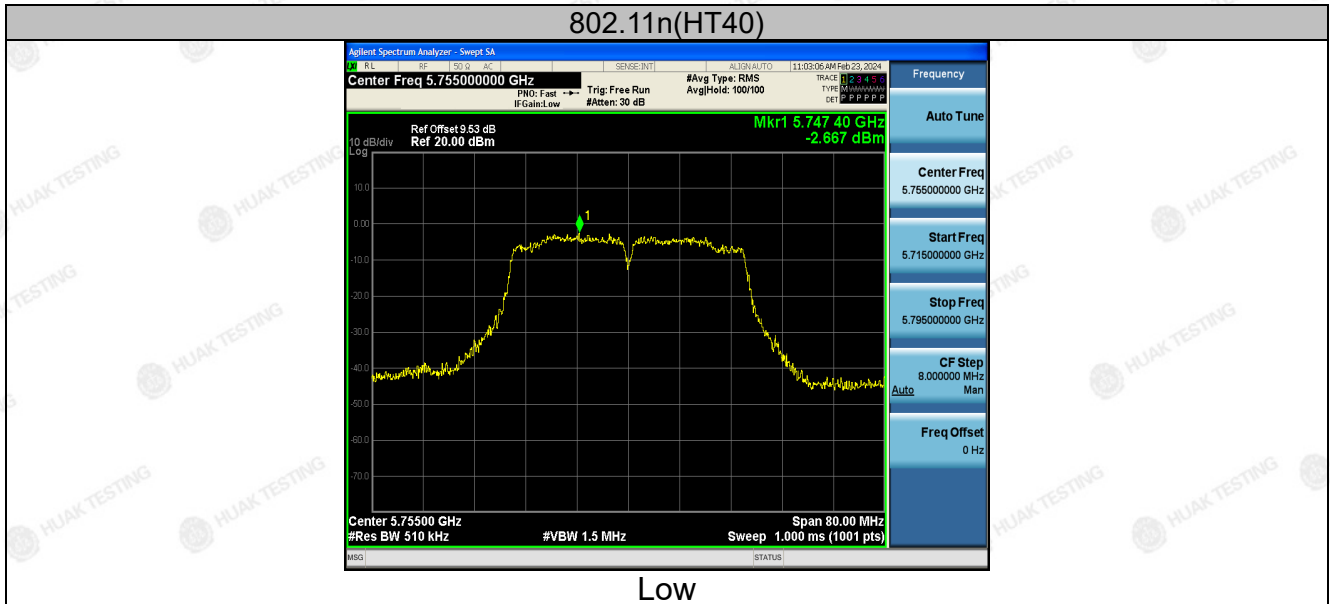


High

The results shown in this test report refer only to the sample(s) tested unless otherwise stated and the sample(s) are retained for 30 days only. The document is issued by HUAKE, this document cannot be reproduced except in full with our prior written permission. The more details and the authenticity of the report will be confirmed at <http://www.cer-mark.com>.

TEL : +86-755 2302 9901 FAX : +86-755 2302 9901 E-mail : service@cer-mark.com

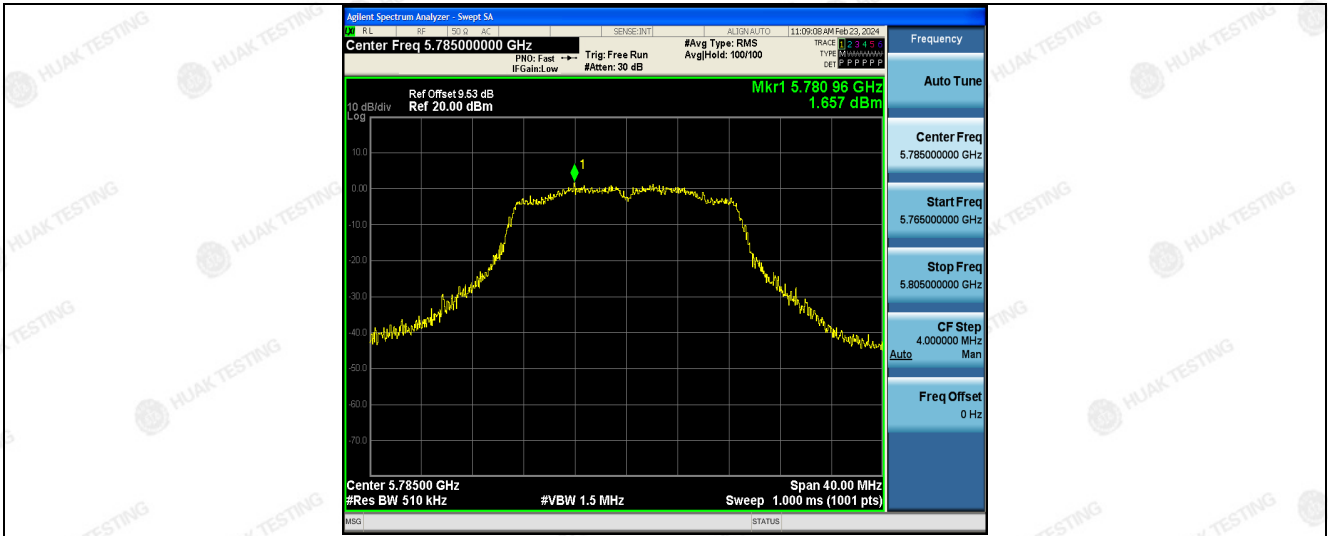
Add: 1-2F., Building B2, Junfeng Zhongcheng Zhizao Innovation Park, Heping Community, Fuhai Street, Bao'an District, Shenzhen, Guangdong, China



The results shown in this test report refer only to the sample(s) tested unless otherwise stated and the sample(s) are retained for 30 days only. The document is issued by HUAKE, this document cannot be reproduced except in full with our prior written permission. The more details and the authenticity of the report will be confirmed at <http://www.cer-mark.com>.

TEL : +86-755 2302 9901 FAX : +86-755 2302 9901 E-mail : service@cer-mark.com

Add: 1-2F., Building B2, Junfeng Zhongcheng Zhizao Innovation Park, Heping Community, Fuhai Street, Bao'an District, Shenzhen, Guangdong, China



Mid



High
802.11ac(HT40)



Low

The results shown in this test report refer only to the sample(s) tested unless otherwise stated and the sample(s) are retained for 30 days only. The document is issued by HUAKE, this document cannot be reproduced except in full with our prior written permission. The more details and the authenticity of the report will be confirmed at <http://www.cer-mark.com>.

TEL : +86-755 2302 9901 FAX : +86-755 2302 9901 E-mail : service@cer-mark.com

Add: 1-2F., Building B2, Junfeng Zhongcheng Zhizao Innovation Park, Heping Community, Fuhai Street, Bao'an District, Shenzhen, Guangdong, China



High

802.11ac(HT80)



The results shown in this test report refer only to the sample(s) tested unless otherwise stated and the sample(s) are retained for 30 days only. The document is issued by HUAKE, this document cannot be reproduced except in full with our prior written permission. The more details and the authenticity of the report will be confirmed at <http://www.cer-mark.com>.

TEL : +86-755 2302 9901 FAX : +86-755 2302 9901 E-mail : service@cer-mark.com

Add: 1-2F., Building B2, Junfeng Zhongcheng Zhizao Innovation Park, Heping Community, Fuhai Street, Bao'an District, Shenzhen, Guangdong, China



For MIMO antenna port 1+antenna port 2

Configuration Band IV (5725 - 5850 MHz)

Mode	Test channel	Power Density (dBm)	Limit (dBm)	Result
11n(HT20)	CH149	3.66	30	PASS
11n(HT20)	CH157	3.65	30	PASS
11n(HT20)	CH161	3.66	30	PASS
11n(HT40)	CH151	-0.12	30	PASS
11n(HT40)	CH159	0.20	30	PASS
11ac(HT20)	CH149	4.08	30	PASS
11ac(HT20)	CH157	4.36	30	PASS
11ac(HT20)	CH161	3.55	30	PASS
11ac(HT40)	CH151	-0.26	30	PASS
11ac(HT40)	CH159	0.39	30	PASS
11ac(HT80)	CH155	-2.96	30	PASS
<p>Note: 1 According to KDB 662911, Result power = $10\log(10^{(ant1/10)}+10^{(ant2/10)})$. 2 Result unit: W, The end result is converted to units of dBm. limit=30dBm-(direction gain-6dBi)=30dBm</p>				

Note: This product supports antenna 1 and antenna 2 launch, but only support 802.11 n/ac for MIMO mode, not support 802.11 a for MIMO mode.