




# USER MANUAL

# Charging and Active

- Charging the device to active before the first time using; To charge your device, plug the charging cable into the adapter or USB port on your computer.




# Pairing

1. Open the App and set up your profile
  2. to the 'Device , Click [ Add a Device]
  3. Choose your device on the scanning list
  4. Finish
- The MAC address on the “Setting”-”About” page could help you identify your device on the scanning list.

# Use the Touch Screen



# Phone Call

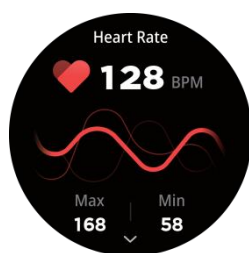


After connecting the smart Watch to the phone, you can use the watch to dial to control the phone for making calls and answering the phone calls.



You can also view the call history of the watch. You need to keep the connection between the watch and the phone stable when using the Phone Call function.

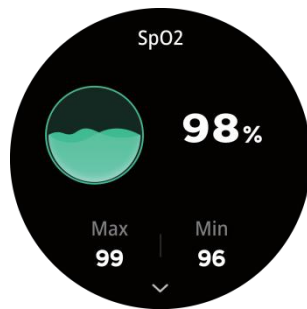
# Smart Watch Features



## Heart Rate Test

The Smart Watch could record your heart rate all day. You also could tap on the page to start measuring heart rate.

# Smart Watch Features



## SPO2 Test

Tap the spo2 page to start measuring your blood. On the blood pressure page, It can show the spo2 measured data of the last times .



## Blood Pressure

Tap on the blood pressure page, to start measuring your blood. On the blood pressure page, It can show the blood pressure measured data of the last times.

# Smart Watch Features



## Sports

Smart Watch automatically tracks Steps taken on the screen.

NOTE: Your movement stats reset to zero at midnight.



## Training

Tap the training icon on the menu to start a new training measure recording, there are 8 sport modes to be chosen. The last training recording will be shown on the training page.

# Downloading the App

Scan the following QR code, download and install the App.



Scan QR Code and Download




# Smart Watch Features



## Sleep

If you keep wearing Smart Watch in your sleep , it can provide the hours slept and quality of sleep stats on both the screen and the APP.

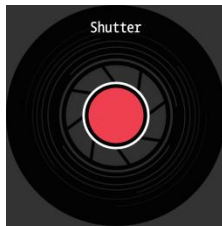
NOTE: Sleep stats reset to zero at 8:00 pm.



## Player Shutter


After connecting the device,you can remote contral the music player on your phone

# Smart Watch Features



## Remote Shutter

After connecting the device, you can remote control the camera on your phone.



## Messages Reminder

The device can sync incoming notifications from Twitter, Facebook, Whatsapp, Instagram etc. Recently 5 messages can be stored. Note: You can switch on/off the incoming notification in the APP.

# Smart Watch Features



## Other Features

Other features include stopwatch, alarm, timer, brightness, mute on/off, theater mode, factory reset, power off and about.



## Weather

It could show the weather info of current and tomorrow on the weather page. Weather info is synced after connecting with the APP, it will not be updated after a long disconnected.

# Smart Watch Features



## Remind to Move

The device will vibrate to remind you to make a relax after 1 hour sitting. Note: You can switch on/off the feature in the APP



## Remind to Drink

The smart watch will remind you “Time to Drink Some Water” at the planned drinking time. Note: You can set the feature in tht APP.

# Getting to Know Your Device

1. **Using in Wet Conditions** Your device is water-resistant, which means it is rain-proof and splash-proof and can stand up to even the sweatiest workout. NOTE: Do not swim with your Smart Bracelet. We also don't recommend showering with your wristband; though the water won't hurt the device, wearing it 24/7 does not give your skin a chance to breathe. Whenever you get your bracelet wet, dry it thoroughly before putting it back on.
2. **Using Quick View** With Quick View you can check the time or the message from your phone on your Smart Bracelet without tapping. Just turn your wrist towards you and the time screen will appear for a few seconds.

# General Info & Specifications

1. Environmental Conditions Operating temperature: 14°F to 122°F (-10°C to 50°C)  
Non-operating temperature: -4°F to 140°F (-20°C to 60°C)
2. Size Fits a wrist between 5.5 and 7.7 inches in circumference.
3. Disposal and Recycling Please kindly be aware that it is the consumer's responsibility to properly dispose and recycle Smart Bracelet and accompanying components. Do not dispose of Smart Bracelet with common household waste, the Smart Bracelet unit is considered electronic waste and should be disposed of at your local electronic equipment collection facility. For more information, please contact your local electronic equipment waste management authority or the retailer where you bought the product.

This device complies with Part 15 of the FCC Rules. Operation is subject to the following two conditions: (1) this device may not cause harmful interference, and (2) this device must accept any interference received, including interference that may cause undesired operation

NOTE: This equipment has been tested and found to comply with the limits for a Class B digital device, pursuant to Part 15 of the FCC Rules. These limits are designed to provide reasonable protection against harmful interference in a residential installation. This equipment generates, uses and can radiate radio frequency energy and, if not installed and used in accordance with the instructions, may cause harmful interference to radio communications. However, there is no guarantee that interference will not occur in a particular installation.

If this equipment does cause harmful interference to radio or television reception, which can be determined by turning the equipment off and on, the user is encouraged to try to correct the interference by one or more of the following measures:

- Reorient or relocate the receiving antenna.
- Increase the separation between the equipment and receiver.
- Connect the equipment into an outlet on a circuit different from that to which the receiver is connected.
- Consult the dealer or an experienced radio/TV technician for help.

Warning: changes or modifications not expressly approved by the party responsible for compliance could void the user's authority to operate the equipment

The devices has been evaluated to meet general RF exposure requirement , the device can be used in portable exposure condition without restriction