

EXHIBIT D - TEST SETUP PHOTOGRAPHS


For Model: V62W

For Adapter 1(F05L5-050100SPAU)

Conducted Emissions - Front View



Conducted Emissions - Side View



For Adapter 2(DCT06W050100US-D0)

Conducted Emissions - Front View



Conducted Emissions - Side View



For POE

Conducted Emissions - Front View



Conducted Emissions - Side View



For Model: V61W

For Adapter 2(DCT06W050100US-D0)

Conducted Emissions - Front View



Conducted Emissions - Side View



For POE

Conducted Emissions - Front View




Conducted Emissions - Side View




For Model: V62W

For Adapter 1(F05L5-050100SPAU)

Radiated Emissions View (Below 30MHz)




Radiated Emissions View (Below 1 GHz)




For Adapter 2(DCT06W050100US-D0)

Radiated Emissions View (Below 30MHz)




Radiated Emissions View (Below 1 GHz)




For Model: V61W

For Adapter 1(F05L5-050100SPAU)

Radiated Emissions View (Below 30MHz)



Radiated Emissions View (Below 1 GHz)



Radiated Emissions View (1-18 GHz)



Radiated Emissions View (18-25 GHz)

