

Antenna Test Report

Test Standard: IEEE 149-1979

Manufacturer: DONGGUAN QINBO ELECTRONICS CO., LTD

Product Name: 2.4GHz Antenna

Model: QB077-24TX-01

Report No.: ZKS21081101A

Tested Date: 2021-08-16

Issued Date: 2021-08-17

Tested By : William Liu (Engineer)

Approved By: Lahm Peng (Manager)

Prepared By:

William Liu
Lahm Peng

Shenzhen ZRLK Testing Technology Co., Ltd.


Room 607, Floor 6, Building 2A, Chuangwei Innovation Valley, Tangtou No.1 Road, Shiyan Street,
Bao'an District, Shenzhen, China

Note: This test report is limited to the above client company and the product model only. It may not be duplicated without prior permitted by Shenzhen ZRLK Testing Technology Co., Ltd.

1. General Information

1.1 Product Information

Manufacturer	
Manufacturer:	DONGGUAN QINBO ELECTRONICS CO., LTD
Address of Manufacturer:	No.8-2, Xinglong No.1 Road, Miaobianwang Industrial Area, Shipai Town, Dongguan, China

General Description of Antenna	
Product Name:	2.4GHz Antenna
Model No.:	QB077-24TX-01
Frequency Range:	2400-2500MHz
Type of Antenna:	PCB Antenna
Antenna Gain:	-6.09dBi (Max.)
Impedance:	50 ohm
Antenna View (7mm*13mm)	
	

1.2 Test Methodology

All measurements contained in this report were conducted with standards IEEE 149-1979 for IEEE Standard Test Procedures for Antennas.

1.3 Test Facilities

Testing Lab: Shenzhen ZRLK Testing Technology Co., Ltd.
All measurement facilities used to collect the measurement data are located at Room 607, Floor 6, Building 2A, Chuangwei Innovation Valley, Tangtou No.1 Road, Shiyan Street, Bao'an District, Shenzhen, Guangdong Province, P. R. China 518055

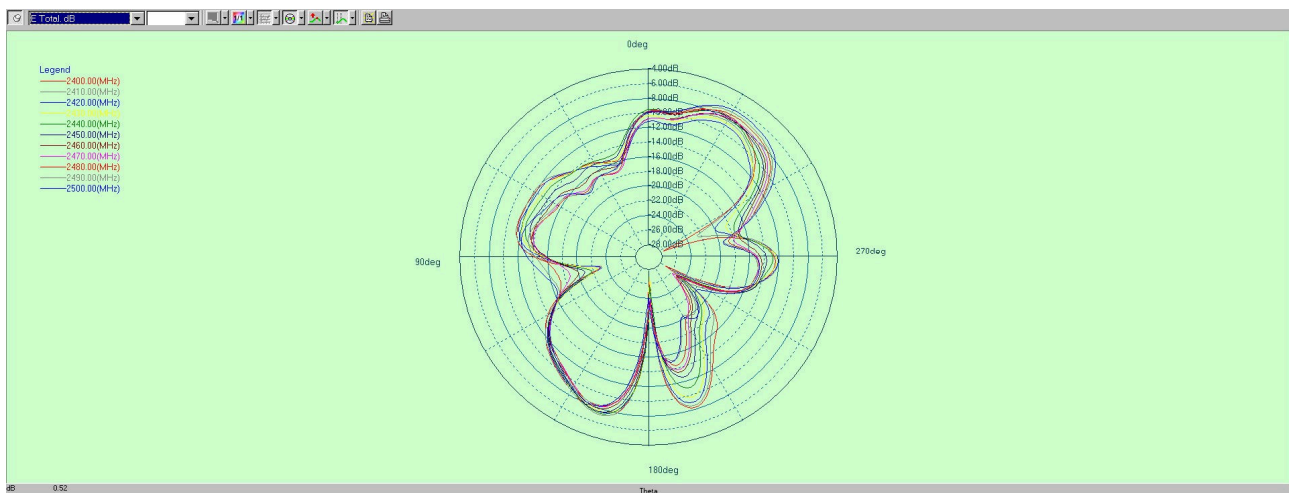
2. OTA Test

2.1 Peak Gain of Antenna

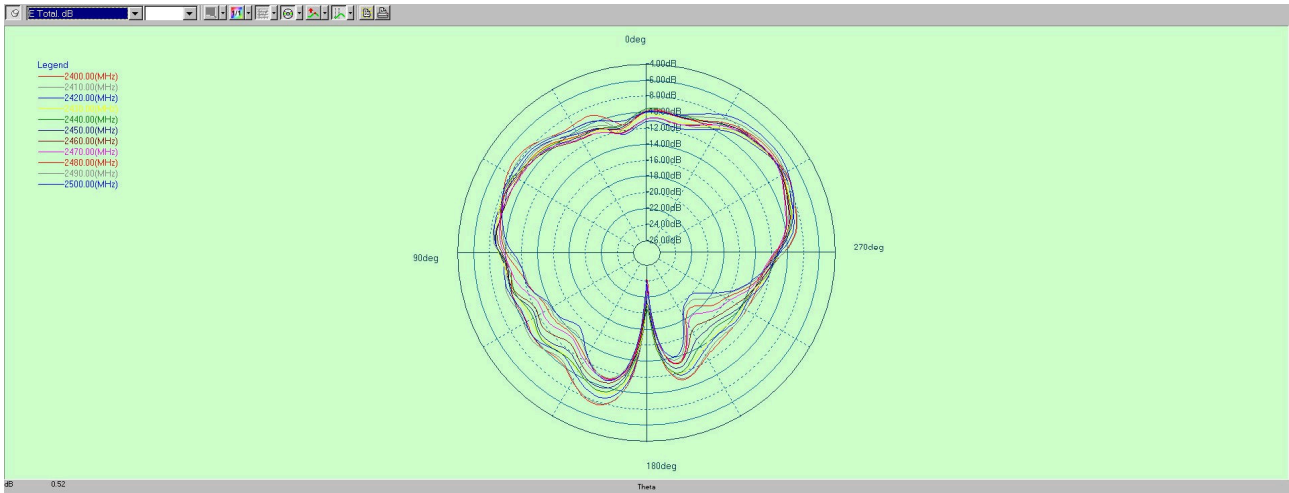
Frequency	Peak Gain (dBi)
2400MHz	-6.58
2410MHz	-6.61
2420MHz	-7.05
2430MHz	-7.22
2440MHz	-7.07
2450MHz	-7.33
2460MHz	-7.51
2470MHz	-7.40
2480MHz	-6.90
2490MHz	-6.51
2500MHz	-6.09

2.2 Radiation Pattern View

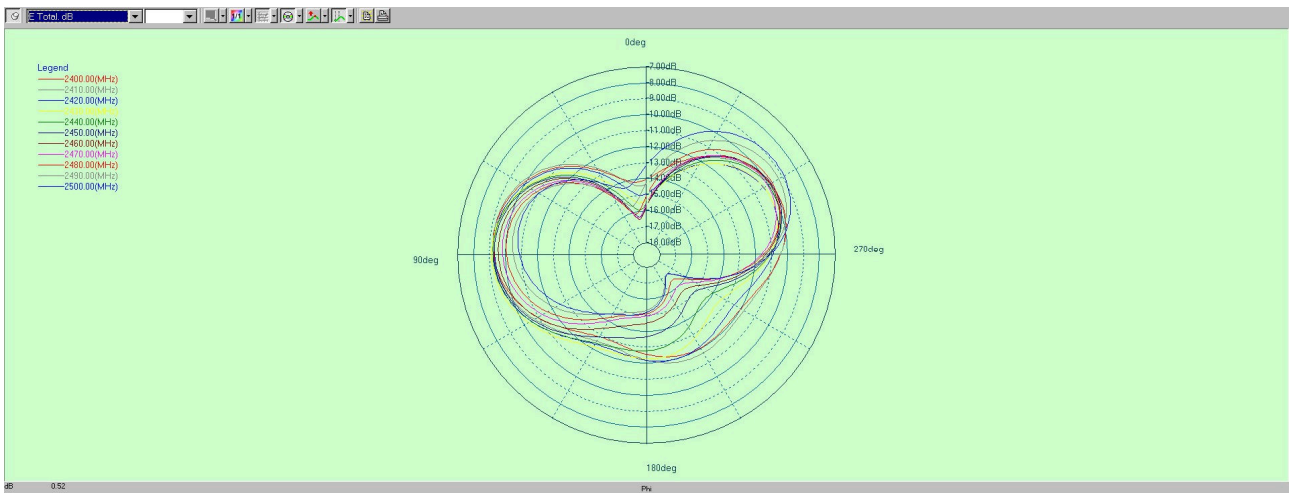
Phi = 0



Phi = 90



Theta = 90



2.3 OTA Test View

