



ONE PLUS ONE
Wireless Communication

深圳市一加一无线通讯技术有限公司

承认书

APPROVAL SHEET

客户 Customer	SHENZHEN SMART CARE TECHNOLOGY LIMITED
项目名 Project	AM10
料号 Part NO.	
规格 Specification	BT Antennas

APPROVAL			
OnePlusOne:			
RF Check	ME Check	QC Check	Confirm By
Customer:			
EE Check	PM Check	QC Check	Confirm By

承认鉴章后请寄回承认书一份

Please return to us one copy of "APPROVAL SHEET" with your approved signatures

Project:AM10	Author: Haiou.Zhu	File Name: AM10_APP_A.doc
Date: 2023-7-15		
Revision:	A	
CONFIDENTIAL		
Shenzhen OnePlusOne Wireless Communication Technology Co.,Ltd. 深圳市宝安区航城街道航城锦驰产业园 B1 栋 7 楼		

Date:	Revision:	Updates and changes:	Issued by:
2023.7.15	A	Initial sheet	Haiou.Zhu

Contents

1	ANTENNA DESCRIPTION	1-3
1.1	Part number	1-3
1.2	Antenna pictures.....	1-3
2	ELECTRICAL PERFORMANCE.....	2-3
2.1	Specification	2-3
2.2	Measurement Set-up.....	2-3
	2.2.1 VSWR and Return Loss	2-3
	2.2.2 Efficiency and Gain	2-3
3	REFERENCE MEASUREMENT DATA	3-4
3.1	Passive.....	3-4
3.2	Active	3-4
4	MECHANICAL DESCRIPTION.....	4-6
4.1	Drawings.....	4-6

Project:AM10	Author: Haiou.Zhu	File Name: AM10_APP_A.doc
Date: 2023-7-15		
Revision:	A	
CONFIDENTIAL		
Shenzhen OnePlusOne Wireless Communication Technology Co.,Ltd. 深圳市宝安区航城街道航城锦驰产业园 B1 栋 7 楼		

1 Antenna description

It summarize BT 5.0 antennas for project F7. BT 5.0 antenna's frequency band is 2400-2500MHz. BT 5.0 antenna's type is Monopole

1.1 Part number

Part number of antenna: F7

1.2 Antenna pictures



2 Electrical Performance

2.1 Specification

BT	
Frequency Range	2400MHz~2500MHz
Return Loss	<-5
Efficiency	>25

2.2 Measurement Set-up

2.2.1 VSWR and Return Loss

VSWR measurements (S_{11}) were performed using an Agilent ENA series Network Analyzer and the previously described test fixture. Coaxial chokes were used to mitigate surface currents on the outside of the cabling. The testing was performed in free space.

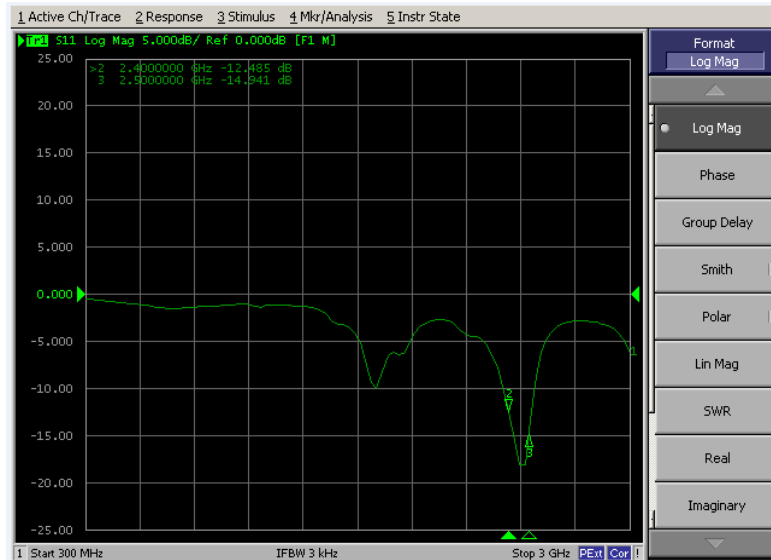
2.2.2 Efficiency and Gain

The gain of the antenna was measured in OPO's 3D anechoic chamber in Shenzhen, China. The chamber is a ETS system capable of doing tests from 380MHz to 6GHz. Coaxial chokes on the feed cable were used to mitigate surface currents during passive tests. The measurement results are calibrated using dipole standards. For TRP and TIS the chamber uses a 8960 / MT8820C to establish the connection with the mobile device and read the power.

Project:AM10	Author: Haiou.Zhu	File Name: AM10_APP_A.doc
Date: 2023-7-15		
Revision:	A	
CONFIDENTIAL		
Shenzhen OnePlusOne Wireless Communication Technology Co.,Ltd. 深圳市宝安区航城街道航城锦驰产业园 B1 栋 7 楼		

3 Reference measurement data

3.1 Passive



Return SWR

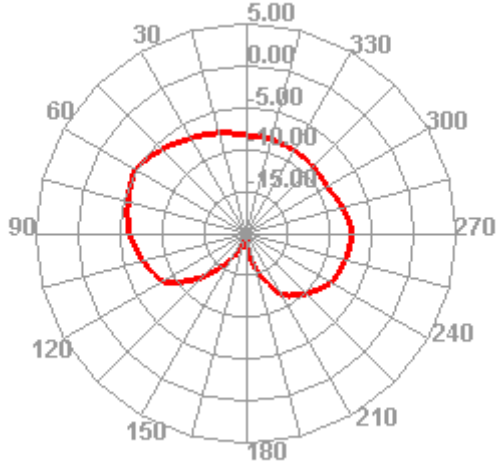
3.2 Active

Test Result	Bluetooth TRP		
	0	39	78
Frequency (MHz)	2402	2441	2480
Txp Ave (dBm)	-7.72	-8.07	-8.14
NHPRP (dBm) 45	NULL	NULL	NULL
MAX (dBm)	-4.8	-5.76	-6.33
EIRP peak	-4.8	-5.76	-6.33
Min (dBm)	-35.7	-36.02	-31
Attenuation Horizontal	43.67	43.01	43.4

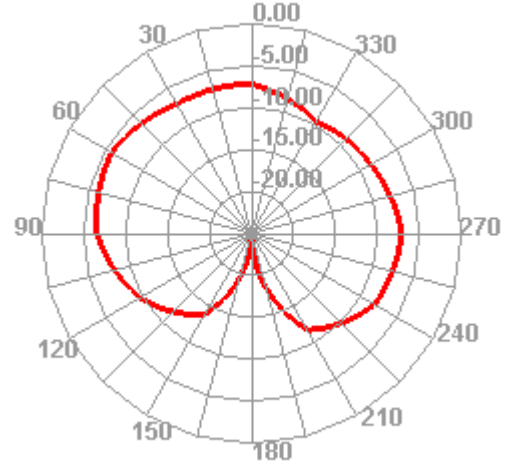
Application Information	
04Version	5.258.361
TotalTime	3m 12s 535ms
AdditionalInfor	B141EAA725E6

Project:AM10	Author: Haiou.Zhu	File Name: AM10_APP_A.doc
Date: 2023-7-15		
Revision:	A	
CONFIDENTIAL		
Shenzhen OnePlusOne Wireless Communication Technology Co.,Ltd. 深圳市宝安区航城街道航城锦驰产业园 B1 栋 7 楼		

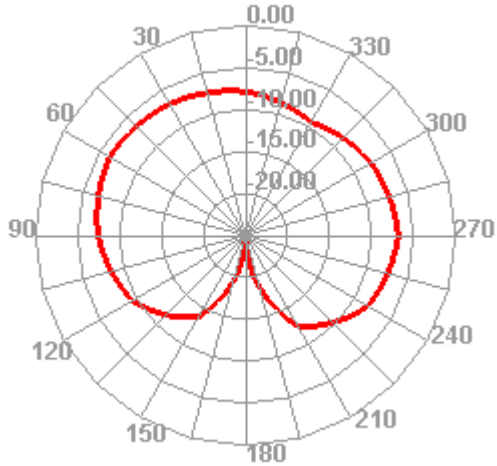
Bluetooth 0 TRP Phi=45



Bluetooth 39 TRP Phi=45



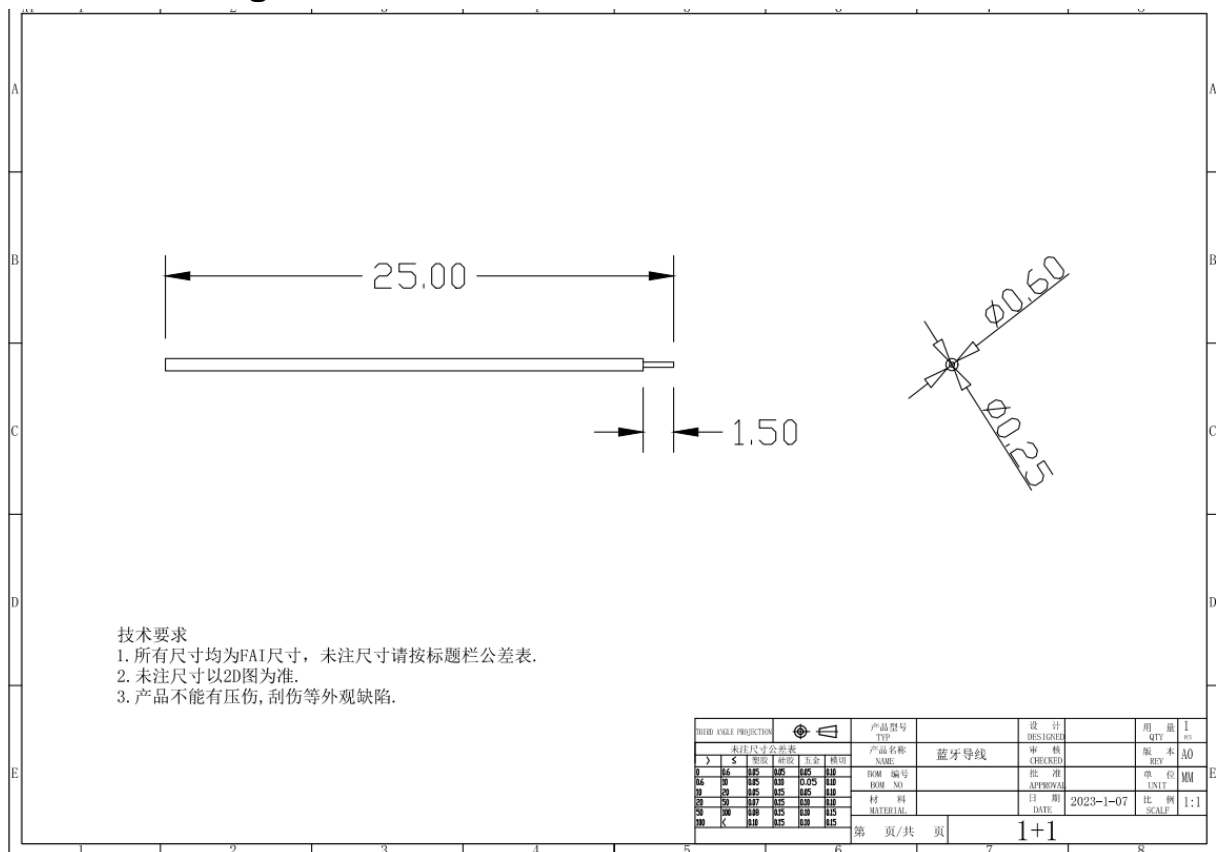
Bluetooth 78 TRP Phi=45



Project:AM10	Author: Haiou.Zhu	File Name: AM10_APP_A.doc
Date: 2023-7-15		
Revision:	A	
CONFIDENTIAL		
Shenzhen OnePlusOne Wireless Communication Technology Co.,Ltd. 深圳市宝安区航城街道航城锦驰产业园 B1 栋 7 楼		

4 Mechanical description

4.1 Drawings



Project:AM10	Author:	File Name:
Date: 2023-7-15	Haiou.Zhu	
Revision:	A	AM10_APP_A.doc
CONFIDENTIAL		
Shenzhen OnePlusOne Wireless Communication Technology Co.,Ltd. 深圳市宝安区航城街道航城锦驰产业园 B1 栋 7 楼		