


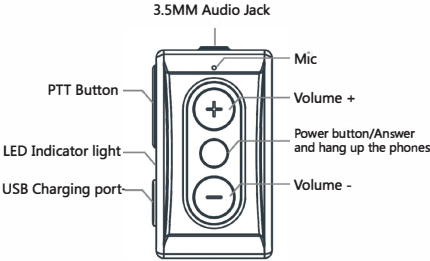
尺寸：60*85mm

Bluetooth PTT headset



HX-Z118
Quick Use Manual

1. Product Summary



HX Z118 is a multi-functional communication tool with Bluetooth headset, intercom, Zello, music, wireless microphone and other functions. It is specially designed for police, journalists, entertainment places, hotels, construction sites and so on. With this product, you don't have to work with a bulky walkie-talkie all the time. The small and portable design of HX Z118 and humanized collar clip can free your hands and make you more focused on your work. In your spare time, you can connect it to your mobile phone to enjoy music without missing important phonecalls and group information.

2. How to pair?

Pair with mobile phone

1. In shutdown model, long press the "power button" for 6 seconds, release when red light and blue light flash alternately.

2. Turn mobile phone Bluetooth on.

3. Scan the Bluetooth device and connect the Bluetooth device name "B02PTT" to complete the mobile phone connection.

Pair with walkie-talkie adapter

1. In shutdown model, long press the "power button" for 6 seconds, release when red light and blue light flash alternately.

2. In shutdown model, long press the "power button" on the walkie-talkie adapter for 6 seconds, release when red light and blue light flash alternately.

3. Place the walkie-talkie adapter near the HX-Z118, pairing is completed when the red and blue lights flash alternately turn to blue light flash slowly.

Note: After pairing with the walkie-talkie adapter, the walkie-talkie adapter cannot be turned off until HX-Z118 is shutdown.

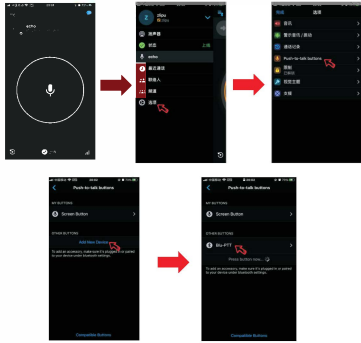
Pair with Zello software (IOS system)

1. Long press the "power button" for 6 seconds, release when red light and blue light flash alternately.

2. Turn mobile phone Bluetooth on.

3. Scan the Bluetooth device and connect the Bluetooth device name "B02PTT" to complete the mobile phone connection.

4. Connect Zello software: Open Zello software>>>Setting up>>>Option>>>Push-to-talk buttons>>>Add new device>>>B02PTT_BLE



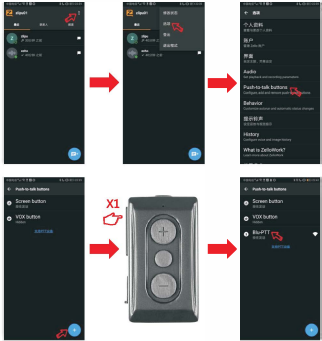
Pair with Zello software (Android system)

1. Long press the "power button" for 6 seconds, release when red light and blue light flash alternately.

2. Turn mobile phone Bluetooth on.

3. Scan the Bluetooth device and connect the Bluetooth device name "B02PTT" to complete the mobile phone connection.

4. Connect Zello software: Open Zello software>>>Setting up>>>Option>>>Push-to-talk buttons>>>Press the "+" button>>>Tap the PTT button>>>Pairing is successful when "B02PTT" appears.



3. How to use ?

Function	Operation	LED status
Turn on	In shutdown model, long press the "power button" for 2seconds	Blue light flash
Pairing	In shutdown model, long press the "power button" for 6seconds	Red and blue lights flash alternately
Turn off	In turned on model, long press the "power button" for 4seconds	LED light go out
Volume+	Long press "volume+" to increase volume	Blue light flash
Volume-	Long press "volume-" to lower volume	Blue light flash
Play/Pause music	Click the "power button", play/pause music	Blue light flash
Next song	When playing music, click "volume +" for next song	Blue light flash
Previous song	When playing music, click "volume -" for last song	Blue light flash
Answer a call	When call is coming, click the "power button" to answer calls	Blue light flash
Reject a call	When call is coming, double-click the "power button" to reject calls	Blue light flash
Hang up a call	When talking on a call, click the "power button" to hang up the call	Blue light flash
Zello remote	In connected model, press the "PTT button" to remote communication	When pressed, the blue light long bright
Adapter remote	When connected to the adapter, press the "PTT button" to remote control walkie-talkie for communication	When pressed, the blue light long bright
Low power indication	When battery level is less than 20%, it will make 2 beeps every 5 minutes	Red light flash 2 times every 30 seconds
Charging	When the 5V power is inserted, microphone will reset automatically and shutdown.	When charging, red light long bright When full green light long bright

4. Specification

Specification	
Product name	Bluetooth PTT headset
Model	HX-Z118
Bluetooth version	Bluetooth V5.1
Frequency level	Class2
Working distance	10m
Transmitted power	4dB
Communication time	15H
Standby time	200H
Charging time	< 3H
Input	DC 5V= 500mA
Working temperature	-10°C-45°C

FCC Warning Statement
Changes or modifications not expressly approved by the party responsible for compliance could void the user's authority to operate the equipment. This equipment has been tested and found to comply with the limits for a Class B digital device, pursuant to Part 15 of the FCC Rules. These limits are designed to provide reasonable protection against harmful interference in a residential installation. This equipment generates uses and can radiate radio frequency energy and, if not installed and used in accordance with the instructions, may cause harmful interference to radio communications. However, there is no guarantee that interference will not occur in a particular installation. If this equipment does cause harmful interference to radio or television reception, which can be determined by turning the equipment off and on, the user is encouraged to try to correct the interference by one or more of the following measures:

- Reorient or relocate the receiving antenna.
- Increase the separation between the equipment and receiver.
- Connect the equipment into an outlet on a circuit different from that to which the receiver is connected.
- Consult the dealer or an experienced radio/TV technician for help.

This device complies with Part 15 of the FCC Rules. Operation is subject to the following two conditions:
(1) This device may not cause harmful interference, and
(2) This device must accept any interference received, including interference that may cause undesired operation.

