


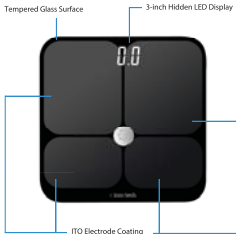







EF655B4说明书 六折页再对折, 折后尺寸: 80x125mm, 展开尺寸: 480x250mm,单黑正反印刷, 105g铜版纸

<p>Install App</p> <p>Scan QR Code</p>  <p>Download from App Store/Play Store</p> <p>Search for "Innotech Scale" in App Store(iOS) or Google Play(Android).</p>  <p>Innotech Scale</p> <p>Google play</p> <p>Available on the App Store</p>	<p>Setting Up Your Innotech Smart Scale Device</p> <ol style="list-style-type: none">Download the "Innotech Scale" application from Play Store (Android) or App Store (iOS).Register through the Innotech app following application prompts to completion.Install the batteries and place the scale on a hard flat surface.Follow the instructions in the app and pair the scale with your phone.Step on and off the scale to activate it.After pairing, step on the scale barefoot, and start weighing. <p>What if the scale is not successfully activated or connected?</p> <ol style="list-style-type: none">Do not pair the scale from your smartphone's Bluetooth menu. Use the Innotech application to pair the scale with your smartphone.Make sure the batteries are correctly installed. Replace the batteries if necessary.Fully exit your mobile application and reopen it.Disconnect Bluetooth and reconnect again. <p>To Change Measuring Unit</p> <p>When the screen illuminates, open the battery compartment located on the back of the scale, press the button inside to switch unit between pounds and kilograms.</p> 	<p>Product Introduction</p> 	<p>LED Screen Display</p>  <p>Troubleshooting</p> <p>Calculating measurement results. Please stand still until body fat is displayed.</p> <p>Zero. This message will be displayed upon the initialization or changing of batteries.</p> <p>Overload notification. This message will be displayed when exceeding the maximum weight capacity. Kindly step back on the scale to obtain weight measurement.</p> <p>Low battery. Please replace the batteries.</p>	<p>Product Specifications</p> <p>Model: Innotech IB-655 Bluetooth Smart Scale</p> <p>Dimensions: 320 x 120 x 25mm</p> <p>Net weight: 4.4lb (2kg)</p> <p>Power: DC 6V</p> <p>Storage temperature: -13—158°F / 25—70 °C</p> <p>Working current: <60mA</p> <p>Batteries: AAA battery X 3</p> <p>Automatic shut-off: 30+/-3 seconds</p> <p>Bluetooth: BLE 4.0</p> <p>Measurement Range</p> <p>Age: 18—80 years old (*Only weight will be measured for users under age of 18)</p> <p>Weight: 5.5—397 LBS / 2.5—180 KG</p> <p>Weight increment: 0.2 LBS / 0.1 KG</p> <p>Height: 3 ft 2 in—7 ft 2 in / 100—220 cm</p> <p>Body fat: 5.0%—45.0%</p> <p>Body fat increment: 0.1%</p> <p>Water: 35.0%—75.0%</p> <p>Water increment: 0.1%</p> <p>Muscle: 46—298 LBS / 21.0—135.0 KG</p> <p>Muscle measurement increment: 0.2 LBS / 0.1 KG</p> <p>BMR: 700—3000 KCal</p> <p>Visceral Fat: 1—59</p> <p>Bone mass: 2.2—8.8 LBS / 1—4 KG</p> <p>Bone increment: 0.2 LBS / 0.1 KG</p> <p>Protein: 5.0%—29.0%</p> <p>BMI: 5—90.0</p> <p>BMI increment: 0.1</p> <p>Family member capacity: 10</p>	<p>FCC Statement</p> <p>This device complies with part 15 of the FCC Rules. Operation is subject to the following two conditions: (1) this device may not cause harmful interference, and (2) this device must accept any interference received, including interference that may cause undesired operation.</p> <p>Changes or Modifications not expressly approved by the party responsible could void the user's authority to operate this device.</p> <p>NOTE: This equipment has been tested and found to comply with the limits for a Class B digital device, pursuant to Part 15 of the FCC Rules. These limits are designed to provide reasonable protection against harmful interference in a residential installation. This equipment generates, uses and can radiate radio frequency energy and, if not installed and used in accordance with the instructions, may cause harmful interference to radio communications. However, there is no guarantee that interference will not occur in a particular installation.</p> <p>If this equipment does cause harmful interference to radio or television reception, which can be determined by turning the equipment off and on, the user is encouraged to try to correct the interference by one or more of the following measures:</p> <ul style="list-style-type: none">Reorient or relocate the receiving antenna.Increase the separation between the equipment and receiver.Connect the equipment into an outlet on a circuit different from that to which the receiver is connected.Consult the dealer or an experienced radio/TV technician for help.
<p>FAQs</p> <p>1. My phone will not connect to the scale. What's wrong?</p> <p>Please do NOT pair the scale from your smartphone's Bluetooth menu. Install and open the Innotech app and then follow the on-screen instructions to pair the scale with your smartphone.</p> <p>Click the "Pair Device" button on the top right of the app if you have another scale to pair. The "Pair Device" button only pop up if the app detect another Innotech Bluetooth Smart Scale.</p> <p>If it still does not solve, please try below solutions:</p> <ol style="list-style-type: none">Remove the batteries and reinstall, repair the scaleUninstall the app and re-install the app.Disconnect Bluetooth and reconnect Bluetooth.Please check your phone setting that the location/GPS enabledThe scale might need to be reactivated. Please log in and open the app, turn Bluetooth on from your phone, step on the scale with barefoot, the scale should show Bluetooth logo, while the app should show all data.Ensure no other devices are currently paired to device as the scale can only connect to one device at a time <p>2. Why doesn't the scale connect to my phone? It worked before.</p> <p>Please unpair your scale from Me—settings, and pair the scale again. You may need pair the new scale after you unpair the previous scale. The app can only pair one scale at a time.</p>	<p>3. The scale will not turn on, and the LCD display does not show anything. What should I do?</p> <p>Please check if the batteries are installed correctly or change new batteries.</p> <p>4. Why does my scale show incorrect weight? My scale is showing a difference between 4-5 pounds from my recent/current weight.</p> <p>Please stand still. The scale might need to be re-calibrated to show accurate readings. To do this, please put the scale on a hard, flat surface like tiles. Step on and off the scale quickly, the scale will show 0.0 lbs. This indicates calibration is complete.</p> <p>5. Why am I receiving variant measurements?</p> <p>Your feet may be too dry. Please wipe your feet with a damp cloth, keeping them slightly damp and try it again.</p> <p>6. Why does the Innotech app/scale display my body weight only but not the other body metrics?</p> <p>Bluetooth connection is necessary to capture and record all data. Please install the Innotech App and log in, open the app, pair the scale, and step on the scale with bare feet. The app should show all data.</p> <p>This could be happening for other reasons. Please try below troubleshooting solutions too:</p> <ol style="list-style-type: none">Clean the scale surface and feet. The scale surface is not clean or the user's feet are too dry to be measured. Please clean the scale surface or wet your feet with a damp towel and try again.	<p>b. Check the age settings. The app will only measure and track users age 18 and above. Teenagers under 18 are growing fast and their body data is changing frequently, only weight can be measured and tracked.</p> <p>c. Make sure there is direct contact between the scale surface and the user's feet. Please do not wear socks or shoes, and remember to remove the plastic film from the scale surface.</p> <p>d. Don't step off too soon. The weighing process is not finished until the progress bar on the display screen totally completes from left to right.</p> <p>7. Why is my body composition data different from the ones I see at the gym, doctor, etc.?</p> <p>You may go to "Me"/"Edit" and check if your personal information set up in the app is correct. I.e. Gender and Body Type (Normal/ Athlete).</p> <p>Also, the numbers you see on your scale may vary from those you see using other measurement methods, and professional medical instruments. This is normal. Innotech is a home use scale for reference.</p> <p>Innotech scale uses BIA (bioelectric impedance analysis), which is a commonly used method for estimating body composition, and in particular body fat. The bioelectrical impedance analysis (BIA) method is a lower-cost (from less than one to several hundred US dollars) but less accurate way to estimate body fat percentage.</p> <p>8. Why do the %fat, %muscle, and %water comprise 122% of my total body weight?</p> <p>It is normal for the three index to add up to more than 100% since water is contained in the fat and muscle.</p>	<p>9. Does the app sync with Apple Health, Fitbit and Google Fit?</p> <p>Yes, Innotech app syncs with Apple Health, Fitbit and Google Fit. Please turn on Connect to apple health/Google Fit/ Fitbit from Me—User settings. For iPhone, Fitbit will sync latest data only if you fully exit Fitbit (double click home button and swipe with finger up) then reopen Fitbit.</p> <p>10. How many users can share this scale? How does it register the weight of different family members? Will other family members be able to see how much I weigh?</p> <p>The scale supports up to 10 user profiles. Each user can use their own smartphone or share one app and create profiles in Family Management. If they only have their individual profile in the app, the scale will only sync their data to their individual devices. Other member users will not have access to your data unless you permit them to add your profile to their app. Users can use their personal smartphone and app/account to maintain privacy.</p> <p>11. Are the batteries rechargeable? What size are they? How long do the batteries last?</p> <p>The scale includes Three AAA batteries that are not rechargeable, and normally last three to six months. However, rechargeable batteries also work for Innotech scales.</p> <p>12. Is this scale waterproof?</p> <p>The waterproof level is IPX-3, which is protected against water spraying up to 60 degrees from vertical at 10 liters/min at a pressure of 80-100k/m2 for five minutes.</p>	<p>Cleaning, Maintenance & Disposal</p> <p>Cleaning</p> <p>You can clean your scale using a wet cloth. Use mild dish soap if necessary.</p> <p>Disposal</p> <p>Dispose of this device in accordance with your local regulations. Batteries should be disposed of separately from household waste.</p> <p>Safety Precautions</p> <p>Innotech uses bioelectric Impedance Analysis to measure body fat, which sends an extremely low electrical current through the body when taking a measurement. This low electrical current is unnoticeable and is safe for individuals.</p> <p>-We do not recommend that anyone with a pacemaker, electrocardiographs and/or other medical devices implanted in the body or used for life support use the Innotech because of this electrical current.</p> <p>-We advise any pregnant women to consult their physician before using the Innotech - not because any harm is likely to occur, but simply because each person's body is unique, and it is worth asking a doctor about your specific situation before making such decisions.</p> <p>-Athletes and fitness enthusiasts: Athletes have different body types. Scales using only foot electrodes sensors are known to overestimate it in leaner people.</p> <p>-Under 18 years old: Only weight is available for young people under 18, because they are growing too fast and their body data is changing too frequently.</p>	<p> innotech</p> <p>Bluetooth Smart Scale Instructions</p> <p>Model: IB-655</p> <p> support@myinnotech.com</p> <p> +1 832.964.5182</p> <p> www.myinnotech.com</p>