


Front

Back



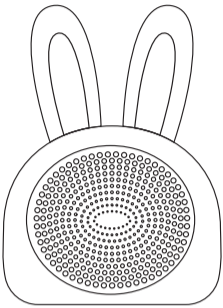
way to celebrate!

BUNNY WIRELESS SPEAKER

FOR SMARTPHONES, TABLETS AND OTHER BLUETOOTH MEDIA DEVICES

Item model#: FSG11031355E
FCC ID: 2AYNN-FSG031355E

Includes: Wireless Speaker, USB Charging Cable & Manual



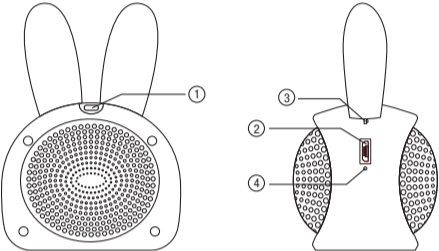
Product Overview

① Power On/Off Button

② Micro USB Charging Port

③ Pairing Indicator Light


④ Charging Indicator Light



Features


- Bluetooth handsfree audio
- Connection with most Bluetooth enabled devices (mobile phones, tablets, etc.)
- Built-in rechargeable lithium battery 300mAh
- Micro USB power cable
- Ideal for traveling, easy installation, excellent sound quality

Keys




Power

Long press ① Power On/Off Button to turn on or off speaker



Phone

Short press ① Power On/Off Button to pick up and hang up phone calls. Press twice to redial last call



Play/Pause

Short press the ① Power On/Off Button once to play or pause music

Pairing Your Device

1. Turn on your device and activate Bluetooth function, and blue LED light flashes.
2. Search for Bluetooth devices. Select "Bunny Speaker".
3. Automatically connect by selecting Bluetooth name without password. Blue LED light goes out.

Charging

The Wireless Speaker is powered by an integrated rechargeable lithium battery. Charge as follows:

1. Insert the charging cable into the DC 5V socket on the unit. Connect the USB plug into a PC or 5V/1A AC/DC adaptor. When the battery is charging, the LED indicator turns red.
2. When the indicator LED light goes out, the speaker is fully charged.

Safety Instructions

- Keep the device away from heat, direct sunlight and sharp edges
- To avoid short circuit, do not insert any metal object into the device
- To avoid static charge, do not use in an extremely dry climate
- Do not repair the unit yourself. Contact an authorized specialist
- Do not charge in the shower or other wet environments
- Only charge when unit is dry
- Do not submerge under water

Technical Specification

Bluetooth Version 5.3
Distance Range: 32.8ft (10m)
Support Mode: BDR, EDR
Standby Time: Up to 100 Hours
Play Time: 2-3 Hours*
Charging Time: about 2 Hours*

*Depending On Usage

FCC Notice

This equipment has been tested and found to comply with the limits for a Class B digital device, pursuant to Part 15 of the FCC Rules. These limits are designed to provide reasonable protection against harmful interference in a residential installation. This equipment generates, uses and can radiate radio frequency energy and, if not installed and used in accordance with the instructions, may cause harmful interference to radio communications. However, there is no guarantee that interference will not occur in a particular installation. If this equipment does cause harmful interference to radio or television reception, which can be determined by turning the equipment off and on, the user is encouraged to try to correct the interference by one or more of the following measures:

- Reorient or relocate the receiving antenna.
- Increase the separation between the equipment and receiver.
- Connect the equipment into an outlet on a circuit different from that to which the receiver is connected.
- Consult the dealer or an experienced radio/TV technician for help.

Changes or modifications not expressly approved by the party responsible for compliance could void the user's authority to operate the equipment. This device complies with part 15 of the FCC Rules. Operation is subject to the following two conditions:
(1) This device may not cause harmful interference, and
(2) This device must accept any interference received, including interference that may cause undesired operation.

FCC Radiation Exposure Statement:
This equipment complies with FCC radiation exposure limits set forth for an uncontrolled environment.
This transmitter must not be co-located or operating in conjunction with any other antenna or transmitter.

Instructions

It is recommended that you use the 5V/1A AC adapter with this device. If you do not use the recommended adapter, charging is unavailable or charging time may differ.

To avoid fire or electric shock, do not open the unit, contact to qualified personnel only.

Do not leave the unit in a place near the heating appliances or subject to direct sunlight, moisture, or mechanical shock.

To clean the unit, use a soft, dry cloth. If the surfaces are extremely dirty, use a soft cloth lightly moistened with a mild detergent solution. Do not use strong solvents such as alcohol, benzene, or thinner, as these might damage the surface of the unit.

Do not use volatile liquids such as insecticide spray near the unit. Wiping with strong pressure may damage the surface. Do not leave rubber or plastic products in contact with the unit for a long period of time.

Do not place the unit over the vehicle's air bag. When the air bag deploys, it may result in injury. Before using in the car, fix the unit.

Do not use the handsfree function during driving a car.

Do not leave the unit on an unstable place such as high shelves. It may fall down because of the vibration of the sound.

Do not use high voltage products around this product (ex. Electrical swatter). This product may malfunction due to electrical shock.

CAUTION when using this product in environments of low humidity. It may cause static electricity in environments of low humidity. It is recommended to use this product after touching any metal object which conducts electricity.

NOTICE: For safety marking information including product identification and supply ratings, please refer to the main label on the bottom or the other surface of the product.

All rights reserved. Trademarks and registered trademarks are the property of their respective owners.

25 cm
9.8 inch

10 cm
3.93 inch

 fourstargroup	A/W NO.	M/DEPT..	DESIGNER	DATE
	SZ22WMA11031355E	SZ_M10	Tim	2022/10/08

This proprietary artwork and concepts are copyright designs of Fourstar Group Inc. 2022. No part of this artwork may be reproduced or transmitted in any form without express written consent. © Fourstar Group Inc. All Rights Reserved.

* Please contact Account Executive for availability of design before initiating project *